

Gravitational Waves from Newborn Accreting Millisecond Magnetars

Shu-Qing Zhong,^{1,2} Zi-Gao Dai,^{1,2,*} and Xiang-Dong Li^{1,2}

¹*School of Astronomy and Space Science, Nanjing University, Nanjing 210093, China*

²*Key laboratory of Modern Astronomy and Astrophysics (Nanjing University), Ministry of Education, Nanjing 210093, China*

Two accretion columns have been argued to form over the surface of a newborn millisecond magnetar for an extremely high accretion rate $\gtrsim 1.8 \times 10^{-2} M_{\odot} \text{ s}^{-1}$ that may occur in the core-collapse of a massive star. In this paper, we investigate the characteristics of these accretion columns and their gravitational wave (GW) radiation. For a typical millisecond magnetar (surface magnetic field strength $B \sim 10^{15} \text{ G}$ and initial spin period $P \sim 1 \text{ ms}$), we find (1) its accretion columns are cooled via neutrinos and can reach a height $\sim 1 \text{ km}$ over the stellar surface; (2) its column-induced characteristic GW strain is comparable to the sensitivities of the next generation ground-based GW detectors within a horizon $\sim 1 \text{ Mpc}$; (3) the magnetar can survive only a few tens of seconds; (4) during the survival timescale, the height of the accretion columns increases rapidly to the peak and subsequently decreases slowly; (5) the column mass, characteristic GW strain, and maximum GW luminosity have simultaneous peaks in a similar rise-fall evolution. In addition, we find that the magnetar's spin evolution is dominated by the column accretion torque. A possible association with failed supernova is also discussed.

I. INTRODUCTION

Since the gravitational wave (GW) event GW150914 opened a new window to observe the Universe [1], ten other GW events have been also detected by the advanced LIGO/Virgo detectors in the observing run 1 & 2 (O1 & O2) [2]. Among them, GW170817 is a watershed event from the merger of neutron star–neutron star (NS–NS), having initiated electromagnetic wave-gravitational wave (EM-GW) multi-messenger astronomy [3, 4]. Although its remnant, being a magnetar or a black hole (BH), remains controversial [3, 5–7].

Theoretically, newborn millisecond magnetars are widely thought to be rapidly rotating NSs with extremely strong magnetic fields [8–14], which are produced after the mergers of binary NSs or the core collapses of massive stars, accompanied by gamma-ray bursts (GRBs). Speculatively, these magnetars are generally deemed to generate a strong X-ray emission (flare or plateau) in their GRB afterglows [13, 15–17], and strong GW radiation effect on X-ray plateau due to a large ellipticity and a high spin [18–21]. This type of strong GW radiation should be detectable with the advanced LIGO/Virgo detectors and the Einstein Telescope (ET) within a horizon of $\sim 100 \text{ Mpc}$ in the future, together with an X-ray plateau [22, 23]. In addition, other asymmetric deformations such as magnetic flare-induced oscillation [24, 25], rotation-induced radial oscillation [26], and accretion instability-induced non-axisymmetric shape [27] also generate strong GW radiation.

In an accreting magnetar scenario, a different structural asymmetry is caused by accreting materials that are magnetically channeled towards the magnetar polar caps and become two columns, the so-called accretion columns [28]. For the NSs in X-ray binaries, their accretion

column-induced deformation generates too weak GW radiation to be detected by the advanced LIGO/Virgo detectors and the next generation GW detectors [29]. However, the accretion columns of a millisecond magnetar, formed under some extreme conditions such as an extremely high accretion rate, should make the columns significantly different from those of a normal NS in an X-ray binary. This resultant deformation could also lead to strong GW radiation.

In this paper, we first investigate the properties of the accretion columns of a newborn millisecond magnetar, the column-induced GW emission, and their time evolutions. We then calculate the magnetar's spin evolution affected by the column accretion, column-induced GW radiation, and magnetic dipole radiation, and speculate possible association between the column accretion of a magnetar and a failed supernova. It should be noted that a magnetar can be formed from several channels such as the core-collapse of a massive star [30–32], the merger of two NSs [15, 33–35] or two white dwarfs (WDs) [36] and the accretion-induced collapse (AIC) of a WD [37, 38]. In this work, we just focus on the accretion columns formed over a millisecond magnetar for an extremely high accretion rate that may occur in the core-collapse of a massive star.

II. ACCRETION COLUMNS AND GW RADIATION

We consider a newborn millisecond magnetar that accretes the fall-back material immediately after its formation. Its extremely strong magnetic field ($\sim 10^{14} - 10^{15} \text{ G}$) and millisecond period [9, 13] probably make its accretion and outflow very different from those of a normal NS. In the case of $R < r_m < r_c$ (where R , r_m , and r_c are the magnetar's radius, Alfvén radius, and co-rotation radius, respectively), the fall-back material is magnetically channeled into the magnetar's dipole caps and ac-

* dzg@nju.edu.cn

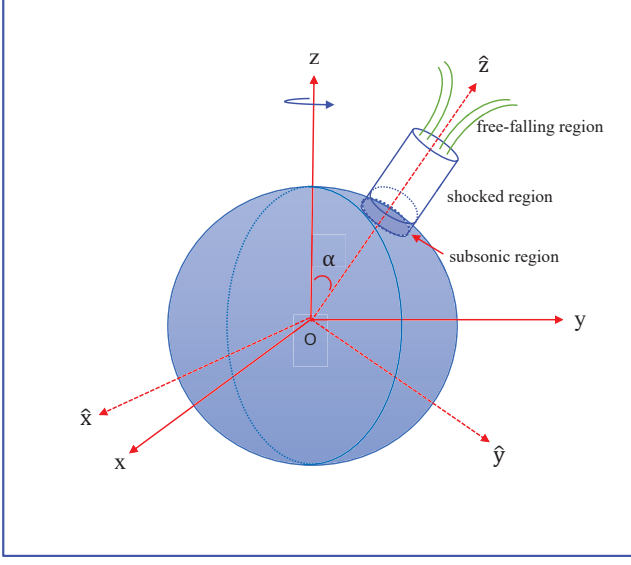


FIG. 1. Schematic picture of a magnetar accretion column along the \hat{z} magnetic axis with the misalignment angle α relative to the rotational axis z . The material flow consists of a free-falling region, a high and dominantly-shocked region, and a possibly thin subsonic region in which the flow settles onto the stellar surface. The gravitational potential energy of accreting material would be released through neutrino cooling.

cumulated into two flowing accretion columns. Each material flow consists of a free-falling region, a high and dominantly-shocked region, and a possibly thin subsonic region in which the flow settles onto the stellar surface [39, 40]. When the accretion, outflow, and settling are in hydrostatics equilibrium, the accreting material would finally settle onto the star and become a part of the star, and its large fraction of gravitational potential energy would be liberated through neutrino cooling by considering electron-positron pair annihilation rather than photon cooling due to a long diffusion timescale of photons $\sim 10^4$ s before it reaches the star's surface [41]. The magnetar has an angular velocity Ω along the z rotational axis, usually with the misalignment angle α relative to the accretion columns along \hat{z} magnetic axis, as shown in Figure 1.

Based on [41], the magnetar's Alfvén radius r_m is written as

$$\begin{aligned} r_m &= \mu^{4/7} (GM)^{-1/7} \dot{M}^{-2/7} \\ &= 14 \mu_{33}^{4/7} M_{1.4}^{-1/7} \dot{M}_{-2}^{-2/7} \text{ km} \\ &= 20 B_{15}^{4/7} R_{12}^{12/7} M_{1.4}^{-1/7} \dot{M}_{-2}^{-2/7} \text{ km}, \end{aligned} \quad (1)$$

where $\mu \equiv BR^3$, M , and \dot{M} are the magnetar's dipole magnetic moment, mass, and accretion rate, respectively; and the surface magnetic field strength $B_{15} = B/10^{15}$ G, the magnetar radius $R_{12} = R/12$ km, $M_{1.4} = M/1.4 M_\odot$, and $\dot{M}_{-2} = \dot{M}/10^{-2} M_\odot \text{ s}^{-1}$. Another critical radius is

the co-rotation radius r_c ,

$$r_c = (GM/\Omega^2)^{1/3} = 17 M_{1.4}^{1/3} P_1^{2/3} \text{ km}, \quad (2)$$

where $P_1 = P/1 \text{ ms} = 2\pi/\Omega/1 \text{ ms}$. When an accretion column forms, its area at a radius r can be scaled as

$$A(r) \approx \pi r^2 \sin^2 \theta \approx \pi r^3 / r_m. \quad (3)$$

After free-falling, the material will be decelerated and heated in the shocked region. We consider the neutrino cooling primarily via electron-positron pair annihilation in this region, with a luminosity density [42]

$$\dot{q}_{\text{pairs}} = 5 \times 10^{33} T_{\text{sh},11}^9 \text{ erg cm}^{-3} \text{ s}^{-1}, \quad (4)$$

where $T_{\text{sh},11} = T_{\text{sh}}/10^{11} \text{ K}$ and $T_{\text{sh}} = [(9\sqrt{2GM})\dot{M}r_m/(\pi a r^{7/2})]^{1/4}$ (a is the radiation energy density constant) obtained from equations (A2), (A7), (A9) in [41], and equation (3) above. According to the gravitational potential energy radiative luminosity $G\dot{M}M/R$ and the energy conservation of hydrostatics equilibrium, we can obtain

$$\begin{aligned} G\dot{M}M/R &= \int_R^{R+h_{\text{ac}}} A(r) \dot{q}_{\text{pairs}}(r) dr \\ &\approx A(R) \dot{q}_{\text{pairs}}(R) h_{\text{ac}}, \end{aligned} \quad (5)$$

where we consider the height of neutrino cooling over the magnetar surface as the height of the accretion column h_{ac} and assume $h_{\text{ac}} \ll R$. It can be estimated from equations (1), (3), (4), and (5) (its step-by-step derivation can be seen in Appendix A),

$$\begin{aligned} h_{\text{ac}} &\approx \frac{G\dot{M}M R^{-1}}{A(R) \dot{q}_{\text{pairs}}(R)} \\ &= 2 \times 10^{65} \pi^{5/4} \left(\frac{a}{9\sqrt{2}} \right)^{9/4} (GM)^{3/56} \dot{M}^{-25/28} \\ &\times B^{-5/7} R^{97/56} (\text{erg cm}^{-3} \text{ s}^{-1} \text{ K}^{-9})^{-1} \\ &= 8.8 \times 10^4 M_{1.4}^{3/56} \dot{M}_{-2}^{-25/28} B_{15}^{-5/7} R_{12}^{97/56} \text{ cm}, \end{aligned} \quad (6)$$

This is a natural result that the column height is comparable to the shock height estimated by equation (A15) in [41] because the neutrino cooling is exactly induced by the shock heating.

Using equations (A2) and (A7) in [41] and equation (3) above, we can get the density $\rho_{\text{sh}} = 7\dot{M}r_m/[2\pi(2GM)^{1/2}r^{5/2}]$ and its corresponding mass for one accretion column (also assuming $h_{\text{ac}} \ll R$, its derivation also can be seen in Appendix A)

$$\begin{aligned} M_{\text{ac}} &= \int_R^{R+h_{\text{ac}}} A(r) \rho_{\text{sh}}(r) dr \\ &\approx \frac{7}{2\sqrt{2}} \dot{M} (GM)^{-1/2} R^{1/2} h_{\text{ac}} \\ &= \frac{7}{\sqrt{2}} \times 10^{65} \pi^{5/4} \left(\frac{a}{9\sqrt{2}} \right)^{9/4} (GM)^{-25/56} \dot{M}^{3/28} \\ &\times B^{-5/7} R^{125/56} (\text{erg cm}^{-3} \text{ s}^{-1} \text{ K}^{-9})^{-1} \\ &= 1.7 \times 10^{-7} M_{1.4}^{-25/56} \dot{M}_{-2}^{3/28} B_{15}^{-5/7} R_{12}^{125/56} M_\odot, \end{aligned} \quad (7)$$

We suppose that there is the misalignment angle α between the rotational axis and the accretion column along magnetic axis so as to generate GW emission [43]. In the case of rigid rotation about a nonprincipal axis [18], the mass quadrupole moment can be represented as $Q = I_{\hat{z}\hat{z}} - I_{\hat{x}\hat{x}} = (M + 2M_{\text{ac}})(R + h_{\text{ac}}) - MR^2$, so we find

$$\begin{aligned} Q &\approx 2M_{\text{ac}}R^2 \\ &= \frac{14}{\sqrt{2}} \times 10^{65} \pi^{5/4} \left(\frac{a}{9\sqrt{2}} \right)^{9/4} (GM)^{-25/56} \dot{M}^{3/28} \\ &\quad \times B^{-5/7} R^{237/56} (\text{erg cm}^{-3} \text{ s}^{-1} \text{ K}^{-9})^{-1} \\ &= 1.0 \times 10^{39} M_{1.4}^{-25/56} \dot{M}_{-2}^{3/28} B_{15}^{-5/7} R_{12}^{237/56} \text{ g cm}^2. \end{aligned} \quad (8)$$

Therefore, the maximum amplitude of GW radiation produced from this mass quadrupole moment Q at a distance D of the source to the observer is given by [29, 43]

$$\begin{aligned} h_0 &= \frac{24\pi^2 G}{c^4 P^2 D} Q \\ &= \frac{48\pi^2 G}{c^4} P^{-2} D^{-1} M_{\text{ac}} R^2. \end{aligned} \quad (9)$$

If the misalignment angle α is small, the GW emission at frequency $f = \Omega/2\pi = 1/P$ is dominant, corresponding to a maximum amplitude $\frac{1}{2}h_0$. For $\alpha \sim \pi/2$, the GW emission is primarily at $f = 2/P$, corresponding to a maximum amplitude h_0 . Otherwise, for $\alpha = 0$ or π , there is no GW emission [18, 43]. In the following, we take the misalignment angle $\alpha = \pi/2$ as an instance since it represents an upper limit of GW emission. In this case, the characteristic GW strain can be approximated by [20]

$$\begin{aligned} h_c &= f h_0 \sqrt{\frac{dt_{\text{sur}}}{df}} \simeq h_0 \sqrt{f t_{\text{sur}}} \\ &= 1.4 \times 10^{-24} M_{1.4}^{-25/56} \dot{M}_{-2}^{3/28} \\ &\quad \times B_{15}^{-5/7} R_{12}^{237/56} P_1^{-2} D_{\text{Mpc}}^{-1}. \end{aligned} \quad (10)$$

where $D_{\text{Mpc}} = D/1 \text{ Mpc}$, and $t_{\text{sur}} \sim 25 \text{ s}$ is the magnetar's survival timescale (see § III). Given a fiducial magnetar parameter set ($M = 1.4 M_{\odot}$, $B = 10^{15} \text{ G}$, $R = 12 \text{ km}$, and $P = 1 \text{ ms}$), the characteristic GW strain is comparable to the sensitivity of the next generation detector such as ET within 1 Mpc horizon (see Fig. 3 of [22] and refer to [44]).

We also estimate the maximum GW luminosity, derived from equation (16.6.14) of [18],

$$\begin{aligned} L_{\text{gw}} &= \frac{2G\Omega^6}{5c^5} Q^2 \times 16 \\ &= (2\pi)^6 \frac{128G}{5c^5} P^{-6} M_{\text{ac}}^2 R^4 \\ &= 1.1 \times 10^{42} M_{1.4}^{-25/28} \dot{M}_{-2}^{3/14} \\ &\quad \times B_{15}^{-10/7} R_{12}^{237/28} P_1^{-6} \text{ erg s}^{-1}, \end{aligned} \quad (11)$$

which is smaller than the magnetar's spin-down luminosity due to a magnetic dipole radiation usually accounting for the X-ray plateau in GRB afterglow by a factor of several orders of magnitude for a fiducial magnetar parameter set.

III. TIME EVOLUTION OF ACCRETION COLUMNS AND GW RADIATION

The accretion columns over the magnetar's surface occur in the case of $r_{\text{m}} < r_{\text{c}}$. It implies a critical accretion rate

$$\begin{aligned} \dot{M} > \dot{M}_{\text{cr}} &= 1.8 \times 10^{-2} B_{15}^2 R_{12}^6 \\ &\quad \times M_{1.4}^{-5/3} P_1^{-7/3} M_{\odot} \text{ s}^{-1}. \end{aligned} \quad (12)$$

This is a rather high accretion rate, which can be parameterized and assumed at early times (see equation (14) of [41] for mimicking the results of [45, 46]),

$$\dot{M} = \eta 10^{-3} t_1^{1/2} M_{\odot} \text{ s}^{-1}, \quad (13)$$

where $t_1 = t/1 \text{ s}$ and η is a parameter associated with supernova explosion energy (a smaller η corresponds to a larger explosion energy), one can realize that η should be very large based on the critical accretion rate above. Therefore, we adopt $\eta = 18$, which exceeds the normal range of $\eta \approx 0.1 - 10$ mentioned in [41]. The reason that we adopt this value for η is that the accretion rate should be larger than $\dot{M}_{\text{cr}} = 1.8 \times 10^{-2} M_{\odot} \text{ s}^{-1}$ after the start from $t = 1 \text{ s}$ from equations (12) and (13) under the fiducial magnetar parameter values. As we will discuss in § IV B, this extreme scenario might be associated with an extreme case—failed supernova [47]. For a magnetar with initial mass M_0 , its time-dependent mass can be estimated from equation (13),

$$\begin{aligned} M(t) &= M_0 + \int_0^t \dot{M} dt = M_0 + 1.2 \times 10^{-2} t_1^{3/2} M_{\odot} \\ &= M_0 \left(1 + \frac{1.2 \times 10^{-2} t_1^{3/2} M_{\odot}}{M_0} \right) \\ &= M_0 \left(1 + \frac{1.2 \times 10^{-2} t_1^{3/2} M_{\odot}}{1.4 M_{\odot}} \right) \\ &= M_0 (1 + 8.6 \times 10^{-3} t_1^{3/2}) \end{aligned} \quad (14)$$

In this case, the newborn millisecond magnetar survival timescale should be extremely short—only $t_{\text{sur}} \sim 25 \text{ s}$ if $M_0 = 1.4 M_{\odot}$ and if the magnetar mass up to $2.9 M_{\odot}$ would collapse to a BH, as shown in Figure 2.

Combining equations (13) and (14) and assuming that the term (i.e., $8.6 \times 10^{-3} t_1^{3/2}$) is smaller than unity in the final equality of equation (14) in the survival timescale of magnetar (i.e., $t_1 < 25$), we can estimate $M^{\alpha} \dot{M}^{\beta} \sim M_0^{\alpha} (1 + 8.6 \times 10^{-3} \alpha t_1^{3/2}) \times (1.8 \times 10^{-2} t_1^{1/2} M_{\odot} \text{ s}^{-1})^{\beta} = (1.4 M_{\odot})^{\alpha} (1 + 8.6 \times 10^{-3} \alpha t_1^{3/2}) \times (1.8 \times 10^{-2} M_{\odot} \text{ s}^{-1})^{\beta} (t_1^{\beta/2})$ (where α and β are assumed to be power-law indexes of M and \dot{M} , respectively). In this way, we obtain the time evolutions of the following quantities and their corresponding results from equations (6), (7), (10), (11), and the approximation of $M^{\alpha} \dot{M}^{\beta}$, as illustrated in Figure 2.

$$\begin{aligned} h_{\text{ac}} &\approx 5.2 \times 10^4 (1 + 4.6 \times 10^{-4} t_1^{3/2}) t_1^{-25/56} \\ &\quad \times B_{15}^{-5/7} R_{12}^{97/56} \text{ cm}, \end{aligned} \quad (15)$$

$$M_{\text{ac}} \approx 1.8 \times 10^{-7} (1 - 3.8 \times 10^{-3} t_1^{3/2}) t_1^{3/56} \times B_{15}^{-5/7} R_{12}^{125/56} M_{\odot}, \quad (16)$$

$$h_c \approx 1.4 \times 10^{-24} (1 - 3.8 \times 10^{-3} t_1^{3/2}) t_1^{3/56} \times B_{15}^{-5/7} R_{12}^{237/56} P_1^{-2} D_{\text{Mpc}}^{-1}, \quad (17)$$

$$L_{\text{gw}} \approx 7.7 \times 10^{42} (1 - 7.7 \times 10^{-3} t_1^{3/2}) t_1^{3/28} \times B_{15}^{-10/7} R_{12}^{237/28} P_1^{-6} \text{ erg s}^{-1}. \quad (18)$$

As the accretion rate and magnetar mass increase, the column height h_{ac} decreases rapidly to $t \sim 4.3$ s and subsequently decreases slowly. Moreover, the column mass M_{ac} , the characteristic GW strain h_c , and the maximum GW luminosity L_{gw} have a similar rise-fall evolution. They simultaneously reach peaks $\sim 1.9 \times 10^{-7} M_{\odot}$, $\sim 1.5 \times 10^{-24}$ (within 1 Mpc horizon), and $\sim 8.4 \times 10^{42} \text{ erg s}^{-1}$ at $t \sim 4.3$ s, respectively, for the fiducial magnetar parameter values such as $M_0 = 1.4 M_{\odot}$, $B = 10^{15} \text{ G}$, $R = 12 \text{ km}$, and $P = 1 \text{ ms}$. In addition, it should be noted that these results are obtained by assuming that the magnetar's spin (or period P) is not time-dependent.

IV. DISCUSSION

A. Magnetar's Spin Evolution

The magnetar's spin evolution should be affected by the column accretion and its induced GW radiation, magnetic dipole radiation, and neutrino-driven wind radiation, when the misalignment angle $\alpha = \pi/2$. For simplicity, we leave out the neutrino-driven wind radiation attribution to the magnetar spin as done in [41]. If the magnetar is regarded as a uniformly rotating body, its angular momentum is removed (i.e., spin-down) via GW radiation at a rate

$$N_{\text{gw}} = L_{\text{gw}}/\Omega, \quad (19)$$

and via magnetic dipole radiation

$$N_{\text{dip}} = \frac{\mu^2 \Omega^3}{6c^3}. \quad (20)$$

In contrast, in the accretion column scenario ($R < r_m < r_c$), the magnetar spins up due to an accretion torque

$$N_{\text{acc}} = n(\omega)(GM r_m)^{1/2} \dot{M}, \quad (21)$$

where $n(\omega) = (1 - \omega)$ is the dimensionless torque and $\omega = \Omega/(GM/r_m^3)^{1/2} = (r_m/r_c)^{3/2}$ is the fastness parameter [41]. When $r_m < r_c$ (i.e., $\dot{M} > 1.8 \times 10^{-2} M_{\odot} \text{ s}^{-1}$), we get $\omega < 1$ and $N_{\text{acc}} > 0$. Therefore, the spin evolution is expressed as

$$I \dot{\Omega} = -N_{\text{gw}} - N_{\text{dip}} + N_{\text{acc}}, \quad (22)$$

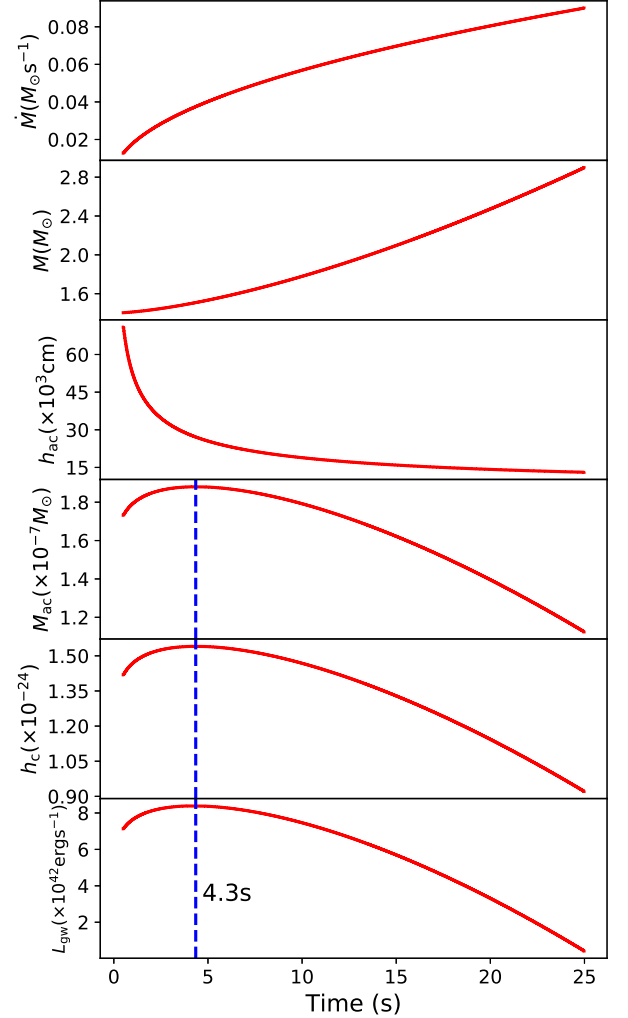


FIG. 2. The evolutions of accreting quantities and GW radiation. As the accretion rate and magnetar mass increase, the column height h_{ac} decreases rapidly to $t \sim 4.3$ s and subsequently decreases slowly. The column mass M_{ac} , the characteristic GW strain h_c , and the maximum GW luminosity L_{gw} have a similar rise-fall evolution. They simultaneously reach peaks $\sim 1.9 \times 10^{-7} M_{\odot}$, $\sim 1.5 \times 10^{-24}$ (within 1 Mpc horizon), and $\sim 8.4 \times 10^{42} \text{ erg s}^{-1}$ at $t \sim 4.3$ s, respectively, under the fiducial magnetar parameter values.

where $I = 0.4MR^2$ is the moment of inertia for an incompressible NS [48]. We solve equation (22) by combining equations (1), (2), (11), (13), (14), (19), (20), (21), and $\dot{\Omega} = -2\pi\dot{P}/P^2$, with typical magnetar parameters of the initial mass $M_0 = 1.4 M_{\odot}$, the initial period $P_0 = 1 \text{ ms}$, the magnetic field $B = 10^{15} \text{ G}$, and the stellar radius $R = 12 \text{ km}$.

The results are plotted in Figure 3, in which the red solid line represents the period evolution influenced by the spin-up accretion torque N_{acc} , and the spin-down GW radiation torque N_{gw} and dipole radiation torque N_{dip} ; the blue, green, and magenta dotted lines represent the period evolution by only considering the accre-

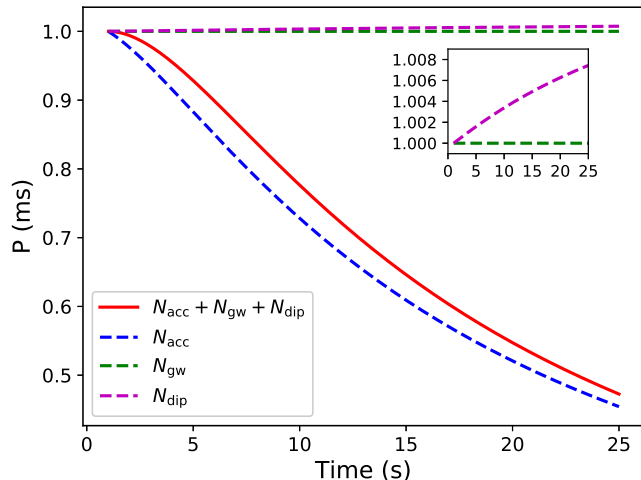


FIG. 3. The magnetar’s spin evolution influenced by the spin-up accretion torque N_{acc} , and the spin-down GW radiation torque N_{gw} and dipole radiation torque N_{dip} . The red solid line represents the period evolution affected by all of these three torques. The blue, green, and magenta dotted lines represent the period evolution by only considering the accretion torque, GW radiation torque, and dipole radiation torque, respectively. The spin evolution caused by the GW radiation torque and the dipole radiation torque is also displayed in the inset.

tion torque, GW radiation torque, and dipole radiation torque, respectively. As we can see, the accretion torque is dominant for the spin-up evolution of the magnetar attributed to the accretion at a very high rate, in comparison to the GW radiation and dipole radiation at a relatively low luminosity. From the inset, it is shown that the dipole radiation luminosity is several orders of magnitude larger than the GW radiation luminosity. Furthermore, before the magnetar collapses to a BH, its period shortens from initial 1.00 ms to 0.40 ms. However, it is unclear whether and when the magnetar reaches its break-up limit. For a normal NS with mass $1.4 M_{\odot}$ and radius 12 km, its Keplerian break-up limit is ~ 0.61 ms from equation (3) in [49] for a rigid Newtonian sphere scenario. When considering deformation and General Relativity effects, the break-up limit of an NS is about $\frac{1}{1224\text{Hz}} \sim 0.82$ ms with the maximum-mass, nonrotating configuration [49], relying on its equation of state. For simplicity, we here don’t consider the break-up limit of a millisecond magnetar.

B. Possible Associated Failed Supernova

As pointed out in § III, the column accretion of a magnetar requires a very high accretion rate corresponding to a very large η at early times, which suggests an extremely weak or even no supernova explosion—a failed supernova after the core-collapse of a massive star. The failed supernova can well explain not only the absence of high

mass red supergiants ($16.5 M_{\odot} \leq M \leq 25 M_{\odot}$) as the progenitors of Type IIP SNe [50, 51], but also the compact remnant mass gap between the observed NSs and the observed BHs [52] via both X-ray binaries [53, 54] and the recent GW events of BH–BH and NS–NS mergers [2, 55]. Observationally, the failed supernova search has been made for many years [47, 56] and has been confirmed from Large Binocular Telescope observations until recently [57, 58]. In addition to a change from appearance to disappearance in a progenitor’s electromagnetic radiation for a failed supernova, we here surmise that the GW radiation induced by the magnetar’s column accretion is likely another association with the failed supernova, especially because it would form initially a magnetar even that is temporary rather than a prompt BH in the stellar core after the collapse of a massive star [59, 60]. Additionally, this GW radiation may be another type of GW signature of core-collapse supernovae [61]. Nevertheless, we also see that this GW event lasts several tens of seconds and its characteristic GW radiation strain is comparable to the sensitivities of the next-generation GW detectors within 1 Mpc horizon. Accordingly, it is unlikely to search for a failed supernova by combining this short timescale GW radiation with the long timescale change from appearance to disappearance in electromagnetic radiation.

V. CONCLUSIONS

We have investigated the properties of accretion columns of a newborn millisecond magnetar and the column accretion-induced GW radiation, and their evolutions. We have also discussed the magnetar’s spin evolution by considering the effects of material column accretion, GW radiation, and magnetic dipole radiation, and speculated the potential relation between this induced GW radiation and a failed supernova. Some interesting results are found as follows.

- For the fiducial magnetar parameter values ($M = 1.4 M_{\odot}$, $B = 10^{15}$ G, $R = 12$ km, and $P = 1$ ms), the magnetar’s accretion columns are cooled via neutrinos, its column height is relative to the shock height ~ 1 km; the column mass is typically $\sim 10^{-7} M_{\odot}$, the characteristic GW strain $\sim 10^{24}$ is comparable to the sensitivities of the next generation GW detectors within 1 Mpc horizon; and the maximum GW luminosity is $\sim 10^{42}$ erg s $^{-1}$, being smaller than the typical magnetar’s magnetic dipole emission usually explaining the observed X-ray plateaus in GRB afterglows by several orders of magnitude.
- As the accretion rate increases at early times, the magnetar mass also increases. The magnetar’s survival timescale is only about 25 s before collapsing to a BH for the fiducial magnetar parameter values mentioned above. The column height rapidly

declines before $t = 4.3$ s and subsequently declines slowly. The column mass, the characteristic GW strain, and the maximum GW luminosity have a similar rise-fall evolution and simultaneous peaks at $t = 4.3$ s.

- Thanks to the effects of column accretion, GW radiation, and dipole radiation, the magnetar's spin should evolve with time. During the magnetar's survival timescale, the column accretion torque is dominant for the magnetar's spin and makes it spun-up.
- The column accretion scenario needs a very high accretion rate corresponding to an extremely weak or even no supernova explosion—a failed supernova. Thus the induced GW radiation is likely associated with a failed supernova but unlikely to be used for probing for a failed supernova by combining with the changing electromagnetic observation from appearance to disappearance in the future.

Finally, we simply estimate the event rate of the GW radiation induced by the column accretion of newborn millisecond magnetars. The event rate of overall millisecond magnetar formation was estimated to be just a few $10\text{--}100 \text{ Gpc}^{-3} \text{ yr}^{-1}$ [62]. This rate is estimated, based on the event rate of short gamma-ray bursts (SGRBs). However, the millisecond magnetars we discussed here are probably associated with long gamma-ray bursts (LGRBs) generated from the core-collapse of massive stars. Moreover, the event rate of LGRBs is just about one third of that of SGRBs [62], so the overall millisecond magnetars associated with LGRBs might be only one third of those associated with SGRBs. If so, for a volume of $\sim 1 \text{ Mpc}^3$ with the current and upcoming GW detectors, the event rate of this GW radiation would be extremely low, even if assuming all millisecond magnetars give rise to this kind of accretion columns.

ACKNOWLEDGMENTS

We really appreciate the referee for the careful review and very helpful comments and suggestions that have helped us improve the presentation of the paper. This work is supported by the National Key Research and Development Program of China (grant No. 2017YFA0402600) and the National Natural Science Foundation of China (grant No. 11573014 and 11833003).

Appendix A: Equation Derivations

1. Equation (6)

From equations (A2), (A7), (A9) in [41], and equations (1) and (3) in current paper, the temperature in

the shocked region is

$$\begin{aligned}
 T_{\text{sh}} &= \left(\frac{3p_{\text{sh}}}{a} \right)^{1/4} = \left(\frac{18\rho_0 v_{\text{in}}^2}{a} \right)^{1/4} \\
 &= \left[\frac{18(\dot{M}/2A)v_{\text{in}}}{a} \right]^{1/4} = \left(\frac{9\dot{M}v_{\text{in}}}{Aa} \right)^{1/4} \\
 &= \left[\frac{9\dot{M}(2GM)^{1/2}r^{-1/2}r_m}{\pi ar^3} \right]^{1/4} \\
 &= \left[\frac{9\dot{M}(2GM)^{1/2}r_m r^{-7/2}}{\pi a} \right]^{1/4} \\
 &= \left(\frac{9\sqrt{2}}{\pi a} \right)^{1/4} (GM)^{1/8} \dot{M}^{1/4} r_m^{1/4} r^{-7/8} \\
 &= \left(\frac{9\sqrt{2}}{\pi a} \right)^{1/4} (GM)^{1/8} \dot{M}^{1/4} \\
 &\times [\mu^{1/7} (GM)^{-1/28} \dot{M}^{-1/14}] r^{-7/8} \\
 &= \left(\frac{9\sqrt{2}}{\pi a} \right)^{1/4} (GM)^{5/56} \dot{M}^{5/28} \mu^{1/7} r^{-7/8}. \quad (\text{A1})
 \end{aligned}$$

From equation (4), the luminosity density via electron-positron pair annihilation is

$$\begin{aligned}
 \dot{q}_{\text{pairs}} &= 5 \times 10^{33} T_{\text{sh},11}^9 \text{ erg cm}^{-3} \text{ s}^{-1} \\
 &= 5 \times 10^{33} \times 10^{-99} T_{\text{sh}}^9 \text{ erg cm}^{-3} \text{ s}^{-1} \text{ K}^{-9} \\
 &= 5 \times 10^{-66} \left(\frac{9\sqrt{2}}{\pi a} \right)^{9/4} (GM)^{45/56} \dot{M}^{45/28} \\
 &\times \mu^{9/7} r^{-63/8} \text{ erg cm}^{-3} \text{ s}^{-1} \text{ K}^{-9}. \quad (\text{A2})
 \end{aligned}$$

Therefore,

$$\begin{aligned}
 A(r) \dot{q}_{\text{pairs}}(r) &= 5 \times 10^{-66} \left(\frac{9\sqrt{2}}{\pi a} \right)^{9/4} (GM)^{45/56} \dot{M}^{45/28} \\
 &\times \mu^{9/7} r^{-63/8} (\pi r^3 r_m^{-1}) \text{ erg cm}^{-3} \text{ s}^{-1} \text{ K}^{-9} \\
 &= 5 \times 10^{-66} \pi \left(\frac{9\sqrt{2}}{\pi a} \right)^{9/4} (GM)^{45/56} \dot{M}^{45/28} \\
 &\times \mu^{9/7} r^{-39/8} [\mu^{-4/7} (GM)^{1/7} \dot{M}^{2/7}] \\
 &\times \text{erg cm}^{-3} \text{ s}^{-1} \text{ K}^{-9} \\
 &= 5 \times 10^{-66} \pi \left(\frac{9\sqrt{2}}{\pi a} \right)^{9/4} (GM)^{53/56} \dot{M}^{53/28} \\
 &\times \mu^{5/7} r^{-39/8} \text{ erg cm}^{-3} \text{ s}^{-1} \text{ K}^{-9}. \quad (\text{A3})
 \end{aligned}$$

From equation (5), the height of the accretion column h_{ac} is

$$\begin{aligned}
 h_{\text{ac}} &\approx \frac{GM\dot{M}R^{-1}}{A(R)\dot{q}_{\text{pairs}}(R)} \\
 &= GM\dot{M}R^{-1} \frac{1}{5\pi} \times 10^{66} \left(\frac{9\sqrt{2}}{\pi a} \right)^{-9/4} (GM)^{-53/56} \\
 &\times \dot{M}^{-53/28} \mu^{-5/7} R^{39/8} (\text{erg cm}^{-3} \text{ s}^{-1} \text{ K}^{-9})^{-1} \\
 &= \frac{1}{5\pi} \times 10^{66} \left(\frac{9\sqrt{2}}{\pi a} \right)^{-9/4} (GM)^{3/56} \dot{M}^{-25/28} B^{-5/7} \\
 &\times R^{97/56} (\text{erg cm}^{-3} \text{ s}^{-1} \text{ K}^{-9})^{-1} \text{ (from } \mu = BR^3 \text{)} \\
 &= 2 \times 10^{65} \pi^{5/4} \left(\frac{a}{9\sqrt{2}} \right)^{9/4} (GM)^{3/56} \dot{M}^{-25/28} \\
 &\times B^{-5/7} R^{97/56} (\text{erg cm}^{-3} \text{ s}^{-1} \text{ K}^{-9})^{-1}. \quad (\text{A4})
 \end{aligned}$$

The unit of the luminosity $GM\dot{M}/R$ is erg s^{-1} in cgs, $A(r)$ corresponds to cm^2 , and $\dot{q}_{\text{pairs}}(r)$ corresponds to $\text{erg cm}^{-3} \text{ s}^{-1}$. Thus the unit of h_{ac} should be cm.

2. Equation (7)

Using equations (A2) and (A7) in [41] and equation (3) in this paper, the postshock density is

$$\rho_{\text{sh}} = 7\rho_0 = \frac{7\dot{M}}{2Av_{\text{in}}}. \quad (\text{A5})$$

Hence,

$$A\rho_{\text{sh}} = \frac{7\dot{M}}{2v_{\text{in}}} = \frac{7\dot{M}}{2\sqrt{2}}(GM)^{-1/2}r^{1/2}. \quad (\text{A6})$$

In this case, the mass of one accretion column is

$$\begin{aligned}
 M_{\text{ac}} &= \int_R^{R+h_{\text{ac}}} A(r)\rho_{\text{sh}}(r)dr \\
 &= \frac{7\dot{M}}{2\sqrt{2}}(GM)^{-1/2} \times \frac{2}{3}[(R+h_{\text{ac}})^{3/2} - R^{3/2}] \\
 &\approx \frac{7\dot{M}}{2\sqrt{2}}(GM)^{-1/2}R^{1/2}h_{\text{ac}} \\
 &= \frac{7\dot{M}}{2\sqrt{2}}(GM)^{-1/2}R^{1/2} \\
 &\times 2 \times 10^{65} \pi^{5/4} \left(\frac{a}{9\sqrt{2}} \right)^{9/4} (GM)^{3/56} \dot{M}^{-25/28} \\
 &\times B^{-5/7} R^{97/56} (\text{erg cm}^{-3} \text{ s}^{-1} \text{ K}^{-9})^{-1} \\
 &= \frac{7}{\sqrt{2}} \times 10^{65} \pi^{5/4} \left(\frac{a}{9\sqrt{2}} \right)^{9/4} (GM)^{-25/56} \dot{M}^{3/28} \\
 &\times B^{-5/7} R^{125/56} (\text{erg cm}^{-3} \text{ s}^{-1} \text{ K}^{-9})^{-1}. \quad (\text{A7})
 \end{aligned}$$

-
- [1] Abbott, B. P., et al., Physical Review Letters, 116, 061102 (2016).
 - [2] Abbott, B. P., et al., Physical Review X, 9, 031040 (2019a).
 - [3] Abbott, B. P., et al., The Astrophysical Journal, 848, L13 (2017a).
 - [4] Abbott, B. P., et al., Physical Review Letters, 119, 161101 (2017b).
 - [5] Abbott, B. P., et al., The Astrophysical Journal, 848, L12 (2017c).
 - [6] Abbott, B. P., et al., The Astrophysical Journal, 851, L16 (2017d).
 - [7] Yu, Y.-W., Liu, L.-D., & Dai, Z.-G., The Astrophysical Journal, 861, 114 (2018).
 - [8] Duncan, R. C., & Thompson, C., The Astrophysical Journal, 392, L9 (1992).
 - [9] Thompson, C., & Duncan, R. C., The Astrophysical Journal, 408, 194 (1993).
 - [10] Dai, Z. G., & Lu, T., Astronomy and Astrophysics, 333, L87 (1998).
 - [11] Dai, Z. G., The Astrophysical Journal, 606, 1000 (2004).
 - [12] Dai, Z. G., & Liu, R.-Y., The Astrophysical Journal, 759, 58 (2012).
 - [13] Lü, H.-J., & Zhang, B., The Astrophysical Journal, 785, 74 (2014).
 - [14] Lü, H.-J., B. Zhang, W.-H. Lei, Y. Li, & P. D. Lasky, The Astrophysical Journal, 805, 89 (2015).
 - [15] Dai, Z. G., X. Y. Wang, X. F. Wu, & B. Zhang, Science, 311, 1127 (2006).
 - [16] Troja, E., et al., The Astrophysical Journal, 665, 599 (2007).
 - [17] Rowlinson, A., P. T. O'Brien, B. D. Metzger, N. R. Tanvir, & A. J. Levan, Monthly Notices of the Royal Astronomical Society, 430, 1061 (2013).
 - [18] Shapiro, S. L., & Teukolsky, S. A., A Wiley-Interscience Publication, New York: Wiley, 1983 (1983).
 - [19] Zhang, B., & Mészáros, P., The Astrophysical Journal, 552, L35 (2001).
 - [20] Corsi, A., & Mészáros, P., The Astrophysical Journal, 702, 1171 (2009).
 - [21] Fan, Y.-Z., Wu, X.-F., & Wei, D.-M., Physical Review D, 88, 067304 (2013).
 - [22] Lasky, P. D., & Glampedakis, K., Monthly Notices of the Royal Astronomical Society, 458, 1660 (2016).
 - [23] Lü, H.-J., L. Zou, L. Lan, & E.-W. Liang, Monthly Notices of the Royal Astronomical Society, 480, 4402 (2018).
 - [24] Kashiyama, K., & Ioka, K., Physical Review D, 83, 081302 (2011).
 - [25] Zink, B., Lasky, P. D., & Kokkotas, K. D., Physical Review D, 85, 024030 (2012).

- [26] Dai, Z. G., *Astronomy and Astrophysics*, 622, A194 (2019).
- [27] Piro, A. L., & Thrane, E., *The Astrophysical Journal*, 761, 63 (2012).
- [28] Frank, J., King, A., & Raine, D., *Camb. Astrophys. Ser.*, 21, (1992).
- [29] Konar, S., D. Mukherjee, D. Bhattacharya, & P. Sarkar, *Physical Review D*, 94, 104036 (2016).
- [30] Wheeler, J. C., I. Yi, P. Höflich, & L. Wang, *The Astrophysical Journal*, 537, 810 (2000).
- [31] Bucciantini, N., E. Quataert, J. Arons, B. D. Metzger, & T. A. Thompson, *Monthly Notices of the Royal Astronomical Society*, 383, L25 (2008).
- [32] Bucciantini, N., et al., *Monthly Notices of the Royal Astronomical Society*, 396, 2038 (2009).
- [33] Rosswog, S., E. Ramirez-Ruiz, & M. B. Davies, *Monthly Notices of the Royal Astronomical Society*, 345, 1077 (2003).
- [34] Metzger, B. D., E. Quataert, & T. A. Thompson, *Monthly Notices of the Royal Astronomical Society*, 385, 1455 (2008).
- [35] Giacomazzo, B. & R. Perna, *The Astrophysical Journal*, 771, L26 (2013).
- [36] Yoon, S.-C., P. Podsiadlowski, & S. Rosswog, *Monthly Notices of the Royal Astronomical Society*, 380, 933 (2007).
- [37] Tauris, T. M., D. Sanyal, S.-C. Yoon, & N. Langer, *Astronomy and Astrophysics*, 558, A39 (2013).
- [38] Schwab, J., E. Quataert, & L. Bildsten, *Monthly Notices of the Royal Astronomical Society*, 453, 1910 (2015).
- [39] Basko, M. M., & Sunyaev, R. A., *Monthly Notices of the Royal Astronomical Society*, 175, 395 (1976).
- [40] Lyubarskii, Y. E., & Syunyaev, R. A., *Soviet Astronomy Letters*, 14, 390 (1988).
- [41] Piro, A. L., & Ott, C. D., *The Astrophysical Journal*, 736, 108 (2011).
- [42] Popham, R., Woosley, S. E., & Fryer, C., *The Astrophysical Journal*, 518, 356 (1999).
- [43] Bonazzola, S., & Gourgoulhon, E., *Astronomy and Astrophysics*, 312, 675 (1996).
- [44] Hild, S., et al., *Classical and Quantum Gravity*, 28, 094013 (2011).
- [45] MacFadyen, A. I., Woosley, S. E., & Heger, A., *The Astrophysical Journal*, 550, 410 (2001).
- [46] Zhang, W., Woosley, S. E., & Heger, A., *The Astrophysical Journal*, 679, 639 (2008).
- [47] Kochanek, C. S., et al., *The Astrophysical Journal*, 684, 1336 (2008).
- [48] Lattimer, J. M. & M. Prakash, *The Astrophysical Journal*, 550, 426 (2001).
- [49] Lattimer, J. M., & Prakash, M., *Science*, 304, 536 (2004).
- [50] Smartt, S. J., J. J. Eldridge, R. M. Crockett, & J. R. Maund, *Monthly Notices of the Royal Astronomical Society*, 395, 1409 (2009).
- [51] Smartt, S. J., *Annual Review of Astronomy and Astrophysics*, 47, 63 (2009b).
- [52] Kochanek, C. S., *The Astrophysical Journal*, 785, 28 (2014).
- [53] Özel, F., D. Psaltis, R. Narayan, & J. E. McClintock, *The Astrophysical Journal*, 725, 1918 (2010).
- [54] Farr, W. M., et al., *The Astrophysical Journal*, 741, 103 (2011).
- [55] Abbott, B. P., et al., *The Astrophysical Journal*, 882, L24 (2019b).
- [56] Gerke, J. R., Kochanek, C. S., & Stanek, K. Z., *Monthly Notices of the Royal Astronomical Society*, 450, 3289 (2015).
- [57] Adams, S. M., C. S. Kochanek, J. R. Gerke, K. Z. Stanek, & X. Dai, *Monthly Notices of the Royal Astronomical Society*, 468, 4968 (2017a).
- [58] Adams, S. M., C. S. Kochanek, J. R. Gerke, & K. Z. Stanek, *Monthly Notices of the Royal Astronomical Society*, 469, 1445 (2017b).
- [59] Burrows, A., *The Astrophysical Journal*, 334, 891 (1988).
- [60] O'Connor, E., & Ott, C. D., *The Astrophysical Journal*, 730, 70 (2011).
- [61] Ott, C. D., *Classical and Quantum Gravity*, 26, 063001 (2009).
- [62] Nicholl, M., et al., *The Astrophysical Journal*, 843, 84 (2017).