

# Semiparametric Quantile Models for Ascending Auctions with Asymmetric Bidders

Jayeeta Bhattacharya

University of Southampton, UK

Nathalie Gimenes

PUC-Rio, Rio de Janeiro, Brazil

Emmanuel Guerre

Queen Mary University of London, UK

September 2020

## Abstract

The paper proposes a parsimonious and flexible semiparametric quantile regression specification for asymmetric bidders within the independent private value framework. Asymmetry is parameterized using powers of a parent private value distribution, which is generated by a quantile regression specification. As noted in Cantillon (2008), this covers and extends models used for efficient collusion, joint bidding and mergers among homogeneous bidders. The specification can be estimated for ascending auctions using the winning bids and the winner's identity. The estimation is in two stage. The asymmetry parameters are estimated from the winner's identity using a simple maximum likelihood procedure. The parent quantile regression specification can be estimated using simple modifications of Gimenes (2017). Specification testing procedures are also considered. A timber application reveals that weaker bidders have 30% less chances to win the auction than stronger ones. It is also found that increasing participation in an asymmetric ascending auction may not be as beneficial as using an optimal reserve price as would have been expected from a result of Bulow and Klemperer (1996) valid under symmetry.

*JEL:* C14, D44

*Keywords:* Private values; asymmetry; ascending auctions; seller expected revenue; quantile regression; two stage quantile regression estimation.

Nathalie Gimenes and Emmanuel Guerre acknowledge the British Academy and Newton Fund for generously funding this project (reference code: AF150085). Nathalie Gimenes thanks Ying Fan and Ginger Jin for very useful comments. Many comments from seminar and conference participants have helped to improve the paper.

# 1 Introduction

Asymmetry among bidders may arise from many factors, for example, differences in taste or specialization, degree of information, productivity, costs, firm size, joint bidding or collusion among a subgroup of buyers. It is, therefore, likely that symmetric bidding is only a theoretical approximation that may not fit well many auction markets. Within the independent private value paradigm (IPV hereafter), the revenue equivalence theorem no longer holds with asymmetric bidders and first-price auction can be inefficient, see Krishna (2009) and the references therein. Cantillon (2008) supports the common belief that competition is reduced by bidders asymmetries. She shows that asymmetry decreases the seller expected revenue in first-price and second-price auctions, when compared to revenues achieved with a benchmark symmetric private value distribution. The timber auction revenue analysis of Roberts and Sweeting (2016) shows that reducing the participation of strong bidders can considerably lower the seller expected revenue.

Myerson (1981) suggests to depart from standard formats and describes an optimal auction which restores some competition by handicapping strong bidders. This mechanism critically involves the private value distribution and is difficult to implement. In an empirical study of snow removal contract sealed procurements, Flambard and Perrigne (2006) considered this optimal auction and an alternative subsidy policy. Krasnokutskaya and Seim (2011) studied a bid preference program for California highway auction, see also Marion (2007). Athey, Coey and Levin (2013) focused on set-asides and subsidies for timber auctions.

Among the aforementioned empirical works, the only papers adopting a nonparametric approach are Flambard and Perrigne (2006) and Marion (2007), who studied first-price auctions. For first-price auctions, Krasnokutskaya and Seim (2011), Athey, Levin and Seira (2011) and Athey et al. (2013) all considered parametric specifications, as did Roberts and Sweeting (2016) for ascending auctions.

There are, however, some works devoted to the nonparametric approach for ascending auctions with asymmetric bidders. A theoretical nonparametric identification result with a finite number of asymmetric types, due to Komarova (2013a), shows that the asymmetric

valuation distributions can be recovered from the winning bid and the identity of the winner under IPV, see also Athey and Haile (2002). Brendstrup and Paarsch (2006) have proposed a related semi-nonparametric estimation procedure. Lamy (2012) shows that nonparametric identification still holds under anonymity for second-price auctions when all the bids are observed. Set identification results are also available for affiliated models, which are not point identified as shown by Athey and Haile (2002). For affiliated values and second-price auction, Komarova (2013b) gives bounds for joint private value distribution, assuming identities are available. Coey, Larsen, Sweeney and Waisman (2017) consider a more difficult scenario, where only the winning bid is observed and anonymity is possible. They obtain bounds for the seller expected revenue and bidder surplus which extends upon the ones of Aradillas-López, Gandhi and Quint (2013) for the symmetric case.

Developing nonparametric approaches for asymmetric bidders with a discrete number of types is difficult, because a different value distribution must be estimated for each types, as in Flambard and Perrigne (2006) or Brendstrup and Paarsch (2006). Dividing the sample in subsamples defined by a given type may result in small subsamples in addition to poor nonparametric estimation rates due to the curse of dimensionality. Comparing the valuation distribution across types is not an easy task. In this paper, we tackle these two issues through a semiparametric approach allowing for a nonparametric component common to each type and using a parametric description of type heterogeneity. The common nonparametric component is a parent private value conditional distribution  $F(v|x)$ , where  $x$  is an auction product-specific covariate. Following Gimenes (2017), we assume that  $F(v|x)$  corresponds to a quantile regression model, so that this rich and flexible specification can be estimated with a standard parametric rate independently of the dimension of  $x$ . The asymmetry parameter, say  $\lambda_i$ , is an exponent specific to bidder  $i$ , whose private value distribution is

$$F_i(v|x) = F^{\lambda_i}(v|x).$$

The exponent  $\lambda_i$  can be an individual fixed effect which captures unobserved bidder characteristics. As developed in the paper, it can also be a parametric function of some observed bidder variables and fixed effect parameters. In our timber application, the buyers are either mill or logger, which are considered as weak and strong bidders respectively in all applica-

tions.

Cantillon (2008) has used a similar specification for theoretical illustration purpose, noting that it has been used to “model efficient collusion, joint bidding and mergers among homogeneous bidders”, which can be relevant for many applications. Indeed, when  $\lambda_i$  is an integer number,  $F^{\lambda_i}(v|x)$  is the distribution of the maximum value of  $\lambda_i$  symmetric bidders with independent valuations drawn from  $F(v|x)$ , as relevant, for instance, in joint bidding. This feature also shows that the asymmetry parameter  $\lambda_i$  is a measure of the “strength” of bidder  $i$ . A small numerical experiment in the paper parallels Cantillon (2008), adopting an econometric point of view based on the symmetric private value distribution which would be estimated ignoring asymmetry by the quantile procedure of Gimenes (2017). Such a misspecification may lead to underestimation of the optimal reserve price and seller expected revenue.

The proposed estimation is in two stage, based upon the winning bid and identity of the winner. The first stage estimates the parameters appearing in the asymmetry exponent  $\lambda_i$  using a maximum likelihood procedure based upon the winner identity. The intuition behind this procedure is that the distribution of the winner identity only depends upon the relative buyers’ strength, and hence on asymmetry parameter  $\lambda_i$  and not upon the common parent distribution  $F(v|x)$ . The second stage estimates the quantile regression specification associated with  $F(v|x)$ . As in Gimenes (2017), it is based on a quantile regression estimation and uses individual transformations of quantile levels, which must be estimated under asymmetry. Accounting for asymmetry leads to considering a transformation which depends upon the estimated asymmetry parameter. This latter step parallels Arellano and Bonhomme (2017), who similarly estimate a quantile level transformation in a three stage quantile regression procedure.

The empirical application illustrates the methodology using USFS timber ascending auctions. Two kinds of firms are competing: firms with manufacturing capacity (mills, usually considered as strong bidders in the literature) and firms lacking manufacturing capabilities (loggers). We take advantage of recent advances in the quantile-regression specification literature to illustrate how well the proposed model fits the data. The estimated asymmetry exponent of the loggers is 30% less than the one of the mills, suggesting that, roughly

speaking, two mills should be replaced by three loggers to generate an ascending auction with similar features. The empirical application also studies the seller expected revenue as a function of the proportion of loggers and the number of buyers. It reveals economically significant variations, in the range of 9% – 20% between ascending auctions attended only by loggers or only by mills. In small auctions with two bidders, changing a logger by a mill can increase the seller optimal expected revenue by 5% in some cases, and still as high as 1% with 12 bidders. This suggests that seller expected revenue bounds that do not account for the proportion of each type can be considerably large, and that the ones averaging over types participation, as in Coey et al. (2017), can be less informative. Another finding relates to an important result of Bulow and Klemperer (1996) stating that, under symmetry, increasing participation is more beneficial than using an optimal auction. Several violations of this result are observed, especially due to the presence of weak bidders.

The paper is organized as follows. Section 2 presents the auction setup and the asymmetric quantile specification. Sections 2.2 and 2.3 give the identification strategy and discuss identification of the parameter of asymmetry under several specifications. Section 3 shows how to design the optimal reserve price policy when bidders are asymmetric and studies the consequences of a symmetric misspecification for the seller’s expected revenue. The two-step estimator is proposed in Section 4 and its asymptotic distribution is obtained. A simulation of the methodology is given in Section 5 and an empirical application using USFS timber ascending auctions is studied in Section 6. The proofs of all the results given in the paper are grouped in the Appendix A. Appendix B details the test procedures used in the application. Appendix C contains tables not displayed in the application section to save space.

## 2 Semiparametric quantile specifications

A single and indivisible object with observed characteristics  $x \in \mathbb{R}^d$  is auctioned to  $N \geq 2$  bidders through an ascending auction. Each bidder has a specific characteristic  $Z_i$ ,  $i = 1, \dots, N$ . The auction covariates  $x$ , the number of bidders  $N$  participating in the auction and the associated bidder covariates  $Z_i$ ,  $i = 1, \dots, N$  are common knowledge to buyers and sellers, and observed by the analyst. Within the IPV paradigm, each bidder  $i = 1, \dots, N$

is assumed to have a private value  $V_i$  for the auctioned good, which is not observed by other bidders. The bidder only knows his own private value, but it is common knowledge for bidders and sellers that each private value has been independently drawn from a c.d.f.  $F_i(\cdot|X, Z_i)$  conditional upon  $(X, Z_i)$ ,  $X = (1, x')'$ , or equivalently, with a conditional quantile function

$$V_i(\tau|X, Z_i) := F_i^{-1}(\tau|X, Z_i), \quad \tau \text{ in } [0, 1]. \quad (2.1)$$

It will be assumed later on that the analyst observes  $L$  identically drawn auctions. For each auction  $\ell$ , the winning bid  $W_\ell$  and winner's identity, the number  $N_\ell$  of bidders, the product-specific covariate  $X_\ell$  and the bidder characteristics  $Z_\ell = [Z_{1\ell}, \dots, Z_{N_\ell\ell}]$  are observed. As shown later, the assumption that the identity of the winner is observed can be relaxed when bidders are characterized using discrete types. In this case, it is sufficient to observe the type of the winner and the numbers of bidders within a given type.

As in the symmetric private value setting, the dominant strategy for non-winners is to bid up to their true valuation. It will, therefore, be assumed that

**Assumption 1** *The winning bid is the second-highest bidder's private value.*

See Brendstrup and Paarsch (2006), Aradillas-López et al. (2013), Coey et al. (2017), and Gimenes (2017) for similar assumptions and related discussions, and Haile and Tamer (2003) for a more general incomplete game framework.

## 2.1 Asymmetric private value quantile specification

The proposed model combines an asymmetry function known up to parameters

$$\lambda_i = \lambda(Z_i; \alpha_i, \beta) > 0 \quad (2.2)$$

with a parent conditional distribution  $F(\cdot|X)$  which only depends upon the product-specific covariates and is generated by a quantile-regression model<sup>1</sup>

$$F^{-1}(\tau|X) = X'\gamma(\tau) \quad (2.3)$$

assuming that the first entry of  $X$  is a constant term. In (2.2), the  $\alpha_i$  are bidder fixed effects parameter which can capture some unobserved bidder heterogeneity. In what follows  $\alpha = [\alpha_1, \dots, \alpha_N]$ .

The quantile regression specification (2.3) can be interpreted as follows. In the symmetric case where the private values  $V_i$  are drawn from the parent distribution, the random quantile level  $U_i = F(V_i|X)$ , which indicates the rank of bidder  $i$  in the private value distribution, is a measure of efficiency. As  $V_i = X'\gamma(U_i)$ , the quantile regression model postulates an additive but linear contribution of the auction characteristics to bidder  $i$  private value. This contribution is summarized by the slope coefficient  $\gamma(U_i)$ , which does not need to be constant in most of its components as it would be for a regression model. This adds some flexibility and was found useful in our application. Under asymmetry, it holds  $V_i = X'\gamma\left[U_i^{1/\lambda_i(Z_i;\alpha_i,\beta)}\right]$  by (2.5) below, so that a larger asymmetry coefficient  $\lambda_i(Z_i;\alpha_i,\beta)$  gives a  $U_i^{1/\lambda_i(Z_i;\alpha_i,\beta)}$  closer to 1, increasing the private value for a given efficiency  $U_i$ .

**Assumption 2** *Suppose (2.2) and (2.3) hold. There are some  $\alpha$ ,  $\beta$  and a vector function  $\gamma(\cdot)$  such that*

$$F_i(\cdot|X, Z_i) = [F(\cdot|X)]^{\lambda_i} \quad (2.4)$$

*for all admissible  $X, Z_i$  and all  $i = 1, \dots, N$ .*

Cantillon (2008) refers to distributions of the type of (2.4) as a class of distributions for which a quasi-ordering of potential bidders is available. This specification accommodates asymmetries that arise from merger, joint bidding or collusion among homogeneous bidders. See e.g. Graham and Marshall (1987), Mailath and Zemsky (1991), McAfee and McMillan (1992), Brannman and Froeb (2000) and Waehrer and Perry (2003).

---

<sup>1</sup>Our approach carries over with minor modifications for other quantile semiparametric specifications, such as the exponential one  $F^{-1}(\tau|X) = \exp(X'\gamma(\tau))$ .

Assumption 2 is equivalent to the quantile specification

$$V_i(\tau|X, Z_i) = X' \gamma \left[ \tau^{1/\lambda(Z_i; \alpha_i, \beta)} \right], \quad (2.5)$$

which shows that asymmetry comes from a bidder specific transformation of the quantile level  $\tau$ . As detailed below, the power specification is particularly convenient to establish identification. Examples of  $\lambda(Z_i; \alpha_i, \beta)$  are given later on. The slope coefficient  $\gamma(\cdot)$  is the nonparametric element of the model. It can, however, be estimated with a parametric rate as expected from the quantile regression and shown later on. The asymmetric power exponent  $1/\lambda(Z_i; \alpha_i, \beta)$  measures the bidder strength: if  $\lambda(Z_i; \alpha_i, \beta) > \lambda(Z_j; \alpha_j, \beta)$  then bidder  $i$  dominates bidder  $j$  in a first-order stochastic dominance sense, i.e.  $F_i(\cdot|X, Z_i) \leq F_j(\cdot|X, Z_j)$  with a strict inequality inside the common support of these distribution. Note that the private value distributions have the same support  $[V(0|X), V(1|X)]$  of the parent distribution. When  $\lambda(Z_i; \alpha_i, \beta)$  goes to infinity,  $V_i(\tau|X, Z_i)$  converges to  $V(1|X)$  while it goes to  $V(0|X)$  when  $\lambda(Z_i; \alpha_i, \beta)$  goes to 0.

Additional standard assumptions on the parent quantile slope function  $\gamma(\cdot)$  and the function  $\lambda(\cdot; \cdot)$  are as follows. In the last assumption,  $\Theta$  is the compact set of admissible asymmetry parameters  $(\alpha, \beta)$  and  $\mathcal{Z}$  is the compact support of the bidder characteristic  $Z_i$ .

**Assumption 3** *The vector of auction specific variables,  $X = [1, x_0']'$ , has a dimension of  $(d+1) \times 1$ . The random vector  $x_0$  has a compact support  $\mathcal{X}_0 \subset (0, +\infty)^d$ . The matrix  $\mathbb{E}[XX']$  has an inverse.*

**Assumption 4**  *$V(\cdot|X)$  is continuously differentiable over  $(0, 1)$  with a derivative  $V^{(1)}(\cdot|X)$  which is strictly positive for all  $X$  in  $\mathcal{X} = \{1\} \times \mathcal{X}_0$ .*

**Assumption 5** *It holds that  $\inf_{(z, a, b) \in \mathcal{Z} \times \Theta} \inf_{1 \leq i \leq N} \lambda(z; a_i, b) > 0$ . The function  $\lambda(z; a_i, b)$  is twice continuously differentiable with respect to  $a_i$  and  $b$ . The true value  $(\alpha, \beta)$  of the asymmetry parameter lies in the interior of  $\Theta$ .*

## 2.2 Identification

The proposed identification procedure is in two steps, which are constructive enough to develop a simple estimation procedure. The first step aims to identify the bidder asymmetry parameters  $\alpha$  and  $\beta$  from the observed winner's identity. Let  $G(w|X, Z, N, i)$  be the c.d.f. of the winning bid given that bidder  $i$  wins the auction, given covariates  $X$  and  $Z$ . Define also

$$\Psi_i(\tau; Z, N, \alpha, \beta) = \frac{\Lambda_N(Z; \alpha, \beta)\tau^{\Lambda_{N|i}(Z; \alpha, \beta)} - \Lambda_{N|i}(Z; \alpha, \beta)\tau^{\Lambda_N(Z; \alpha, \beta)}}{\lambda(Z_i; \alpha_i, \beta)} \quad (2.6)$$

where

$$\begin{aligned} \Lambda_N(Z; \alpha, \beta) &= \sum_{j=1}^N \lambda(Z_j; \alpha_j, \beta), \\ \Lambda_{N|i}(Z; \alpha, \beta) &= \Lambda_N(Z; \alpha, \beta) - \lambda(Z_i; \alpha_i, \beta). \end{aligned}$$

The next Lemma describes the joint distribution of the winner's identity and the winning bid.

**Lemma 1** *Suppose Assumptions 1 and 2 hold. Then for any  $i = 1, \dots, N$*

$$\mathbb{P}(\text{Bidder } i \text{ wins the auction} | X, Z) = \frac{\lambda(Z_i; \alpha_i, \beta)}{\sum_{j=1}^N \lambda(Z_j; \alpha_j, \beta)}, \quad (2.7)$$

$$G(w|X, Z, N, i) = \Psi_i[F(w|X); Z, N, \alpha, \beta]. \quad (2.8)$$

Suppose that the system of equations with unknowns  $a$  and  $b$  in  $\Theta$

$$\frac{\lambda(Z_i; a_i, b)}{\sum_{j=1}^N \lambda(Z_j; a_j, b)} = \frac{\lambda(Z_i; \alpha_i, \beta)}{\sum_{j=1}^N \lambda(Z_j; \alpha_j, \beta)}, \quad i = 1, \dots, N, \quad (2.9)$$

has a unique solution,  $\alpha$  and  $\beta$ . Then, Lemma 1 shows that the winner's identity distribution identifies the asymmetry parameters  $\alpha$  and  $\beta$ . Identification on a case by case basis with examples of functions  $\lambda(\cdot; \cdot, \cdot)$  and parameter set  $\Theta$  ensuring identification of the asymmetry parameters is given in the next section. The probability of winning is very often used to assess the presence of asymmetry among the bidders, see Laffont, Ossard and Vuong (1995), Flambard and Perrigne (2006) for first-price sealed bid auctions and Brendstrup and Paarsch

(2006) for ascending auctions.

Identification of the parent quantile regression slope  $\gamma(\cdot)$  follows in a second step, using the winning bid c.d.f. given that bidder  $i$  wins the auction in (2.8). The proof of Proposition 2 yields that  $\Psi_i(\cdot; Z, \alpha, \beta)$  is strictly increasing. Therefore the conditional winning bid quantile function  $W(\tau|X, Z, i)$  given that  $i$  wins is

$$W(\tau|X, Z, i) = F^{-1}[\Psi_i^{-1}(\tau; Z, \alpha, \beta)|X] = X'\gamma[\Psi_i^{-1}(\tau; Z, \alpha, \beta)]$$

and then

$$W[\Psi_i(\tau; Z, \alpha, \beta)|X, Z, i] = X'\gamma(\tau). \quad (2.10)$$

Identification of  $\gamma(\cdot)$  easily follows as stated in the next Proposition.

**Proposition 2** *Suppose that Assumptions 1-3 hold, and that the asymmetry parameters  $(\alpha, \beta)$  are identified. Then the parent slope function  $\gamma(\cdot)$  is also identified.*

## 2.3 Identified bidder asymmetry specifications

Establishing identification of the asymmetry parameter is essential, which holds for the following standard choice of the function  $\lambda(\cdot; \cdot, \cdot)$  under proper standardization of the asymmetry parameter. For the third and fourth examples given below, it is useful to assume that the bidder covariate  $Z_{i\ell}$  varies across auctions.

**Example 1: Bidder fixed effects.** In this example  $\lambda(Z_i; \alpha_i, \beta) = \alpha_i$ , and (2.9) shows that asymmetry parameter identification holds provided the system of equations with unknown  $a = [a_1, \dots, a_N]$  in  $\Theta$

$$\frac{a_i}{\sum_{j=1}^N a_j} = \frac{\alpha_i}{\sum_{j=1}^N \alpha_j}, \quad i = 1, \dots, N,$$

has a unique solution. As well known, this is ensured when

$$\Theta = \{a \in \mathbb{R}_{+*}^N | a_1 = 1\}$$

that is, the parent private value distribution is the first bidder private value distribution.<sup>2</sup> Alternatively the simplex  $\Theta = \left\{a \in \mathbb{R}_{+*}^N \mid \sum_{i=1}^N a_i = 1\right\}$  is also possible.  $\square$

**Example 2: Linear regression.** The case of the regression specification  $\lambda(Z_i; \alpha_i, \beta) = Z_i' \beta$  is particularly useful when the covariate  $Z_i$  codes bidder types.<sup>3</sup> An example of continuous  $Z_i$  is provided by construction procurement, where  $Z_i$  can group the bidder's distance to the construction site and her capacity. When  $\beta \neq 0$ , (2.9) gives the system

$$\frac{Z_i' b}{\sum_{j=1}^N Z_j' b} = \frac{Z_i' \beta}{\sum_{j=1}^N Z_j' \beta}, \quad i = 1, \dots, N,$$

which is equivalent to  $Z_i' b Z_j' \beta = Z_i' \beta Z_j' b$  or  $b' Z_i Z_j' \beta = \beta' Z_i Z_j' b$  for all bidder pair  $\{i, j\}$ . If the range of  $Z_i Z_j'$  has a non-empty interior, differentiating with respect to the entries of this matrix gives  $b_{p_1} \beta_{p_2} = \beta_{p_1} b_{p_2}$  for all pair  $(p_1, p_2)$ . Hence,  $\beta$  is identified up to a multiplicative constant and imposing that the first entry of  $\beta$  is 1 or that  $\beta' \beta = 1$  ensures identification.  $\square$

**Example 3: Linear regression with bidder fixed effects.** The case of  $\lambda(Z_{i\ell}; \alpha_i, \beta) = \alpha_i + Z_{i\ell}' \beta$  can be dealt as in Example 2, augmenting  $Z_{i\ell}$  to code bidder identities.  $\square$

**Example 4: Exponential linear regression with bidder fixed effects.** When the  $Z_{i\ell}$  entries can take negative values, a possible choice of the positive function  $\lambda(\cdot; \cdot, \cdot)$  is  $\lambda(Z_{i\ell}; \alpha_i, \beta) = \alpha_i \exp(Z_{i\ell}' \beta)$ . For this choice, taking logarithm in (2.9) implies

$$\ln a_j - \ln a_i - (\ln \alpha_j - \ln \alpha_i) + (Z_{j\ell} - Z_{i\ell})' (b - \beta) = 0, \quad \text{for all } 1 \leq i < j \leq N.$$

If  $\text{Var}(Z_{j\ell} - Z_{i\ell}) \neq 0$  for some pair  $(i, j)$ , it must hold that  $b = \beta$  and then  $a_j/a_i = \alpha_j/\alpha_i$  for all  $1 \leq i < j \leq N$ . Restricting the parameter space of the  $\alpha_i$  as in Example 1 then gives identification.  $\square$

---

<sup>2</sup>It is however possible to identify  $\alpha_1$ , strengthening Assumption 4 to ensure  $V^{(1)}(\cdot)$  exists and is strictly positive over  $[0, 1]$ . If so it holds for  $V_1(\tau) = V(\tau^{1/\alpha_1})$ ,  $V_1(\tau) - V_1(0)$  is equivalent to  $V^{(1)}(0)\tau^{1/\alpha_1}$ , showing that  $\alpha_1$  is identified from the lower tail of the identified parent private value distribution. Implementing this in practice may however give nonparametric consistency rates and is therefore not attempted here.

<sup>3</sup>Alternatively, a fixed effects specification as in Example 1 can be used provided the fixed effects  $\alpha_i$  can only take  $K$  unknown values  $\mu_1, \dots, \mu_K$ , where  $K$  is the number of types.

### 3 Seller revenue and asymmetry misspecification

The proposed specification is convenient to compute and analyze the seller revenue. The presence of a reserve price  $R = R(X, Z, V_0)$ , where  $V_0$  is the seller private value, requires changing Assumption 1 into

**Assumption 6** *There is no transaction if all private values are below the reserve price. Otherwise, the winning bid is the greater of the second-highest bidder's private values and the reserve price.*

For a reserve price in the common support  $[V(0|X), V(1|X)]$ , consider the quantile level  $r = r(X, Z, V_0) = F(R|X)$  of  $R$  in the parent distribution. Under Assumption 4 it therefore holds that  $R = V(r|X)$ . It is convenient to abbreviate  $\lambda(Z_i; \alpha_i, \beta)$ ,  $\Lambda_N(Z; \alpha, \beta)$ ,  $\Lambda_{N|i}(Z; \alpha, \beta)$  into  $\lambda_i$ ,  $\Lambda_N$  and  $\Lambda_{N|i}$ , respectively. The seller payoff in an auction with reserve price  $R$  is

$$\pi(r) = W\mathbb{I}(W \geq R) + V_0\mathbb{I}(W < R),$$

where  $W$  is the winning bid. The corresponding expected seller revenue is

$$\Pi(r|X, Z, V_0) = \mathbb{E}[\pi(r) | X, Z, V_0].$$

#### 3.1 Expected revenue and optimal reserve price

The next Proposition gives a quantile expression for the expected revenue and characterizes the optimal reserve price. Let  $\Lambda_N = \Lambda_N(Z; \alpha, \beta)$  and  $\Lambda_{N|i} = \Lambda_{N|i}(Z; \alpha, \beta)$  be as (2.6).

**Proposition 3** *Suppose Assumptions 2, 4 and 6 hold. Then*

- (i) *The probability of selling the auctioned good is  $(1 - r^{\Lambda_N})$ .*
- (ii) *The seller expected payoff is*

$$\begin{aligned} \Pi(r|X, Z, V_0) &= V_0 r^{\Lambda_N} + R \sum_{i=1}^N r^{\Lambda_{N|i}} (1 - r^{\lambda_i}) \\ &\quad + \int_r^1 V(t|X) \left\{ (1 - N) \Lambda_N t^{\Lambda_N - 1} + \sum_{i=1}^N \Lambda_{N|i} t^{\Lambda_{N|i} - 1} \right\} dt. \end{aligned} \quad (3.1)$$

(iii) The optimal reserve price  $R_* = V(r_*|X)$  satisfies

$$V_0 = R_* - V^{(1)}(r_*|X) \frac{r_*}{\Lambda_N} \sum_{i=1}^N (r_*^{-\lambda_i} - 1). \quad (3.2)$$

Compared to the case of symmetric bidders, Proposition 3-(ii) shows that the optimal reserve price depends upon the number  $N$  of bidders and upon the bidder characteristics. The impact of the asymmetry coefficients  $\lambda_i$  on the expected seller revenue and on the optimal reserve price seems unclear. For  $\Pi(r)$ , the ambiguity is due to the term  $-r^{\Lambda_N|i+\lambda_i}$  which increases with  $\lambda_i$ , while the other terms decrease. Observe similarly that, in (3.2),  $1/\Lambda_N$  decreases with  $\lambda_i$  while  $r^{-\lambda_i}$  increases. Cantillon (2008, Theorem 2) gives condition that allows to rank two sets of asymmetry coefficients  $\lambda_i$  according to seller revenue.

In many cases, the seller must decide a reserve price before observing the number  $N$  of bidders and the asymmetry parameter of the entrants. The expected revenue formula (3.1) is conditional on  $N$  and on the asymmetry parameters of the entrant, an information which is not available but can be integrated out to produce a relevant expected revenue and optimal reserve price.

### 3.2 The effect of a symmetric misspecification

To analyse the effect of a symmetric misspecification on the optimal reserve price and seller revenue, we perform a numerical experiment with no covariate and two asymmetric bidders with private values  $F_i(v) = (v^\kappa)^{\lambda_i}$ ,  $0 \leq v \leq 1$  and  $i = 1, 2$ . Higher  $\kappa$  gives private values closer to 1 and values of the curvature parameter  $\kappa$  ranging from 1 to 50 are considered. High and moderate asymmetry scenarios, with  $(\lambda_1, \lambda_2)$  set to  $(0.1, 3.9)$  and  $(0.1, 0.9)$  respectively are considered.

To evaluate the effect of estimating a symmetric misspecified model, we derive the limiting symmetric private value distribution by matching the distribution of winning bids with the symmetric winning bid distribution. Under Assumption 1, the winning bid is equal to the minimum between  $(V_1, V_2)$ , therefore, the winning bid distribution is

$$F_{\lambda, W}(w) = \mathbb{P}(\min(V_1, V_2) \leq w) = w^{\kappa\lambda_1} + w^{\kappa\lambda_2} - w^{\kappa(\lambda_1+\lambda_2)}, \quad w \in [0, 1].$$

For symmetric bidders, the function  $\Psi_i(\cdot)$  does not depend upon  $i$  and is equal to

$$\Psi(\tau) = 2\tau - \tau^2 = 1 - (1 - \tau)^2.$$

Therefore, the symmetric private value c.d.f.  $F_{\lambda,S}(\cdot)$  which generates the winning bid distribution  $F_{\lambda,W}(\cdot)$  must satisfy  $\Psi[F_{\lambda,S}] = F_{\lambda,W}$  so that

$$F_{\lambda,S}(v) = 1 - \left(1 - v^{\kappa\lambda_1} - v^{\kappa\lambda_2} + v^{\kappa(\lambda_1+\lambda_2)}\right)^{1/2}, \quad v \in [0, 1].$$

The c.d.f.  $F_{\lambda,S}(v)$  is the limit of any nonparametric estimator obtained by matching the winning bid distribution of a misspecified symmetric bidder model with the observed one, see for instance Gimenes (2017). An optimal reserve price assuming symmetric bidders,  $R_{\lambda,S} = V_{\lambda,S}(r_{\lambda,S})$  where  $V_{\lambda,S}(\cdot) = F_{\lambda,S}^{-1}(\cdot)$ , solves the symmetric version of (3.2)

$$R_{\lambda,S} - V_{\lambda,S}^{(1)}(r_{\lambda,S})(1 - r_{\lambda,S}) = 0$$

where the seller private value  $V_0$  is set to 0 for the sake of simplicity. The expected seller revenue achieved with  $R_{\lambda,S}$  under the true asymmetric private value distribution can then be computed using (3.1). The reserve price  $R_{\lambda,S}$  and the corresponding expected seller revenue are reported in the columns labeled “Misspecified” of the next table. The optimal reserve price and seller revenue using the true private value distribution are reported under the label “Asymmetry”.

Table 1 reveals that ignoring asymmetry can lead to substantial loss in terms of seller revenue, when the curvature parameter  $\kappa$  is high or in the high asymmetry scenario. Note that the optimal expected revenue computed under the misspecified symmetric model is always smaller than the one achieved with the correct asymmetric model. The optimal reserve price is also substantially higher in the correct model with strong asymmetry.

The analysis presented here differs from Cantillon (2008)’s, who studies how presence of asymmetry impacts seller expected revenue. She compares auctions with asymmetric private value distributions with a symmetric benchmark, and finds that asymmetry is associated with lower expected revenue. Our comparison differs from hers in that we investigate what

Table 1: Misspecified symmetric versus true asymmetric models

$\lambda_1$	$\lambda_2$	$\kappa$	Optimal Reserve Price		Expected Seller Revenue		
			Asymmetry	Misspecified	Asymmetry	Misspecified	Percentage Loss
0.1	3.9	1	0.6630	0.5451	0.5389	0.5059	6.12%
		2	0.7550	0.5995	0.6800	0.6054	10.97%
		5	0.8558	0.6403	0.8223	0.6738	18.06%
		10	0.9092	0.6671	0.8927	0.7230	19%
		50	0.9730	0.7785	0.9707	0.7173	26.10%
0.1	0.9	1	0.4830	0.4420	0.2550	0.2535	0.59%
		2	0.5559	0.4901	0.3948	0.3887	1.55%
		5	0.6768	0.5773	0.5987	0.5767	3.67%
		10	0.7676	0.6450	0.7336	0.6930	5.53%
		50	0.8710	0.7785	0.9283	0.7148	23%

happens if a truly asymmetric model is *misspecified* as symmetric - in which case, we find that not accounting for asymmetry may lead to loss in revenue. In that sense, our analysis supports and extends her findings. To see this, consider different scenarios of asymmetry such that  $\lambda_1 + \lambda_2 = 1$ , with  $\kappa = 1$ , as shown in Table 2.

Table 2: Varying asymmetry levels

$\lambda_1$	$\lambda_2$	Optimal Reserve Price		Expected Seller Revenue		
		Asymmetry	Misspecified	Asymmetry	Misspecified	Percentage Loss
0.1	0.9	0.4830	0.4420	0.2550	0.2535	0.59%
0.2	0.8	0.4680	0.4433	0.2593	0.2590	0.14%
0.3	0.7	0.4550	0.4442	0.2627	0.2627	0.003%
0.4	0.6	0.4470	0.4440	0.2648	0.2648	0.0003%
0.5	0.5	0.4440	0.4449	0.2655	0.2655	0.00%

As can be seen, higher asymmetry when  $(\lambda_1, \lambda_2)$  is  $(0.1, 0.9)$  has lesser revenue than the symmetric case of  $(0.5, 0.5)$ , supporting Cantillon’s finding that “the expected revenue is lower the more asymmetric bidders are”. However, given ex-ante asymmetry among bidders, a misspecified symmetric model always has smaller expected revenue and higher the asymmetry, more is the potential loss in revenue due to misspecification.

## 4 Estimation and asymptotic inference

Suppose that for each auction  $\ell$ , the analyst observes the winning bid  $W_\ell$ , the product-specific covariate  $X_\ell$ , the number of bidders  $N_\ell$ , the bidder covariate  $Z_\ell$  and the identity  $I_\ell^*$  of the winner.

### 4.1 Two step estimation

As stated in Lemma 1, the probability that bidder  $i$  wins is

$$P(i|Z_\ell, N_\ell, \alpha, \beta) = \frac{\lambda(Z_{i\ell}; \alpha_i, \beta)}{\sum_{j=1}^{N_\ell} \lambda(Z_{j\ell}; \alpha_j, \beta)}$$

so that the asymmetry parameter  $(\alpha, \beta)$  can be estimated using the maximum likelihood estimator

$$(\hat{\alpha}, \hat{\beta}) = \arg \max_{(\alpha, \beta) \in \Theta} \sum_{\ell=1}^L \ln P(I_\ell^* | Z_\ell, N_\ell, \alpha, \beta). \quad (4.1)$$

The second step consists in the estimation of the parent quantile slope and is based upon (2.10), which identifies  $\gamma(\cdot)$  as shown in Proposition 2. Define, for  $\Psi_i(\tau; Z, N, \alpha, \beta)$  as in (2.6),

$$\hat{\Phi}_\ell(\tau) = \Phi_\ell(\tau; \hat{\alpha}, \hat{\beta}) = \Psi_{I_\ell^*}(\tau; Z_\ell, N_\ell, \hat{\alpha}, \hat{\beta}).$$

The quantile level  $\hat{\Phi}_\ell(\tau)$  is an estimation of the (random) quantile level  $\Psi_{I_\ell^*}(\tau; Z_\ell, \alpha, \beta)$  which is such that the quantile function of the winning bid given  $X_\ell, Z_\ell, N_\ell$  and  $I_\ell^*$  satisfies

$$W[\Psi_{I_\ell^*}(\tau; Z_\ell, \alpha, \beta) | X_\ell, Z_\ell, N_\ell, I_\ell^*] = X_\ell' \gamma(\tau),$$

(see (2.10)). It suggests the quantile regression estimator

$$\hat{\gamma}(\tau) = \arg \min_{\gamma} \sum_{\ell=1}^L \rho_{\hat{\Phi}_\ell(\tau)}(W_\ell - X_\ell' \gamma) \quad (4.2)$$

where  $\rho_\Phi(u) = u(\Phi - \mathbb{I}(u < 0))$ , see e.g. Koenker (2005).

## 4.2 Asymptotic distribution

While a joint estimation of the parameters  $\alpha$ ,  $\beta$  and  $\gamma(\cdot)$  may offer some potential efficiency gains, the proposed two step procedure is simple to implement. In addition, the first stage estimation of  $(\alpha, \beta)$  is not affected by a possible misspecification of the parent c.d.f. Note the second step slope estimator involves an estimated quantile level. As well known since Murphy and Topel (1985), the first step estimation can affect the second step asymptotic distribution, but not the rate of  $\hat{\gamma}(\cdot)$  which is still the parametric  $\sqrt{L}$  rate. However, this can be easily captured using the proof techniques in Pollard (1991). Useful assumptions and notations are as follows. In the sequel,  $(\alpha, \beta)$  will be abbreviated in  $\theta$  when convenient. Let  $P^\theta(i|Z_\ell, N_\ell, \theta)$  be  $\theta$  derivative of  $P(i|Z_\ell, N_\ell, \theta)$ . Under Assumption 5, the Fisher information matrix for the asymmetry parameters can be defined as

$$\mathcal{I}(\theta) = \text{Var} \left( \frac{P^\theta(I_\ell^*|Z_\ell, N_\ell, \theta)}{P(I_\ell^*|Z_\ell, N_\ell, \theta)} \right)$$

or by using the Bartlett identity when  $Z_\ell$  has a compact support as assumed below.

**Assumption 7** *The auction variables  $(X_\ell, N_\ell, Z_\ell, I_\ell^*, W_\ell)$  are drawn identically and independently. The support  $\mathcal{Z}$  of  $Z_\ell$  is compact.*

**Assumption 8** *The identification equations (2.7) and (2.10) hold. The asymmetry parameters are identified and the Fisher information matrix  $\mathcal{I}(\theta)$  has an inverse.*

Assumption 7 is standard. Assumption 8 imposes that the auction model is correctly specified and that the asymmetry parameters are identified.

Consider now some additional notations for the second step estimator  $\hat{\gamma}(\tau)$ . Let the  $\tau$  derivative of  $\Psi_{I_\ell^*}(\tau; Z_\ell, N_\ell, \theta)$  be denoted by  $\Psi_{I_\ell^*}^\tau(\tau; Z_\ell, N_\ell, \theta)$ , which exists and is strictly positive on  $(0, 1)$  as shown in the proof of Proposition 2. As the conditional quantile function of the winning bid is

$$W(\tau|X_\ell, Z_\ell, I_\ell^*, N_\ell) = X_\ell' \gamma \left[ \Psi_{I_\ell^*}^{-1}(\tau; Z_\ell, N_\ell, \theta) \right]$$

the conditional p.d.f. of the winning bid is, under Assumption 4,

$$\begin{aligned} f_W(w|X_\ell, Z_\ell, I_\ell^*, N_\ell) &= \frac{1}{W^{(1)} [W^{-1}(w|X_\ell, Z_\ell, I_\ell^*, N_\ell) | X_\ell, Z_\ell, I_\ell^*, N_\ell]} \\ &= \frac{\Psi_{I_\ell^*}^\tau \left( \Psi_{I_\ell^*}^{-1} (W^{-1}(w|X_\ell, Z_\ell, I_\ell^*, N_\ell); Z_\ell, N_\ell, \theta); Z_\ell, N_\ell, \theta \right)}{X_\ell' \gamma^{(1)} \left[ \Psi_{I_\ell^*}^{-1} (W^{-1}(w|X_\ell, Z_\ell, I_\ell^*, N_\ell); Z_\ell, N_\ell, \theta) \right]} \end{aligned}$$

which is continuous and bounded away from infinity over  $(V(0|X_\ell), V(1|X_\ell))$ . Let the  $\theta$  derivative of  $\Psi_{I_\ell^*}(\tau; Z_\ell, N_\ell, \theta)$  be denoted by  $\Psi_{I_\ell^*}^\theta(\tau; Z_\ell, N_\ell, \theta)$  and define

$$\begin{aligned} H(\tau) &= \mathbb{E} [X_\ell X_\ell' f_W(X_\ell' \gamma(\tau) | X_\ell, Z_\ell, I_\ell^*, N_\ell)], \\ J(\tau) &= \mathbb{E} \left[ X_\ell X_\ell' (\mathbb{I}(W_\ell \leq X_\ell' \gamma(\tau)) - \Psi_{I_\ell^*}(\tau; Z_\ell, N_\ell, \theta))^2 \right] \\ C(\tau) &= \mathbb{E} \left[ (X_\ell (\mathbb{I}(W_\ell \leq X_\ell' \gamma(\tau)) - \Psi_{I_\ell^*}(\tau; Z_\ell, N_\ell, \theta))) \mathcal{I}^{-1}(\theta) \left( \frac{P^\theta(I_\ell^* | Z_\ell, N_\ell, \theta)}{P(I_\ell^* | Z_\ell, N_\ell, \theta)} \right)' \right], \\ D(\tau) &= -\mathbb{E} \left[ \Psi_{I_\ell^*}^\theta(\tau; Z_\ell, N_\ell, \theta) X_\ell' \right]. \end{aligned}$$

The matrices  $H(\tau)$  and  $J(\tau)$  are specific to the infeasible quantile regression estimator  $\tilde{\gamma}(\tau)$  of  $\gamma(\tau)$  which uses the true asymmetry parameters  $(\alpha, \beta)$  instead of their estimates,

$$\tilde{\gamma}(\tau) = \arg \min_{\gamma} \sum_{\ell=1}^L \rho_{\Psi_{I_\ell^*}(\tau; Z_\ell, N_\ell, \theta)}(W_\ell - X_\ell' \gamma).$$

In particular,  $H^{-1}(\tau) J(\tau) H^{-1}(\tau)$  is the asymptotic variance of  $\tilde{\gamma}(\tau)$ , see Koenker (2005). The matrix  $C(\tau)$  is the asymptotic covariance of the infeasible  $\tilde{\gamma}(\tau)$  and  $(\hat{\alpha}, \hat{\beta})$ . Finally

$$D(\tau) = \frac{\partial}{\partial \theta \partial \gamma'} \mathbb{E} \left[ \rho_{\Psi_{I_\ell^*}(\tau; Z_\ell, N_\ell, \theta)}(W_\ell - X_\ell' \gamma(\tau)) \right]$$

is the  $\theta\gamma$  derivative of the population version of the objective function which is used for  $\tilde{\gamma}(\tau)$ .

The asymptotic variance of the asymmetry parameter estimator  $(\hat{\alpha}, \hat{\beta})$  and of the feasible

$\hat{\gamma}(\tau)$  are given by the matrices  $\mathcal{I}^{-1}(\theta)$  and

$$\begin{aligned} C_{\gamma\gamma}(\tau) &= H^{-1}(\tau) \{J(\tau) + D(\tau) \mathcal{I}^{-1}(\theta) D(\tau)' + D(\tau) C(\tau)' + C(\tau) D(\tau)'\} H^{-1}(\tau) \\ C_{\gamma\theta}(\tau) &= H^{-1}(\tau) \{-C(\tau) - D(\tau) \mathcal{I}^{-1}(\theta)\} \end{aligned}$$

The next Theorem gives the asymptotic joint distribution of  $\hat{\gamma}(\tau)$  and  $(\hat{\alpha}, \hat{\beta})$ .

**Theorem 4** *Suppose Assumptions 2-5, 7 and 8 hold. Then, for any quantile level  $\tau$  in  $(0, 1)$ ,  $\hat{\gamma}(\tau)$  and  $\hat{\theta} = (\hat{\alpha}', \hat{\beta}')'$  are asymptotically normal with*

$$\sqrt{L} \left( (\hat{\gamma}(\tau) - \gamma(\tau))', (\hat{\theta} - \theta)' \right)' \xrightarrow{d} \mathcal{N} \left( 0, \begin{bmatrix} C_{\gamma\gamma}(\tau) & C_{\gamma\theta}(\tau) \\ C_{\gamma\theta}(\tau)' & \mathcal{I}(\theta)^{-1} \end{bmatrix} \right).$$

While the asymptotic normality of the MLE  $\hat{\theta}$  is standard, the one of  $\hat{\gamma}(\tau)$  follows from modifying the approach of Pollard (1991) to account for the first step estimation. The asymptotic variance of these estimators can be estimated but it may be more suitable to rely on bootstrap, especially for the parent slope function  $\gamma(\cdot)$ . Indeed, bootstrap is more reliable for inference in quantile regression, see Koenker (2005) and the reference therein.

### 4.3 Seller revenue and optimal reserve price estimation

Let  $\hat{\lambda}_i = \lambda_i(Z; \hat{\alpha}, \hat{\beta})$ ,  $\hat{\Lambda}_N = \Lambda_N(Z; \hat{\alpha}, \hat{\beta})$  and  $\hat{\Lambda}_{N|i} = \Lambda_{N|i}(Z; \hat{\alpha}, \hat{\beta})$  be as (2.6). The estimated seller expected payoff derived from Proposition 3 is

$$\begin{aligned} \hat{\Pi}(r|X, Z, V_0) &= V_0 r^{\hat{\Lambda}_N} + X' \hat{\gamma}(r) \sum_{i=1}^N r^{\hat{\Lambda}_{N|i}} (1 - r^{\hat{\lambda}_i}) \\ &\quad + \int_r^{1-\epsilon} X' \hat{\gamma}(t) \left\{ (1 - N) \hat{\Lambda}_N t^{\hat{\Lambda}_N - 1} + \sum_{i=1}^N \hat{\Lambda}_{N|i} t^{\hat{\Lambda}_{N|i} - 1} \right\} dt. \end{aligned}$$

In the integral upper bound above,  $\epsilon > 0$  is a small truncation index, set to .1 in the Application Section, which accounts for the fact that the quantile regression estimator may not be defined for extreme quantiles. It follows that the argument  $r$  must vary in  $[\epsilon, 1 - \epsilon]$ . As in Li, Perrigne and Vuong (2003), an optimal reserve price estimation  $\hat{R}_* = X' \hat{\gamma}(\hat{r}_*)$  could

be based on the maximization

$$\hat{r}_* = \arg \max_{r \in [\epsilon, 1-\epsilon]} \hat{\Pi}(r|X, Z, V_0)$$

instead of (3.2), as the latter would request an additional estimation of the derivative of  $V(\cdot|X)$ . Note that the use of a truncation may affect the estimation of the optimal reserve price. As the values of  $\hat{r}_*$  relevant in our application were close to .5, we do not think it affects our empirical results.<sup>4</sup>

A Functional Central Limit Theorem can be established for  $\left\{ \hat{\Pi}(r|X, Z, V_0), r \in [\epsilon, 1-\epsilon] \right\}$  combining arguments used for Theorem 4 with empirical process theory as reviewed in van der Vaart (1998). The Argmax Theorem can then be used to obtain the asymptotic distribution of  $\hat{r}_*$  and of  $\hat{R}_*$ . In the application, pairwise bootstrap is used to derive (pointwise) confidence intervals as proposed in Koenker (2005).

## 5 Simulations

In this section, we present the results of a Monte Carlo simulation designed to evaluate the performance of the two-step estimation procedure.

**Data Generating Process.** We simulate  $L = 2000$  ascending auctions with  $N = 5$  bidders assigned to  $K = 2$  different classes: type 1 and type 2 with  $\lambda_1 = 1$  and  $\lambda_2 = \exp(2) = 7.39$ . Bidders are assigned to each type with equal probability. Auction specific characteristics  $x_\ell$  is a random draw from  $\mathcal{U}_{[1,3]}$ , for  $\ell = 1 \dots L$ , with an expected value of  $E[x_\ell] = 2$  and  $X_\ell = [1, x_\ell]$ . The parent private value conditional quantile function is generated as

$$V(\tau|X_\ell) = X'_\ell \gamma(\tau) = \gamma_0(\tau) + \gamma_1(\tau) x_\ell, \quad (5.1)$$

---

<sup>4</sup>Note also that the function  $t \mapsto (1-N)\hat{\Lambda}_N t^{\hat{\Lambda}_N-1} + \sum_{i=1}^N \hat{\Lambda}_{N|i} t^{\hat{\Lambda}_{N|i}-1}$  vanishes at  $t = 0$  as long as  $\hat{\Lambda}_N > 1$ , and at 1, since  $\hat{\Lambda}_N = \sum_{i=1}^N \hat{\lambda}_i$  and  $\hat{\Lambda}_{N|i} = \hat{\Lambda}_N - \hat{\lambda}_i$ . This also suggests that the lower and upper tails have a moderate contribution in the expected revenue integral, at least for reasonable value of  $N$ .

where the true quantile regression coefficients are

$$\gamma_0(\tau) = \tau^{\exp(1.5)}/2; \quad \gamma_1(\tau) = \tau^{\exp(1.5)}/4.$$

The number of simulation replications is set to 1000.

**Estimation.** The estimation is conducted in two steps. In the first step, the type parameters  $(\lambda_1, \lambda_2)$  are estimated using maximum likelihood estimation by maximizing (4.1) over a grid of points. The quantile regression slope  $(\gamma_0(\tau), \gamma_1(\tau))$  are then estimated in a second step using (4.2). For the median  $x_\ell$ , the estimated parent quantile function is given by  $\hat{V}(\tau|X_\ell) = \hat{\gamma}_0(\tau) + 2\hat{\gamma}_1(\tau)$ .

**Results.** Figure 1 compares the true private value quantile function (in black) with the mean of the estimated private value quantile function across simulations (in red) for both type 1 and type 2, considering a median  $x_\ell$  auction. The bias and standard error (SE) for the private value quantile function for both types are reported in Table 3. The simulation results confirm that the two step estimation procedure works well.

Figure 1: Simulation: True vs. Estimated Private Value Quantile Function

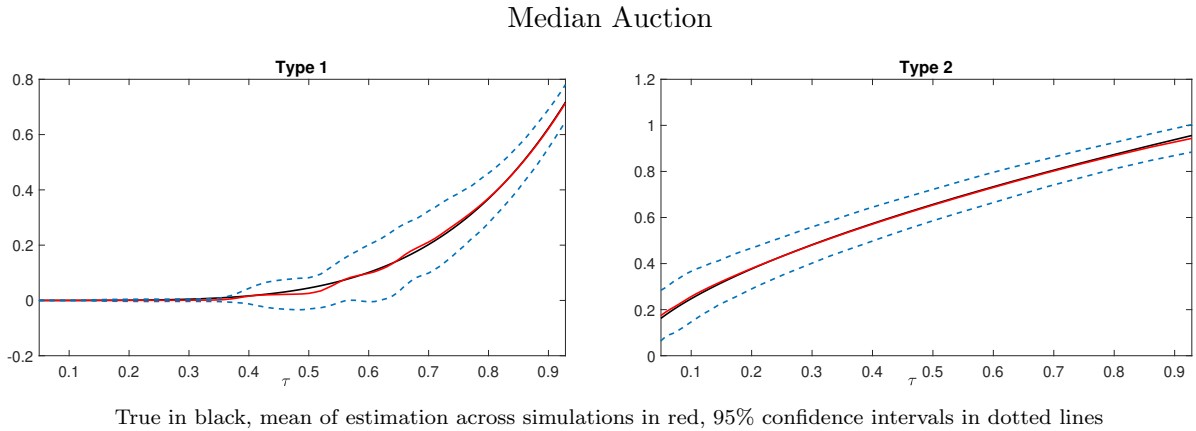


Table 3: Simulation: Bias and SE of Private Value Quantile Function

	Type 1		Type 2	
$\tau$	Bias	SE	Bias	SE
0.1	0.0000	0.0000	0.0092	0.0560
0.2	-0.0003	0.0019	0.0020	0.0460
0.3	-0.0037	0.0022	-0.0013	0.0401
0.4	-0.0010	0.0143	-0.0023	0.0474
0.5	-0.0192	0.0288	-0.0028	0.0348
0.6	-0.0032	0.0526	-0.0030	0.0335
0.7	0.0091	0.0574	-0.0033	0.0309
0.8	0.0024	0.0460	-0.0053	0.0291
0.9	-0.0026	0.0357	-0.0103	0.0300

## 6 Application

In this section, we investigate asymmetry in USFS timber auctions, as reported on Phil Haile’s website <http://www.econ.yale.edu/~pah29/timber/timber.htm>, using the methodology developed in this paper. Bidders are classified as mill (with manufacturing capacity to process the timber) and logger (lacking manufacturing capabilities). For simplicity in the exposition, mills and loggers are abbreviated by  $M$  and  $L$ , respectively, when convenient. The dataset aggregates 7,462 ascending auctions (i.e., winning bids) that occurred in the western part of the US during the period of 1982-90. The sample contains a set of variables characterizing each timber tract including the estimated volume of the timber (measured in thousand of board feet - mbf) and its estimated appraisal value (given in Dollar per unit of volume). Mills won in about 72% of the auctions. The descriptive statistics can be found in Table 4. The auctioned tract exhibits significant heterogeneity in quality and size. The contracts to extract the timber last, on average, 2 years. Bidders participation is high. On average, there are 6 bidders attending the auctions in a range of 2 to 12.

As we do not observe individual bidders characteristics, we consider the private value quantile regression model

$$V_{mill}(\tau|x) = V(\tau|x) = x'\gamma(\tau), \quad V_{logger}(\tau|x) = x'\gamma\left(\tau^{\frac{1}{\lambda}}\right), \quad (6.1)$$

Table 4: Descriptive Statistics

	Mean	Std. Dev.	Max	Min
Winning bids (\$ per tbf)	126.43	136.22	5,145.71	0.14
Appraisal value (\$ per tbf)	58.65	60.35	793.62	0.25
Volume (tbf)	4,466.89	4,418.41	39,920	8
Contract Length (years)	1.96	1.3	42	0.1
Number of bidders	5.77	3.09	12	2
Number of loggers	1.74	2.10	11	0
Number of mills	4.03	3.02	12	0
Bidders in the winner’s class	4.52	2.73	12	1

where  $x$  stacks the constant, appraisal value and volume of the auctioned tract. In what follows, a median auction is an auction where the appraisal value and the volume are set to their median value. With the exception of Figure 3, all the figures and tables of this section and Appendix C are for a median auction.

## 6.1 Specification analysis

The fitted model (6.1) combines a power asymmetry specification, i.e.  $F_{logger}(v|x) = [F_{mill}(v|x)]^\lambda$  with a quantile regression for the parent distribution, which is identical here to the mill private value distribution. These two components are in fact quite different. Many options, such as adding interaction terms or adopting a sieve approach as in Belloni, Chernozhukov, Chetverikov and Fernández-Val (2019) can be used to improve the fit of the parent quantile regression. As  $F_{logger}(v|x) = \text{Asy}[F_{mill}(v|x)|x]$  for the “asymmetry” function  $\text{Asy}(\tau|x) = F_{logger}(F_{mill}(\tau|x)|x)$ , the considered asymmetry power specification is quite restrictive and may fail to provide a good approximation for  $\text{Asy}(\tau|x)$ . It is therefore of interest to develop a two-step analysis where the asymmetry specification is considered first, as this component of the model is the most likely to be misspecified. The correct joint specification of the two components in (6.1) is analyzed later.

### 6.1.1 Asymmetry power specification

Let  $P$  and  $Q$  be the number of mills and loggers attending the auction. An implication of the asymmetry power specification already used for estimating  $\lambda$  is

$$H_0^{Asy}(p, q) : P(\text{The winner is a mill} | X, (P, Q) = (p, q)) = \frac{p}{p + \lambda q}.$$

Our power specification analysis is based on a test for  $\hat{H}_0^{Asy} = \cup_{p,q} H_0^{Asy}(p, q)$ , where the union is over the proportions  $(p, q)$  with asymmetric auctions (i.e.  $pq > 0$ , as the winner type distribution is degenerated otherwise), and with a number  $L_{p,q} = \sum_{\ell=1}^L \mathbb{I}[(P_\ell, Q_\ell) = (p, q)]$  of auctions larger than 30. A  $t$  statistic for  $H_0^{Asy}(p, q)$  is

$$\hat{\xi}_{p,q} = \sqrt{L_{p,q}} \frac{\hat{\omega}_{p,q} - \frac{p}{p+\lambda q}}{\hat{\sigma}_{p,q}} \quad (6.2)$$

where  $\hat{\omega}_{p,q} = \frac{1}{L_{p,q}} \sum_{\ell=1}^L \mathbb{I}(\text{Auction } \ell \text{ winner is a mill and } (P_\ell, Q_\ell) = (p, q))$  and

$$\begin{aligned} \hat{\sigma}_{p,q}^2 = & \left( \frac{\hat{\omega}_{p,q}(1 - \hat{\omega}_{p,q})}{\sum_{s,t} \frac{L_{s,t}}{L_{Asy}} \hat{\omega}_{s,t}(1 - \hat{\omega}_{s,t})} \frac{L_{p,q}}{L_{Asy}} - 1 \right)^2 \hat{\omega}_{p,q}(1 - \hat{\omega}_{p,q}) \\ & + \left( \frac{\hat{\omega}_{p,q}(1 - \hat{\omega}_{p,q})}{\sum_{s,t} \frac{L_{s,t}}{L_{Asy}} \hat{\omega}_{s,t}(1 - \hat{\omega}_{s,t})} \right)^2 \frac{L_{p,q}}{L_{Asy}} \sum_{s,t:(s,t) \neq (p,q)} \frac{L_{s,t}}{L_{Asy}} \hat{\omega}_{s,t}(1 - \hat{\omega}_{s,t}) \end{aligned}$$

where  $L_{Asy}$  is the number of asymmetric auctions in the sample, i.e. with  $P_\ell \neq 0$  or  $Q_\ell \neq 0$ . In (6.2),  $\hat{\omega}_{p,q}$  is the sample estimator of the probability that a mill wins in an auction with  $p$  mills and  $q$  loggers. The  $t$ -statistic  $\hat{\xi}_{p,q}$  is the studentized difference of  $\hat{\omega}_{p,q}$  to its model counterpart, which converges to a standard normal as shown in Proposition B.1 in Appendix B under standard assumptions.

Our asymmetry specification analysis relies on the maximum statistic over asymmetric auctions

$$\max |\hat{\xi}| = \max_{(p,q): L_{p,q} > 30, pq \neq 0} |\hat{\xi}_{p,q}|,$$

which is used to test  $\hat{H}_0^{Asy}$ . The  $p$  value of  $\max |\xi|$  is computed by the pairwise bootstrap as detailed in Appendix B. The result of this test is reported in Table 5. Appendix B also

Table 5: Asymmetry power specification

	Test statistic	$p$ -value
$\max  \widehat{\xi} $	2.90	0.54

reports the pairwise bootstrap  $\widehat{\xi}_{p,q}$   $p$ -values, which are all reasonably high.

### 6.1.2 Power and parent distribution specifications

Our estimation strategy is built on the winning bid quantile function given the type proportion  $(P, Q)$ , the winner type, say  $T$ , and the auction characteristic  $X$ . More specifically, (2.10) shows that the conditional winning bid quantile is

$$W(\tau|X, P, Q, T, \gamma(\cdot), \lambda) = X' \gamma(\Psi^{-1}(\tau|P, Q, T, \lambda)) \quad (6.3)$$

where, for  $\lambda_T = 1$  if the winner is a mill and  $\lambda_T = \lambda$  if a logger wins and  $\Lambda_{P,Q} = P + \lambda Q$ ,

$$\Psi(\tau|P, Q, T, \lambda) = \frac{\Lambda_{P,Q} \tau^{\Lambda_{P,Q} - \lambda_T} - (\Lambda_{P,Q} - \lambda_T) \tau^{\Lambda_{P,Q}}}{\lambda_T}.$$

A recent literature considers quantile regression specification tests over a quantile interval  $\mathcal{T}$ , see Escanciano and Velasco (2010), Rothe and Wied (2013), Escanciano and Goh (2014) and the references therein. Their approach can be used to test whether the quantile regression (6.3) is correctly specified for each value of  $(P, Q, T)$ , building on a collection of statistics as done in the previous section for the winner type distribution. We adopt instead a more aggregated approach which follows Rothe and Wied (2013) and avoids to estimate the conditional winning bid cdf given  $(P, Q, T)$ . Let  $G(w, x) = \mathbb{E}[\mathbb{I}(W \leq w \text{ and } X \leq x)]^5$  be the joint cdf of the winning bid  $W$  and  $X$ , which is estimated using the empirical cdf  $\widehat{G}(w, x) = \frac{1}{L} \sum_{\ell=1}^L \mathbb{I}(W_\ell \leq w, X_\ell \leq x)$ . The null hypothesis is

$$H_0 : \text{There exists } \gamma(\cdot) \text{ and } \lambda \text{ such that } G(w, x|\gamma(\cdot), \lambda) = G(w, x) \text{ for all } w, x.$$

---

<sup>5</sup>For a vector,  $X \leq x$  means that  $X_j \leq x_j$  for all  $j$ .

The null winning bid distribution is estimated using the winning bid quantile function (6.3) via

$$\widehat{G}(w, x | \widehat{\gamma}(\cdot), \widehat{\lambda}) = \frac{1}{L} \sum_{\ell=1}^L \mathbb{I}(X_{\ell} \leq x) \int_0^1 \mathbb{I} \left[ W \left( t | X_{\ell}, P_{\ell}, Q_{\ell}, T_{\ell}, \widehat{\gamma}(\cdot), \widehat{\lambda} \right) \leq w \right] dt. \quad (6.4)$$

The Rothe and Wied (2013) statistic for  $H_0$  is

$$RW = \sum_{\ell=1}^L \left( \widehat{G}(W_{\ell}, X_{\ell} | \widehat{\gamma}(\cdot), \widehat{\lambda}) - \widehat{G}(W_{\ell}, X_{\ell}) \right)^2. \quad (6.5)$$

We have conducted in parallel a conditional testing procedure reported in Appendix B, which computes a statistic  $RW$  as above for each type proportion observed in the sample, as done when analyzing the power specification. This was motivated by Aradillas-López et al. (2013), who mentioned that auctions with  $N = 12$  bidders may have more bidders.<sup>6</sup> We therefore compute several versions of  $RW$  depending on whether auctions with  $N = 12$  were used or not to estimate the parent distribution and  $\lambda$ , and in empirical cdf summations. Appendix B details how to compute (6.4) in practice and to apply the bootstrap procedure of Rothe and Wied (2013) to obtain the  $p$ -values of the next table.

Table 6: Asymmetry power and parent distribution specification

	$\widehat{\lambda}, \widehat{\gamma}(\cdot)$ : all sample		$\widehat{\lambda}, \widehat{\gamma}(\cdot)$ : without $N = 12$		$\widehat{\lambda}, \widehat{\gamma}(\cdot)$ : without $N = 12$	
	$\widehat{G}$ : all sample		$\widehat{G}$ : all sample		$\widehat{G}$ : without $N = 12$	
	Test statistic	$p$ -value	Test statistic	$p$ -value	Test statistic	$p$ -value
RW	.098	0.043	.120	.094	.085	.170

Table 6 shows that the Rothe and Wied (2013) test does not reject  $H_0$  at the 1% level but rejects at 5%. Removing auctions with twelve bidders from the sample gives much higher  $p$ -values, which suggests that the proposed testing procedure supports the correct specification of the model. Further analysis reported in Appendix B shows that including or not auctions with twelve bidders gives a nearly identical estimation of  $\lambda$  as well as the intercept and

---

<sup>6</sup>See their Footnote 26. This was also pointed to us by an anonymous Referee. These auctions represent slightly less than 8% of the sample.

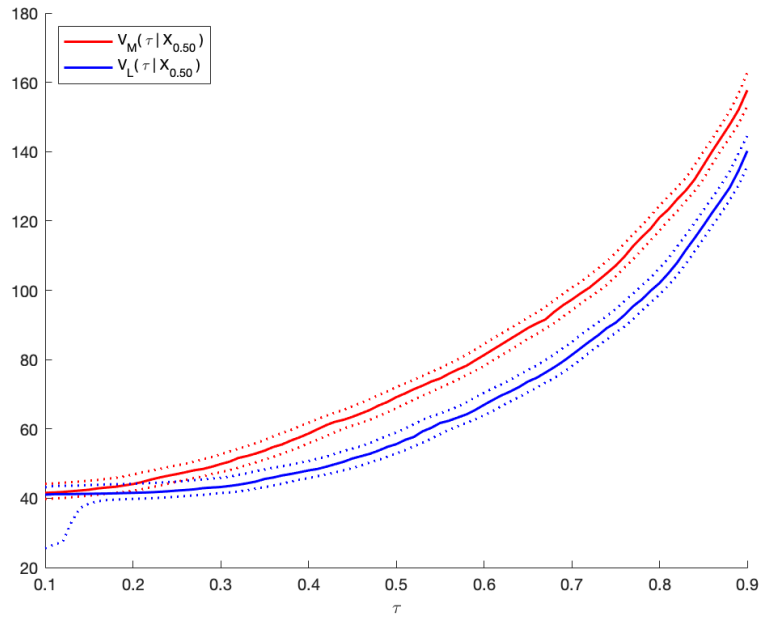
appraisal value coefficients, and only slightly increases the estimation of the volume slope. We therefore use the whole sample in the rest of the empirical analysis.

## 6.2 Private value quantile functions

We use a type fixed effect specification for the asymmetry parameter  $\lambda_{i\ell}$ , with  $\lambda_{i\ell} = \lambda_M$  if bidder  $i$  at auction  $\ell$  is a mill and  $\lambda_{i\ell} = \lambda_L$  if it is a logger. For identification, we normalize  $\lambda_M = 1$ . The first step estimation gives  $\hat{\lambda}_L = 0.6988$  with a 95% confidence interval computed by pairwise bootstrap given by  $[0.6516, 0.7554]$ , which shows that loggers are indeed significantly weaker than mills. In particular, the logger winning probability is 41.1% when the types are in equal proportions, 70% of the probability that a mill wins the ascending auction, which is 58.8%.

This is confirmed by Figure 2, which gives the estimated private value quantile functions of mills (red) and loggers (blue) and their 95% confidence bands computed via pairwise bootstrap method for a median auction. The private value conditional distribution of mills first-order stochastically dominates the one of loggers, especially in the upper part of the distribution.

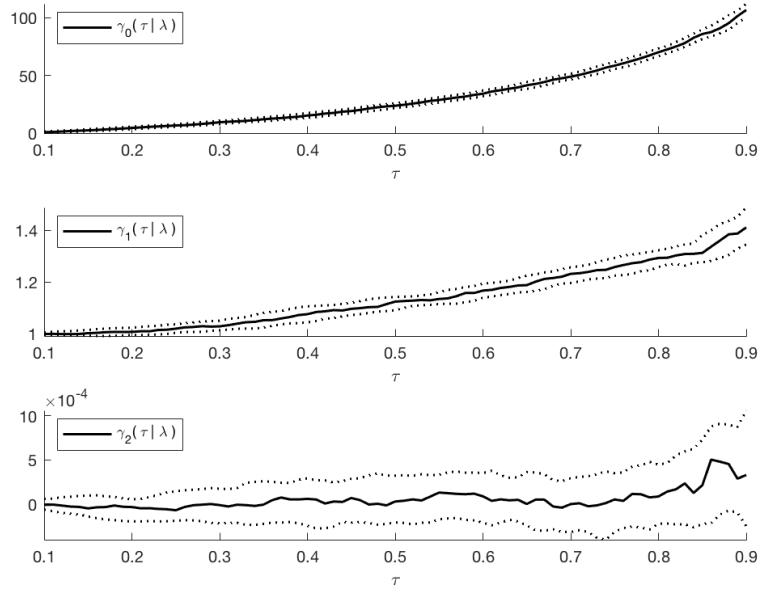
Figure 2: Private Value Conditional Quantile Function of Loggers and Mills  
Median Auction



The 95% confidence intervals for the quantile regression estimates were computed by resampling with replacement the  $(X_\ell, W_\ell)$ -pair. Mills in red and loggers in blue.

The power specification of the private value quantile functions allows to highlight which variable generates asymmetry. Indeed, a constant slope function in the parent private value quantile regression means that the impact of the associated variable is identical for each type of bidders. Figure 3 gives the quantile regression coefficients of the private value parent distribution. The estimated volume slope function looks constant, and possibly not significant. As the power transformation will not make bidders to differ in terms of volume slope functions, this suggests that capacity constraint is not binding for both types. In contrast, the parent appraisal value slope function does not look constant, and this variable is much likely to generate differences across mills and loggers. Figure 3, therefore, suggests that asymmetry is driven by qualitative (e.g. ability to improve on the appraisal value of the timber) and unobserved factors (captured by the intercept), instead of capacity constraints. Interestingly, coping for asymmetry gives appraisal value slope estimated functions that vary much less across quantile levels than in Gimenes (2017).

Figure 3: Private Value Parent Quantile Regression Coefficients



The 95% confidence intervals for the quantile regression estimates were computed by resampling with replacement the  $(X_\ell, W_\ell)$ -pair. Top intercept, middle appraisal value and bottom volume estimated slope functions.

### 6.3 Expected revenue and optimal reserve price

We now investigate the effect of asymmetry on the seller’s expected revenue and optimal reserve price. Given that we recover all the primitives of the game, we can evaluate the seller expected revenue as the proportion of types changes. This contrasts with Coey et al. (2017) who averages over the type proportion. In sections 6.3 and 6.4, the seller’s outside option value  $V_0$  appearing in Proposition 3 is set to 0. Plotting  $r \in [0, 1] \mapsto \left( \widehat{V}(r|X), \widehat{\Pi}(r|X) \right)$  gives a graph of the estimated seller’s expected revenue achieved with a reserve price  $R = \widehat{V}(r|X)$ .

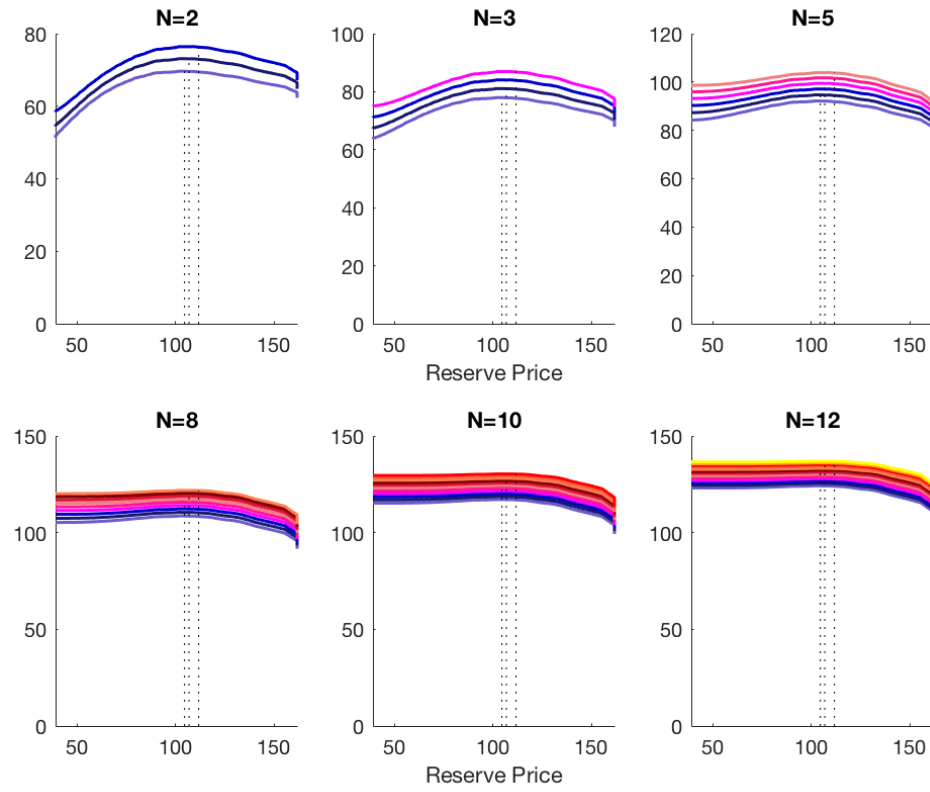
Figure 4 shows estimates of the expected revenue as a function of the reserve price for each  $N$  and type proportion. The dotted vertical lines give the optimal reserve price for each proportion of types. As the colors of the curves become warmer (from blue to red and yellow), loggers are replaced by mills and the revenue level increases in a parallel way. The expected revenue functions have clear maximas for small numbers of bidders (typically  $N = 2$  or  $N = 3$ ), contrasting with the estimation obtained with symmetric bidders in Gimenes and Guerre (2019). For larger  $N$ , the expected revenues look flat in their central part, a fact that cannot be seen from the estimation set strategy of Coey et al. (2017).

As a consequence, implementing an optimal reserve price is mostly useful when the probability of observing a small number of bidders is high. The optimal reserve prices shown in Figure 4 and detailed in the Appendix Table C.3 depend upon  $N$  and type proportion, but exhibit a moderate 7% variation, staying in the interval  $[104.7, 111.9]$  and slightly increasing with the number of mills. As the expected revenues are flat around their maxima, using a reserve price in the range  $[104.7, 111.9]$  gives an expected revenue close to its maxima. This includes the optimal reserve price 107.9\$ estimated from a symmetric specification, as in Gimenes (2017), given in C.3. As the expected revenue with no reserve price is mostly below 100\$ when  $N \leq 5$ , as seen from Table 7 below, using such a reserve price may mean not selling the auctioned lot if a small number of bidders participates.<sup>7</sup>

---

<sup>7</sup>To see this, observe that the probability of selling is the probability that the maximum private value  $V_{(N)}$  is above the reserve price  $R$ . The Markov inequality gives the bound  $\mathbb{E}[V_{(N)}]/R$  for the latter. A proxy for  $\mathbb{E}[V_{(N)}]/R$  is the non strategical revenue  $\Pi(0)$  when the seller value is 0, suggesting to use the bound  $\Pi(0)/R$  for the probability of selling.

Figure 4: Strategical Expected Revenue and Optimal Reserve Price



## 6.4 Type variation and additional bidder effects

Table 7: Non Strategical Expected Revenue

	Min ER	Max ER	Max % $\Delta$	One logger replaced by one mill [ Min %, Max % ]
$N = 2$	48.02 [46.37, 50.42]	57.65 [56.20, 59.70]	19.61%	[ 8.84%, 9.89% ]
$N = 3$	63.59 [61.61, 66.03]	75.04 [73.30, 77.47]	18.01%	[ 5.42%, 5.83% ]
$N = 5$	84.25 [81.82, 87.14]	98.64 [96.51, 101.45]	17.08%	[ 2.78%, 3.63% ]
$N = 8$	105.28 [102.57, 108.42]	120.17 [117.68, 123.34]	14.14%	[ 1.35%, 2.02% ]
$N = 10$	115.22 [112.45, 118.58]	129.55 [126.59, 132.95]	12.44%	[ 0.93%, 1.48% ]
$N = 12$	123.05 [120.23, 126.19]	136.52 [133.61, 139.96]	10.95%	[ 0.66%, 1.12% ]

The 95% confidence intervals for the quantile regression estimates were computed by resampling with replacement the  $(X_\ell, W_\ell)$ -pair.

In this section, we study the effects of changes in the bidder’s type proportion and additional bidders on the expected revenue. For that, we set the largest  $N$  to its maximal observed value 12, see tables C.1 and C.2 in Appendix C. The 95% bootstrapped confidence intervals for the expected revenue given in these tables have a length ranging from 2\$ to 6\$, corresponding to revenues varying between 48\$ and 137\$ <sup>8</sup>. The bootstrapped 95% confidence intervals of the strategical seller expected revenue, achieved using an optimal reserve price, and the non strategical one, obtained with a non binding reserve price, does not overlap up to  $N = 6$ . Similarly, the revenue gain achieved when an additional bidder of any type enters looks significant, at least for auctions with up to 7 initial bidders for additional logger and, for mill, up to some auctions with  $N = 10$ . Setting the largest  $N$  to 12 is therefore

<sup>8</sup>The bootstrap 95% confidence intervals for the optimal reserve price have a larger length, between 12\$ and 14\$ for an optimal reserve price between 104\$ and 112\$. As a matter of comparison, Coey et al. (2017)’s set identified confidence bounds for the seller revenue and optimal reserve price look huge, but they also allow for affiliated values.

Table 8: Strategical Expected Revenue

	Min ER	Max ER	Max % $\Delta$	One logger replaced by one mill [ Min %, Max % ]
$N = 2$	69.65 [68.64, 70.92]	76.44 [75.45, 77.77]	9.75%	[ 4.57%, 4.95% ]
$N = 3$	77.97 [76.60, 79.67]	86.95 [85.62, 88.73]	11.52%	[ 3.44%, 3.98% ]
$N = 5$	92.16 [90.27, 94.45]	103.9 [102.06, 106.30]	12.74%	[ 2.14%, 2.75% ]
$N = 8$	108.63 [106.32, 111.36]	121.86 [119.54, 124.84]	12.18%	[ 1.20%, 1.73% ]
$N = 10$	117.16 [114.70, 119.99]	130.37 [127.76, 133.61]	11.28%	[ 0.86%, 1.33% ]
$N = 12$	124.2 [121.63, 127.20]	136.92 [134.11, 140.35]	10.24%	[ 0.63%, 1.03% ]

The 95% confidence intervals for the quantile regression estimates were computed by resampling with replacement the  $(X_\ell, W_\ell)$ -pair.

expected to capture all the statistically significant policy effects delivered by the sample. We now focus on each of these effects.

**Revenue and types.** Point estimation of bidders' private value distributions permits investigation of changes in the number of bidders of a given type. Tables 7, 8 and 9 give a summary of all universe of changes, see also Tables C.1 and C.2 in Appendix C.

Table 7 considers a non strategical expected revenue, which means that reserve price is non binding, whereas Table 8 focuses on the optimal revenue<sup>9</sup>. All the results are obtained for a given  $N$ . The second and third columns of both tables give the minimum and maximum values of the seller expected revenue across type proportions. The minimum and maximum values of the revenue in both cases are obtained when only loggers and only mills are participating, respectively. The percentage change in revenue when changing all loggers into

<sup>9</sup>As suggested in Coey, Larsen and Sweeney (2019), a comparison between a strategical and non strategical expected revenue can be fruitful to the seller due to the costs that a policy of setting an optimal reserve price may impose in practice. Recent works have highlighted the asymmetric effects on seller's revenue due to mistakes in choosing reserve prices (see e.g. Kim (2013), Ostrovsky and Schwarz (2016), Coey et al. (2019) and Gimenes (2017))

mills is given in the fourth column and is an additional measure of asymmetry. It is, on average, 15.4% in the non strategical case and 11.3% in Table 8. These order of magnitude are similar to the one found in Roberts and Sweeting (2016) who employ a parametric specification.<sup>10</sup> The fifth column gives the maximum and minimum percentage changes obtained when replacing one logger by one mill. All these results suggest that the seller should either incentivize mills participation or subsidize higher loggers bid as studied in Flambard and Perrigne (2006), Marion (2007) or Krasnokutskaya and Seim (2011) for the latter.

Table 9: Violations of Bulow and Klemperer (1996),  $N = 2, 3, 4$

$N$	(Logger, Mill)	Non strat. ER	Strat. ER	Additional Logger	Additional Mill
$N = 2$	(2,0)	48.02	69.65	<u>63.59*</u>	<u>67.30</u>
	(1,1)	52.46	73.10	<u>67.30*</u>	<u>71.18</u>
	(0,2)	57.65	76.44	<u>71.18*</u>	<u>75.04</u>
$N = 3$	(3,0)	63.59	77.97	<u>74.82</u>	78.23
	(2,1)	67.30	81.07	<u>78.23</u>	81.63
	(1,2)	71.18	84.06	<u>81.63</u>	84.96
	(0,3)	75.04	86.95	<u>84.96</u>	88.17
$N = 4$	(4,0)	74.82	85.44	<u>84.25</u>	87.31
	(3,1)	78.23	88.24	<u>87.31</u>	90.30
	(2,2)	81.63	90.93	<u>90.30</u>	93.19
	(1,3)	84.96	93.53	<u>93.19</u>	95.97
	(0,4)	88.17	96.03	<u>95.97</u>	98.64

An underlined revenue indicates a violation of Bulow and Klemperer (1996), ie the considered non strategical revenue obtained by adding a bidder of a given type is below the strategical one. A “\*” indicates that the 95% bootstrapped confidence interval of the strategical revenue and the non strategical one with an additional bidder of the considered type do not overlap.

**Revenue and additional bidders.** An important result by Bulow and Klemperer (1996) states that the seller expected revenue achieved in an ascending auction with no reserve price but an additional bidder is higher than the one of any allocation mechanism, which includes the case of an ascending auction with an optimal reserve price, under symmetry and a downward sloping marginal revenue condition.<sup>11</sup> Table 9 reports several violations of

<sup>10</sup>These authors also allow for entry decision but their estimate “indicate a moderate effect of selection”.

<sup>11</sup>See Coey et al. (2019) for a recent econometric application to entry exogeneity.

Bulow and Klemperer (1996) arising in our asymmetric framework. The “Strat. ER” column of Table 9 indicates the estimated optimal expected revenue achieved with  $N = 2, 3$  and 4 bidders, with number of loggers or mills as indicated in the second column. The last two columns give the estimated non strategical expected revenue obtained when adding a logger or a mill.

Table 9 shows that using an optimal reserve price is always more profitable than adding a weak logger bidder. Adding a mill bidder is also less profitable than using the optimal auction but only when  $N = 2$  and in a much less significant way than adding a logger. Table 9 shows that the difference of revenue using the optimal auction and adding a logger decreases with  $N$ , in average across type proportion. By contrast the revenue difference using the optimal auction and adding a mill increase with  $N$ .<sup>12</sup> The systematic violations of Bulow and Klemperer (1996) when adding a logger suggests that the logger private value distribution does not satisfy the downward sloping marginal revenue condition.<sup>13</sup> When  $N \geq 4$ , using the optimal reserve price is less profitable than participation of an additional bidder of any type, up to few minor exceptions. However, the differences of expected revenue between an optimal reserve price and an additional bidder are at best in the range of 3\$, which is close to the half length of the bootstrapped 95% confidence interval for the strategical and non strategical seller’s expected revenues.

## 7 Conclusion

The paper considers a semiparametric specification for asymmetric private value distribution under the independent private value distribution setup. The bidders share a common parent

---

<sup>12</sup>Tables C.1 and C.2 in Appendix C also report the revenues obtained for an estimation of a symmetric private value model as in Gimenes (2017). Interestingly violations of Bulow and Klemperer (1996) occur for  $N = 2, 3$  but not for larger  $N$ .

<sup>13</sup>The downwards sloping marginal revenue condition of Bulow and Klemperer (1996) requires that

$$-\frac{d}{dt} [V_i(t)(1-t)] = V\left(t^{1/\lambda_i}\right) - (1-t)\frac{t^{1/\lambda_i-1}}{\lambda_i} V^{(1)}\left(t^{1/\lambda_i}\right)$$

increases with  $t$ . If  $V^{(1)}(0) > 0$  and  $1/2 < \lambda_i < 1$ , the leading term when  $t$  goes to 0 of the derivative of this function is  $-(1/\lambda_i - 1)\frac{t^{1/\lambda_i-2}}{\lambda_i} V^{(1)}(0)$  which is negative, so that the considered condition is not compatible with our estimation of  $\lambda_L$ .

distribution, which is generated by a quantile regression model. Asymmetry is driven by powers applied to the parent distribution. These powers can depend upon individual and/or group fixed effects, bidder and/or auction specific variables. The specification can be estimated by a two stage procedure from the winning bid and winner's identity. This quantile regression specification is not affected by the curse of dimensionality and can cope with data-rich environment. Unlike common parametric specifications, it is expected to be less affected by misspecification due to its nonparametric nature. Usual parametric rates nevertheless apply and estimation techniques remain standard. The parametric power component of the model allows for a simple evaluation of bidder's asymmetry and of its economic implications.

A timber auction application has been used to illustrate the implication of asymmetry. The proposed specification tests do not reject the model. The estimated asymmetry parameter means that weaker bidders have 30% less chances to win the auction than stronger ones. The quantile regression specification allows to detect the variables that affect the bidders in a symmetric way, here volume, suggesting that bidders face similar capacity constraints, and the other variables that represent characteristics of asymmetry. The shape of the expected revenue varies a lot with the number  $N$  of bidders, being mostly flat for  $N > 5$ , with an optimal revenue close to the one achieved in the absence of a reserve price. For small  $N$ , the choice of a reserve price does matter, but the estimated optimal one does not vary too much with  $N$  and type proportion. The effect of asymmetry is mild here, and using the one estimated from a misspecified symmetric model should protect the seller against revenue loss occurring for small  $N$ . On the other hand, and as expected, the proportion of small bidders may importantly affect the seller expected revenue. This suggests that the seller can benefit from preference policies which would strengthen the weak bidders. A striking finding is that, in small auctions with less than four bidders, increasing participation, as recommended by Bulow and Klemperer (1996) in a symmetric environment, may give a smaller revenue than using an optimal reserve price, due to the presence of weak bidders. As a consequence, the choice of a proper reserve price may be a more important tool under asymmetry than when the bidders are symmetric.

## References

- Aradillas-López, A., Gandhi, A., Quint, D., 2013, Identification and inference in ascending auctions with correlated private values, *Econometrica* 81(2), 489–534.
- Arellano, M., Bonhomme, S., 2017, Quantile selection models with an application to understanding changes in wage inequality, *Econometrica* 85(1), 1–28.
- Athey, S., Coey, D., Levin, J., 2013, Set-asides and subsidies in auctions, *American Economic Journal: Microeconomics* 5(1), 1–27.
- Athey, S., Haile, P. A., 2002, Identification of standard auction models, *Econometrica* 70(6), 2107–2140.
- Athey, S., Levin, J., Seira, E., 2011, Comparing open and sealed bid auctions: Evidence from timber auctions, *The Quarterly Journal of Economics* 126(1), 207–257.
- Belloni, A., Chernozhukov, V., Chetverikov, D., Fernández-Val, I., 2019, Conditional quantile processes based on series or many regressors, *Journal of Econometrics* 213(1), 4–29.
- Brannman, L., Froeb, L. M., 2000, Mergers, cartels, set-asides, and bidding preferences in asymmetric oral auctions, *Review of Economics and Statistics* 82(2), 283–290.
- Brendstrup, B., Paarsch, H. J., 2006, Identification and estimation in sequential, asymmetric, english auctions, *Journal of Econometrics* 134(1), 69–94.
- Bulow, J., Klemperer, P., 1996, Auctions versus negotiations, *American Economic Review* 86(1), 180–194.
- Cantillon, E., 2008, The effect of bidders’ asymmetries on expected revenue in auctions, *Games and Economic Behavior* 62(1), 1–25.
- Coey, D., Larsen, B., Sweeney, K., 2019, The bidder exclusion effect, *The RAND Journal of Economics* 50(1), 93–120.
- Coey, D., Larsen, B., Sweeney, K., Waisman, C., 2017, Ascending auctions with bidder asymmetries, *Quantitative Economics* 8(1), 181–200.

- Escanciano, J. C., Goh, S.-C., 2014, Specification analysis of linear quantile models, *Journal of Econometrics* 178, 495–507.
- Escanciano, J. C., Velasco, C., 2010, Specification tests of parametric dynamic conditional quantiles, *Journal of Econometrics* 159(1), 209–221.
- Flambard, V., Perrigne, I., 2006, Asymmetry in procurement auctions: Evidence from snow removal contracts, *The Economic Journal* 116(514), 1014–1036.
- Gimenes, N., 2017, Econometrics of ascending auctions by quantile regression, *Review of Economics and Statistics* 99(5), 944–953.
- Gimenes, N., Guerre, E., 2019, Quantile regression methods for first-price auctions, arXiv e-prints.
- Graham, D. A., Marshall, R. C., 1987, Collusive bidder behavior at single-object second-price and english auctions, *Journal of Political economy* 95(6), 1217–1239.
- Haile, P. A., Tamer, E., 2003, Inference with an incomplete model of english auctions, *Journal of Political Economy* 111(1), 1–51.
- Kim, D.-H., 2013, Optimal choice of a reserve price under uncertainty, *International Journal of Industrial Organization* 31(5), 587–602.
- Koenker 2005, *Quantile Regression* (Econometric Society monographs; no. 38), Cambridge university press.
- Komarova, T., 2013a, A new approach to identifying generalized competing risks models with application to second-price auctions, *Quantitative Economics* 4(2), 269–328.
- Komarova, T., 2013b, Partial identification in asymmetric auctions in the absence of independence, *The Econometrics Journal* 16(1), S60–S92.
- Krasnokutskaya, E., Seim, K., 2011, Bid preference programs and participation in highway procurement auctions, *American Economic Review* 101(6), 2653–86.
- Krishna, V., 2009, *Auction theory*, Academic press.

- Laffont, J.-J., Ossard, H., Vuong, Q., 1995, Econometrics of first-price auctions, *Econometrica* 63, 953–980.
- Lamy, L., 2012, The econometrics of auctions with asymmetric anonymous bidders, *Journal of Econometrics* 167(1), 113–132.
- Li, T., Perrigne, I., Vuong, Q., 2003, Semiparametric estimation of the optimal reserve price in first-price auctions, *Journal of Business and Economic Statistics* 21(1), 53–64.
- Mailath, G. J., Zemsky, P., 1991, Collusion in second price auctions with heterogeneous bidders, *Games and Economic Behavior* 3(4), 467–486.
- Marion, J., 2007, Are bid preferences benign? the effect of small business subsidies in highway procurement auctions, *Journal of Public Economics* 91(7-8), 1591–1624.
- McAfee, R. P., McMillan, J., 1992, Bidding rings, *The American Economic Review* pp. 579–599.
- Murphy, K. M., Topel, R. H., 1985, Estimation and inference in two-step econometric models, *Journal of Business & Economic Statistics* 3(4), 370–379.
- Myerson, R. B., 1981, Optimal auction design, *Mathematics of operations research* 6(1), 58–73.
- Newey, W. K., McFadden, D., 1994, Large sample estimation and hypothesis testing, *Handbook of econometrics* 4, 2111–2245.
- Ostrovsky, M., Schwarz, M., 2016, Reserve prices in internet advertising auctions: a field experiment. typescript.
- Pollard, D., 1991, Asymptotics for least absolute deviation regression estimators, *Econometric Theory* 7(2), 186–199.
- Roberts, J. W., Sweeting, A., 2016, Bailouts and the preservation of competition: The case of the federal timber contract payment modification act, *American Economic Journal: Microeconomics* 8(3), 257–88.

Rothe, C., Wied, D., 2013, Misspecification testing in a class of conditional distributional models, *Journal of the American Statistical Association* 108(501), 314–324.

van der Vaart, A. W., 1998, *Asymptotic Statistics*, Cambridge University Press.

Waehrer, K., Perry, M. K., 2003, The effects of mergers in open-auction markets, *RAND Journal of Economics* pp. 287–304.

## Appendix A - Proof section

### A.1 Proof of Lemma 1.

Let

$$G(w, i|X, Z, N) = \mathbb{P}(W \leq w \text{ and } i \text{ wins the auction} | X, Z, N)$$

be the joint distribution of winning bids and winner's identity. Due to private value independence, it holds, as shown in Brendstrup and Paarsch (2006),

$$\begin{aligned} G(w, i|X, Z, N) &= \mathbb{P}\left(\max_{1 \leq j \neq i \leq N} V_j \leq w \text{ and } \max_{1 \leq j \neq i \leq N} V_j \leq V_i \mid X, Z, N\right) \\ &= \mathbb{P}\left(\max_{1 \leq j \neq i \leq N} V_j \leq \min(w, V_i) \mid X, Z, N\right) \\ &= \int_0^w \left\{ \prod_{1 \leq j \neq i \leq N} F_j(u|X, Z_j) \right\} dF_i(u|X, Z_i) + \left\{ \prod_{1 \leq j \neq i \leq N} F_j(w|X, Z_j) \right\} (1 - F_i(w|X, Z_i)) \\ &= \int_0^w (1 - F_i(u|X, Z_i)) d \left\{ \prod_{1 \leq j \neq i \leq N} F_j(u|X, Z_j) \right\} \end{aligned}$$

where the last line is obtained by integration by parts. Then, Assumption 2 gives

$$\begin{aligned} G(w, i|X, Z, N) &= \int_0^w \left(1 - [F(u|X)]^{\lambda_i}\right) d[F(u|X)]^{\sum_{1 \leq j \neq i \leq N} \lambda_j} \\ &= [F(w|X)]^{\sum_{1 \leq j \neq i \leq N} \lambda_j} - \frac{\sum_{1 \leq j \neq i \leq N} \lambda_j}{\sum_{j=1}^N \lambda_j} [F(w|X)]^{\sum_{j=1}^N \lambda_j}. \end{aligned}$$

It follows

$$\begin{aligned}\mathbb{P}(\text{Bidder } i \text{ wins the auction} | X, Z, N) &= G(+\infty, i | X, Z, N) \\ &= 1 - \frac{\sum_{1 \leq j \neq i \leq N} \lambda_j}{\sum_{j=1}^N \lambda_j} = \frac{\lambda_i}{\sum_{j=1}^N \lambda_j}\end{aligned}$$

and

$$\begin{aligned}G(w | X, Z, N, i) &= \frac{G(w, i | X, Z, N)}{G(+\infty, i | X, Z, N)} \\ &= \frac{\left(\sum_{j=1}^N \lambda_j\right) [F(w | X)]^{\sum_{1 \leq j \neq i \leq N} \lambda_j} - \left(\sum_{1 \leq j \neq i \leq N} \lambda_j\right) [F(w | X)]^{\sum_{j=1}^N \lambda_j}}{\lambda_i} \\ &= \Psi_i [F(w | X)]\end{aligned}$$

where  $\Psi_i(\cdot)$  is as in (2.6). This ends the proof of the Lemma.  $\square$

## A.2 Proof of Proposition 2

Assumption 5 yields that the function  $\Psi_i(\tau; Z, \alpha, \beta) = \Psi_i(\tau)$  is well-defined as  $\lambda(Z_i; \alpha_i, \beta) = \lambda_i > 0$ . Set  $\Lambda_N = \Lambda_N(Z; \alpha, \beta)$ ,  $\Lambda_{N|i} = \Lambda_{N|i}(Z; \alpha, \beta) = \Lambda_N - \lambda_i$  so that

$$\begin{aligned}\Psi_i(\tau) &= \frac{\Lambda_N \tau^{\Lambda_{N|i}} - \Lambda_{N|i} \tau^{\Lambda_N}}{\lambda_i}, \\ \frac{\partial \Psi_i(\tau)}{\partial \tau} &= \frac{\Lambda_N \Lambda_{N|i} \tau^{\Lambda_{N|i}-1}}{\lambda_i} (1 - \tau^{\lambda_i}).\end{aligned}$$

Hence  $\Psi_i(\cdot)$  is continuous and strictly increasing. (2.10) and Assumption 3 then yield

$$\gamma(\tau) = \mathbb{E}^{-1}[XX'] \times \mathbb{E}[XW(\Psi_i(\tau) | X, Z, i)]$$

for all  $\tau$  in  $[0, 1]$ .  $\square$

### A.3 Proof of Proposition 3

Ignore, for the sake of brevity, the conditioning variables. Under assumption 6, the seller possible payoffs are

$$\pi(r) = \begin{cases} V_0 & \text{if } V_{N:N} < R \\ R & \text{if } V_{N-1:N} < R \leq V_{N:N}, \\ V_{N-1:N} & \text{if } R \leq V_{N-1:N}, \end{cases}$$

where  $V_{i:N}$  is the  $i$ th-lowest order statistics of private values, i.e.  $V_{N:N}$  is the first highest order statistic and  $V_{N-1:N}$  the second. Recall that  $r = F(R)$ , or equivalently  $R = V(r)$ . The next three points evaluate the contribution of each of the three events above to the seller revenue.

1.  $\mathbb{P}(V_{N:N} < R) = \mathbb{P}(V_i < R, \forall i = 1, \dots, N) = \prod_{i=1}^N F_i(R) = \prod_{i=1}^N [F(V(r))]^{\lambda_i} = r^{\Lambda_N}$ . It follows that the probability of selling is  $1 - r^{\Lambda_N}$ , hence, Proposition 3-(i) is proven. The contribution of this event to the seller revenue is  $\pi_1(r) = V_0 r^{\Lambda_N}$ ;
2.  $\mathbb{P}(V_{N-1:N} < R \leq V_{N:N}) = \sum_{i=1}^N \prod_{j \neq i} F_j(R) (1 - F_i(R)) = \sum_{i=1}^N r^{\Lambda_{N|i}} (1 - r^{\lambda_i})$ . The contribution of this second event to the seller revenue is  $\pi_2(r) = V(r) \sum_{i=1}^N r^{\Lambda_{N|i}} (1 - r^{\lambda_i})$ ;
3. Let  $F_{N-1:N}(v)$  denote the c.d.f. of the second-highest order statistic  $V_{N-1:N}$ , which is

$$F_{N-1:N}(v) = \prod_{i=1}^N F_i(v) + \sum_{i=1}^N \prod_{j \neq i} F_j(v) (1 - F_i(v)).$$

Under Assumption 2

$$\begin{aligned} F_{N-1:N}(v) &= [F(v)]^{\Lambda_N} + \sum_{i=1}^N [(1 - (F(v))^{\lambda_i}) \cdot (F(v))^{\Lambda_{N|i}}] \\ &= [F(v)]^{\Lambda_N} + \sum_{i=1}^N [(F(v))^{\Lambda_{N|i}} - (F(v))^{\Lambda_N}] \\ &= (1 - N)(F(v))^{\Lambda_N} + \sum_{i=1}^N (F(v))^{\Lambda_{N|i}}. \end{aligned}$$

The change of variable  $v = V(t)$  with  $R = V(r)$  then gives that the contribution of the third event to  $\pi(r)$  is

$$\begin{aligned}\pi_3(r) &= \int_R^{V(1)} v dF_{N-1:N}(v) = \int_r^1 V(t) d \left[ (1-N)t^{\Lambda_N} + \sum_{i=1}^N t^{\Lambda_{N|i}} \right] \\ &= \int_r^1 V(t) \left\{ (1-N)\Lambda_N t^{\Lambda_N-1} + \sum_{i=1}^N \Lambda_{N|i} t^{\Lambda_{N|i}-1} \right\} dt.\end{aligned}$$

As  $\Pi(r) = \pi_1(r) + \pi_2(r) + \pi_3(r)$ , Proposition 3-(ii) is proved. It also follows that

$$\begin{aligned}\frac{\partial \Pi(r)}{\partial r} &= V_0 \Lambda_N r^{\Lambda_N-1} + V^{(1)}(r) \sum_{i=1}^N r^{\Lambda_{N|i}} (1 - r^{\lambda_i}) + R \sum_{i=1}^N (\Lambda_{N|i} r^{\Lambda_{N|i}-1} - \Lambda_N r^{\Lambda_N-1}) \\ &\quad - R \left\{ \Lambda_N r^{\Lambda_N-1} + \sum_{i=1}^N (\Lambda_{N|i} r^{\Lambda_{N|i}-1} - \Lambda_N r^{\Lambda_N-1}) \right\} \\ &= (V_0 - R) \Lambda_N r^{\Lambda_N-1} + V^{(1)}(r) \sum_{i=1}^N r^{\Lambda_{N|i}} (1 - r^{\lambda_i}) \\ &= \Lambda_N r^{\Lambda_N-1} \left\{ V_0 - R - \frac{V^{(1)}(r)r}{\Lambda_N} \sum_{i=1}^N (1 - r^{-\lambda_i}) \right\}.\end{aligned}$$

Note that the optimal  $r_*$  must belong to the open set  $(0, 1)$ . Hence the FOC  $\frac{\partial \Pi(r_*)}{\partial r} = 0$  gives that Proposition 3-(iii) holds.  $\square$

## A.4 Proof of Theorem 4

By Theorems 2.5 and 3.3, the proof of Theorem 3.2 in Newey and McFadden (1994), it holds under Assumptions 5, 7 and 8

$$\sqrt{L} (\hat{\theta} - \theta) = \hat{\Sigma} + o_{\mathbb{P}}(1), \quad \hat{\Sigma} = \mathcal{I}(\theta)^{-1} \frac{1}{\sqrt{L}} \sum_{\ell=1}^L \frac{P^\theta(I_\ell^* | Z_\ell, N_\ell, \theta)}{P(I_\ell^* | Z_\ell, N_\ell, \theta)} + o_{\mathbb{P}}(1). \quad (\text{A.6})$$

For  $\hat{\gamma}(\tau)$ , define

$$\hat{Q}(\gamma; \vartheta) = \frac{1}{L} \sum_{\ell=1}^L \rho_{\Psi_{I_\ell^*}(\tau; Z_\ell, N_\ell, \vartheta)}(W_\ell - X'_\ell \gamma)$$

which is such that  $\hat{\gamma}(\tau) = \arg \min_{\gamma} \hat{Q}(\gamma; \hat{\theta})$  and  $\tilde{\gamma}(\tau) = \arg \min_{\gamma} \hat{Q}(\gamma; \theta)$ . The proof makes use of the following partial derivatives

$$\begin{aligned} \hat{Q}_{\vartheta} &= \left. \frac{\partial \hat{Q}(\gamma; \vartheta)}{\partial \vartheta} \right|_{(\gamma, \vartheta) = (\gamma(\tau), \theta)} = \frac{1}{L} \sum_{\ell=1}^L (W_\ell - X'_\ell \gamma(\tau)) \Psi_{I_\ell^*}^{\theta}(\tau; Z_\ell, N_\ell, \theta), \quad Q_{\vartheta} = \mathbb{E}[\hat{Q}_{\vartheta}], \\ \hat{Q}_{\vartheta\vartheta} &= \frac{1}{L} \sum_{\ell=1}^L (W_\ell - X'_\ell \gamma(\tau)) \Psi_{I_\ell^*}^{\theta\theta}(\tau; Z_\ell, N_\ell, \theta), \quad Q_{\vartheta\vartheta} = \mathbb{E}[\hat{Q}_{\vartheta\vartheta}] \\ \hat{Q}_{\vartheta\gamma} &= -\frac{1}{L} \sum_{\ell=1}^L \Psi_{I_\ell^*}^{\theta}(\tau; Z_\ell, N_\ell, \theta) X'_\ell, \quad D(\tau) = \mathbb{E}[\hat{Q}_{\vartheta\gamma}]. \end{aligned}$$

Let  $\hat{S}/\sqrt{L} = \hat{S}(\tau)/\sqrt{L}$  be the  $\gamma$ -derivative of  $\hat{Q}(\gamma; \theta)$  taken at  $\gamma(\tau)$

$$\hat{S} = \frac{1}{\sqrt{L}} \sum_{\ell=1}^L X_\ell [\mathbb{I}(W_\ell \leq X'_\ell \gamma(\tau)) - \Psi_{I_\ell^*}(\tau; Z_\ell, N_\ell, \theta)].$$

Define the objective function

$$\hat{\mathcal{Q}}(\xi) = L \left\{ \hat{Q}\left(\gamma(\tau) + \frac{\xi}{\sqrt{L}}; \hat{\theta}\right) - \hat{Q}(\gamma(\tau); \theta) - \hat{Q}'_{\vartheta}(\hat{\theta} - \theta) - \frac{(\hat{\theta} - \theta)' \hat{Q}_{\vartheta\vartheta}(\hat{\theta} - \theta)}{2} \right\}$$

which is such that

$$\sqrt{L}(\hat{\gamma}(\tau) - \gamma(\tau)) = \arg \min_{\xi} \hat{\mathcal{Q}}(\xi).$$

For simplicity of notation, denote  $\Psi_{I_\ell^*}(\tau; Z_\ell, N_\ell, \theta) = \Psi_{I_\ell^*}$ . Arguing as in Pollard (1991, p.192) yields, for each fixed  $\xi$ ,

$$L \left\{ \hat{Q}\left(\gamma(\tau) + \frac{\xi}{\sqrt{L}}; \theta\right) - \hat{Q}(\gamma(\tau); \theta) \right\} = \hat{S}'\xi + \frac{1}{2}\xi' H(\tau)\xi + \sum_{\ell=1}^L \left( \tilde{R}_\ell(\xi) - \mathbb{E}[\tilde{R}_\ell(\xi)] \right) \quad (\text{A.7})$$

where

$$\begin{aligned}\tilde{R}_\ell(\xi) &= \left\{ \rho_{\Psi_{I_\ell^*}} \left( W_\ell - X'_\ell \left( \gamma(\tau) + \frac{\xi}{\sqrt{L}} \right) \right) - \rho_{\Psi_{I_\ell^*}} (W_\ell - X'_\ell \gamma(\tau)) \right\} \\ &\quad - \left( \frac{1}{\sqrt{L}} X_\ell [\mathbb{I}(W_\ell \leq X'_\ell \gamma(\tau)) - \Psi_{I_\ell^*}] \right)' \xi\end{aligned}$$

$\sum_{\ell=1}^L \left( \tilde{R}_\ell(\xi) - \mathbb{E} [\tilde{R}_\ell(\xi)] \right)$  contributes only  $o_{\mathbb{P}}(1)$  to (A.7). To see this note that  $\rho_a(b) = (a - \mathbb{I}(b < 0))b = \int_0^b (a - \mathbb{I}(t < 0))dt$  and denote  $\delta_\ell(\xi) = X'_\ell \xi / \sqrt{L}$  and  $\tilde{D}_\ell(\tau) = W_\ell - X'_\ell \gamma(\tau)$

$$\begin{aligned}\tilde{R}_\ell(\xi) &= \rho_{\Psi_{I_\ell^*}} \left( \tilde{D}_\ell(\tau) - \delta_\ell(\xi) \right) - \rho_{\Psi_{I_\ell^*}} \left( \tilde{D}_\ell(\tau) \right) - \delta_\ell(\xi) \left[ \mathbb{I} \left( \tilde{D}_\ell(\tau) \leq 0 \right) - \Psi_{I_\ell^*}(\tau; \theta) \right] \\ &= \int_0^{\delta_\ell(\xi)} \left[ \mathbb{I} \left( \tilde{D}_\ell(\tau) \leq t \right) - \mathbb{I} \left( \tilde{D}_\ell(\tau) \leq 0 \right) \right] dt.\end{aligned}$$

Using Cauchy-Schwarz inequality

$$\tilde{R}_\ell(\xi)^2 \leq |\delta_\ell(\xi)| \left| \int_0^{\delta_\ell(\xi)} \mathbb{I} \left( \left| \tilde{D}_\ell(\tau) \right| \leq |t| \right) dt \right| \leq |\delta_\ell(\xi)| \int_0^{|\delta_\ell(\xi)|} \mathbb{I} \left( \left| \tilde{D}_\ell(\tau) \right| \leq |t| \right) dt.$$

Denote  $\|f_W(\cdot)\|_\infty = \sup_{w,x,z} |f_W(w|X, Z, I^*, N)|$ .

$$\begin{aligned}\mathbb{E} \left[ \tilde{R}^2(\xi) | X, Z, I^*, N \right] &\leq |\delta(\xi)| \int_0^{|\delta(\xi)|} \left\{ \int \mathbb{I}(|w - X' \gamma(\tau)| \leq |t|) f_W(w|X, Z, I^*, N) dw \right\} dt, \\ &\leq \|f_W(\cdot)\|_\infty |\delta(\xi)| \int_0^{|\delta(\xi)|} \left\{ \int \mathbb{I}(|w - X' \gamma(\tau)| \leq |t|) dw \right\} dt, \\ &\leq \|f_W(\cdot)\|_\infty |\delta(\xi)| \int_0^{|\delta(\xi)|} 2|t| dt = \|f_W(\cdot)\|_\infty |\delta(\xi)|^3 \leq \frac{C \|X\|^3 \|\xi\|^3}{L^{3/2}}. \\ \mathbb{E} \left[ \tilde{R}^2(\xi) \right] &= \mathbb{E} \left[ \mathbb{E} \left[ \tilde{R}^2(\xi) | X, Z, I^*, N \right] \right] \leq \mathbb{E} \left[ \frac{C \|X\|^3 \|\xi\|^3}{L^{3/2}} \right] \leq \frac{C \|\xi\|^3}{L^{3/2}}.\end{aligned}$$

Due to cancellation of cross-product terms

$$\mathbb{E} \left[ \left| \sum_{\ell=1}^L \left( \tilde{R}_\ell(\xi) - \mathbb{E} [\tilde{R}_\ell(\xi)] \right) \right|^2 \right] \leq \sum_{\ell=1}^L \mathbb{E} \left[ \tilde{R}_\ell^2(\xi) \right] \leq \frac{C \|\xi\|^3}{\sqrt{L}} = o(1).$$

Lemma 2.4 in Newey and McFadden (1994) also gives

$$\begin{aligned}
& \widehat{Q}\left(\gamma(\tau) + \frac{\xi}{\sqrt{L}}; \widehat{\theta}\right) - \widehat{Q}\left(\gamma(\tau) + \frac{\xi}{\sqrt{L}}; \theta\right) - \widehat{Q}'_{\vartheta}(\widehat{\theta} - \theta) \\
&= \left[ \int_0^1 \left\{ \widehat{Q}'_{\vartheta}\left(\gamma(\tau) + \frac{\xi}{\sqrt{L}}; \theta + t(\widehat{\theta} - \theta)\right) - \widehat{Q}'_{\vartheta}(\gamma(\tau); \theta) \right\} dt \right] (\widehat{\theta} - \theta) \\
&= \frac{(\widehat{\theta} - \theta)' \widehat{Q}_{\vartheta\vartheta}(\widehat{\theta} - \theta)}{2} + (\widehat{\theta} - \theta)' \widehat{Q}_{\vartheta\gamma} \frac{\xi}{\sqrt{L}} + o_{\mathbb{P}}\left(\frac{1}{L}\right) \\
&= \frac{(\widehat{\theta} - \theta)' \widehat{Q}_{\vartheta\vartheta}(\widehat{\theta} - \theta)}{2} + (\widehat{\theta} - \theta)' D(\tau) \frac{\xi}{\sqrt{L}} + o_{\mathbb{P}}\left(\frac{1}{L}\right).
\end{aligned}$$

Hence, for each fixed  $\xi$ ,

$$\begin{aligned}
\widehat{\mathcal{Q}}(\xi) &= L \left\{ \widehat{Q}\left(\gamma(\tau) + \frac{\xi}{\sqrt{L}}; \widehat{\theta}\right) - \widehat{Q}\left(\gamma(\tau) + \frac{\xi}{\sqrt{L}}; \theta\right) - \widehat{Q}'_{\vartheta}(\widehat{\theta} - \theta) - \frac{(\widehat{\theta} - \theta)' \widehat{Q}_{\vartheta\vartheta}(\widehat{\theta} - \theta)}{2} \right\} \\
&+ L \left\{ \widehat{Q}\left(\gamma(\tau) + \frac{\xi}{\sqrt{L}}; \theta\right) - \widehat{Q}(\gamma(\tau); \theta) \right\} \\
&= \left( \widehat{S} + D(\tau) \sqrt{L} (\widehat{\theta} - \theta) \right)' \xi + \frac{1}{2} \xi' H(\tau) \xi + o_{\mathbb{P}}(1) \\
&= \left( \widehat{S} + D(\tau) \widehat{\Sigma} \right)' \xi + \frac{1}{2} \xi' H(\tau) \xi + o_{\mathbb{P}}(1)
\end{aligned}$$

where the last line is from (A.6). Applying the convexity arguments in Pollard (1991) then gives, since  $\sqrt{L}(\widehat{\gamma}(\tau) - \gamma(\tau)) = \arg \min_{\xi} \widehat{\mathcal{Q}}(\xi)$ ,

$$\sqrt{L}(\widehat{\gamma}(\tau) - \gamma(\tau)) = -H(\tau)^{-1} \left( \widehat{S} + D(\tau) \widehat{\Sigma} \right) + o_{\mathbb{P}}(1).$$

Then the joint asymptotic distribution of  $\sqrt{L}(\widehat{\gamma}(\tau) - \gamma(\tau))$  and  $\sqrt{L}(\widehat{\theta} - \theta)$  is the one of  $-H(\tau)^{-1} \left( \widehat{S} + D(\tau) \widehat{\Sigma} \right)$  and  $\widehat{\Sigma}$  by (A.6), which by the CLT is a centered normal with covariance matrix

$$\begin{bmatrix} \text{Var} \left( H(\tau)^{-1} \left( \widehat{S} + D(\tau) \widehat{\Sigma} \right) \right) & -\text{Cov} \left( H(\tau)^{-1} \left( \widehat{S} + D(\tau) \widehat{\Sigma} \right), \widehat{\Sigma} \right) \\ -\text{Cov} \left( \widehat{\Sigma}, H(\tau)^{-1} \left( \widehat{S} + D(\tau) \widehat{\Sigma} \right) \right) & \mathcal{I}(\theta)^{-1} \end{bmatrix},$$

which can be written as in the Theorem.

□

## Appendix B - Specification analysis

### B.5 Power specification

**Asymptotic normality.** The next Proposition establishes that the normalization used for the  $\widehat{\xi}_{p,q}$  in (6.2) ensures they all have an asymptotic standard normal distribution.

**Proposition B.1** *Suppose Assumption 7 and (2.7) hold, and that there exists some real numbers  $0 \leq \eta_{p,q} < \infty$  such that  $\sup_{p,q} \left| \frac{L_{p,q}}{L_{Asy}} - \eta_{p,q} \right| = o_{\mathbb{P}}(1)$ , where the supremum is over the finite support of the distribution of  $(P, Q)$  and  $pq \neq 0$ .*

*Then, for any type proportion  $(p, q)$  with  $pq \neq 0$ ,  $\widehat{\xi}_{p,q}$  converges in distribution to a standard normal when the sample size grows.*

Note that the  $\widehat{\xi}_{p,q}$ 's are asymptotically dependent due to the common estimated parameter  $\widehat{\lambda}$ . Although it would be possible to derive their joint asymptotic distribution, it may be difficult to use in practice as, for instance, using it for a Chi-square statistic may give a very large asymptotic variance matrix,  $39 \times 39$  in the application, which may be difficult to estimate or to invert. Hence we prefer to use a maximum statistic in Section 6.1.1.

**Proof of Proposition B.1.** Recall

$$\widehat{\omega}_{p,q} = \frac{1}{L_{p,q}} \sum_{\ell=1}^L \mathbb{I}(\text{Mill wins in auction } \ell, (P_{\ell}, Q_{\ell}) = (p, q))$$

and let  $\omega_{p,q}(\widehat{\lambda}) = \frac{p}{p + \widehat{\lambda}q}$ , so that  $\widehat{\xi}_{p,q} = \sqrt{L_{p,q}} \left( \widehat{\omega}_{p,q} - \omega_{p,q}(\widehat{\lambda}) \right) / \widehat{\sigma}_{p,q}$ . Define also  $IM_{\ell} = \mathbb{I}(\text{Mill wins in auction } \ell, P_{\ell}Q_{\ell} \neq 0)$ . Standard expansions give,  $\sum_{\ell}^{Asy}$  standing for sum over

asymmetric auctions,

$$\begin{aligned}
\hat{\lambda} - \lambda &= -\frac{\frac{1}{L_{Asy}} \sum_{\ell}^{Asy} \left( IM_{\ell} - \frac{P_{\ell}}{P_{\ell} + \lambda Q_{\ell}} \right)}{\frac{1}{L_{Asy}} \sum_{\ell}^{Asy} \frac{P_{\ell} Q_{\ell}}{(P_{\ell} + \lambda Q_{\ell})^2}} + o_{\mathbb{P}} \left( \frac{1}{\sqrt{L_{Asy}}} \right) \\
&= -\frac{\sum_{s,t}^{Asy} \frac{L_{s,t}}{L_{Asy}} (\hat{\omega}_{s,t} - \omega_{s,t})}{\sum_{s,t}^{Asy} \frac{L_{s,t}}{L_{Asy}} \omega_{s,t} (1 - \omega_{s,t})} + o_{\mathbb{P}} \left( \frac{1}{\sqrt{L_{Asy}}} \right), \\
\omega_{p,q}(\hat{\lambda}) - \omega_{p,q} &= -\frac{pq}{(p + q\hat{\lambda})^2} (\hat{\lambda} - \lambda) + o(\hat{\lambda} - \lambda) \\
&= \omega_{p,q} (1 - \omega_{p,q}) \frac{\sum_{s,t}^{Asy} \frac{L_{s,t}}{L_{Asy}} (\hat{\omega}_{s,t} - \omega_{s,t})}{\sum_{s,t}^{Asy} \frac{L_{s,t}}{L_{Asy}} \omega_{s,t} (1 - \omega_{s,t})} + o_{\mathbb{P}} \left( \frac{1}{\sqrt{L_{Asy}}} \right).
\end{aligned}$$

Note also that

$$\max_{(p,q),(s,t)} \left| \frac{\sqrt{L_{p,q}} \sqrt{L_{s,t}}}{L_{Asy}} - \sqrt{\eta_{p,q} \eta_{s,t}} \right| = o_{\mathbb{P}}(1).$$

It follows that

$$\begin{aligned}
\sqrt{L_{p,q}} (\omega_{p,q}(\hat{\lambda}) - \hat{\omega}_{p,q}) &= \left( \frac{\omega_{p,q} (1 - \omega_{p,q})}{\sum_{s,t}^{Asy} \frac{L_{s,t}}{L_{Asy}} \omega_{s,t} (1 - \omega_{s,t})} - 1 \right) \sqrt{L_{p,q}} (\hat{\omega}_{p,q} - \omega_{p,q}) \\
&\quad + \frac{\omega_{p,q} (1 - \omega_{p,q})}{\sum_{s,t}^{Asy} \frac{L_{s,t}}{L_{Asy}} \omega_{s,t} (1 - \omega_{s,t})} \sum_{(s,t) \neq (p,q)}^{Asy} \frac{\sqrt{L_{p,q} L_{s,t}}}{L_{Asy}} \sqrt{L_{s,t}} (\hat{\omega}_{s,t} - \omega_{s,t}) + o_{\mathbb{P}}(1) \\
&\xrightarrow{d} \mathcal{N}(0, \sigma_{p,q}^2)
\end{aligned}$$

where

$$\begin{aligned}
\sigma_{p,q}^2 &= \left( \frac{\omega_{p,q} (1 - \omega_{p,q})}{\sum_{s,t}^{Asy} \eta_{s,t} \omega_{s,t} (1 - \omega_{s,t})} - 1 \right)^2 \omega_{p,q} (1 - \omega_{p,q}) \\
&\quad + \left( \frac{\omega_{p,q} (1 - \omega_{p,q})}{\sum_{s,t}^{Asy} \eta_{s,t} \omega_{s,t} (1 - \omega_{s,t})} \right)^2 \eta_{p,q} \sum_{(s,t) \neq (p,q)} \eta_{s,t} \omega_{s,t} (1 - \omega_{s,t}),
\end{aligned}$$

observing that  $\omega_{s,t} (1 - \omega_{s,t}) = 0$  for symmetric auctions. As  $\hat{\sigma}_{p,q}^2 = \sigma_{p,q}^2 + o_{\mathbb{P}}(1)$ , the Proposition is proven.  $\square$

**Bootstrap procedure.** The  $p$  values of Section 6.1.1 in the main text and of the next paragraph are computed using the following standard pairwise bootstrap procedure, which is valid under the Assumptions of Proposition B.1.

*Step 1.* Draw a bootstrap sample of winning bids auction covariates and types proportion  $\{W_{b,\ell}, X_{b,\ell}, P_{b,\ell}, Q_{b,\ell}, 1 \leq \ell \leq L\}$  with replacement from the realized values  $\{W_\ell, X_\ell, P_\ell, Q_\ell, 1 \leq \ell \leq L\}$ . Iterate for  $b = 1, \dots, B = 10,000$

*Step 2.* Compute the bootstrapped  $\hat{\lambda}_b, L_{p,q,b}, \hat{\omega}_{p,q,b}, \hat{\sigma}_{p,q,b}^2$ ,

$$\xi_{p,q,b} = \sqrt{L_{p,q,b}} \frac{\omega_{p,q}(\hat{\lambda}_b) - \hat{\omega}_{p,q,b} - (\omega_{p,q}(\hat{\lambda}) - \hat{\omega}_{p,q})}{\hat{\sigma}_{p,q,b}}$$

and  $\max |\hat{\xi}|_b = \max_{(p,q): L_{p,q,b} > 30, pq \neq 0} |\hat{\xi}_{p,q,b}|$ .

*Step 3.* The bootstrapped  $p$ -value for  $\max |\hat{\xi}|$  is given by

$$\frac{1}{B} \sum_{b=1}^B \mathbb{I} \left( \max |\hat{\xi}| \leq \max |\hat{\xi}|_b \right).$$

In the next paragraph, the bootstrapped  $p$ -value for  $\hat{\xi}_{p,q}$  is given by  $\frac{1}{B} \sum_{b=1}^B \mathbb{I} \left( |\hat{\xi}_{p,q}| \leq |\hat{\xi}_{p,q,b}| \right)$ .

**Additional figure and table.** The next table gives the 39 selected type proportions  $(p, q)$  with  $L_{p,q} \geq 30$ , the corresponding  $L_{p,q}$ ,  $|\hat{\xi}_{p,q}|$  and associated individual  $p$ -values<sup>14</sup>. The  $p$ -values are quite high and only one  $(p, q) = (2, 5)$  is lower than 10%. If the statistics  $|\hat{\xi}_{p,q}|$  were computed using the true  $\lambda$  and  $\sigma_{p,q}$  instead of estimations, the  $p$ -values would be, under  $H_0^{Asy}$ , independent draws from the uniform distribution. Figure B.1 shows indeed that the  $p$ -value cdf is close to the diagonal, as expected under the considered null.

## B.6 Power and parent distribution joint specification analysis

**Computation of  $\hat{G}(w, x | \hat{\gamma}(\cdot), \hat{\lambda})$  in (6.4) and truncation in (6.5).** The testing procedure uses a quantile level grid  $\tau_i = i/100$ ,  $i = 1, \dots, 99$ , and for each  $X_\ell$  a value grid

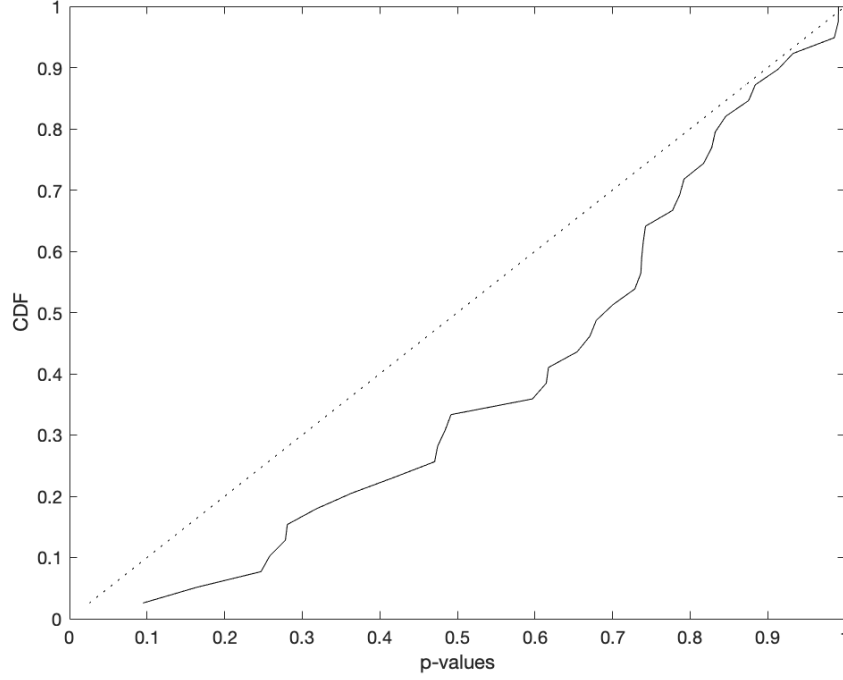
---

<sup>14</sup>The total number of auctions with  $pq \neq 0$  and  $L_{p,q} \geq 30$  is 3,290, about 44% of the original sample.

Table B.1: Asymmetry power specification analysis: results per type proportion

Type's Proportion $(p, q)$		$ \hat{\xi}_{p,q} $	p-value	$L_{p,q}$
1	1	0.61	0.7005	223
1	2	0.33	0.8324	137
1	3	0.18	0.9136	133
1	4	0.41	0.7773	81
1	5	0.32	0.8279	49
1	6	1.76	0.2581	38
2	1	0.01	0.9910	205
2	2	0.22	0.8840	138
2	3	1.17	0.4707	99
2	4	0.79	0.6174	69
2	5	2.90	0.0947	46
3	1	0.48	0.7376	182
3	2	1.06	0.4918	113
3	3	0.71	0.6544	80
3	4	1.99	0.2469	39
3	5	0.79	0.6146	30
4	1	0.42	0.7425	160
4	2	1.01	0.4842	102
4	3	0.02	0.9859	55
4	4	0.35	0.8174	34
5	1	1.09	0.4183	127
5	2	0.52	0.7287	101
5	3	0.65	0.6790	58
6	1	1.26	0.2808	93
6	2	1.46	0.2783	81
6	3	0.36	0.7922	46
7	1	0.84	0.4746	83
7	2	0.11	0.9327	62
7	3	0.46	0.7396	34
7	5	0.44	0.7866	43
8	1	0.20	0.8755	69
8	2	0.55	0.6709	63
8	4	1.46	0.3639	50
9	1	1.61	0.1638	53
9	2	0.01	0.9913	37
9	3	0.28	0.8460	79
10	1	1.31	0.3181	35
10	2	0.44	0.7365	71
11	1	0.59	0.5968	92

Figure B.1: Empirical Cumulative Distribution Function of p-values



$v_j^\ell = X_\ell' \hat{\gamma}(0.01) + j X_\ell' (\hat{\gamma}(0.99) - \hat{\gamma}(0.01)) / 100$ ,  $j = 1, \dots, 100$ . The parent cdf  $F(v_j^\ell | X_\ell) = \int_0^1 \mathbb{I}[X_\ell' \gamma(t) \leq v] dt$  is estimated with the Riemann sum

$$\hat{F}(v_j^\ell | X_\ell, \hat{\gamma}(\cdot)) = \frac{1}{100} \sum_{i=1}^{99} \mathbb{I}[X_\ell' \hat{\gamma}(\tau_i) \leq v_j^\ell].$$

The corresponding numerical computation of the winning bid quantile function is, using (6.3) and the rearrangement formula,

$$\begin{aligned} \widehat{W}(\tau_i | X_\ell, P_\ell, Q_\ell, T_\ell, \hat{\gamma}(\cdot), \hat{\lambda}) &= X_\ell' \hat{\gamma}(0.01) \\ &+ \frac{X_\ell' (\hat{\gamma}(0.99) - \hat{\gamma}(0.01))}{100} \sum_{j=1}^{100} \mathbb{I} \left[ \psi \left( \hat{F}(v_j^\ell | X_\ell, \hat{\gamma}(\cdot)) \middle| P_\ell, Q_\ell, T_\ell, \hat{\gamma}(\cdot), \hat{\lambda} \right) < \tau_i \right]. \quad (\text{B.8}) \end{aligned}$$

The numerical approximation used for (6.4) is then

$$\hat{G}(W_\ell, X_\ell | \hat{\gamma}(\cdot), \hat{\lambda}) = \frac{1}{L} \sum_{k=1}^L \mathbb{I}(X_k \leq X_\ell) \frac{1}{100} \sum_{i=1}^{99} \mathbb{I} \left[ \widehat{W}(\tau_i | X_k, P_k, Q_k, T_k, \hat{\gamma}(\cdot), \hat{\lambda}) \leq W_\ell \right].$$

The sum (6.5) defining the Rothe and Wied statistic  $RW$  is restricted to auctions with transaction price  $W_\ell$  in  $[X'_\ell \hat{\gamma}(.01), X'_\ell \hat{\gamma}(.99)]$  to avoid numerical errors at the boundaries, which may occur in view of the large sample size of 7,462 observations.

**The bootstrap procedure analysis.** The two-step bootstrap procedure of Rothe and Wied (2013) is implemented as follows. Preliminary to the bootstrap, we compute  $\widehat{W}(\tau_{i,B} | X_\ell, P_\ell, Q_\ell, T_\ell, \hat{\gamma}(\cdot), \hat{\lambda})$  over a larger quantile level grid  $\tau_{i,B} = i/1,000$ ,  $i = 1, \dots, 999$ , using the value grid  $v_j^\ell = X'_\ell \hat{\gamma}(0.001) + j X'_\ell (\hat{\gamma}(0.999) - \hat{\gamma}(0.001)) / 1,000$ ,  $j = 1, \dots, 1,000$ . Then

1. Draw with replacement  $(X_{\ell,b}^*, P_{\ell,b}^*, Q_{\ell,b}^*, T_{\ell,b}^*)$ ,  $\ell = 1, \dots, L$  from the initial auction sample. Use this bootstrap sample to estimate  $\hat{\lambda}_b^*$ ;
2. Draw with replacement transaction price  $W_{\ell,b}^*$  from  $\{\widehat{W}(\tau_{i,B} | X_{\ell,b}^*, P_{\ell,b}^*, Q_{\ell,b}^*, T_{\ell,b}^*, \hat{\gamma}(\cdot), \hat{\lambda}), i = 1, \dots, 1,000\}$ . Compute the statistic  $RW_b^*$  using the bootstrap sample  $(W_{\ell,b}^*, X_{\ell,b}^*, P_{\ell,b}^*, Q_{\ell,b}^*, T_{\ell,b}^*)$ ,  $\ell = 1, \dots, L$

This is iterated for  $b = 1, \dots, 10,000$ . The reported p-value is then  $\frac{1}{10,000} \sum_{b=1}^{10,000} \mathbb{I}(RW \leq RW_b^*)$ .

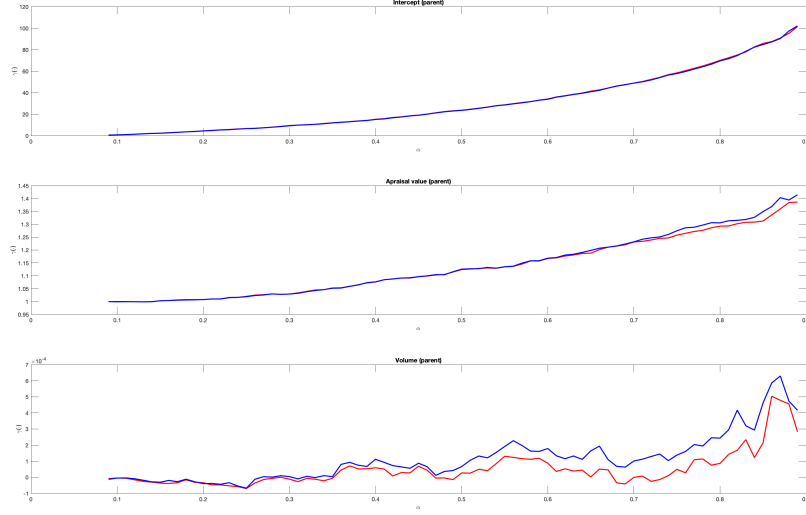
Note that the first-step of this procedure assumes that the conditional winner type distribution is correctly specified, as tested earlier. Such misspecifications can however be detected if they affect the functional form of the winning bid quantile function used in the second step. This procedure can be easily restricted to subsamples and modified to ensure that the bootstrapped number of each type proportion is identical to the one achieved in the initial sample, as done in Table B.2 below.

**Type proportion conditional specification analysis.** The Rothe and Wied (2013) statistic  $RW$ , and to some extent the associated p-value, has a goodness of fit interpretation,

Table B.2: Rothe and Wied (2013) test p-value per type proportion

(Mills, Loggers)	$L_{p,q}$	$\hat{\gamma}(\cdot)$ whole sample		$\hat{\gamma}(\cdot)$ w/o $N = 12$	
		$RW(p, q)$	p-value	$RW(p, q)$	p-value
(0,2)	202	.0159	.8418	.0152	.8704
(0,3)	159	.0359	.1796	.0355	.1938
(0,4)	120	.0346	.1489	.0322	.1881
(2,0)	715	.0799	.1350	.0798	.1617
(3,0)	557	.1755	.0058	.1745	.0105
(4,0)	438	.1133	.0094	.1151	.0129
(5,0)	304	.1039	.0099	.0947	.0173
(6,0)	239	.0532	.0782	.0476	.1219
(7,0)	196	.0250	.5063	.0263	.4787
(8,0)	127	.0358	.2713	.0328	.3422
(12,0)	160	.1447	.0041	.1805	.0012
(1,1)	223	.0170	.8639	.0170	.8677
(1,2)	137	.0297	.5030	.0290	.5272
(1,3)	133	.0156	.8849	.0160	.8724
(2,1)	205	.0400	.2148	.0407	.2202
(2,2)	138	.0130	.9579	.0145	.9234
(3,1)	182	.0215	.6125	.0208	.6505
(3,2)	113	.0557	.0918	.0606	.0737
(4,1)	160	.0202	.6149	.0195	.6521
(4,2)	102	.0307	.4199	.0326	.3820
(5,1)	127	.0102	.9846	.0104	.9837
(5,2)	101	.0411	.2750	.0448	.2290
Rest w/o $N = 12$	2,175	.0853	.0257	.1265	.0123
$N = 12$	449	.2697	.0000	.3198	.0000
$\max_{N \neq 12}  RW(p, q) $		.1755	.0255	.1745	.0255

Figure B.2: Parent quantile estimation with (in blue) or without  $N=12$  (in red): Intercept (top), appraisal value (middle), volume (bottom).



as  $0 \leq RW$  with a value of 0 indicating that the model perfectly reproduces the sample distribution of  $(W_\ell, X_\ell)$ . Computing a statistic  $RW(p, q)$  with empirical and model cdf's using subsamples given by a certain type proportion  $(p, q)$  allows to analyze how well the model fits given mills and loggers participation, as done in Table B.2 where  $\gamma(\cdot)$  and  $\lambda$  are estimated over the whole sample or excluding the auction with twelve bidders. Table B.2 computes such statistics  $R_{p,q}$  for subsamples with a number  $L_{p,q}$  of observations larger than 100, the complement of these subsamples excluding auctions with twelve bidders, and the remaining auctions with twelve bidders.

Table B.2 shows that the model has a poor fit for auctions with twelve bidders, which may confirm that participation is mismeasured for these data as reported in Aradillas-López et al. (2013). Otherwise the fit of the model seems quite good, except maybe for symmetric Mills auctions with  $p = 3, 4, 5$  and  $q = 0$ . Note that estimating  $\gamma(\cdot)$  and  $\lambda$  excluding auctions with twelve bidders seems to improve the fit, giving p-values higher than 1% for these symmetric Mills auctions. Table B.2 also reports the bootstrapped p-values of maximum  $RW(p, q)$  statistics, which are smaller than the ones obtained in Table 6, as expected since such maximum statistic is driven by the worst case, but still larger than 1%.

**Estimation impact of auction with twelve bidders.** Excluding auctions with twelve bidders gives an estimated  $\lambda$  at 0.7070, which is virtually identical to the full sample one. The next figure reports the results for the estimation of the parent quantile coefficient  $\gamma(\cdot)$ . Only the volume slope function looks affected, but Figure 3 suggests that the volume slope function may not be significant.

## Appendix C - Additional tables

This appendix displays tables that were commented on but not included in the empirical application. All tables are for median ascending auctions. The second column in all the three tables gives the corresponding estimates considering the methodology proposed in Gimenes (2017) with symmetric bidders for  $N = 2, 3, \dots, 12$ . If the econometrician does not take asymmetry into account, the seller's expected revenue,  $\Pi(r|X, N, V_0)$  is

$$\begin{aligned} \Pi(r|X, N, V_0) = & V_0 r^N + RNr^{N-1}(1-r) \\ & + N(N-1) \int_r^1 V(t|X) t^{N-2} (1-t) dt \end{aligned}$$

and the optimal reserve price is  $R_* = V(r_*|X)$  with  $r_* = \arg \max_r \Pi(r|X, N, V_0)$ . The seller value  $V_0$  is set to 0 and the private value quantile function is estimated as in Gimenes (2017). Note that this differs from Section 3.2, where the true asymmetric distribution was used to compute the revenue achieved using a optimal reserve price from the misspecified symmetric model. Estimates taking into account asymmetry among the bidders, as discussed in this paper, are given on columns three to eight. They were computed using the expressions 3.1 and 3.2. The proportion of bidder's types are given in parentheses following the rule (*#Loggers*, *#Mills*).



Table C.2: Seller Strategic Expected Revenue as a Function of the Proportion of Types

	Gimenes (2017)'s Approach	Asymmetric Approach		
$N = 2$	73.77 [72.93, 74.97]	(2,0) 69.65 [68.64, 70.92]	(1,1) 73.1 [72.31, 74.20]	(0,2) 76.44 [75.45, 77.77]
$N = 3$	83.37 [82.20, 84.97]	(3,0) 77.97 [76.60, 79.67]	(2,1) 81.07 [79.97, 82.54]	(1,2) 84.06 [82.97, 85.65]
$N = 4$	91.73 [90.46, 93.64]	(4,0) 85.44 [83.78, 87.48]	(3,1) 88.24 [86.88, 90.02]	(2,2) 90.93 [89.62, 92.71]
$N = 5$	99.03 [97.37, 101.24]	(5,0) 92.16 [90.27, 94.45]	(4,1) 94.69 [93.13, 96.71]	(3,2) 97.12 [95.59, 99.09]
$N = 6$	105.4 [103.80, 107.78]	(6,0) 98.22 [96.15, 100.73]	(5,1) 100.51 [98.74, 102.75]	(4,2) 102.71 [101.03, 104.89]
$N = 7$	110.98 [109.23, 113.54]	(7,0) 103.69 [101.50, 106.36]	(6,1) 105.76 [103.83, 108.15]	(5,2) 107.75 [105.91, 110.11]
$N = 8$	115.88 [113.72, 118.60]	(8,0) 108.63 [106.32, 111.36]	(7,1) 110.51 [108.47, 113.02]	(6,2) 112.32 [110.35, 114.83]
$N = 9$	120.17 [118.16, 122.99]	(9,0) 113.11 [110.68, 115.90]	(8,1) 114.81 [112.66, 117.45]	(7,2) 116.46 [114.40, 119.09]
$N = 10$	123.95 [121.56, 126.89]	(10,0) 117.16 [114.70, 119.99]	(9,1) 118.72 [116.47, 121.48]	(8,2) 120.21 [118.09, 122.94]
$N = 11$	127.27 [125.06, 130.29]	(11,0) 120.85 [118.33, 123.75]	(10,1) 122.26 [119.93, 125.11]	(9,2) 123.62 [121.42, 126.43]
$N = 12$	130.2 [127.63, 133.36]	(12,0) 124.2 [121.63, 127.20]	(11,1) 125.48 [123.11, 128.40]	(10,2) 126.72 [124.40, 129.60]
			(0,3) 86.95 [85.62, 88.73]	(1,3) 93.53 [92.15, 95.45]
			(0,4) 96.03 [94.41, 98.17]	(2,3) 99.46 [100.08, 103.95]
			(1,4) 101.72 [102.06, 106.30]	(0,6) 110.73 [108, 68, 113.36]
			(0,5) 103.9 [102.06, 106.30]	(0,7) 116.67 [114.48, 119.45]
			(0,8) 121.86 [119.54, 124.84]	(0,9) 126.39 [123.94, 129.52]
			(0,10) 130.37 [127.76, 133.61]	(0,11) 133.86 [131.14, 137.17]
			(0,12) 136.92 [134.11, 140.35]	(0,13) 139.36 [136.92, 143.61]

The 95% confidence intervals for the quantile regression estimates were computed by resampling with replacement the  $(X_\ell, W_\ell)$ -pair. As one goes from left to right, loggers are replaced by mills and the proportion of mills increases keeping the number of bidders fixed. In the vertical direction, as one goes from the top of the table to the bottom, the number of mills is kept fixed and loggers are included increasing the number of bidders.

Table C.3: Optimal Reserve Price as a Function of the Proportion of Types

	Gimenes (2017)'s Approach		Asymmetric Approach	
$N = 2$	107.85 [102.73, 116.36]	(2,0) 104.65 [102.17, 114.11]	(1,1) 106.88 [103.33, 116.24]	(0,2) 111.85 [103.82, 117.47]
$N = 3$	107.85 [102.80, 116.36]	(3,0) 104.65 [102.16, 114.11]	(2,1) 104.65 [103.0, 115.71]	(1,2) 106.88 [103.58, 116.70]
$N = 4$	107.85 [102.80, 116.36]	(4,0) 104.65 [102.17, 114.11]	(3,1) 104.65 [102.87, 115.57]	(2,2) 106.88 [103.33, 116.31]
$N = 5$	107.85 [102.80, 116.38]	(5,0) 104.65 [102.17, 114.11]	(4,1) 104.65 [102.81, 115.57]	(3,2) 104.65 [103.12, 115.99]
$N = 6$	107.85 [102.88, 116.38]	(6,0) 104.65 [102.17, 114.11]	(5,1) 104.65 [102.79, 115.57]	(4,2) 104.65 [103.0, 115.92]
$N = 7$	107.85 [102.88, 116.38]	(7,0) 104.65 [102.19, 114.15]	(6,1) 104.65 [102.59, 115.41]	(5,2) 104.65 [102.98, 115.71]
$N = 8$	107.85 [102.88, 116.41]	(8,0) 104.65 [102.19, 114.26]	(7,1) 104.65 [102.51, 115.41]	(6,2) 104.65 [102.95, 115.71]
$N = 9$	107.85 [102.85, 116.41]	(9,0) 104.65 [102.19, 114.64]	(8,1) 104.65 [102.51, 115.41]	(7,2) 104.65 [102.93, 115.71]
$N = 10$	107.85 [102.85, 116.41]	(10,0) 104.65 [102.19, 114.64]	(9,1) 104.65 [102.50, 115.41]	(8,2) 104.65 [102.81, 115.68]
$N = 11$	107.85 [102.80, 116.41]	(11,0) 104.65 [102.19, 114.73]	(10,1) 104.65 [102.48, 115.41]	(9,2) 104.65 [102.80, 115.68]
$N = 12$	107.85 [102.73, 116.41]	(12,0) 104.65 [102.19, 114.73]	(11,1) 104.65 [102.45, 115.41]	(10,2) 104.65 [102.79, 115.49]

The 95% confidence intervals for the quantile regression estimates were computed by resampling with replacement the  $(X_\ell, W_\ell)$ -pair. As one goes from left to right, loggers are replaced by mills and the proportion of mills increases keeping the number of bidders fixed. In the vertical direction, as one goes from the top of the table to the bottom, the number of mills is kept fixed and loggers are included increasing the number of bidders.