

The Schottky Conjecture and beyond

Debabrata Biswas^{1,2}

¹⁾Bhabha Atomic Research Centre, Mumbai 400 085, INDIA

²⁾Homi Bhabha National Institute, Mumbai 400 094, INDIA

The ‘Schottky Conjecture’ deals with the electrostatic field enhancement at the tip of compound structures such as a hemiellipsoid on top of a hemisphere. For such a 2-primitive compound structure, the apex field enhancement factor $\gamma_a^{(C)}$ is conjectured to be multiplicative ($\gamma_a^{(C)} = \gamma_a^{(1)}\gamma_a^{(2)}$) provided the structure at the base (labelled 1, e.g. the hemisphere) is much larger than the structure on top (referred to as crown and labelled 2, e.g. the hemi-ellipsoid). We first demonstrate numerically that for generic smooth structures, the conjecture holds in the limiting sense when the apex radius of curvature of the primitive-base $R_a^{(1)}$, is much larger than the height of the crown h_2 (i.e. $h_2/R_a^{(1)} \rightarrow 0$). If the condition is somewhat relaxed, we show that it is the electric field above the primitive-base (i.e. in the absence of the crown), averaged over the height of the crown, that gets magnified instead of the field at the apex of the primitive-base. This observation leads to the Corrected Schottky Conjecture (CSC), which for 2-primitive structures reads as $\gamma_a^{(C)} \simeq \langle \gamma_a^{(1)} \rangle \gamma_a^{(2)}$ where $\langle \cdot \rangle$ denotes the average value over the height of the crown. For small protrusions (h_2/h_1 typically less than 0.2), $\langle \gamma_a^{(1)} \rangle$ can be approximately determined using the Line Charge Model so that $\gamma_a^{(C)} \simeq \gamma_a^{(1)}\gamma_a^{(2)}(2R_a^{(1)}/h_2)\ln(1+h_2/2R_a^{(1)})$. The error is found to be within 1% for $h_2/R_a^{(1)} < 0.05$, increasing to about 3% (or less) for $h_2/R_a^{(1)} = 0.1$ and bounded below 5% for $h_2/R_a^{(1)}$ as large as 0.5. The CSC is also found to give good results for 3-primitive compound structures. The relevance of the Corrected Schottky Conjecture for field emission is discussed.

I. INTRODUCTION

In 1923, Schottky argued that the apex field enhancement factor (AFEF) at the tip of a compound structure should be a product of the AFEF values of the successive primitive structures comprising it, provided each structure is much smaller than the preceding one^{1,2}. Nearly a hundred years since, there is renewed interest^{3–10} in this conjecture for various reasons. A primary cause of breakdown in vacuum devices is thought to be electron emission from micro-protrusions on an otherwise smooth surface on application of a DC or RF field. Since, appreciable electron emission requires electric field strengths upwards of 3GV/m, it is now accepted that micro-protrusions can have very high field enhancement factors due to the compounding effect suggested by Schottky¹. The conjecture is also relevant in situations where field emission is desirable since, even though we now have a fair idea about the field enhancement factor of generic single primitive structures^{11–14}, a simple and useful model of compound structures is yet to be formulated. An analytical formula (even an empirical one) for the AFEF of compound structures would no doubt be extremely useful in optimizing the field emission current with respect to the parameters of single emitters and might well be of future use in studying large area field emitters^{15,16} of compound entities. It is thus necessary that we revisit the Schottky Conjecture (SC) using the tools presently at our disposal and try to go beyond in situations that do not quite obey the stringent requirements of the conjecture.

The apex field enhancement factor γ_a is defined as the ratio of the local field at the apex (E_a) and the macroscopic field far away from the emitter (E_0). In a planar

diode configuration with the cathode plate at $z = 0$ and the anode plate at $z = D$ having a potential difference V with respect to the cathode plate, the macroscopic field $E_0 = V/D$. Consider now an axially symmetric curved emitter of height h (with $h \ll D$) and apex radius of curvature R_a placed normal to the cathode plate. The local field at the apex $E_a = \gamma_a E_0$ where γ_a is the apex field enhancement factor of an isolated emitter with the anode far away¹⁷.

Consider now two structures having AFEF $\gamma_a^{(1)}$ and $\gamma_a^{(2)}$ respectively. When the second structure is mounted on top of the first, the compound structure does not necessarily have its AFEF value as $\gamma_a^{(1)}\gamma_a^{(2)}$. However, if the apex radius of curvature of the first structure $R_a^{(1)}$ is much larger compared to the height h_2 of the second structure, the AFEF of the compound structure can be closely approximated by $\gamma_a^{(1)}\gamma_a^{(2)}$ since the second structure finds itself on a quasi-planar base and takes advantage of the enhanced local field near the apex of the first structure. Thus, at a basic level, the Schottky Conjecture seems plausible provided $h_2/R_a^{(1)} \rightarrow 0$. If the system has more than 2 primitive structures, a similar logic would imply that the AFEF of the compound structure be a product of the primitive AFEF values provided $h_{i+1}/R_a^{(i)} \rightarrow 0$ for all i . Thus the AFEF value of the compound structure having N primitives may be expressed as $\gamma_a^{(C)} = \prod_{i=1}^N \gamma_a^{(i)}$.

In practice, compound structures may have $h_{i+1}/R_a^{(i)}$ small but non-zero and it would be desirable in such cases to have a Corrected Schottky Conjecture with correction terms¹⁸ expressed in terms of $h_{i+1}/R_a^{(i)}$. In other situations, $h_{i+1}/R_a^{(i)}$ may be much larger than unity and even though the Schottky Conjecture is clearly inappli-

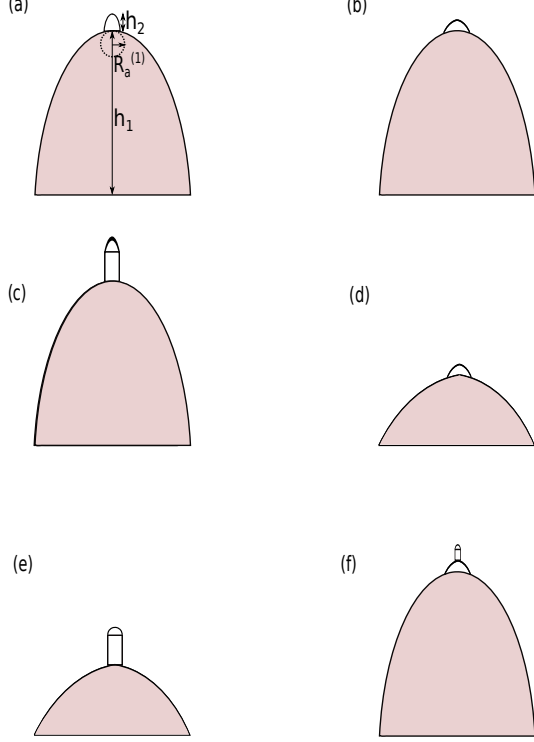


FIG. 1. A 2-dimensional schematic of 6 axially symmetric compound structures considered here. The five 2-primitive compound structures are (a) an ellipsoid on ellipsoid (b) a paraboloïd on ellipsoid (c) a hemiellipsoid-on-cylindrical-post (HECP) on ellipsoid (d) a paraboloïd on paraboloïd (e) a hemisphere-on-cylindrical post (HCP) on paraboloïd, while (f) is a 3-primitive structure consisting of an HECP on a paraboloïd which is mounted on an ellipsoid. The top-most primitive structure in each case is referred to as the crown.

cable, there is need to model such compound structures in terms of the primitive structures, at least in an approximate way. In either case, it is necessary to go beyond the Schottky conjecture in order to determine the AFEF of a compound structure in terms of the primitive AFEF values with some degree of accuracy. The paper is devoted to this endeavour and while no proof is provided, plausibility arguments for a Corrected Schottky Conjecture (CSC) is given along with numerical verification that help us in establishing the usefulness of the CSC for practical compound structures.

Section II deals with the Corrected Schottky Conjecture that may be applied to compound structures where $h_{i+1}/R_a^{(i)}$ is not vanishingly small. This is demonstrated numerically in section III for several compound structures and a discussion on its relevance to field emission is provided in section IV. Unless otherwise stated, all numerical calculations presented here have been performed using the AC/DC module of COMSOL Multiphysics software v5.4.

II. THE CORRECTED SCHOTTKY CONJECTURE

In order to appreciate the need for correction terms to the Schottky Conjecture, we shall consider compound shapes made up of two primitive structures such as hemiellipsoids, paraboloïds or a hemiellipsoid on a cylindrical post (HECP). Fig. 1 shows 6 compound structures of which the first 5 [(a) to (e)] are 2-primitive structures.

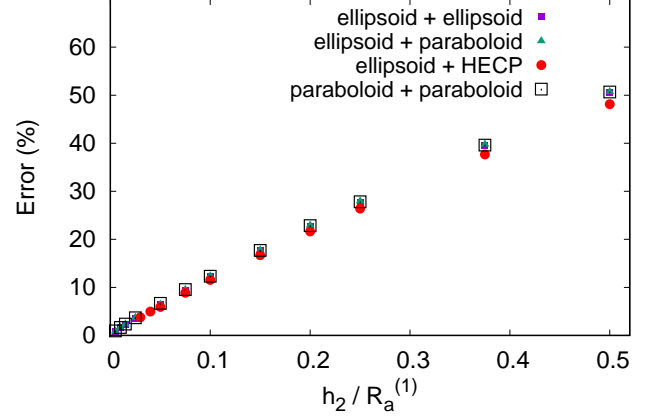


FIG. 2. The error, as a defined in Eq. (1), as a function of $h_2/R_a^{(1)}$ for 4 compound shapes, each having 2 primitives as shown in (a)-(d) of Fig. 1. The error in the Schottky Conjecture grows as $h_2/R_a^{(1)}$ increases, and is roughly the same for all shapes.

Fig. 2 shows the relative error in AFEF value of the compound structure (denoted by $\gamma_a^{(C)}$) defined as

$$\text{Error} = \frac{\gamma_a^{(C)} - \gamma_a^{(1)}\gamma_a^{(2)}}{\gamma_a^{(C)}} \times 100 \quad (1)$$

for 4 different combinations of primitives [(a) to (d) of Fig. 1]. In each case the apex radius of curvature of the base, $R_a^{(1)} = 1\mu\text{m}$ while the apex radius of the crown is $R_a^{(2)} = 5\text{nm}$. The first is a hemiellipsoid on top of another (larger) hemiellipsoid, the second is a paraboloïd on top of an hemiellipsoid, the third an HECP structure on top of a hemiellipsoid and finally, we consider a paraboloïd on top of another paraboloïd. In the first 3 cases, the total height of the compound structure is $3\mu\text{m}$ while the total height of the last case is $6\mu\text{m}$. The quantities $\gamma_a^{(C)}$, $\gamma_a^{(1)}$ and $\gamma_a^{(2)}$ have been evaluated using COMSOL. In all cases, the error grows with $h_2/R_a^{(1)}$. It is around 12% when $h_2/R_a^{(1)} = 0.1$, and is as high as 50% when $h_2/R_a^{(1)} = 0.5$. Thus, the Schottky Conjecture seems to hold good when $h_2/R_a^{(1)}$ is very small but the error grows as the protrusion on top of the first structure increases in height compared to the apex radius of curvature $R_a^{(1)}$. Note that despite the variation in the composition of the compound structures, the error is

roughly the same for all shapes. It is thus obvious that a correction to the Schottky Conjecture must principally be a function of $h_2/R_a^{(1)}$.

Clearly, the compounding process wherein a smaller structure (crown) sits on top of a larger base, leads to an amplification of the local field. The equipotential curves that existed close to the apex of the primitive-base (in the absence of the crown), now have to cling to the crown and get further compressed due to the enhancing effect of the smaller structure. When the height of the crown (h_2) is vanishingly small, the local field that existed at the apex of the primitive-base ($E_0\gamma_a^{(1)}$) gets amplified to $E_0\gamma_a^{(1)}\gamma_a^{(2)}$ at the apex of the crown. However, as the height of the crown gets larger, it is not obvious whether the field that gets amplified by the factor $\gamma_a^{(2)}$ is the one at the apex of the primitive-base or one that depends on the height of the crown.

To test this, consider the 2-primitive compound structure consisting of a hemiellipsoid as the base ($R_a^{(1)} = 1000\text{nm}$, $h_1 = 2900\text{nm}$, $\gamma_a^{(1)} = 4.84$) and a hemiellipsoid on a cylindrical post (HECP) as the crown ($R_a^{(2)} = 10\text{nm}$). The height of the HECP (h_2) is varied from 200nm to 7100nm. Thus $\gamma_a^{(2)}$ varies as does the AFEF of the compound structure. We are interested in the quantity $\gamma_a^{(C)}/\gamma_a^{(2)}$ where $\gamma_a^{(C)}$ corresponds to the apex field enhancement factor of the compound structure while $\gamma_a^{(2)}$ is the AFEF of the HECP (i.e. the crown). In the limit $h_2/R_a^{(1)} \rightarrow 0$, $\gamma_a^{(C)}/\gamma_a^{(2)}$ should approach the AFEF of the base (i.e. $\gamma_a^{(1)} = 4.84$). For all other values it should give an effective enhancement factor corresponding to the field that gets amplified by the crown.

Fig. 3 shows the values of $\gamma_a^{(C)}/\gamma_a^{(2)}$ at a few values of $h_2/R_a^{(1)}$ (denoted by circles). As mentioned, in the limit $h_2 \rightarrow 0$, $\gamma_a^{(C)}/\gamma_a^{(2)} \rightarrow \gamma_a^{(1)}$. Indeed Fig. 3 shows such a trend while as h_2 becomes large, $\gamma_a^{(C)}/\gamma_a^{(2)} \rightarrow 1$. Thus, the field that gets amplified by the factor $\gamma_a^{(2)}$ is smaller than the field at the apex of the primitive-base for non-zero values of h_2 . Note that the field at a height h_2 above the apex of the primitive base is close to E_0 when $h_2 \gtrsim 2R_a^{(1)}$. Thus, $E_0\gamma_a^{(C)}/\gamma_a^{(2)}$ is smaller than the field at the apex of the primitive-base but larger than the field at a height h_2 above the apex of the primitive-base. As seen in Fig. 3, $1 \leq \gamma_a^{(C)}/\gamma_a^{(2)} \leq \gamma_a^{(1)}$.

Fig. 3 also shows the averaged quantity (denoted by squares)

$$\langle \gamma_a^{(1)} \rangle = \frac{\frac{1}{h_2} \int_{h_1}^{h_1+h_2} E_z(z) dz}{E_0} = \frac{\langle E_z(z) \rangle}{E_0} \quad (2)$$

where h_1 is the height of the primitive-base and $E_z(z)$ the field along the axis, calculated here using COMSOL. Clearly $\langle \gamma_a^{(1)} \rangle$ follows $\gamma_a^{(C)}/\gamma_a^{(2)}$ closely over a range of $h_2/R_a^{(1)}$. Thus, it is the average field above the base that

gets amplified by the crown by a factor $\gamma_a^{(2)}$. This leads us to the Corrected Schottky Conjecture (CSC):

$$\gamma_a^{(C)} \simeq \langle \gamma_a^{(1)} \rangle \gamma_a^{(2)} \quad (3)$$

for a 2-primitive system, while for an N primitive compound structure

$$\gamma_a^{(C)} \simeq \gamma_a^{(N)} \prod_{i=1}^{N-1} \langle \gamma_a^{(i)} \rangle \quad (4)$$

where the averaging at the i^{th} primitive stage is over the height h_{i+1} of the next stage. Eq. (4) is a useful approximation when successive stages are not limited by the smallness criterion. Rather $h_{i+1}/R_a^{(i)}$ may in fact be larger than 1 as illustrated in Fig. 3. The CSC as in Eq. (4) has been similarly tested for other compound structures. As another example, the base is considered to be a paraboloid of radius of curvature $R_a^{(1)} = 1\mu\text{m}$ and height $h_1 = 5.525\mu\text{m}$ while the crown is a hemisphere on a cylindrical post (HCP) with $R_a^{(2)} = 5\text{nm}$ and total height $h_2 = 475\text{nm}$ (see schematic (e) of Fig. 1). For this system, the average error in CSC prediction is about 2% while the error in Schottky Conjecture is about 45%.

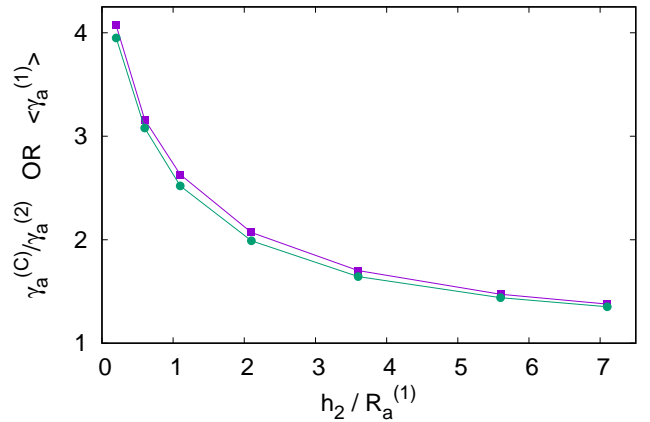


FIG. 3. The values of $\gamma_a^{(C)}/\gamma_a^{(2)}$ (solid circles) is plotted alongside $\langle \gamma_a^{(1)} \rangle$ (solid squares) defined by Eq. (2).

Apart from special primitive-bases such as the hemiellipsoid, the exact axial electrostatic field is in general unknown and hence $\langle \gamma_a^{(i)} \rangle$ can only be evaluated numerically, for instance using COMSOL. However, when h_{i+1} is smaller than h_i , it is possible to express the electrostatic field approximately using the nonlinear line charge model^{14,19–23} so that a simple useful approximation for $\gamma_a^{(C)}$ can be arrived at.

The field E_z , above the apex of a generic axially symmetric emitter of apex radius of curvature $R_a^{(1)}$ and height h_1 , can be approximately expressed using the nonlinear line charge model as (see Eq. (38) in [20] with $\rho = 0$)

$$E_z \simeq \frac{f(L)}{4\pi\epsilon_0} \frac{2zL}{z^2 - L^2} (1 - \mathcal{C}) \quad (5)$$

where z is measured from the cathode plane, L represents the extent of the line charge with $L^2 \simeq h_1(h_1 - R_a^{(1)})$, $f(L)$ is related to the line charge density and \mathcal{C} is a correction term that is unknown *a priori* and arises from the nonlinearity in line charge distribution. It (i.e. \mathcal{C}) is zero for a hemiellipsoid (linear line charge) and in general varies with the shape of the emitter. Importantly, for sharp emitters ($h_1/R_a^{(1)} \gg 1$) the correction is in general small. Even though the primitive-bases considered here are not necessarily sharp, we shall neglect \mathcal{C} hereafter as a reasonable approximation. Note also that $2zL/(z^2 - L^2)$ in Eq. (5) is the leading term and there exists a logarithmic correction²⁰ ($\propto \ln((z+L)/(z-L))$) which cannot be neglected for larger z . For sharp emitters where $L \simeq h_1$, the logarithmic contribution is less than half for $z = 1.2h_1$ so that Eq. (5) can be considered to be reasonably valid for $z < 1.2h_1$.

Writing $z = h_1 + \Delta$, and using^{12,20}

$$\frac{f(L)}{4\pi\epsilon_0} \frac{2h_1L}{h_1^2 - L^2} \simeq \gamma_a^{(1)} E_0 \quad (6)$$

the above equation can be expressed as

$$E_z(\Delta) \simeq E_0 \gamma_a^{(1)} (1 - \mathcal{C}) \frac{h_1 + \Delta}{h_1} \frac{1}{1 + \frac{2h_1\Delta + \Delta^2}{h_1 R_a^{(1)}}}. \quad (7)$$

For small protrusions ($h_2/h_1 < 0.2$) from the primitive-base, $\Delta/R_a^{(1)}$ as well as Δ/h_1 are small. Thus, the field along the axis for $\Delta < h_1$ is

$$E_z(\Delta) \simeq E_0 \gamma_a^{(1)} \frac{1}{1 + \frac{2\Delta}{R_a^{(1)}}}. \quad (8)$$

Eq. (8) serves as a reasonable approximation for calculating $\langle \gamma_a^{(1)} \rangle$ even though, the neglect of \mathcal{C} and the logarithmic term are sources of minor errors.

The electric field averaged over the height of the crown is

$$\langle E_z \rangle \simeq E_0 \gamma_a^{(1)} \frac{R_a^{(1)}}{2h_2} \ln \left(1 + \frac{2h_2}{R_a^{(1)}} \right) \quad (9)$$

where averaging has been performed from the apex ($\Delta = 0$) to a height h_2 above the apex. Thus,

$$\gamma_a^{(C)} \simeq \gamma_a^{(2)} \langle \gamma_a^{(1)} \rangle \simeq \gamma_a^{(2)} \gamma_a^{(1)} \frac{R_a^{(1)}}{2h_2} \ln \left(1 + \frac{2h_2}{R_a^{(1)}} \right). \quad (10)$$

Eq. (10) thus provides a useful approximation for the apex field enhancement factor of 2-primitive compound structures when $h_2 < 0.2h_1$. It can be generalized for N -primitive compound structures and can be expressed as

$$\gamma_a^{(C)} \simeq \gamma_N \prod_{n=1}^{N-1} \gamma_a^{(n)} \mathcal{U}_n = \gamma_a^{CSC} \quad (11)$$

where

$$\mathcal{U}_n = \frac{R_a^{(n)}}{2h_{n+1}} \ln \left(1 + \frac{2h_{n+1}}{R_a^{(n)}} \right) \quad (12)$$

We refer to Eq. (11) as the Corrected Schottky Conjecture for small protrusions. When $\frac{2h_{n+1}}{R_a^{(n)}} \ll 1$, a few terms in the expansion of the logarithm

$$\mathcal{U}_n = \left[1 - \sum_{k=1}^{\infty} (-1)^{k-1} \frac{2^k}{k+1} \left(\frac{h_{n+1}}{R_a^{(n)}} \right)^k \right]. \quad (13)$$

provides a useful approximation for \mathcal{U}_n : Typically, for $h_{n+1}/R_a^{(n)} < 0.05$, less than 5 terms suffice.

III. NUMERICAL VERIFICATION

The Corrected Schottky Conjecture takes into account the electrostatic field averaged over the height of successive protrusions. It thus corrects the over-estimation of the apex field enhancement factor of the compound structure. To see how effective this prescription is, we consider the 2-primitive compound structures considered earlier.

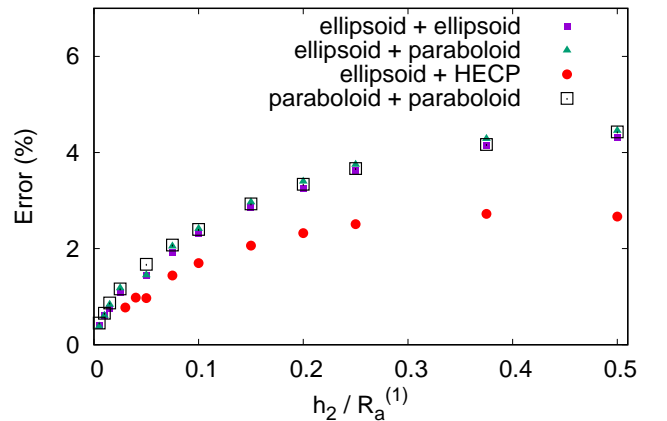


FIG. 4. The relative error, as defined in Eq. (14), as a function of $h_2/R_a^{(1)}$ for the 4 compound shapes considered in Fig. 2. The error in the Corrected Schottky Conjecture is small as compared to the Schottky Conjecture (see Fig. 2).

Fig. 4 shows the relative error in prediction using the Corrected Schottky Conjecture for the 2-primitive compound emitters used in Fig. 2. In this case (Fig. 4), the relative error (%) is defined as

$$\text{Error} = \frac{\gamma_a^{(C)} - \gamma_a^{(CSC)}}{\gamma_a^{(C)}} \times 100 \quad (14)$$

where the expression in Eq. (11) is used for $\gamma_a^{(CSC)}$ while $\gamma_a^{(C)}$, $\gamma_a^{(1)}$ and $\gamma_a^{(2)}$ have been obtained using COMSOL. A comparison of Figs. 2 and 4 shows the vast improvement in prediction of the Corrected Schottky Conjecture (CSC) especially at higher values of $h_2/R_a^{(1)}$. Thus, Eq. (11) can serve as a simple useful formula to estimate the apex field enhancement factor of compound structures in terms of the primitive components.

We next consider a 3-primitive structure (see schematic (f) of Fig. 1) to further ascertain the improved predictive capability of CSC. The compound structure considered, consists of a hemiellipsoid as base with $h_1 = 262.69\mu\text{m}$, $R_a^{(1)} = 200\mu\text{m}$, $\gamma_a^{(1)} = 3.33$, a paraboloid of height $h_2 = 37.5\mu\text{m}$, $R_a^{(2)} = 1\mu\text{m}$, $\gamma_a^{(2)} = 23.33$ on top of the hemiellipsoid, and finally, a hemiellipsoid on cylindrical post (HECP) of height $h_3 = 100\text{nm}$, apex radius of curvature $R_a^{(3)} = 10\text{nm}$ and $\gamma_a^{(3)} = 10.05$ as the crown.

A direct application of the Schottky Conjecture predicts $\gamma_a^{(1)}\gamma_a^{(2)}\gamma_a^{(3)} \simeq 780.77$ as the apex enhancement factor of the compound structure while the actual value is $\gamma_a^{(C)} \simeq 572$. The error is thus 36.5%. The Corrected Schottky Conjecture (Eq. 11) predicts 604.43 which is in error by about 5.67%. Thus, the Corrected Schottky Conjecture for small protrusions predicts the apex enhancement factor of 3-primitive compound structures with improved accuracy.

IV. DISCUSSIONS AND CONCLUSIONS

In the previous sections, we have proposed and verified a Corrected Schottky Conjecture (CSC) which may be expressed as: *the apex field enhancement factor (AFEFE) of a compound structure consisting of N primitive structures is approximately the product of the crown AFEFE and the product of the average AFEFE of all the $N - 1$ primitive-bases, the average being over the height of the structure on top of each primitive-base.* If the height of the structure on top of each primitive base is much smaller than the height of the primitive base, the CSC may be expressed using a simple approximate formula given by Eq. (11).

The Corrected Schottky Conjecture was found to be a useful approximation for determining the apex field enhancement factor of compound structures under much relaxed conditions. The effectiveness of Eq. (11) for an N -primitive compound structure may be limited by the approximate additive law of relative errors that is expected to hold as indicated by the results of the 3-primitive example together with Figs. 2 and 4 for the original and corrected Schottky Conjecture. Thus, if N is large, the ratios $h_{i+1}/R_a^{(i)}$ must be small enough for the CSC of

Eq. (11) to have useful predictive capability. An aspect that has not been discussed so far involves primitive structures with (finite sized) flat tops. Our numerical studies show that the CSC in its generality (in terms of average enhancement factors) applies here as well within reasonable errors.

Finally, the Schottky Conjecture has sometimes been invoked to justify large values of the field enhancement factor²⁴ as derived from experimental Fowler-Nordheim (FN) plots in field emission studies²⁵. A couple of cautionary notes seem necessary. First, the use of the elementary field emission equation^{26,27} which uses the exact triangular barrier tunneling potential results in unphysically high values of the enhancement factor to compensate for the larger barrier height^{26,35}. The actual enhancement factor required to explain an experimental $I - V$ plot is always much lower when using a variant of the Murphy-Good²⁹⁻³¹ expression for the current density which uses the Schottky-Nordheim potential that includes the image-charge contribution. For smooth curved emitter tips, the curvature corrected expression for the current^{32,33} has been found to give results consistent with the physical measurements^{34,35} and may therefore be used directly to determine the value of the enhancement factor.

The second cautionary note follows from Fig. 3. Note that $\gamma_a^{(C)}/\gamma_a^{(2)} \rightarrow 1$ as $h_2/R_a^{(1)}$ becomes large. Thus a tall structure (such as a nanotube or nanowire) on top of a curved base will not enjoy the multiplicative effect of the base as the field $E_z(z) \rightarrow E_0$ for z large so that the average enhancement factor is close to unity. The Schottky Conjecture thus cannot be used to justify the values of enhancement factors of compound structure having a tall crown. This is of particular importance in multiscale modelling of field emitters¹⁰.

The Corrected Schottky Conjecture (CSC) provides a clearer picture about the domain in which the multiplicative effect works and it can help assess the role of micro-protrusions in experimental field emission results. The CSC can also be helpful in designing experiments that aim to take advantage of multiplicative effects. For example, a typical experimental cathode setup may consist of a metallic plate with a perpendicular cylindrical stem on which single or multiple wires may be mounted, each of which may have micro/nano protrusions or carbon nanowall/tube deposits. The setup acts as a 3-primitive compound structure consisting of the stem, the wire and the micro-protrusion. The height of the stem and the mounted wires may be adjusted to maximize the multiplicative effect and increase the field emission current.

The analysis presented here deals with the apex field enhancement factor of a compound structure ($\gamma_a^{(C)}$) consisting of protrusions from the apex of successive primitive bases. For such a geometric arrangement, assuming the crown-apex to be smooth and locally parabolic, the field-emission current can be easily determined using the generalized cosine variation of the electric field^{20,33,36}. However, protrusions that grow away from the apex need

a separate analysis that seems challenging and is beyond the scope of the present manuscript.

V. ACKNOWLEDGEMENTS

The author acknowledges useful discussions with Gaurav Singh, Raghwendra Kumar and Rajasree Ramachandran and anonymous referees for their comments that helped improve the manuscript.

VI. REFERENCES

- ¹W. Schottky, Z. Phys. 14, 63 (1923).
- ²T. E. Stern, B. S. Gossling and R. H. Fowler, Proc. R. Soc. Lond. A 124, 699 (1929).
- ³R. L. Miller, Y. Y. Lau, and J. H. Booske, Appl. Phys. Lett. 91, 074105 (2007).
- ⁴R. Miller, Y. Y. Lau, and J. H. Booske, J. Appl. Phys. 106, 104903 (2009).
- ⁵K. L. Jensen, D. A. Shiffler, J. R. Harris, J. J. Petillo, AIP Advances 6, 065005 (2016).
- ⁶T. A. de Assis and F. F. Dall'Agnol, Nanotechnology 27, 44LT01 (2016).
- ⁷E. Marcelino, T. A. de Assis, and C. M. C. de Castilho, J. Vac. Sci. Technol. B 35, 051801 (2017).
- ⁸J. R. Harris and K. L. Jensen, Journal of Applied Physics 125, 215306 (2019).
- ⁹J. R. Harris, D. A. Shiffler, K. L. Jensen, and J. W. Lewellen, J. Appl. Phys. 125, 215307 (2019).
- ¹⁰W. Zhu, M. Cahay, J. Ludwick, K.L. Jensen, R.G. Forbes, S.B. Fairchild, T.C. Back, P.T. Murray, J.R. Harris and D.A. Shiffler, "Multiscale modeling of field emission properties of carbon-nanotube-based fibers" in *Nanotube Superfiber Materials*, 2nd Edition, William Andrew Publishing, pp. 541-572 (2019).
- ¹¹R. G. Forbes, C. J. Edgecombe, and U. Valdrè, Ultramicroscopy 95, 57 (2003).
- ¹²D. Biswas, Phys. Plasmas 25, 043113 (2018).
- ¹³D. Biswas and S. Sarkar, J. Vac. Sci. Tech. B, 37, 062203 (2019).
- ¹⁴D. Biswas, Phys. Plasmas, 26, 073106 (2019).
- ¹⁵D. Biswas and R. Rudra, Phys. Plasmas 25, 083105 (2018).
- ¹⁶D. Biswas and R. Rudra, <https://arxiv.org/abs/1909.09975>
- ¹⁷When the anode is close to the apex, the local field at the apex depends on h/D . See 14. We shall consider the anode to be far away from the emitter tip in this paper.
- ¹⁸For certain special geometries amenable to conformal mapping, such correction terms have been expressed in terms of the ratio of the height of the crown and the width of the flat top of the base^{3,4}.
- ¹⁹D. Biswas, G. Singh and R. Kumar, J. App. Phys. 120, 124307 (2016).
- ²⁰D. Biswas, G. Singh and R. Ramachandran, Physica E 109, 179 (2019).
- ²¹E. Mesa, E. Dubado-Fuentes, and J. J. Saenz, J. Appl. Phys. 79, 39 (1996).
- ²²E. G. Pogorelov, A. I. Zhbanov, and Y.-C. Chang, Ultramicroscopy 109, 373 (2009).
- ²³J. R. Harris, K. L. Jensen, D. A. Shiffler, and J. J. Petillo, Appl. Phys. Lett. 106, 201603 (2015).
- ²⁴J. Huang, K. Kempa, S. H. Jo, S. Chen, Z. F. Ren, Appl. Phys. Lett. 87 (2005) 053110.
- ²⁵R. G. Forbes, J. H. B. Deane, A. Fischer, and M. S. Mousa, Jordan J. Phys. 8, 125 (2015).
- ²⁶R. G. Forbes, J. Appl. Phys. 126, 210901 (2019)
- ²⁷R. H. Fowler and L. Nordheim, Proc. R. Soc. A 119, 173 (1928).
- ²⁸D. Biswas and R. Kumar, J. Vac. Sci. Technol. B 37, 040603 (2019).
- ²⁹E. L. Murphy and R. H. Good, Phys. Rev. 102, 1464 (1956).
- ³⁰R. G. Forbes, App. Phys. Lett. 89, 113122 (2006).
- ³¹K. L. Jensen, *Field emission - fundamental theory to usage*, in *Wiley Encycl. Electr. Electron. Eng.* (2014).
- ³²D. Biswas, Phys. Plasmas, 25, 043105 (2018).
- ³³D. Biswas and R. Ramachandran, J. Vac. Sci. Technol. B 37, 021801 (2019).
- ³⁴C. Lee, S. Tsujino, and R. J. Dwayne Miller, Appl. Phys Lett. 113, 013505 (2018).
- ³⁵D. Biswas and R. Kumar, J. Vac. Sci. Technol. B 37, 040603 (2019).
- ³⁶D. Biswas, G. Singh, S. Sarkar and R. Kumar, Ultramicroscopy 185, 1 (2018).