

FINITE DIFFERENCE/GALERKIN FINITE ELEMENT SIMULATION OF THE SEMI-LINEAR WAVE EQUATION WITH SCALE-INVARIANT DAMPING AND MASS AND POWER NON-LINEARITY

HARUN SELVİTOPI^{1,*}

ABSTRACT. This study is concern with the numerical solution of the initial boundary value problem (IBVP) for the semilinear scale-invariant wave equation with damping and mass and power non-linearity. Numerical results of the aforementioned IBVP is obtained by using standart Galerkin finite element method (GFEM) for the spatial variable and the temporal variable is discretized with the finite difference method (FDM). The FDM is also used for the discretization of the spatial variable for the accuracy of the numerical results. The obtained numerical results with different numerical schemes are observed compatible. Numerical simulation of the considered problem is given for the different initial conditions.

1. INTRODUCTION

The focus of this study on numerical simulation of the semi-linear wave equation with damping term and mass and power non-linearity.

$$\begin{aligned} \phi_{tt} - \Delta\phi + \frac{\mu}{1+t}\phi_t + \frac{v^2}{(1+t)^2}\phi &= |\phi|^p, & x \in \mathbb{R}^n, \quad t > 0 \\ \phi(x, 0) &= \phi_0(x), & x \in \mathbb{R}^n, \\ \phi_t(x, 0) &= \phi_1(x), & x \in \mathbb{R}^n, \end{aligned} \tag{1}$$

where $p > 1$ and $\mu > 0$ and v are real constants.

It is already known that the GFEM is one of the most popular numerical method to acquire numerical solution of the partial differential equations. In this study, the Hybrid numerical scheme which is consisting of GFEM and FDM is proposed to acquired numerical results of the problem (1).

The global existence(in time) and blow-up behavior of energy solutions of (1) for $n = 1, 2, 3, 4$ has shown in [3].

The equation in (1) is not only "wave-like" but also "Klein-Gordon like" model. Recently, GFEM-FDM Hybrid scheme is used to obtain the numerical solution of the variable coefficient "Klein-Gordon-like" $1 + 1$ problem in [2].

It is difficult to apply the GFEM to variable coefficient "wave-like" nonlinear partial differential equations. We have calculated the jacobian matrix numerically in process of the linearization of nonlinear systems of equations with the Newton method similar

Key words and phrases. Semi-linear scale-invariant wave equation with damping and mass, Power Non-Linearity, Galerkin Finite element method, Finite difference method, Newton method

* Corresponding author.

in [1]. And we also consider small compactly supported initial condition to accomplish this difficulty.

In this study, we will simulate the initial value problem in (1) using by GFEM. And we also use the FDM to show the accuracy of the simulation. In Section 2 we give the GFEM formulation of the equation in (1). And we will also give the FDM formulation of aforementioned problem. Additionally, we apply the Newton method for the linearization of the nonlinear systems of equations obtained by GFEM and FDM schemes. The numerical simulation will give for different initial conditions in Section 3. Finally, conclusion is given in Section 4.

2. THE NUMERICAL METHOD

It is difficult to obtain the exact solution of the nonlinear variable coefficient "wave-like" problems. So we acquire the numerical solutions of the aforementioned 1 + 1 IBVP. As a solution procedure the spatial variable and the temporal variable of the equation in (1) are discretized using the GFEM and FDM respectively. To accuracy of the numerical solution the FDM-FDM scheme which spatial and temporal variable are discretized using the FDM is also apply to equation in (1).

The quantity which describes the relationship between damping term $\frac{\mu}{1+t}u_t$ and the mass term $\frac{v^2}{(1+t)^2}u$ is $\delta = (\mu - 1)^2 - 4v^2$. In this study, the relation between μ and v is considered $\delta = 1$.

Through the transformation $\phi(x, t) = (1 + t)^{-\frac{\mu}{2}}u(x, t)$ in (1) we obtain the following initial boundary value problem,

$$\begin{aligned} u_{tt} - \Delta u &= (1 + t)^{-\frac{\mu}{2}(p-1)}|u|^p, & (x, t) \in [0, 1] \times [0, \infty), \\ u(x, 0) &= u_0(x) \\ u_t(x, 0) &= u_1(x) \end{aligned} \tag{2}$$

where $\mu > 0$.

2.1. Application of the GFEM. Applying the Galerkin Finite element method for the (2) using in [Reddy(1993)] we obtain the weak formulation of the equation is given by employing linear function space $L = H_0^1(\Omega)$ as: $u \in L$ such that

$$(u_{tt}, w) + (\nabla u, \nabla w) - (1 + t)^{-\frac{\mu}{2}(p-1)}(|u|^p, w) = 0, \quad w \in H_0^1(\Omega) \tag{3}$$

where $(., .)$ represents the L^2 - inner product.

Using the central difference discretization for the temporal variable in (3) we obtain

$$\begin{aligned} \left(\frac{u^{n+1} - 2u^n + u^{n-1}}{\Delta t^2}, w \right) &= -[\theta(\nabla u^{n+1}, \nabla w) + (1 - \theta)(\nabla u^{n-1}, \nabla w)] \\ &+ (1 + t)^{-\frac{\mu}{2}(p-1)}(|u^n|^p, w), \end{aligned} \tag{4}$$

where $\theta \in \{1/2, 1\}$.

Specifying a finite element discretization, the weak formulation becomes [Reddy(1993)]

: Find $u_h \in L_h$ such that

$$\begin{aligned} \left(\frac{u_h^{n+1} - 2u_h^n + u_h^{n-1}}{\Delta t^2}, w_h \right) &= -[\theta(\nabla u_h^{n+1}, \nabla w_h) + (1 - \theta)(\nabla u_h^{n-1}, \nabla w_h)] \\ &+ (1 + t)^{\frac{-\mu}{2}(p-1)}(|u_h^n|^p, w_h), \quad \forall w_h \in L_h \end{aligned} \quad (5)$$

Then the weak formulation is get according to time step as:

$$\begin{aligned} (u_h^{n+1}, w_h) + \Delta t^2 \theta(\nabla u_h^{n+1}, \nabla w_h) &= (2u_h^n, w_h) - \Delta t^2(1 - \theta)(\nabla u_h^{n-1}, \nabla w_h) \\ &- (u_h^{n-1}, w_h) + (1 + t)^{\frac{-\mu}{2}(p-1)} \Delta t^2(|u_h^n|^p, w_h). \end{aligned} \quad (6)$$

$$\text{for } n = 0, 1, \dots, N \quad \text{and} \quad \forall w_h \in L_h$$

We will get the systems of nonlinear equations in the matrix form for the k^{th} time step with the Δt step size as follow:

$$K[u^{n+1}] - C[u^n] + H[u^{n-1}] - G[|u^n|^p] = 0. \quad (7)$$

where K, C, H and G are matrices with the entries

$$\begin{aligned} K_{ij} &= \int_{x_i}^{x_{i+1}} \left(N_i N_j + \theta \Delta t^2 \frac{\partial N_i}{\partial x} \frac{\partial N_j}{\partial x} \right) dx \\ C_{ij} &= \int_{x_i}^{x_{i+1}} 2N_i N_j dx \\ H_{ij} &= \int_{x_i}^{x_{i+1}} \left(N_i N_j + (1 - \theta) \Delta t^2 \frac{\partial N_i}{\partial x} \frac{\partial N_j}{\partial x} \right) dx \\ G_{ij} &= \int_{x_i}^{x_{i+1}} \left(\Delta t^2 (1 + t)^{\frac{-\mu}{2}(p-1)} |N_i|^p N_j \right) dx \end{aligned}$$

The initial condition

$$u_t(x, 0) = 0 \quad (8)$$

is discretized with the central difference approximation for the initial time step as:

$$\frac{u^{n+1} - u^n}{2\Delta t} = 0. \quad (9)$$

Applying (9) to the system (7) the system of nonlinear equations for the initial time step is obtained follow:

$$S[u^{n+1}] - C[u^n] - G[|u^n|^p] = 0. \quad (10)$$

where S is a matrix with the entry

$$S_{ij} = \int_{x_i}^{x_{i+1}} \left(2N_i N_j + \Delta t^2 \frac{\partial N_i}{\partial x} \frac{\partial N_j}{\partial x} \right) dx$$

2.2. Application of the FDM. The FDM is used to accuracy of the numerical results obtained by the GFEM for equation in (2).

We employ the central difference approximation to the spatial and temporal variable for equation in (2). We denote the $x_l = l\Delta x$, for $l = 0, 1, \dots, s$ with the space step length $\Delta x = \frac{1}{s}$ and $t_m = m\Delta t$, for $m = 0, 1, \dots, h$ with the time step length $\Delta t = \frac{1}{h}$.

We propose the following FDM scheme for equation in (2):

$$\begin{aligned} & \frac{u_i^{n+1} - 2u_i^n + u_i^{n-1}}{\Delta t^2} - \theta \left(\frac{u_{i+1}^{n+1} - 2u_i^{n+1} + u_{i-1}^{n+1}}{\Delta x^2} \right) \\ & - (1 - \theta) \left(\frac{u_{i+1}^{n-1} - 2u_i^{n-1} + u_{i-1}^{n-1}}{\Delta x^2} \right) - (1 + t)^{\frac{-\mu}{2}(p-1)} |u_i^n|^p = 0 \end{aligned} \quad (11)$$

where $u_i^n = u(x_i, t_n)$, and $\theta \in \{1/2, 1\}$. If we denote the mesh ratio $c = \frac{\Delta t^2}{\Delta x^2}$ then the (11) is rewritten with respect to time step as:

$$\begin{aligned} & -c\theta u_{i+1}^{n+1} + (1 + 2c\theta)u_i^{n+1} - c\theta u_{i-1}^{n+1} - c(1 - \theta)u_{i+1}^{n-1} + (1 + 2c(1 - \theta))u_i^{n-1} - c(1 - \theta)u_{i-1}^{n-1} \\ & - c(1 - \theta)u_{i-1}^{n-1} - 2u_i^n - (1 + t)^{\frac{-\mu}{2}(p-1)} \Delta t^2 |u_i^n|^p = 0. \end{aligned} \quad (12)$$

If we set $\vec{U}^n = [u_1^n, u_2^n, \dots, u_m^n]^T$, we rewrite (12) with matrix form

$$(I + c\theta A)\vec{U}^{n+1} + (I + c(1 - \theta)A)\vec{U}^{n-1} - 2\vec{U}^n - (1 + t)^{\frac{-\mu}{2}(p-1)} |\vec{U}^n|^p = 0. \quad (13)$$

where I is unit the matrix and

$$A = \begin{bmatrix} 2 & -1 & 0 & \dots & 0 \\ -1 & 2 & -1 & 0 & 0 \\ 0 & \ddots & \ddots & \ddots & \vdots \\ 0 & \ddots & -1 & 2 & -1 \\ 0 & \dots & 0 & -1 & 2 \end{bmatrix}.$$

2.3. Application of Newton Method. We use the Newton Method to (7) which is one of the fastest linearization method to linearizing the system of nonlinear equations. Let X_0 be a first approximation of the solution of the nonlinear system given by $F(X) = 0$. Then, to acquire the numerical solution take account of the iterative method:

$$X_{k+1} = X_k - J^{-1}(X_0)F(X_k), \quad \text{for } k = 1, 2, \dots \quad (14)$$

where $J(X_0)$ is the Jacobian matrix of G in the vector X_0 . The Jacobian matrix are calculated only the first iteration of the iterative process.

The iterative system of (7) is rewritten for the each $(n + 1)^{th}$ time step follow:

$$KX + \alpha = 0.$$

where $\alpha = -C[u^n] + H[u^{n-1}] - G[|u^n|^p]$ and $X = u^{n+1}$. Denoting

$$F(X) = KX - C[u^n] + H[u^{n-1}] - G[|u^n|^p], \quad (15)$$

then to acquire the approximate solution of the system (15) the Newton Method applied to calculate the root of $F(X)$.

Due to the partial derivative $(\frac{\partial F_i}{\partial X_j})$, where i is the (i^{th}) row vector of F according to variable X_j , of the $F(X)$ are not known so the approximate derivative will be used to compute Jacobian matrix $J(X_0)$.

For $\Delta x > 0$, the approximation of the derivative as:

$$\frac{\partial F_i}{\partial X_j}(X_0) \approx \frac{F_i(X_0 + \overrightarrow{\Delta X}) - F_i(X_0)}{\Delta x} \quad \text{for } i, j = 1, 2, \dots, m \quad (16)$$

where $\overrightarrow{\Delta X} = \Delta x \cdot e_j$ with being the j^{th} canonical vector of \mathbb{R}^n .

With the approach (16) all the elements of the Jacobian matrix $J(X_0)$ can be calculate. We know the $F(X_0)$, thereby using in the system (14) and solving the linear system, we obtain the X_1 . This procedure will be repetition continuously up to satisfy the condition,

$$\|X_{k+1} - X_k\|_{L^\infty(\Omega)} < \epsilon, \quad \text{for any } \epsilon > 0.$$

3. NUMERICAL RESULTS AND DISCUSSION

The solution domain of the problem (2) is taken $0 \leq x \leq 1$. The time and space step size is received $\Delta t = 10^{-3}$ and $\Delta x = 2 \times 10^{-3}$ respectively in the both GFEM and FDM solution processes.

The numerical results of the problem (2) is given for the variation of the initial condition

$$B(x; C, R) = \begin{cases} \exp\left(\frac{1}{R^2} - \frac{1}{R^2 - |x - C|^2}\right), & \text{if } |x - C| < R \\ 0, & \text{if } |x - C| \geq R \end{cases}$$

where $C \in \Omega$ is the center and R is the radius which is satisfy $0 < R < 1$. $|x - C|$ denotes the euclidean distance between x and C with the boundary conditions $u_t(\vec{x}, 0) = 0$, $u(\partial\Omega, t) = 0$, $\partial\Omega$ symbolise the boundary of the solution domain.

We consider $\mu = 10$ and $p = 3$ for all figures and the initial condition $u_0(x) = 0.05B(x, C, R)$ where $C = 0.5$ and radius $R = 0.5$ between *Figure 2* up to *Figure 4*. For the *Figure 6* and *Figure 9* the initial condition was taken $B(x, C, R) = 0.05(B(x, C_1, R) + B(x, C_2, R))$ where $C_1 = 0.4$, $C_2 = 0.2$ and the radius $R = 0.2$.

4. CONCLUSION

GFEM solution of the semi-linear scale-invariant wave equation with damping and mass and power non-linearity is compared with FDM solution. It is seen from the figures that the numerical results obtained by proposed schemes is accurate and effective. To obtain the numerical results the proposed schemes are needed very few iterations in the linearization process by the Newton Method. Additionally, proposed scheme will be very popular example to solve semi-linear "wave-like" and "Klein-Gordon-like" problems with power non-linearity.

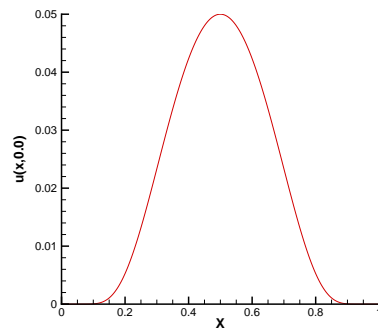
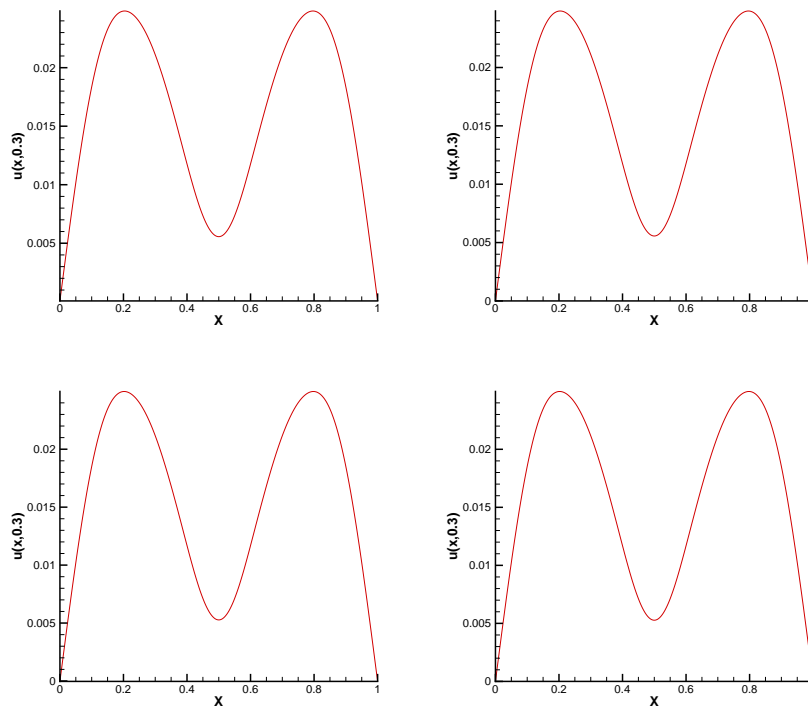


FIGURE 1. Plot of initial function.

FIGURE 2. First row shows plot of numerical solution by GFEM and second row shows by FDM with Implicit($\theta = 1$)(left) and Crank-Nicolson($\theta = 1/2$)(right) schemes respectively at time=0.3

REFERENCES

- [1] Rincon M.A., Quintino N.P. Numerical Analysis and Simulation for a Nonlinear Wave Equation *Journal of Computational and Applied Mathematics* **279** (2016), 247-264.
- [2] Selvitopi H., Yazici M. Numerical Results For The Klein-Gordon Equation in de Sitter Spacetime. *Mathematical Methods in the Applied Sciences*, **42** (2019), 54465454..
- [3] Nunes do Nascimento W., Palmieri A., Reissig M. Semi-linear Wave Models with Power Non-Linearity and Scale-Invariant Time-Dependent Mass and Dissipation *Mathematische Nachrichten* **290** (2017), 1779-1805.

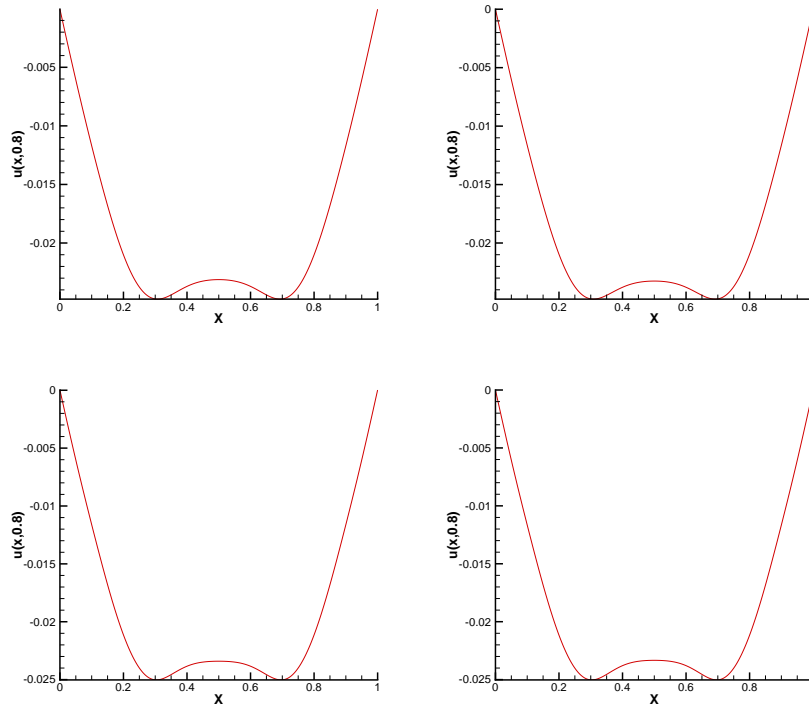


FIGURE 3. First row shows plot of numerical solution by GFEM and second row shows by FDM with Implicit($\theta = 1$)(left) and Crank-Nicolson($\theta = 1/2$)(right) schemes respectively at time=0.8

[Reddy(1993)] Reddy JN . An introduction to the finite element method . New York: McGraw-Hill; 1993.

DEPARTMENT OF MATHEMATICS, FACULTY OF SCIENCES, ERZURUM TECHNICAL UNIVERSITY,
ERZURUM, 25050, TURKEY

E-mail address: harun.selvitopi@erzurum.edu.tr

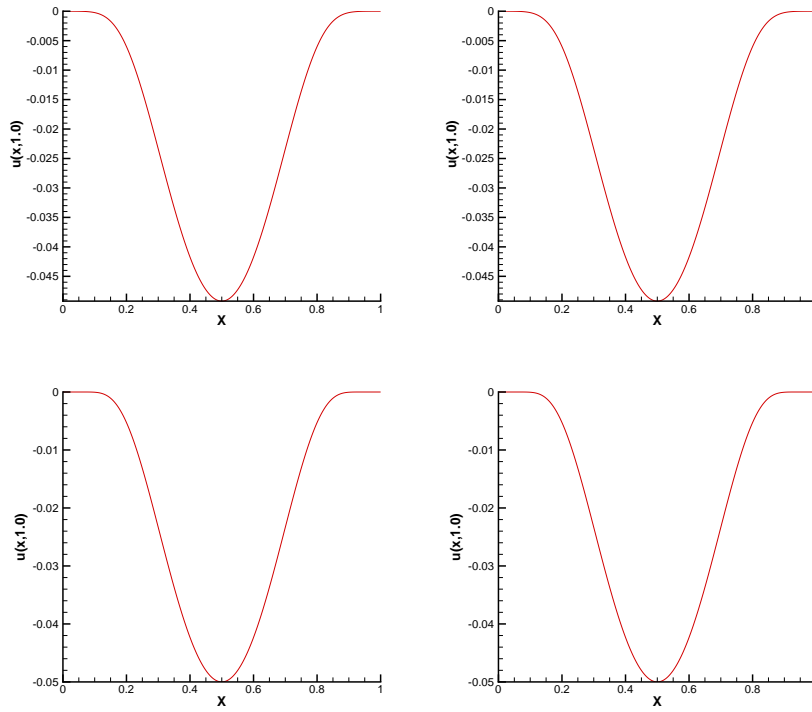


FIGURE 4. First row shows plot of numerical solution by GFEM and second row shows by FDM with Implicit($\theta = 1$)(left) and Crank-Nicolson($\theta = 1/2$)(right) schemes respectively at time=1.0

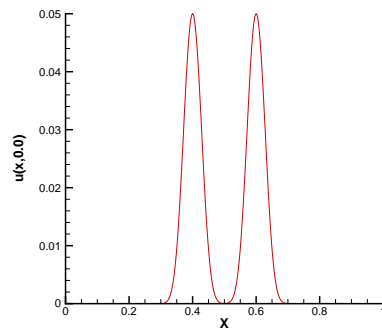


FIGURE 5. Plot of initial function.

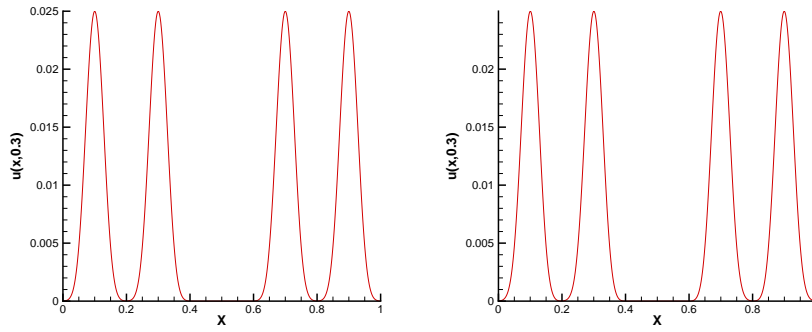


FIGURE 6. Plot of numerical solution by GFEM with Crank-Nicolson($\theta = 1/2$)(left) and by FDM with Crank-Nicolson($\theta = 1/2$)(right) schemes at time=0.3

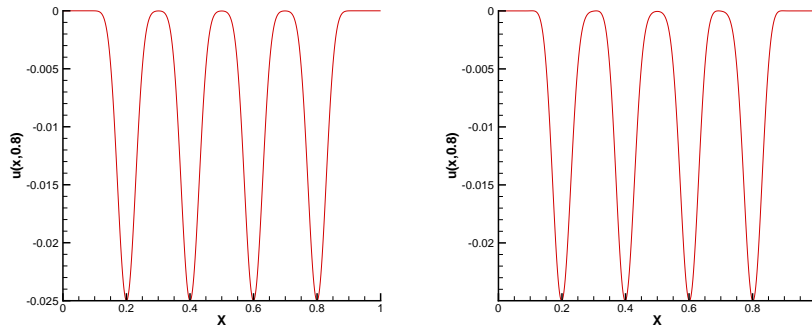


FIGURE 7. Plot of numerical solution by GFEM with Crank-Nicolson($\theta = 1/2$)(left) and by FDM with Crank-Nicolson($\theta = 1/2$)(right) schemes at time=0.8

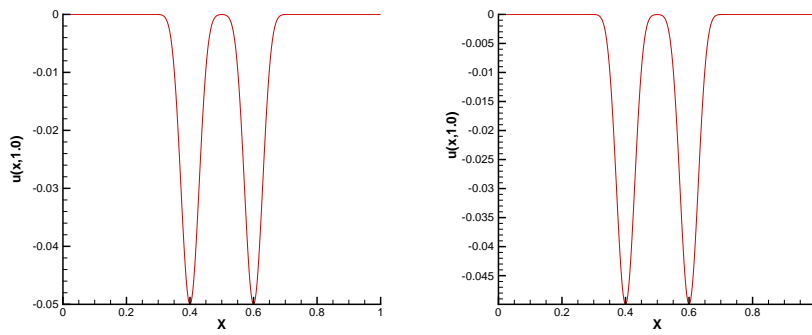


FIGURE 8. Plot of numerical solution by GFEM with Crank-Nicolson($\theta = 1/2$)(left) and by FDM with Crank-Nicolson($\theta = 1/2$)(right) schemes at time=1.0

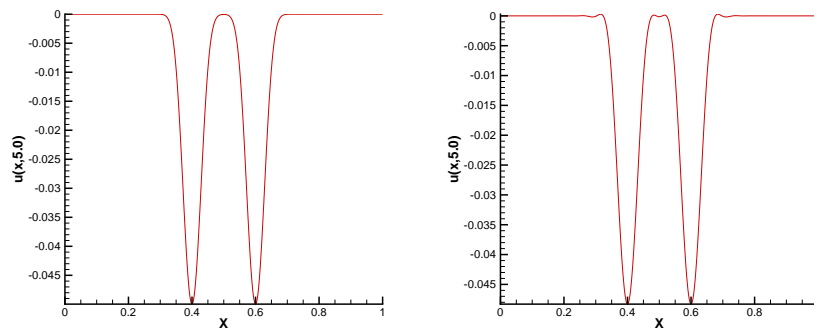


FIGURE 9. Plot of numerical solution by GFEM with Cranck-Nicolson($\theta = 1/2$)(left) and by FDM with Cranck-Nicolson($\theta = 1/2$)(right) schemes at time=5