

Calculation of PCAC mass with Wilson fermion using gradient flow

Atsushi Baba*, **Asobu Suzuki**

Graduate School of Pure and Applied Sciences, University of Tsukuba, Tsukuba, Ibaraki, 305-8571, Japan

E-mail: ababa@het.ph.tsukuba.ac.jp

Shinji Ejiri

Department of Physics, Niigata University, Niigata 950-2181, Japan

Kazuyuki Kanaya

Tomonaga Center for the History of the Universe, University of Tsukuba, Tsukuba, Ibaraki, 305-8571, Japan

Masakiyo Kitazawa

Department of Physics, Osaka University, Osaka 560-0043, Japan

J-PARC Branch, KEK Theory Center, Institute of Particle and Nuclear Studies, KEK, 203-1, Shirakata, Tokai, Ibaraki, 319-1106, Japan

Hiroshi Suzuki

Department of Physics, Kyushu University, 744 Motoooka, Nishi-ku, Fukuoka 819-0395, Japan

Yusuke Taniguchi

Center for Computational Science (CCS), University of Tsukuba, Tsukuba, Ibaraki, 305-8571, Japan

Takashi Umeda

Graduate School of Education, Hiroshima University, Higashihiroshima, Hiroshima 739-8524, Japan

We calculate the PCAC mass for $(2+1)$ flavor full QCD with Wilson-type quarks. We adopt the Small Flow-time eXpansion (SFtX) method based on the gradient flow which provides us a general way to compute correctly renormalized observables even if the relevant symmetries for the observable are broken explicitly due to the lattice regularization, such as the Poincaré and chiral symmetries. Our calculation is performed on heavy u, d quarks mass ($m_\pi/m_\rho \simeq 0.63$) and approximately physical s quark mass with fine lattice $a \simeq 0.07$ fm. The results are compared with those computed with the Schrödinger functional method.

37th International Symposium on Lattice Field Theory - Lattice2019

16-22 June 2019

Wuhan, China

*Speaker.

1. Introduction

Though the quark masses are fundamental parameters of QCD, they cannot be measured experimentally since quarks are confined in hadrons. Here, non-perturbative calculation by lattice QCD plays an important role to determine the quark masses. When we calculate the renormalized quark mass, the PCAC mass is often used. The PCAC mass is the quark mass parameter appearing in the PCAC relation, which is a chiral Ward-Takahashi identity given by

$$\langle 0 | \{ \partial_\mu A_\mu^a(x) + 2m_f P^a(x) \} \mathcal{O}(y) | 0 \rangle + \langle 0 | \delta_x^a \mathcal{O}(y) | 0 \rangle = 0, \quad (1.1)$$

where m_f is the PCAC mass and δ_x^a means the infinitesimal chiral transformation. Axial-vector current $A_\mu^a(x)$ and pseudo-scalar density $P^a(x)$ are defined by

$$A_\mu^a(x) = \bar{\psi}_f(x) \gamma_5 \gamma_\mu T^a \psi_f(x), \quad (1.2)$$

$$P^a(x) = \bar{\psi}_f(x) \gamma_5 T^a \psi_f(x), \quad (1.3)$$

and $\mathcal{O}(x)$ is an operator which we can set arbitrarily. When we set $\mathcal{O}(y) = P^a(y)$ and integrate over the spacial coordinates, we obtain a PCAC relation

$$\langle \partial_0 A_\mu^a(x_0) P^a(0) \rangle = -2m_f \langle P^a(x_0) P^a(0) \rangle, \quad (1.4)$$

with which we can calculate the PCAC mass by

$$m_f = - \frac{\langle \partial_0 A_0^a(x_0) P^a(0) \rangle}{2 \langle P^a(x_0) P^a(0) \rangle}. \quad (1.5)$$

Recently, a new use of the gradient flow method [1–4] was proposed to calculate correctly renormalized observables [5, 6]. The new method is called **Small Flow-time eXpansion (SFtX) method**. Making use of the finiteness of flowed operators, non-perturbative estimates of observables are extracted by taking a vanishing flow-time extrapolation. The SFtX method was first applied to evaluate the energy-momentum tensor for which the explicit violation of the Poincaré invariance on the lattice has been a hard obstacle in obtaining a non-perturbative estimate [7, 8].

Because the SFtX method is generally applicable to any observables including chiral observables [6], we are applying it to QCD with dynamical quarks [8, 9]. In this paper, we study the PCAC mass by the SFtX method in QCD with $(2+1)$ -flavors of improved Wilson quarks.

2. SFtX method

In this study, we adopt the simplest gradient flow for the gauge field [2]:

$$\partial_t B_\mu(t, x) = D_\nu G_{\nu\mu}(t, x), \quad B_\mu(0, x) = A_\mu(x), \quad (2.1)$$

where the field strength $G_{\nu\mu}$ and the covariant derivative D_ν are defined in terms of the flowed gauge field B_μ . The flow equations for quarks are given by [4]:

$$\partial_t \chi_f(t, x) = D^2 \chi_f(t, x), \quad \chi_f(0, x) = \psi_f(x), \quad (2.2)$$

$$\partial_t \tilde{\chi}_f(t, x) = \tilde{\chi}_f(t, x) \bar{D}^2, \quad \tilde{\chi}_f(0, x) = \bar{\psi}_f(x), \quad (2.3)$$

with $D_\mu \chi_f(t, x) = (\partial_\mu + B_\mu(t, x)) \chi_f$ and $\bar{\chi}_f(t, x) \bar{D}_\mu = \bar{\chi}_f(t, x) (\bar{\partial}_\mu - B_\mu(t, x))$.

In terms of the flowed fields, the correctly renormalized axial-vector current and pseudo-scalar density in the $\overline{\text{MS}}$ scheme at $\mu = 2 \text{ GeV}$ is given by [6]:

$$A_\mu^a(x) = \lim_{t \rightarrow 0} A_\mu^a(t, x) = \lim_{t \rightarrow 0} c_A(t) \varphi_f(t) \bar{\chi}_f(t, x) \gamma_5 \gamma_\mu T^a \chi_f(t, x), \quad (2.4)$$

$$P^a(x) = \lim_{t \rightarrow 0} P^a(t, x) = \lim_{t \rightarrow 0} c_S(t) \varphi_f(t) \bar{\chi}_f(t, x) \gamma_5 T^a \chi_f(t, x), \quad (2.5)$$

where the matching coefficients $c_A(t)$, $c_S(t)$ and fermion wave function renormalization factor $\varphi(t)$ are

$$c_A(t) = \left\{ 1 + \frac{\bar{g}^2(\mu')}{(4\pi)^2} \left[-\frac{3}{2} + \frac{4}{3} \ln 432 \right] \right\}, \quad (2.6)$$

$$c_S(t) = \left\{ 1 + \frac{\bar{g}^2(\mu')}{(4\pi)^2} \left[4 (\ln(2t\mu'^2) + \gamma_E) + 8 + \frac{4}{3} \ln 432 \right] \right\} \frac{\bar{m}_f(\mu')}{\bar{m}_f(2\text{GeV})}, \quad (2.7)$$

$$\varphi_f(t) = \frac{-6}{(4\pi)^2 t^2 \langle \bar{\chi}(t, x) \overleftrightarrow{D} \chi(t, x) \rangle}, \quad (2.8)$$

where $\bar{g}(\mu')$ and $\bar{m}(\mu')$ are running coupling and running mass in the $\overline{\text{MS}}$ scheme at the renormalization scale $\mu'(t)$, and γ_E is the Euler-Mascheroni constant. Then, the PCAC mass is given by

$$m_f = \lim_{t \rightarrow 0} m_f(t) = - \lim_{t \rightarrow 0} \frac{c_A(t) c_S(t) \varphi_f^2(t) \langle \partial_0 A_0^a(t, x_0) P^a(t, 0) \rangle}{2c_S^2(t) \varphi_f^2(t) \langle P^a(t, x_0) P^a(t, 0) \rangle}. \quad (2.9)$$

Final results of m_f should be independent of the scale $\mu'(t)$ as far as it is $O(1/\sqrt{t})$ to preserve the quality of the perturbation theory. A conventional choice is $\mu' = \mu_d(t) \equiv 1/\sqrt{8t}$, which is a natural scale of flowed observables because the gradient flow smears the fields over a physical extent of $\sim \sqrt{8t}$ [2]. Recently, a new choice was proposed by Harlander *et al.* as $\mu' = \mu_0(t) \equiv 1/\sqrt{2e^{\gamma_E} t}$ [10]. Because $\mu_0 \simeq 1.5\mu_d$, we expect that, in asymptotically free theories, the range of t in which the perturbative expansion is well applicable is extended towards larger t with the μ_0 -scale than the μ_d -scale. In a study of Ref. [11] on the energy momentum tensor and chiral observables in finite-temperature QCD, we found that the wider range of t with the μ_0 -scale is helpful in reducing systematic uncertainties from the $t \rightarrow 0$ extrapolation. We test the μ_0 -scale also in this study.

We evaluate Eq. (2.9) non-perturbatively by performing lattice simulations. The original procedure of the SFtX method is to take the continuum limit $a \rightarrow 0$ first, then the leading small- t correction to the flowed PCAC mass will be $m_f(t) = m_f + tA + O(t^2)$, where A is the contamination from dimension-five operators. In Refs. [8, 9], an alternative procedure to take $t \rightarrow 0$ limit before the continuum limit was proposed. To the leading order of $O(a^2)$ we will have additional contaminations like

$$m_f(t, a) = m_f(t) + O(a^2/t, a^2 T^2, a^2 m^2, a^2 \Lambda_{\text{QCD}}^2). \quad (2.10)$$

Among the $O(a^2)$ terms, the term $O(a^2/t)$ is singular in the $t \rightarrow 0$ extrapolation. We may avoid this difficulty by identifying a range of t , ‘‘linear window’’, a range of t in which terms like $O(a^2/t)$ and

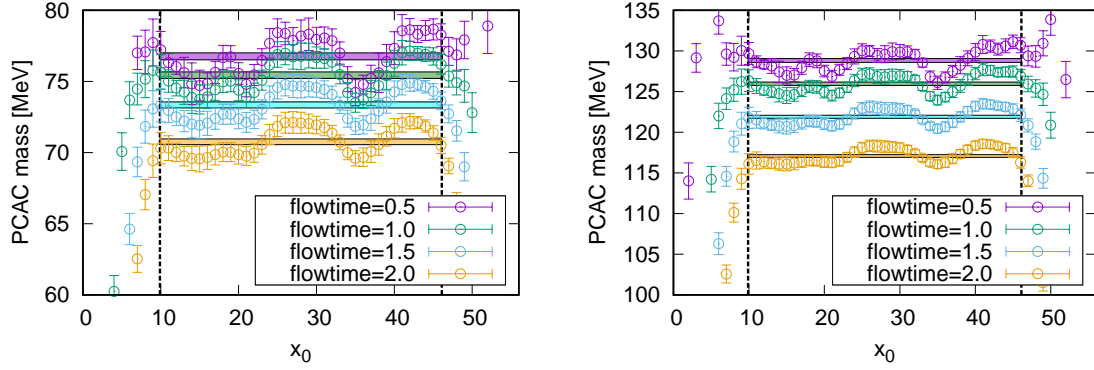


Figure 1: PCAC mass of u quark (**left**) and s quark (**right**) as function of the Euclidean time x_0 , at flow-time $t/a^2 = 0.5$ (violet), 1.0 (green), 1.5 (cyan) and 2.0 (yellow). The μ_0 -scale was adopted. Vertical lines indicate the range of constant fit. Fit range is the same for all flow-times. Errors are statistical only, estimated by the jackknife method.

$O(t^2)$ are not dominating, and taking a $t \rightarrow 0$ extrapolation using the data in the linear window. We may then evaluate the RHS of Eq. (2.9) by succeeding $a \rightarrow 0$ extrapolation to remove the remaining $O(a^2 T^2, a^2 m^2, a^2 \Lambda_{\text{QCD}}^2)$ lattice artifacts. We may check the validity of the linear windows by performing non-linear fits including $O(a^2/t)$ and $O(t^2)$ terms. The difference between the linear and non-linear fits gives an estimate of the systematic error due to the fit ansatz. See Ref. [8] for more details.

3. Lattice Setup

We study $(2+1)$ -flavor QCD adopting a non-perturbatively $O(a)$ -improved Wilson quark action and the RG-improved Iwasaki gauge action. We choose a set of CP-PACS+JLQCD configurations generated at $\beta = 2.05$ corresponding to $a \simeq 0.07$ fm, degenerate u, d quark mass corresponding to $m_\pi/m_\rho \simeq 0.63$, and almost physical s quark mass corresponding to $m_{\eta_{ss}}/m_\phi \simeq 0.74$ on a $28^3 \times 56$ lattice [12]. At this simulation point, the $O(a)$ -improvement of axial-vector current c_A is calculated by CP-PACS/JLQCD and ALPHA Collaborations as $c_A = -0.0272(18)$ [13]. We employ the 5-loop order β -function [14] and anomalous dimension [15] to calculate running coupling and running mass in matching coefficients $c_A(t)$ and $c_S(t)$.

In the study of Ref. [12], PCAC masses at each simulation points have been calculated by the Schrödinger functional method. The bare PCAC quark masses at the simulation point of this study using the same configurations are $am_{ud} = 0.02105(17)$ and $am_s = 0.03524(26)$, which correspond to

$$m_u^{SF} = 82.3 \pm 4.1, \quad m_s^{SF} = 137.9 \pm 6.8, \quad (3.1)$$

in MeV unit.

4. Numerical results

In Fig. 1, we show the PCAC mass for u and d quarks computed with the μ_0 -scale as function

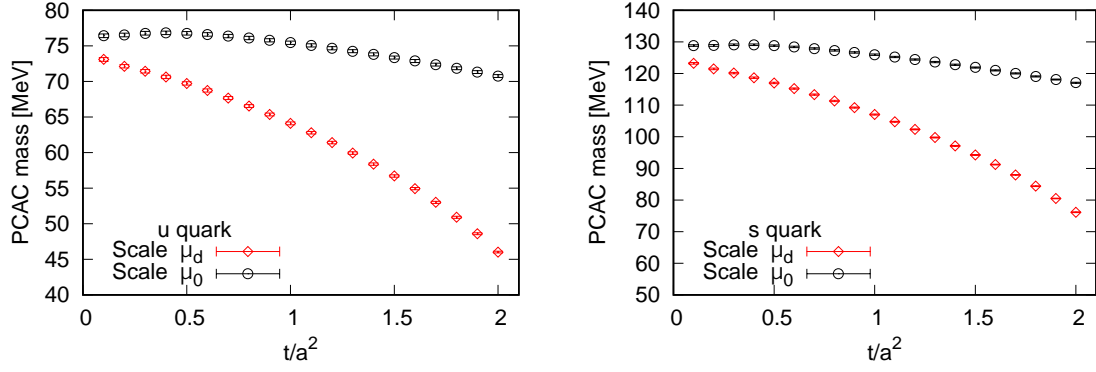


Figure 2: PCAC mass of u quark (**left**) and s quark (**right**) as function of the flow-time time t/a^2 . Red diamonds and black circles are the results of μ_d - and μ_0 -scales, respectively.

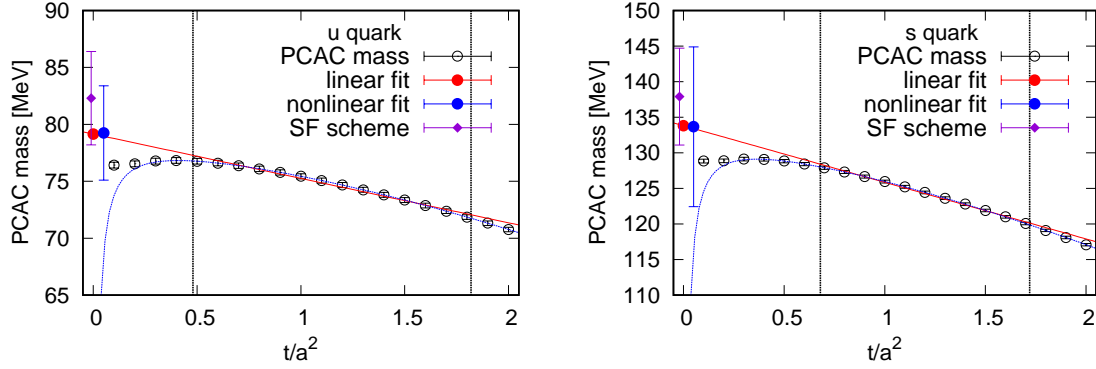


Figure 3: PCAC mass of u quark (**left**) and s quark (**right**) as function of flow-time. The μ_0 -scale is adopted. Vertical lines indicate the linear window we adopt. We take $t \rightarrow 0$ extrapolation by a linear fit (red) and estimate the systematic error by the difference from the result of non-linear fit (blue). The violet diamond at $t/a^2 \sim 0$ is the PCAC mass evaluated by the Schrödinger functional method [12].

of Euclidean time at four different flow-times. We perform constant fits at each flow-time within the range indicated by the vertical lines. We use the same fit range for all flow-times. The results of the fits are shown by colored bands. The errors of the constant fits are statistical only, estimated using the jackknife method.

In Fig. 2, we show the PCAC mass as function of flow-time. Red diamonds and black circles are the results with μ_d - and μ_0 -scales, respectively. We see that, with the conventional μ_d -scale, it is not well unambiguous to identify a linear window due to the bend at large t , and thus the $t \rightarrow 0$ extrapolation is sensitive to the choice of linear window. On the other hand, with the μ_0 -scale, we see a linear behavior in a wider range of t , which enables us to carry out a much more stable and reliable $t \rightarrow 0$ extrapolation of Eq. (2.9). We thus adopt the μ_0 -scale to calculate the PCAC masses.

The results of PCAC masses with μ_0 -scale are summarized in Fig. 3 as function of flow-time t/a^2 for the u quark (left panel) and for the s quark (right panel). We identify linear windows as follows: First of all, we require the flow-time to satisfy $a \leq \sqrt{8t} \leq \min(N_t a/2, N_s a/2)$, *i.e.*, the smearing range $\sqrt{8t}$ by the gradient flow should be larger than the minimal lattice separation

to make the smearing effective, and smaller than the half of the smallest lattice extent to avoid finite-size effects due to overlapped smearing. We then look for a range of t in which terms linear in t look dominating, and try linear extrapolation with various choices of the fitting range. We then select a (temporally) best linear fit whose fitting range is the widest under the condition that χ^2/N_{dof} is smaller than a cutoff value. In this study, due to limitation of the statistics, we disregard correlations among data at different t . Thus the absolute value of χ^2/N_{dof} does not have a strong sense — we vary the cutoff value widely. In this study, consulting the stability of the fit results, we choose 1.0 as the cutoff value for PCAC mass. The linear window we adopt is shown by the two vertical lines in Fig. 3.

To confirm the validity of the linear window and to estimate a systematic error due to the fit ansatz, we also make additional non-linear fit of the form $m_f(t, a) = m_f + tA + t^2B + \frac{a^2}{t}C$, using the data within the linear window. Results of linear and non-linear fits are shown by red and blue lines in Fig. 3. We adopt the results of the linear fits as central values and take the difference between the two fits as an estimate of the systematic error due to the fit ansatz. Our results of the PCAC masses are

$$m_u^{\text{SFtX}} = 79.14 \pm 0.19, \quad m_s^{\text{SFtX}} = 133.81 \pm 0.24, \quad (4.1)$$

in MeV unit, where statistical error and systematic error due to fit ansatz are included.

5. Summary and outlook

We studied PCAC mass in lattice QCD with $(2+1)$ -flavors of dynamical Wilson quarks. Non-perturbative renormalization is carried out by the SFtX method based on the gradient flow. Our calculation was performed at heavy u, d quarks mass ($m_\pi/m_\rho \simeq 0.63$) and approximately physical s quark mass on a fine lattice with $a \simeq 0.07$ fm. As the renormalization scale in the SFtX method, we adopt the recently proposed μ_0 -scale. We found that the μ_0 -scale is helpful to reduce uncertainty in the $t \rightarrow 0$ extrapolation.

Our results for the PCAC masses for u (or d) quark and s quark are given in Eq. (4.1). These are consistent with the results of conventional Schrödinger functional method, Eq. (3.1), obtained on the same configurations. By virtue of the gradient flow, statistical error is well suppressed compared with the results of the Schrödinger functional method.

We are extending the study to $(2+1)$ -flavor QCD with physical u, d and s quarks [11]. To obtain final results, we also have to repeat the calculation at different lattice spacings to carry out the continuum extrapolation.

Acknowledgments

This work was in part supported by JSPS KAKENHI Grant Numbers JP19K03819, JP19H05146, JP19H05598, JP18K03607, JP17K05442 and JP16H03982. This research used computational resources of COMA, Oakforest-PACS, and Cygnus provided by the Interdisciplinary Computational Science Program of Center for Computational Sciences, University of Tsukuba, K and other computers of JHPCN through the HPCI System Research Projects (Project ID:hp17208, hp190028, hp190036) and JHPCN projects (jh190003, jh190063), OCTOPUS at Cybermedia Center, Osaka

University, and ITO at R.I.I.T., Kyushu University. The simulations were in part based on the lattice QCD code set Bridge++ [16].

References

- [1] R. Narayanan and H. Neuberger, *JHEP* **0603**, 064 (2006)
- [2] M. Lüscher, *JHEP* **1008**, 071 (2010), Erratum: [*JHEP* **1403**, 092 (2014)]
- [3] M. Lüscher and P. Weisz, *JHEP* **1102**, 051 (2011)
- [4] M. Lüscher, *JHEP* **1304**, 123 (2013)
- [5] H. Suzuki, *PTEP* **2013**, 083B03 (2013), Erratum: [*PTEP* **2015**, 079201 (2015)]
- [6] T. Endo, K. Hieda, D. Miura and H. Suzuki, *PTEP* **2015**, 053B03 (2015)
- [7] M. Kitazawa, T. Iritani, M. Asakawa, T. Hatsuda and H. Suzuki, *Phys. Rev. D* **94**, 114152 (2016)
- [8] Y. Taniguchi, S. Ejiri, R. Iwami, K. Kanaya, M. Kitazawa, H. Suzuki, T. Umeda and N. Wakabayashi, *Phys. Rev. D* **96**, 014509 (2017)
- [9] Y. Taniguchi, K. Kanaya, H. Suzuki and T. Umeda, *Phys. Rev. D* **95**, 054502 (2017)
- [10] R.V. Harlander, Y. Kluth and F. Lange, *Eur. Phys. J. C* **78**, 944 (2018)
- [11] K. Kanaya, A. Baba, A. Suzuki, S. Ejiri, M. Kitazawa, H. Suzuki, Y. Taniguchi and T. Umeda, PoS (Lattice2019) 088. [arXiv:1910.13036 [hep-lat]]
- [12] T. Ishikawa, S. Aoki, M. Fukugita, S. Hashimoto, K-I. Ishikawa, N. Ishizuka, Y. Iwasaki, K. Kanaya, T. Kaneko, Y. Kuramashi, M. Okawa, Y. Taniguchi, N. Tsutsui, A. Ukawa, N. Yamada and T. Yoshie (CP-PACS and JLQCD Collaborations), *Phys. Rev. D* **78**, 011502(R) (2008)
- [13] T. Kaneko, S. Aoki, M. Della Morte, S. Hashimoto, R. Hoffmann and R. Sommer (CP-PACS/JLQCD and ALPHA Collaborations), *JHEP* **0704** (2007) 092
- [14] P.A. Baikov, K.G. Chetyrkin and J.H. Kühn, *Phys. Rev. Lett.* **118**, 082002 (2017)
- [15] P.A. Baikov, K.G. Chetyrkin and J.H. Kühn, *JHEP* **1410** (2014) 076
- [16] http://bridge.kek.jp/Lattice-code/index_e.html