

On anomalous conformal Ward identities for Wilson loops on polygon-like contours with circular edges

Harald Dorn ¹

*Institut für Physik und IRIS Adlershof, Humboldt-Universität zu Berlin,
Zum Großen Windkanal 6, D-12489 Berlin, Germany*

Abstract

We derive the anomalous conformal Ward identities for $\mathcal{N} = 4$ SYM Wilson loops on polygon-like contours with edges formed by circular arcs. With a suitable choice of parameterisation they are very similar to those for local correlation functions. Their solutions have a conformally covariant factor depending on the distances of the corners times a conformally invariant remainder factor depending, besides on cross ratios of the corners, on the cusp angles and angles parameterising the torsion of the contours.

¹dorn@physik.hu-berlin.de

1 Introduction

Soon after the renormalisation of pure Wilson loops or lines [1–5], the renormalisation and short distance properties of operator insertions into Wilson loops as well as of nonlocal gauge invariant gluonium and hadron operators have been studied [4, 6–11]. In comparison to smooth contours, cusps or self-crossings of the contour require additional renormalisation. Using a one-dimensional auxiliary field living on the contour [4, 5, 9], one can formulate both the presence of cusps and self-crossings as well as the insertion of additional operators in the language of correlation functions of local composites on the contour.

Besides their importance for the formal theory, operator insertions into Wilson loops play a crucial role also in the theory of parton distributions one needs in phenomenology.²

In particular since the invention of AdS-CFT duality [14], a huge amount of activity has been devoted to the $\mathcal{N} = 4$ supersymmetric Yang Mills theory with its high degree of symmetry as superconformal invariance, integrability and access to the strong coupling regime. One aspect related to the present paper concerns the study of operator insertions in the Maldacena-Wilson loop [15] along straight lines or circles [16–20]. A complementary setting is connected with the duality between scattering amplitudes and Wilson loops [21]. Here one needs Wilson loops for polygons with light-like edges. One has to study not a given fixed contour with varying insertion points on it, but a contour determined by its special points, the corners of a light-like polygon.

Only recently a generalisation to another case with a Wilson loop contour fixed by the position of its cusp points plus a finite number of parameters has been studied, a triangle with circular edges [22, 23] in a plane. As a result they get a dependence on the three corner points as for a three point correlator of local composites with conformal dimensions equal to the cusp anomalous dimensions. Instead of the structure constant for the three local operators there appears a three cusp structure function, which is a new function of the three cusp angles.

The aim of our paper is to fully exploit conformal properties to constrain the structure of Wilson loops for arbitrary polygon-like contours with edges made of circular arcs, either in full 4D Euclidean spacetime or in two- or three-dimensional Euclidean subspaces of 4D Minkowski space. We consider $\mathcal{N} = 4$ SYM, but leave it open to have in mind either ordinary Wilson loops or their supersymmetric extensions [15]. The resulting structure will be the same, only the relevant cusp anomalous dimensions differ. Our strategy will closely follow [24] in deriving the appropriate anomalous conformal Ward identities. While for the light-like polygons studied in [24] only cross ratios formed out of corner points are available as conformal invariant parameters, we will have to identify and handle a larger set of conformal invariants.

The paper is organised as follows. In section 2 we derive the anomalous conformal Ward identities for our circular N -gons. For large enough N it will turn out that the number of metrical parameters and the number of conformal parameters, needed in

²Instead giving a list of references we cite only two recent papers [12, 13] and refer to further citations therein.

addition to those for the set of corners, are equal. Section 3 is devoted to this generic case. The exceptional cases $N = 2, 3, 4$ are treated in Section 4. We conclude with section 5 and have put various technical details in four appendices.

2 Derivation of the anomalous conformal Ward identities

The contours under consideration are polygon-like with edges made of circular arcs. Their geometry is fixed by the set of corner points (vertices) $\{x_j\}$ and the set of centers for the circular arcs $\{z_j\}$, $j = 1 \dots N$. We will call the transition from the set of corners to the complete circular N -gon as dressing. There is a constraint

$$(x_j - z_j)^2 = (x_{j+1} - z_j)^2, \quad (1)$$

and the radii of the arcs are given by

$$R_j = |x_j - z_j|. \quad (2)$$

We start with the anomalous Ward identities for dilatations and special conformal transformations for Wilson loops in dimensionally regularised $\mathcal{N} = 4$ SYM as derived in [24]

$$\mathcal{D} \log \langle \mathbf{W}_\epsilon \rangle = -\frac{2i\epsilon}{g^2 \mu^{2\epsilon}} \int dx^{4-2\epsilon} \frac{\langle \mathcal{L}(x) \mathbf{W}_\epsilon \rangle}{\langle \mathbf{W}_\epsilon \rangle}, \quad (3)$$

$$\mathcal{K}^\nu \log \langle \mathbf{W}_\epsilon \rangle = -\frac{4i\epsilon}{g^2 \mu^{2\epsilon}} \int dx^{4-2\epsilon} x^\nu \frac{\langle \mathcal{L}(x) \mathbf{W}_\epsilon \rangle}{\langle \mathbf{W}_\epsilon \rangle}. \quad (4)$$

For smooth contours the integrals on the r.h.s. of both equations are finite for $\epsilon \rightarrow 0$. Then the whole r.h.s. vanishes in the limit and restores conformal invariance. In the presence of cusps between spacelike edges the integrals have simple poles in ϵ , and there remain anomalous terms on the r.h.s..

The further analysis in [24] is tailored for polygons with lightlike edges where the presence of simple *and* double poles in $\log \mathbf{W}_\epsilon$ requires a more involved discussion.

Instead we can use ³

$$\log \langle \mathbf{W}_\epsilon \rangle = \log Z + \log \langle \mathbf{W} \rangle, \quad (5)$$

$$\log Z = -\frac{1}{\epsilon} \int \frac{\gamma(g)}{g} dg, \text{ i.e. } \mathcal{D} \log Z = 0, \mathcal{K}^\nu \log Z = 0, \quad (6)$$

$$\gamma(g) = \sum_{j=1}^N \Gamma_j, \quad (7)$$

and continue with a combination of the standard RG equation⁴ and dimensional analysis

$$\mathcal{D} \log \langle \mathbf{W} \rangle = -\sum_{j=1}^N \Gamma_j. \quad (8)$$

³ $\Gamma_j = \Gamma(\alpha_j, g)$ denotes the cusp anomalous dimension for the cusp with opening angle α_j at x_j .

⁴ We have vanishing β -function in $\mathcal{N} = 4$ SYM.

Comparing this with (3), using (5),(6), and taking into account that the UV divergent contribution to the integral is located at the points $x = x_j$, one gets in the limit $\epsilon \rightarrow 0$

$$\sum_{j=1}^N \Gamma_j \delta(x - x_j) = \frac{2i\epsilon}{g^2 \mu^{2\epsilon}} \frac{\langle \mathcal{L}(x) \mathbf{W}_\epsilon \rangle}{\langle \mathbf{W}_\epsilon \rangle} . \quad (9)$$

For the renormalised Wilson loop this implies with (6) after insertion of (9) into (4)

$$\mathcal{K}^\nu \log \langle \mathbf{W} \rangle = -2 \sum_{j=1}^N x_j^\nu \Gamma_j . \quad (10)$$

The advantage of this equation for practical applications crucially depends on the choice of variables used to specify the contour of the Wilson loop. The first naive possibility would be

$$\langle \mathbf{W} \rangle = W(\{x\}, \{z\}) . \quad (11)$$

For the corner points x_j we can use the standard infinitesimal transformation $(\mathcal{K}^\nu x)^\mu = 2x^\nu x^\mu - x^2 \delta^{\mu\nu}$. However, in generic cases, under conformal transformations the center of the image of a circle is not the image of the original center. A detailed discussion of this issue one can find in appendix A. From there, see (45), we get for a center of a circle

$$(\mathcal{K}^\nu z)^\mu = 2z^\nu z^\mu - z^2 \delta^{\mu\nu} - 2R^2 n^\mu n^\nu + R^2 \delta^{\mu\nu} , \quad (12)$$

where R and n are radius and unit normal direction to the plane in which the circle is located.⁵

Then (10) appears as

$$\begin{aligned} \sum_{j=1}^N \left(2x_j^\nu x_j \partial_{x_j} - x_j^2 \partial_{x_j}^\nu + 2z_j^\nu z_j \partial_{z_j} - (z_j^2 - R_j^2) \partial_{z_j}^\nu - 2R_j^2 n_j^\nu n_j \partial_{z_j} \right) \log W(\{x\}, \{z\}) \\ = -2 \sum_{j=1}^N x_j^\nu \Gamma_j . \end{aligned} \quad (13)$$

It is hard to disentangle some explicit constraints on the function $W(\{x\}, \{z\})$ out of this version.

As further input, as in the case of local correlation functions, one should use unbroken Poincaré invariance. The metrical properties of the set of corners depend only on the distances

$$D_{ij} = |x_i - x_j| , \quad (14)$$

and one can apply the well-known

$$\mathcal{K}^\nu D_{ij} = (x_i^\nu + x_j^\nu) D_{ij} . \quad (15)$$

⁵This is for 3D. In 4D there appear two normals.

Then a complete set of variables for our Wilson loops, which in 3D immediately intrudes oneself, is $\{D_{ij}, R_j, \alpha_j\}$. The cusp angles α_j are invariant. The transformation law of the D_{ij} contains only the distances themselves and the corners x_j , which anyway are needed to fit their appearance on the r.h.s. of (10). But the transformation of the radii, see appendix A (46), contains the centers of the circles which are fixed by a nontrivial function of D_{ij}, R_j, α_j .

Let us look in the next section for a more convenient choice of variables.

3 Anomalous conformal Ward identities in the generic case $N \geq D + 1$

In appendix B we present a detailed counting of variables fixing with respect to their metrical and conformal properties both the set of corners $\{x_j\}$ as well as our complete polygons $\{x_j, z_j\}$. As found in (51), the number of variables needed for dressing the set of corners to the full circular N -gon is both in the metric as well as the conformal case equal to $N(D - 1)$. Therefore, we should parameterize our Poincaré invariant Wilson loop from the start by the distances between the corner points and the $N(D - 1)$ conformal dressing invariants. Clearly, N of these invariants are the cusp angles α_j . The other $N(D - 2)$ conformal invariants are torsion angles $\beta_{a,j}$, $a = 1, \dots, D - 2$, $j = 1, \dots, N$. They will be specified below.

For the moment we continue with

$$\langle \mathbf{W} \rangle = W(\{x_j\}, \{z_j\}) = \mathcal{W}(\{D_{ij}\}, \{\alpha_j\}, \{\beta_{a,j}\}) \quad (16)$$

and get from (10) and (15)

$$\sum_{i < j} (x_i^\nu + x_j^\nu) D_{ij} \frac{\partial}{\partial D_{ij}} \log \mathcal{W}(\{D_{ij}\}, \{\alpha_j\}, \{\beta_{a,j}\}) = -2 \sum_{j=1}^N x_j^\nu \Gamma_j. \quad (17)$$

The general solution of this equation is ⁶

$$\langle \mathbf{W} \rangle = \mathcal{W} = \Omega(\{c\}, \{\alpha\}, \{\beta\}) \prod_{i < j} D_{ij}^{m_{ij}}, \quad (18)$$

where Ω is a function of the cusp and torsion angles as well as of the independent cross ratios $\{c\}$ formed out of the set $\{D_{ij}\}$. The m_{ij} depend only on the cusp angles $\{\alpha\}$ ⁷ and have to obey $m_{ij} = m_{ji}$ and

$$\sum_{j \neq i} m_{ij} = -2\Gamma_i. \quad (19)$$

⁶We suppress here and below a factor $\mu^{\sum \Gamma_j}$ necessary to fit the correct engineering dimension (with μ as RG scale).

⁷According to common belief the cusp anomalous dimension depends on the cusp angle only. In weak coupling perturbation theory this is well established. Using AdS/CFT it has been proven at strong coupling for the general planar case [25]. To my knowledge there is still lacking an explicit proof in the presence of torsion.

We found a structure very similar to that for correlation functions of local operators with conformal dimension Γ_j at points x_j . There the remainder factor multiplying the powers of the D_{ij} depends only on the cross ratios. Here this factor depends in addition on the cusp and torsion angles, but on nothing else.

We still have to explain the torsion angles. In the planar case $D = 2$ the metric structure is fixed by the corner distances D_{ij} and the cusp angles. Going to higher dimensions, the circular polygon can wind out of a given plane. Concerning the metrical issues one could describe this by angles relative to planes. But under conformal transformations planes are not mapped to planes in general. To choose from the beginning additional variables which are conformally invariant, one has to rely on angles to circles and spheres.

Let us discuss the case $D = 3$ in detail and make some comments on $D = 4$ afterwards. In fig.1 we present a generic piece of a circular polygon between five consecutive corners and circumcircles for three triangles with corners, which are consecutive on the polygon. Since circles are mapped to circles, all angles at the central corner of fig.1 are conformally invariant. What are the correlations between these




Figure 1: *In black is shown a generic piece of our contours (between corners $x_{j-2}, x_{j-1}, x_j, x_{j+1}, x_{j+2}$). The circumcircle $\{x_{j-1}, x_j, x_{j+1}\}$ appears in red and the circumcircles $\{x_{j-2}, x_{j-1}, x_j\}$ and $\{x_j, x_{j+1}, x_{j+2}\}$ in blue.*

angles and which ones are sufficient to describe the dressing of the corner set by the circular edges? In fig.2 we show the unit tangent vectors of the three circumcircles

and the two circular edges meeting at x_j . The circumcircles are fixed by the corners. To fix in addition the circular edge $\{x_j, x_{j+1}\}$, it is sufficient to know the direction of its tangent relative that of the circumcircles. From the metrical data of the set of corners one can reconstruct the angle to the straight line between x_j and x_{j+1} which fixes the radius of the circular edge. Together with the known direction this fixes then also the position of its center z_j .

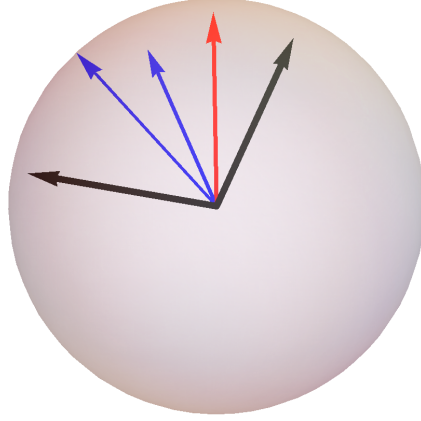


Figure 2: *The unit sphere at a corner x_j with five directions corresponding to the three circumcircles and the two polygon edges as in the previous figure. Note that the numerics of both figures is not tuned.*

Let us introduce a short hand notation for the circumcircles $cc_j = \{x_{j-1}, x_j, x_{j+1}\}$, $cc_j^+ = \{x_j, x_{j+1}, x_{j+2}\}$, $cc_j^- = \{x_{j-2}, x_{j-1}, x_j\}$. Now we start at x_j and fix the edge $\{x_{j-1}, x_j\}$ by the angles $\angle(\{x_{j-1}, x_j\}, cc_j)$ and $\angle(\{x_{j-1}, x_j\}, cc_j^-)$.

Then we fix the edge $\{x_j, x_{j+1}\}$ by the angles

$$\alpha_j = \angle(\{x_j, x_{j-1}\}, \{x_j, x_{j+1}\}) , \quad (20)$$

$$\beta_j = \angle(\{x_j, x_{j+1}\}, cc_j) . \quad (21)$$

In this manner we continue along the circular polygon, fixing all edges by the cusp angles α_j and the torsion angles β_j , defined by (21) at each corner x_j as the angle to the corresponding red circumcircle cc_j . Reaching corner x_{j-1} we have to remember that the edge $\{x_{j-1}, x_j\}$ has been fixed already at the beginning of our tour along the polygon. But from fig.1 it is obvious that

$$\angle(\{x_j, x_{j-1}\}, cc_j) = \angle(\{x_{j-1}, x_j\}, cc_{j-1}^+) , \quad (22)$$

$$\angle(\{x_j, x_{j-1}\}, cc_j^-) = \angle(\{x_{j-1}, x_j\}, cc_{j-1}) = \beta_{j-1} . \quad (23)$$

Since at the corner x_{j-1} the r.h.s. of (22) can be expressed in terms of α_{j-1} and β_{j-1} , we altogether have shown that our circular polygons, up to Poincaré transformations, are fixed by the set of variables $\{D_{ij}, \alpha_j, \beta_j\}$, confirming (18).

Concerning the conformal analysis of contours, we have found in the mathematical literature only papers on smooth contours, see [26] and references therein. In analogy to the description of metrical invariants by the Frenet formulas, they introduce conformal length, conformal curvature and conformal torsion, see appendix C. In their language an edge of our polygons is a conformal vertex, the conformal length stays constant. It would be interesting to fit our conformal description of piecewise smooth contours to that of smooth contours by allowing distributional conformal curvature etc.

We close this section with a comment on $D = 4$. While, as just discussed, in $D = 3$ the direction of one of the black arrows in fig.2 is fixed by the angle to the other black arrow (α_j) and the angle to the red arrow ($\beta_j = \beta_{1,j}$), in $D = 4$ one needs in addition the angle to one of the blue arrows ($\beta_{2,j}$).

4 The exceptional cases $N < D + 1$

According to the tables in appendix B, the circular two-gon has three metrical invariants in $D = 2$, and four in higher dimensions. We take D_{12}, R_1, R_2 and the cusp angle α , understanding that in a plane α is fixed by the other three variables. The set of the two corners defines no plane or circumcircle as used for higher N-gons to describe torsion. In all dimensions our two-gons have one conformal invariant, it is of course the cusp angle $\alpha = \alpha_1 = \alpha_2$.

Due to Poincaré invariance we can start from

$$\langle \mathbf{W}_2 \rangle = W_2(x_1, x_2, z_1, z_2) = \mathcal{W}_2(D_{12}, R_1, R_2, \alpha) \quad (24)$$

and get with (15) and (46) as anomalous conformal Ward identity (note $\Gamma_1 = \Gamma_2 = \Gamma$)

$$\left(\sum_{j=1,2} 2z_j^\nu R_j \frac{\partial}{\partial R_j} + (x_1^\nu + x_2^\nu) D_{12} \frac{\partial}{\partial D_{12}} \right) \log \mathcal{W}_2 = -2(x_1^\nu + x_2^\nu) \Gamma. \quad (25)$$

The solution is $\log \mathcal{W}_2 = -2\Gamma \log D_{12} + \log \omega_2$ where $\log \omega_2$ now obeys the homogeneous variant of (25). Using translation invariance to put $z_2 = 0$ one gets

$$\left(2z_1^\nu R_1 \frac{\partial}{\partial R_1} + (x_1^\nu + x_2^\nu) D_{12} \frac{\partial}{\partial D_{12}} \right) \log \omega_2(D_{12}, R_1, R_2, \alpha) = 0. \quad (26)$$

In a generic case in $D > 2$, rotation invariance can be used to get e.g. $z_1^1 = 0$ and $x_1^1 + x_2^1 \neq 0$ or vice versa. This implies that ω_2 does not depend on D_{12} and R_1 , and then for symmetry reasons also not on R_2 .

In the case $D = 2$ the points $z_1, (x_1 + x_2)/2, z_2$ are located on a straight line, thus obstructing the argument just given. But then, since α is fixed by D_{12}, R_1, R_2 , the function ω_2 can be treated from the beginning as $\omega_2(D_{12}, R_1, \alpha)$. Dimensional analysis then yields $D_{12} \partial_{D_{12}} = -R_1 \partial_{R_1}$, and in combination with (26) we get for ω_2 again independence of D_{12} and of the radii.

In conclusion we found for the circular two-gon in arbitrary dimensions

$$\langle \mathbf{W}_2 \rangle = \mathcal{W}_2 = D_{12}^{-2\Gamma} \omega_2(\alpha) . \quad (27)$$

The circular triangle in $D = 2$ still belongs to the generic case of the previous section. There are three conformal invariants, the cusp angles., hence we get

$$\mathcal{W}_3 = D_{12}^{\Gamma_3 - \Gamma_1 - \Gamma_2} D_{23}^{\Gamma_1 - \Gamma_2 - \Gamma_3} D_{13}^{\Gamma_2 - \Gamma_1 - \Gamma_3} \Omega_3(\alpha_1, \alpha_2, \alpha_3) , \quad \text{for } D = 2 . \quad (28)$$

For a detailed discussion of the conformal triangle geometry in $D = 3$ we have added appendix D. From there, as well from the tables in appendix B, we know 5 invariants, i.e. 3 cusp and 3 torsion angles with one closing constraint (61). For fixing the Poincaré invariant structure, we need 6 variables in addition to the distances of the corners. Then, similar to the two-gon discussion above, we have to study a function of the distances and e.g. $R_1, \alpha_1, \alpha_2, \alpha_3, \beta_1, \beta_2$, which solves the homogeneous (unbroken) version of the Ward identity

$$\left(2z_1^\nu R_1 \partial_{R_1} + \sum_{i < j} (x_i^\nu + x_j^\nu) D_{ij} \partial_{D_{ij}} \right) \log \omega_3(\{D_{ij}\}, R_1, \alpha_1, \alpha_2, \alpha_3, \beta_1, \beta_2) = 0 . \quad (29)$$

After a translation by $-z_1$ the derivative w.r.t. R_1 no longer contributes, and we have a homogeneous system of three linear equations for the derivatives w.r.t. the distances. Its coefficient determinant is equal to the scalar triple product $(x_1 + x_2 - 2z_1) \cdot ((x_2 + x_3 - 2z_1) \times (x_1 + x_3 - 2z_1))$ and generically different from zero. Hence the derivatives w.r.t. the distances are all zero. Using this in the unshifted version of (29) one concludes, that also the derivative of ω_3 w.r.t. R_1 is zero. As a consequence this yields the structure

$$\mathcal{W}_3 = D_{12}^{\Gamma_3 - \Gamma_1 - \Gamma_2} D_{23}^{\Gamma_1 - \Gamma_2 - \Gamma_3} D_{13}^{\Gamma_2 - \Gamma_1 - \Gamma_3} \omega_3(\alpha_1, \alpha_2, \alpha_3, \beta_1, \beta_2) , \quad \text{for } D = 3 . \quad (30)$$

In a similar way, for a circular triangle in $D = 4$ we have to handle the gap between 6 conformal invariants and 8 metrical variables for dressing the set of corners. Then one can argue that the derivatives of $\hat{\omega}_3(\{D_{ij}\}, R_1, R_2, \alpha_1, \alpha_2, \alpha_3, \beta_1, \beta_2, \beta_3)$ w.r.t. the D_{ij}, R_1 and R_2 are zero if the vectors $z_2 - z_1, x_1 + x_2 - 2z_1, x_2 + x_3 - 2z_1, x_1 + x_3 - 2z_1$ are linearly independent, i.e. in the generic $4D$ case. Hence we get

$$\mathcal{W}_3 = D_{12}^{\Gamma_3 - \Gamma_1 - \Gamma_2} D_{23}^{\Gamma_1 - \Gamma_2 - \Gamma_3} D_{13}^{\Gamma_2 - \Gamma_1 - \Gamma_3} \hat{\omega}_3(\alpha_1, \alpha_2, \alpha_3, \beta_1, \beta_2, \beta_3) , \quad \text{for } D = 4 . \quad (31)$$

In dimensions up to four, the circular tetragon in $D = 4$ is the last exceptional case. According to the last table in appendix B one needs 12 metrical invariants for dressing, but has only 11 conformal invariants. Similar to the triangle case in $D = 3$ there is obviously a constraint among the angles

$$F(\alpha_1, \dots, \alpha_4, \beta_{1,1}, \dots, \beta_{1,4}, \beta_{2,1}, \dots, \beta_{2,4}) = 0 . \quad (32)$$

One gets for $D = 4$

$$\mathcal{W}_4 = \prod_{1 \leq i < j \leq 4} D_{ij}^{m_{ij}} \omega_4(\{c\}, \{\alpha_{j=1,\dots,4}\}, \{\beta_{1,j=1,\dots,4}\}, \{\beta_{2,j=1,\dots,3}\}) , \quad (33)$$

with m_{ij} obeying (19) and $\{c\} = \left\{ \frac{D_{12}^2 D_{34}^2}{D_{13}^2 D_{24}^2}, \frac{D_{14}^2 D_{23}^2}{D_{13}^2 D_{24}^2} \right\}$.

5 Conclusions

Our main result are the anomalous conformal Ward identities for Wilson loops on polygons with circular edges in the form of (17). Due to skilfully chosen parameterisation they look exactly like the corresponding identities for usual local correlation functions of composite operators with given conformal dimensions sitting just on the points x_j , where the corners of our Wilson loop contours are located. Then the solutions to these identities have the same structure. They are given in both cases by a conformally covariant factor composed out of powers of distances $|x_i - x_j|$ times a conformally invariant remainder factor, depending in the case of local correlation functions on the cross ratios formed out of the x_j , but depending in the case of the Wilson loops on the same cross ratios *and* cusp and torsion angles.

While the general strategy for the derivation of the identities followed standard reasoning and [24], on the technical level we had to make some effort to find the most convenient set of variables to parameterise our polygons. Besides the obvious distances between the corner points and the cusp angles we found a way to describe the contours torsion freedom. We did it via angles between the edges and circumcircles fixed by the corresponding corner points and their neighbours. We also discussed subtleties concerning the number of all these variables in dependence on the dimension D and the number of corners N .

Our detailed discussion concerned only Wilson loops where nonzero conformal dimensions are generated by the UV renormalisation enforced by the presence of cusps. However, it is straightforward to apply our formulas also to the case where at the locations of the cusps additional local operators are inserted. Then the Γ_j in (17) no longer stand for the cusp anomalous dimension $\Gamma(\alpha_j)$, but for the complete (engineering + quantum correction) conformal dimension $\Gamma_j(\alpha_j)$ of the operator number j , dressed by the presence of the Wilson loop.

For further work it would be interesting to identify dependence of the remainder factor on torsion angles by explicit calculations. Another interesting issue is the generalisation of our discussion to Maldacena-Wilson loops which, in addition, at the corners have a discontinuity in their coupling to the scalars. Then one has to parameterise some kind of torsion in S^5 and to fully exploit superconformal invariance analysis.

Acknowledgement:

I thank George Jorjadze for useful discussions and the Quantum Field and String Theory group at Humboldt University for kind hospitality.

Appendix A: Conformal maps of circular arcs

Here we discuss the mapping of a circular arc with radius R between two points x_1 and x_2 under a special conformal transformation

$$x \mapsto y = \frac{x + c x^2}{1 + 2cx + c^2 x^2} . \quad (34)$$

To fix the location of the arc, one still has to specify the plane in which the circle is embedded. The plane is fixed by x_1, x_2 and the center of the circle z . This center is constrained by

$$(x_1 - z)^2 = R^2 = (x_2 - z)^2 , \quad (35)$$

and there is of course another constraint on R

$$(2R)^2 > (x_1 - x_2)^2 . \quad (36)$$

The images of the endpoints of the circular arc are given by applying the map (34) to x_1 and x_2 , respectively. However, the center of the full circle, of which the image of our arc is a certain part, *is not* given by the image of z under (34). Instead we have to construct the image circle out of the intersection of the image of the sphere

$$(x - z)^2 = R^2 \quad (37)$$

and the image of the plane

$$xn = zn , \quad \text{with} \quad n = (x_1 - z) \times (x_2 - z) . \quad (38)$$

The image of the sphere (37) is another sphere given by

$$\begin{aligned} (y - y_A)^2 &= R_A^2 , \\ y_A &= \frac{z + c(z^2 - R^2)}{1 + 2cz + c^2(z^2 - R^2)} , \\ R_A^2 &= \frac{R^2}{(1 + 2cz + c^2(z^2 - R^2))^2} . \end{aligned} \quad (39)$$

The image of the plane (38) is a sphere

$$\begin{aligned} (y - y_B)^2 &= R_B^2 , \\ y_B &= \frac{1}{2} \frac{n + 2c(nz)}{nc + c^2(nz)} , \\ R_B^2 &= \frac{n^2}{4(nc + c^2(nz))^2} . \end{aligned} \quad (40)$$

Then the radius \hat{R} of the image circle is given as a solution of

$$\sqrt{R_A^2 - \hat{R}^2} + \sqrt{R_B^2 - \hat{R}^2} = |y_A - y_B| \quad (41)$$

and its center \hat{z} by

$$\hat{z} = y_A + \frac{\sqrt{R_A^2 - \hat{R}^2}}{|y_A - y_B|} (y_B - y_A). \quad (42)$$

Inserting the information contained in (39) and (40) we get

$$\hat{z} = \frac{2R^2(nc + c^2(nz))(n + 2c(nz)) + n^2(1 + 2cz + c^2(z^2 - R^2))(z + c(z^2 - R^2))}{4R^2(nc + c^2(nz))^2 + n^2(1 + 2cz + c^2(z^2 - R^2))^2} \quad (43)$$

and

$$\hat{R}^2 = \frac{R^2 n^2}{4R^2(nc + c^2(nz))^2 + n^2(1 + 2cz + c^2(z^2 - R^2))^2}. \quad (44)$$

Note that in the special case $nc = nz = 0$ the plane (38) is mapped to itself, resulting in $\hat{z} = y_A$, $\hat{R} = R_A$.⁸

For the application to conformal Ward identities we need (43) and (44) for infinitesimal c only

$$\hat{z} = z + cz^2 - 2(cz)z + \frac{2R^2(cn)n}{n^2} - R^2c + \mathcal{O}(c^2), \quad (45)$$

$$\hat{R} = R(1 - 2cz) + \mathcal{O}(c^2). \quad (46)$$

Appendix B: Counting of metrical and conformal parameters

Let us start with the well-known counting of metrical invariants for the set $\{x_j\}$, $j = 1, \dots, N$ in D dimensions. The number of generators of the Poincaré group is $\frac{D(D+1)}{2}$, hence one gets for large enough N the number of metrical invariants as $ND - \frac{D(D+1)}{2}$. However, there is a little subtlety. A generic set of N points spans a $(N-1)$ -dimensional space. Then the last expression yields $\frac{N(N-1)}{2}$. Putting N points in a space of larger dimension, the number of metrical invariants remains unchanged. Therefore, one gets altogether

$$M_{\text{met}}^{\{x\}} = \frac{N(N-1)}{2} \Theta(D+1-N) + \left(ND - \frac{D(D+1)}{2}\right) \Theta(N-D-1). \quad (47)$$

To avoid double counting in the case where the arguments of the UnitStep functions are zero, N should be always understood as $\lim_{\delta \rightarrow 0}(N + \delta)$.

For our polygon with circular edges the corresponding number is

$$M_{\text{met}}^{\{x,z\}} = 2N(N-1) \Theta(D+1-2N) + \left(2ND - N - \frac{D(D+1)}{2}\right) \Theta(2N-D-1). \quad (48)$$

The term $-N$ in the big bracket is due to the N radius constraints (1).

⁸There is another special case if the image of the sphere (37) is a plane. Then one has $\hat{z} = y_B$, $\hat{R} = R_B$.

The analogous numbers for counting the conformal invariants are

$$M_{\text{conf}}^{\{x\}} = \frac{N(N-3)}{2} \Theta(D+1-N) + \left(ND - \frac{(D+1)(D+2)}{2} \right) \Theta(N-D-1), \quad (49)$$

$$\begin{aligned} M_{\text{conf}}^{\{x,z\}} &= 2N(N-2) \Theta(D+1-2N) \\ &+ \left(2ND - N - \frac{(D+1)(D+2)}{2} \right) \Theta(2N-D-1). \end{aligned} \quad (50)$$

Note also, that the prefactors of the two UnitSteps agree for $N = D$ and $N = D + 1$ in (47), for $2N = D, D + 1$ in (48) as well as for $N = D + 1$ and $N = D + 2$ in (49) and $2N = D + 1, D + 2$ in (50).

For large enough N , both in the metrical as well as in the conformal case, the difference in the number of invariants between the circular polygon and the set of corners $\{x_j\}$ is equal to

$$\Delta M = N(D-1). \quad (51)$$

For small N there are deviations from this rule due to the presence of various UnitStep terms. For some illustration see the following tables. From these tables we see, that deviations from the rule (51) hold at $N < D + 1$ in the conformal case and at $N < D$ in the metrical case.

$D = 2$

N	2	3	4	5	6	...
$M_{\text{met}}^{\{x\}}$	1	3	5	7	9	...
$M_{\text{met}}^{\{x,z\}}$	3	6	9	12	15	...
$M_{\text{conf}}^{\{x\}}$	0	0	2	4	6	...
$M_{\text{conf}}^{\{x,z\}}$	1	3	6	9	12	...

$D = 3$

N	2	3	4	5	6	...
$M_{\text{met}}^{\{x\}}$	1	3	6	9	12	...
$M_{\text{met}}^{\{x,z\}}$	4	9	14	19	24	...
$M_{\text{conf}}^{\{x\}}$	0	0	2	5	8	...
$M_{\text{conf}}^{\{x,z\}}$	1	5	10	15	20	...

$D = 4$

N	2	3	4	5	6	...
$M_{\text{met}}^{\{x\}}$	1	3	6	10	14	...
$M_{\text{met}}^{\{x,z\}}$	4	11	18	25	32	...
$M_{\text{conf}}^{\{x\}}$	0	0	2	5	9	...
$M_{\text{conf}}^{\{x,z\}}$	1	6	13	20	27	...

Finally two remarks are in order. For $N = 2$ formula (49) yields a negative value, of course this has to be replaced by zero. Furthermore formula (50) gives zero. Obviously this is wrong, since the cusp angle of a circular two-gon is conformally invariant. The failure of our formula in this special case is due to the fact that there exist nontrivial conformal transformations which map the circular two-gon to itself.

Appendix C: Conformal invariants of smooth contours

In the mathematical literature there are various papers on the conformal invariants of smooth contours, see [26] and references therein. In analogy to the metric invariants length s , curvature κ and torsion τ they find ⁹ conformal length ω

$$d\omega = \sqrt{\nu} ds, \quad \nu = \sqrt{(\kappa')^2 + \kappa^2 \tau^2}, \quad (52)$$

conformal curvature Q

$$Q = \frac{4(\nu'' - \kappa^2 \nu) \nu - 5(\nu')^2}{8\nu^3}, \quad (53)$$

and conformal torsion T

$$T = \frac{2(\kappa')^2 \tau + \kappa^2 \tau^3 + \kappa \kappa' \tau' - \kappa \kappa'' \tau}{\nu^{\frac{5}{2}}}. \quad (54)$$

In this framework points where $\nu = 0$ are called vertices, hence our edges are conformal vertices. Conformal curvature and torsion is localised at the corners of our polygons, where smoothness is violated.

Appendix D: Conformal geometry of triangles with circular edges

Here we want to discuss the conformal geometry of a triangle with circular edges in 3 dimensions. ¹⁰ As stated in the main text and in the appendix B, it has 5 conformal invariants. Obviously, there has to be a constraint among the three cusp angles and the three torsion angles. The reason for this constraint can be seen by comparing fig.1 and fig.3. In the case of a triangle there is only one circumcircle at our disposal.

The angles α_j are the angles between the black circular arcs at the corners x_j . Following the convention stated in the footnote 10, we denote by β_j the angle between the circular arc opposite to the corner x_j and the red circum circle.

Let us still discuss an alternative identification of the independent conformal invariants. We map a generic circular triangle to one in a conformal frame. Such a frame can be defined by the conditions

$$y_1 = 0, \quad y_2 = (1, 0, 0), \quad y_3 = \infty \quad (55)$$

⁹We present it for contours in \mathbb{R}^3 . In higher dimensions there are more torsion invariants.

¹⁰In contrast to generic N -gons, following tradition in trigonometry, in this appendix we number the edges according to their opposite corner.

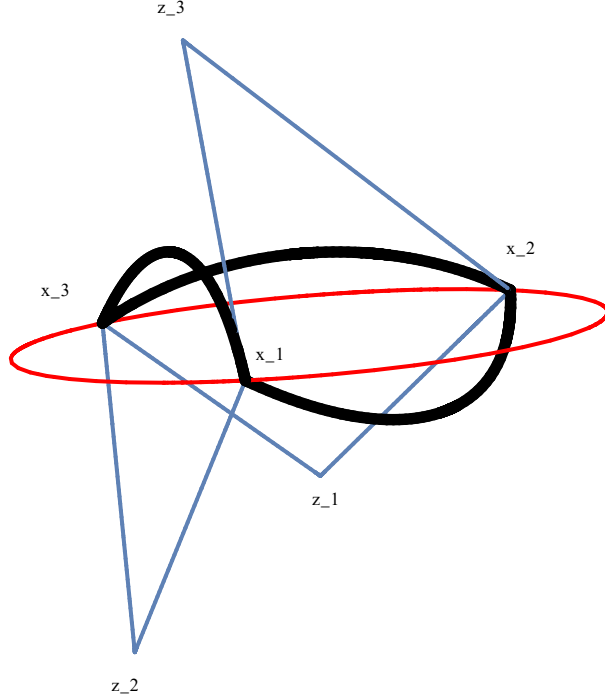


Figure 3: A triangle with corners x_1, x_2, x_3 and edges out of circular arcs is shown in black. The corresponding circum circle is depicted in red. The blue lines are the radii connecting the corners with the centers related to the circular arcs.

for the corners of the image and the requirement that the center \hat{z}_3 of the circular arc between y_1 and y_2 is located in the (1,2)-plane, see fig. 4.

Under such a map the circular arcs connecting x_1 and x_2 with x_3 are mapped to the straight lines passing y_1 and y_2 , respectively. Let the directions of these two straight lines be parameterised by $e_j = (\sin\vartheta_j \cos\varphi_j, \sin\vartheta_j \sin\varphi_j, \cos\vartheta_j)$, $j = 1, 2$. Then the image of a generic circular triangle in the conformal frame is fixed by the five parameters

$$\vartheta_1, \vartheta_2, \varphi_1, \varphi_2 \text{ and } \hat{R}_3 .$$

Instead of \hat{R}_3 we can use the angle β_3 between the circular arc and the straight line connecting y_1 and y_2 . Their relation is

$$\hat{R}_3 = \frac{1}{2 \sin\beta_3} . \quad (56)$$

The three angles α_j can be expressed via

$$\begin{aligned} \cos\alpha_1 &= \sin\vartheta_1 \cos(\beta_3 + \varphi_1) , \\ \cos\alpha_2 &= -\sin\vartheta_2 \cos(\beta_3 - \varphi_2) , \\ \cos\alpha_3 &= \cos\vartheta_1 \cos\vartheta_2 + \sin\vartheta_1 \sin\vartheta_2 \cos(\varphi_1 - \varphi_2) . \end{aligned} \quad (57)$$

Our next task is to express the β_j in terms of geometrical data of the original triangle with circular edges. Let us start with β_3 .

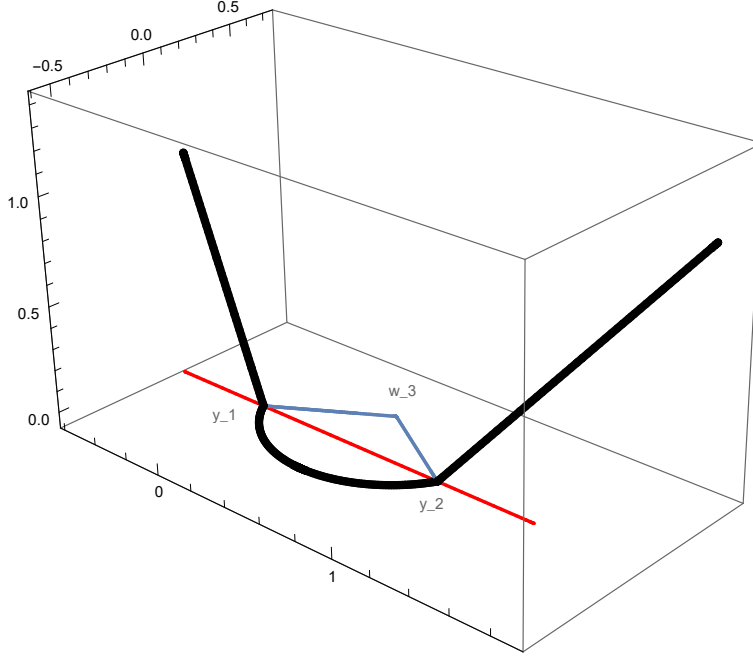


Figure 4: *The image of a triangle in the conformal frame is shown in black. y_1, y_2 are the images of the corners x_1, x_2 . The image of x_3 is at infinity. The images of the edges number 1 and 2 are straight lines. $w_3 = \hat{z}_3$ denotes the center of the circle related to the edge number 3. The red line is the image of the circumcircle. The β_j 's are the angles between the red line and the black contour: β_1 and β_3 at y_2 and β_3 and β_2 at y_1 . α_1 and α_2 are the angles between the pieces of the black contour at y_1 and y_2 , respectively. ϑ_j, φ_j specify the direction of the straight line starting at y_j , ($j=1,2$).*

Since the straight line connecting y_1 and y_2 extends up to $y_3 = \infty$ it is the image of the circumcircle of the original triangle with corners x_1, x_2, x_3 . Angles of crossing lines are preserved. Therefore β_3 is the angle both at x_1 and x_2 between the circumcircle and the circular edge connecting these two corners.

Beyond this characterisation, we still want to have an expression for β_3 in terms of distances between the corners x_j and/or the centers of the circular arcs z_j .¹¹ The unit tangential vector at x_1 to the circular edge pointing along the circle in the direction of x_2 is

$$t_{\text{edge}} = \frac{x_2 - z_3 - (x_1 - z_3)\cos\delta}{R_3|\sin\delta|} \quad (58)$$

with $\cos\delta = 1 - \frac{D_{12}^2}{2R_3^2}$.

The unit tangent vector at x_1 to the circumcircle pointing along this circle in the direction of x_2 is

$$t_{\text{cc}} = \frac{(x_2 - x_1)D_{13}^2 - (x_3 - x_1)D_{12}^2}{D_{12}D_{23}D_{13}}. \quad (59)$$

¹¹As in the main text using the notation $D_{ij} = |x_i - x_j|$, but with footnote 10 $R_3 = |x_1 - z_3| = |x_2 - z_3|$ etc.

Then we get for $\cos\beta_3 = t_{\text{edge}}t_{cc}$ after some algebra

$$\cos\beta_3 = \frac{R_3}{D_{13}D_{23}\sqrt{4R_3^2 - D_{12}^2}} \left(D_{13}^2 + D_{23}^2 - \frac{D_{12}^2(R_3^2 + (x_3 - z_3)^2)}{2R_3^2} \right). \quad (60)$$

The other two angles β_1 and β_2 are obtained by corresponding cyclic permutations of the indices.

There is a closure condition for the six conformal invariant angles $\alpha_j, \beta_j, j = 1, 2, 3$

$$f(\alpha_1, \dots, \beta_3) = 0. \quad (61)$$

It reduces the number of independent conformal invariants to five, according to the counting based on the representation in the conformal frame above. We did not find a short symmetric expression for the function f in (61). However its solution, expressing e.g. α_3 in terms of the five other angles, can be found by first expressing in the above conformal frame (ϑ_1, φ_1) by $(\alpha_1, \beta_2, \beta_3)$ as well as (ϑ_2, φ_2) by $(\alpha_2, \beta_1, \beta_3)$ and putting this into (57).

Finally we express the cusp angles in terms of distances

$$\begin{aligned} \cos\alpha_3 = & \frac{2R_1R_2}{D_{13}D_{23}\sqrt{(4R_1^2 - D_{23}^2)(4R_2^2 - D_{13}^2)}} \\ & \cdot \left(\frac{(x_1 - z_1)^2 D_{23}^2}{2R_1^2} + \frac{(x_2 - z_2)^2 D_{13}^2}{2R_2^2} - \frac{(z_1 - z_2)^2 D_{13}^2 D_{23}^2}{4R_1^2 R_2^2} \right. \\ & \left. + \frac{D_{13}^2 + D_{23}^2 - 2D_{12}^2}{2} - \frac{D_{13}^2 D_{23}^2}{4R_1^2 R_2^2} (R_1^2 + R_2^2) \right), \end{aligned} \quad (62)$$

and corresponding cyclic permutations.

References

- [1] A. M. Polyakov, Nucl. Phys. B **164** (1980) 171.
- [2] V. S. Dotsenko and S. N. Vergeles, Nucl. Phys. B **169** (1980) 527.
- [3] R. A. Brandt, F. Neri and M. a. Sato, Phys. Rev. D **24** (1981) 879.
- [4] J. L. Gervais and A. Neveu, Nucl. Phys. B **163** (1980) 189.
- [5] I. Y. Arefeva, Phys. Lett. **93B** (1980) 347.
- [6] H. Dorn and E. Wieczorek, Z. Phys. C **9** (1981) 49 Erratum: [Z. Phys. C **9** (1981) 274].
- [7] N. S. Craigie and H. Dorn, Nucl. Phys. B **185** (1981) 204.
- [8] H. Dorn, D. Robaschik and E. Wieczorek, Annalen Phys. **40** (1983) 166.
- [9] H. Dorn, Fortsch. Phys. **34** (1986) 11.

- [10] A. M. Polyakov and V. S. Rychkov, Nucl. Phys. B **581** (2000) 116 [hep-th/0002106].
- [11] A. M. Polyakov and V. S. Rychkov, Nucl. Phys. B **594** (2001) 272 [hep-th/0005173].
- [12] W. Wang, J. H. Zhang, S. Zhao and R. Zhu, Phys. Rev. D **100** (2019) no.7, 074509 [arXiv:1904.00978 [hep-ph]].
- [13] A. V. Radyushkin, “Theory and applications of parton pseudodistributions,” arXiv:1912.04244 [hep-ph].
- [14] J. M. Maldacena, Int. J. Theor. Phys. **38** (1999) 1113 [Adv. Theor. Math. Phys. **2** (1998) 231] [hep-th/9711200].
- [15] J. M. Maldacena, Phys. Rev. Lett. **80** (1998) 4859 [hep-th/9803002].
- [16] N. Drukker and S. Kawamoto, JHEP **0607** (2006) 024 [hep-th/0604124].
- [17] M. Cooke, A. Dekel and N. Drukker, J. Phys. A **50** (2017) no.33, 335401 [arXiv:1703.03812 [hep-th]].
- [18] S. Giombi, R. Roiban and A. A. Tseytlin, Nucl. Phys. B **922** (2017) 499 [arXiv:1706.00756 [hep-th]].
- [19] M. Beccaria, S. Giombi and A. A. Tseytlin, JHEP **1905** (2019) 122 [arXiv:1903.04365 [hep-th]].
- [20] P. Liendo, C. Meneghelli and V. Mitev, JHEP **1810** (2018) 077 [arXiv:1806.01862 [hep-th]].
- [21] L. F. Alday and J. M. Maldacena, JHEP **0706** (2007) 064 [arXiv:0705.0303 [hep-th]].
- [22] A. Cavagli, N. Gromov and F. Levkovich-Maslyuk, JHEP **1810** (2018) 060 [arXiv:1802.04237 [hep-th]].
- [23] J. McGovern, “Scalar Insertions in Cusped Wilson Loops in the Ladders Limit of Planar N=4 SYM,” arXiv:1912.00499 [hep-th].
- [24] J. M. Drummond, J. Henn, G. P. Korchemsky and E. Sokatchev, Nucl. Phys. B **826** (2010) 337 [arXiv:0712.1223 [hep-th]].
- [25] H. Dorn, J. Phys. A **49** (2016) no.14, 145402 [arXiv:1509.00222 [hep-th]].
- [26] G. Cairns, R. Sharpe, and L. Webb, Rocky Mountain J. Math. Volume 24, Number 3 (1994), 933-959.

