

# Optimal Two-Qubit Circuits for Universal Fault-Tolerant Quantum Computation

Andrew N. Glaudell,<sup>1,2,3</sup> Neil J. Ross,<sup>4</sup> and Jacob M. Taylor<sup>1,2</sup>

<sup>1</sup> Institute for Advanced Computer Studies and Joint Center for Quantum Information and Computer Science, University of Maryland, College Park, MD, USA

<sup>2</sup> Joint Quantum Institute, University of Maryland, College Park, MD, USA

<sup>3</sup> Booz Allen Hamilton, Washington, DC, USA

<sup>4</sup> Department of Mathematics and Statistics, Dalhousie University, Halifax, NS, Canada

## Abstract

We study two-qubit circuits over the Clifford+ $CS$  gate set which consists of Clifford gates together with the controlled-phase gate  $CS = \text{diag}(1, 1, 1, i)$ . The Clifford+ $CS$  gate set is universal for quantum computation and its elements can be implemented fault-tolerantly in most error-correcting schemes with magic state distillation. However, since non-Clifford gates are typically more expensive to perform in a fault-tolerant manner, it is desirable to construct circuits that use few  $CS$  gates. In the present paper, we introduce an algorithm to construct optimal circuits for two-qubit Clifford+ $CS$  operators. Our algorithm inputs a Clifford+ $CS$  operator  $U$  and efficiently produces a Clifford+ $CS$  circuit for  $U$  using the least possible number of  $CS$  gates. Because our algorithm is deterministic, the circuit it associates to a Clifford+ $CS$  operator can be viewed as a normal form for the operator. We give a formal description of these normal forms as walks over certain graphs and use this description to derive an asymptotic lower bound of  $5 \log_2(\frac{1}{\epsilon}) + O(1)$  on the number  $CS$  gates required to  $\epsilon$ -approximate any  $4 \times 4$  unitary matrix.

## 1 Introduction

Fault-tolerant quantum computing requires both magic-state distillation and quantum error correction [19]. In this context, gates from the Clifford group are typically considered inexpensive while non-Clifford gates are viewed as costly. Because non-Clifford operations are necessary for universal quantum computing, it has become standard to use the number of non-Clifford operations in a circuit as a measure of its cost.

Using algebraic and number-theoretic methods [9, 11, 16, 17, 21], provably optimal compiling algorithms which outperform the Solovay-Kitaev algorithm [13] were developed for various single-qubit [4, 7, 14, 16, 20, 21] and single-qutrit gate sets [5, 6, 10, 15]. While heuristic algorithms [2, 12, 18] exist for the multi-qubit compiling problem, there is currently no known optimal compiling algorithm for a universal and fault-tolerant multi-qubit gate set. Such an optimal compiler, even restricted to a few qubits, would benefit near-term devices as well as applications such as Hamiltonian simulation [3], where many protocols require efficient implementations of subcircuits on a small number of qubits.

In this work, we introduce an optimal compiling algorithm for a universal and fault-tolerant two-qubit gate set. We consider circuits over the Clifford+ $CS$  gate set (a strict subset of Clifford+ $T$ ) which consists of the Clifford gates together with the controlled-phase gate

$$CS = \begin{bmatrix} 1 & 0 & 0 & 0 \\ 0 & 1 & 0 & 0 \\ 0 & 0 & 1 & 0 \\ 0 & 0 & 0 & i \end{bmatrix}.$$

Comparable results exist for two-qubit circuits over the universal gate set  $\{CNOT, R_x(\theta), R_z(\theta)\}$  but this gate set is not appropriate for fault-tolerant quantum computing. To the best of our knowledge, this is the first time that results of this kind are obtained for a group of both universal and fault-tolerant multi-qubit circuits. Our compiling algorithm implies a normal form for two-qubit Clifford+ $CS$  circuits. After introducing some notation and definitions in Section 2, we establish how to use the  $SU(4) \cong \text{Spin}(6)$  isomorphism described in Section 3 to constructively prove in Section 4 that every distinct normal form is unique. We also develop a linear-time algorithm to synthesize any  $4 \times 4$  unitary corresponding to a Clifford+ $CS$  circuit into its equivalent normal form that is provably optimal in  $CS$  count. Finally, we describe the structure of this normal form, give a full presentation of the Clifford + Controlled Phase gate group, and comment on some lower bounds of the gate count for the inexact synthesis problem in Section 5 before concluding in Section 6.

## 2 Generators

Throughout, we use  $\mathbb{N}$ ,  $\mathbb{Z}$ ,  $\mathbb{R}$ , and  $\mathbb{C}$  to denote the usual number systems. We also write  $\mathbb{Z}_p$  for the integers modulo  $p$ . We use  $\rho$  to denote the canonical homomorphism  $\mathbb{Z} \rightarrow \mathbb{Z}_2$ . For two integers  $n \leq m$ , we write  $[n, m]$  for the set  $\{n, \dots, m\} \subseteq \mathbb{Z}$ . When  $n = 1$  we simply write  $[m]$  for  $[1, m]$ . For groups  $G$  and  $H$ , we write  $G \leq H$  if  $G$  is a subgroup of  $H$ . We view scalars and vectors as matrices and assume that any concept defined for matrices of arbitrary dimensions apply to scalars and vectors. Finally, for readability, we will often use the symbol  $\cdot$  to denote the zero entries of a matrix.

The single-qubit *Pauli* gates  $X$ ,  $Y$ , and  $Z$  are defined as

$$X = \begin{bmatrix} \cdot & 1 \\ 1 & \cdot \end{bmatrix}, \quad Y = \begin{bmatrix} \cdot & -i \\ i & \cdot \end{bmatrix}, \quad \text{and} \quad Z = \begin{bmatrix} 1 & \cdot \\ \cdot & -1 \end{bmatrix}.$$

These gates generate the *single-qubit Pauli group*  $\{P i^a \mid a \in \mathbb{Z}_4 \text{ and } P \in \{I, X, Y, Z\}\}$ . The *two-qubit Pauli group*, which we denote by  $\mathcal{P}$ , consists of the operators which can be represented by a two-qubit circuit over the gate set  $\{X, Y, Z\}$ . We have  $\mathcal{P} = \{(P \otimes Q) i^a \mid a \in \mathbb{Z}_4 \text{ and } P, Q \in \{I, X, Y, Z\}\}$ . The *Clifford* gates  $H$ ,  $S$ ,  $CX$ , and  $CZ$  are defined as

$$H = \frac{1}{\sqrt{2}} \begin{bmatrix} 1 & 1 \\ 1 & -1 \end{bmatrix}, \quad S = \begin{bmatrix} 1 & \cdot \\ \cdot & i \end{bmatrix}, \quad CX = \begin{bmatrix} 1 & \cdot & \cdot & \cdot \\ \cdot & 1 & \cdot & \cdot \\ \cdot & \cdot & \cdot & 1 \\ \cdot & \cdot & 1 & \cdot \end{bmatrix}, \quad \text{and} \quad CZ = \begin{bmatrix} 1 & \cdot & \cdot & \cdot \\ \cdot & 1 & \cdot & \cdot \\ \cdot & \cdot & 1 & \cdot \\ \cdot & \cdot & \cdot & -1 \end{bmatrix}.$$

These gates are known as the *Hadamard* gate, the *phase* gate, the *controlled-X* gate, and the *controlled-Z* gate, respectively. The *single-qubit Clifford group* is generated by  $H$  and  $S$ . We note that the single-qubit Clifford group contains the primitive 8th root of unity  $\omega = e^{\frac{i\pi}{4}}$ . The *two-qubit Clifford group*, which we denote by  $\mathcal{C}$ , consists of the operators which can be represented by a two-qubit circuit over the gate set  $\{H, S, CX\}$ . Equivalently,  $\mathcal{C}$  is generated by  $H \otimes I$ ,  $I \otimes H$ ,  $S \otimes I$ ,  $I \otimes S$ , and  $CX$ . Note that the controlled-Z gate does not need to be explicitly listed as one of the generators since we have  $CZ = I \otimes H \cdot CX \cdot I \otimes H$ . The single-qubit (resp. two-qubit) Clifford group is the normalizer of the single-qubit (resp. two-qubit) Pauli group.

Clifford gates are well-suited for fault-tolerant quantum computation but the Clifford group is not universal. One may obtain a universal group by extending  $\mathcal{C}$  with the *controlled-phase operator*  $CS$  defined as

$$CS = \begin{bmatrix} 1 & \cdot & \cdot & \cdot \\ \cdot & 1 & \cdot & \cdot \\ \cdot & \cdot & 1 & \cdot \\ \cdot & \cdot & \cdot & i \end{bmatrix}.$$

In what follows, we focus on the group  $\mathcal{G}$  of operators which can be represented by a two-qubit circuit over the universal gate set  $\{H, S, CZ, CS\}$ . Equivalently,  $\mathcal{G}$  is the group generated by  $H \otimes I$ ,  $I \otimes H$ ,  $S \otimes I$ ,

$I \otimes S$ ,  $CZ$ , and  $CS$ .  $CX$  is an element of  $\mathcal{G}$  since  $CX = I \otimes H \cdot CZ \cdot I \otimes H$ . We sometimes refer to  $\mathcal{G}$  as the *Clifford+controlled-phase* group. From [1], we know that  $\mathcal{G}$  corresponds to the group of  $4 \times 4$  unitary matrices of the form

$$\frac{1}{\sqrt{2}^k} M$$

where  $k \in \mathbb{N}$  and  $M \in \mathbb{Z}[i]^{4 \times 4}$ , called the Super-Gaussian Clifford +  $T$  operators. In the fault-tolerant setting, the  $CS$  gate is considered vastly more expensive than any of the Clifford gates. As a result, the cost of a Clifford+controlled-phase circuit is determined by its *CS-count*: the number of  $CS$  gates that appear in the circuit. Our goal is to find expressions for the elements of  $\mathcal{G}$  that are *optimal* in  $CS$ -count.

We start by introducing a generalization of the  $CS$  gate which will be helpful in describing the elements of  $\mathcal{G}$ .

**Definition 2.1.** Let  $P$  and  $Q$  be distinct elements of  $\mathcal{P} \setminus \{I\}$  such that  $P$  and  $Q$  are Hermitian and  $PQ = QP$ . Then  $R(P, Q)$  is defined as

$$R(P, Q) = \exp\left(\frac{i\pi}{2} \left(\frac{I - P}{2}\right) \left(\frac{I - Q}{2}\right)\right).$$

We have  $R(Z \otimes I, I \otimes Z) = CS$ . Moreover, since  $\mathcal{C}$  normalizes  $\mathcal{P}$  and  $CR(P, Q)C^\dagger = R(CPC^\dagger, CQC^\dagger)$  for every  $C \in \mathcal{C}$ , we know that  $R(P, Q) \in \mathcal{G}$  for every appropriate  $P, Q \in \mathcal{P}$ . We now record some important properties of the  $R(P, Q)$  gates.

**Lemma 2.2.** Let  $C \in \mathcal{C}$  and let  $P, Q$ , and  $L$  be distinct elements of  $\mathcal{P} \setminus \{I\}$ . Assume that  $P, Q$ , and  $L$  are Hermitian and that  $PQ = QP$ ,  $PL = LP$ , and  $QL = -LQ$ . Then the following relations hold:

$$CR(P, Q)C^\dagger = R(CPC^\dagger, CQC^\dagger), \quad (1)$$

$$R(P, Q) = R(Q, P), \quad (2)$$

$$R(P, -PQ) = R(P, Q), \quad (3)$$

$$R(P, -Q) \in R(P, Q)\mathcal{C}, \quad (4)$$

$$R(P, Q)^2 \in \mathcal{C}, \text{ and} \quad (5)$$

$$R(P, L)R(P, Q) = R(P, Q)R(P, iQL). \quad (6)$$

*Proof.* Eq. (1) follows from the fact that  $\mathcal{C}$  is the normalizer of  $\mathcal{P}$ . Eq. (2) is a direct consequence of Definition 2.1. We have  $R(P, Q) = \exp((i\pi/8)(I - P - Q + PQ))$  and therefore

$$R(P, -PQ) = \exp((i\pi/8)(I - P - (-PQ) + (P)(-PQ))) = \exp((i\pi/8)(I - P - Q + PQ)) = R(P, Q),$$

which proves Eq. (3). For Eq. (4), first note that

$$R(P, -Q) = \exp((i\pi/8)(I - P - (-Q) + (P)(-Q))) = \exp((i\pi/8)(I - P - Q + PQ)) \exp((i\pi/4)(Q - PQ)).$$

Now let  $C$  be a Clifford conjugating  $Z \otimes I$  and  $I \otimes Z$  to  $Q$  and  $-PQ$ , respectively. Then, using the equation above, we get

$$\begin{aligned} R(P, -Q) &= \exp((i\pi/8)(I - P - Q + PQ)) \exp(-(i\pi/4)(Q - PQ)) \\ &= \exp((i\pi/8)(I - P - Q + PQ)) C \exp(-(i\pi/4)(Z \otimes I + I \otimes Z)) C^\dagger \\ &= \exp((i\pi/8)(I - P - Q + PQ)) C (-iS \otimes S) C^\dagger \\ &\in R(P, Q)\mathcal{C}, \end{aligned}$$

which proves Eq. (4). We can reason similarly to establish Eq. (5). Indeed, let  $C$  be a Clifford conjugating  $Z \otimes I$  and  $I \otimes Z$  to  $P$  and  $Q$ , respectively. Then  $R(P, Q)^2 = CR(Z \otimes I, I \otimes Z)^2 C^\dagger = C(CZ)C^\dagger \in \mathcal{C}$ . Finally,

$$\begin{array}{ccccc}
R(X \otimes I, I \otimes X) & R(Y \otimes I, I \otimes Y) & R(Z \otimes I, I \otimes Z) & R(Y \otimes I, I \otimes Z) & R(Z \otimes I, I \otimes Y) \\
R(Z \otimes I, I \otimes X) & R(X \otimes I, I \otimes Z) & R(X \otimes I, I \otimes Y) & R(Y \otimes I, I \otimes X) & R(X \otimes X, Y \otimes Y) \\
R(X \otimes X, Z \otimes Y) & R(Z \otimes X, Y \otimes Y) & R(Y \otimes X, X \otimes Y) & R(Z \otimes X, X \otimes Y) & R(Y \otimes X, Z \otimes Y)
\end{array}$$

Figure 1: The 15 elements of  $\mathcal{S}$ .

note that if  $R(P, Q)$  is as in Definition 2.1 then  $(I - P)/2$  and  $(I - Q)/2$  are idempotent. We can therefore explicitly compute the exponential to get

$$R(P, Q) = I + (i - 1) \left( \frac{I - P}{2} \right) \left( \frac{I - Q}{2} \right).$$

Using the above expression, together with the fact that  $QL = -LQ$ , yields

$$\begin{aligned}
R(P, L)R(P, Q) &= I + (i - 1) \left( \frac{I - P}{2} \right) \left[ \frac{3+i}{4}I - \frac{1+i}{4}L - \frac{1+i}{4}Q - \frac{1+i}{4}(-iLQ) \right] \\
&= I + (i - 1) \left( \frac{I - P}{2} \right) \left[ \frac{3+i}{4}I - \frac{1+i}{4}(-iQiQL) - \frac{1+i}{4}Q - \frac{1+i}{4}(iQL) \right] \\
&= I + (i - 1) \left( \frac{I - P}{2} \right) \left[ \frac{3+i}{4}I - \frac{1+i}{4}Q - \frac{1+i}{4}iQL - \frac{1+i}{4}(-iQiQL) \right] \\
&= R(P, Q)R(P, iQL)
\end{aligned}$$

which proves Eq. (6) and thereby completes our proof.  $\square$

We will use the  $R(P, Q)$  gates of Definition 2.1 to define normal forms for the elements of  $\mathcal{G}$ . The equivalences given by Lemma 2.2 show that it is not necessary to use every  $R(P, Q)$  gate and the following definition specifies the ones we will be using.

**Definition 2.3.** Let  $\mathcal{T}_1$  and  $\mathcal{T}_2$  be the subsets of  $\mathcal{P} \times \mathcal{P}$  given below.

$$\begin{aligned}
\mathcal{T}_1 &= \{(P, Q) \mid P \in \{X \otimes I, Y \otimes I, Z \otimes I\}, Q \in \{I \otimes X, I \otimes Y, I \otimes Z\}\} \\
\mathcal{T}_2 &= \{(P, Q) \mid P \in \{X \otimes X, Z \otimes X, Y \otimes X\}, Q \in \{Y \otimes Y, Z \otimes Y, X \otimes Y\}, \text{ and } PQ = QP\}.
\end{aligned}$$

The set  $\mathcal{S}$  is defined as  $\mathcal{S} = \{R(P, Q) \mid (P, Q) \in \mathcal{T}_1 \text{ or } (P, Q) \in \mathcal{T}_2\}$ .

The set  $\mathcal{S}$  contains 15 elements which are explicitly listed in Fig. 1. It can be verified that all of the elements of  $\mathcal{S}$  are distinct, even up to right-multiplication by a Clifford gate. We equip  $\mathcal{S}$  with a special lexicographic ordering that roughly corresponds to the complexity of the Clifford circuit required to map  $CS$  to  $R(P, Q)$  which shall simplify the discussion of the structure of normal forms in Section 5. This ordering is explicitly given in Fig. 1, which is to be read left-to-right and row-by-row. It will sometimes be useful to use  $\leq$  to consider  $\mathcal{S}$  as an ordered set and to write  $\mathcal{S}_j$  to refer to the  $j$ -th element of  $\mathcal{S}$ . For example,  $\mathcal{S}_1$  is in the top left of Fig. 1,  $\mathcal{S}_5$  is in the top right, and  $\mathcal{S}_{15}$  is in the bottom right.

We close this section by showing that every element of  $\mathcal{G}$  can be expressed as a sequence of elements of  $\mathcal{S}$  followed by a single element of  $\mathcal{C}$ .

**Lemma 2.4.** *Let  $P$  and  $Q$  be distinct elements of  $\mathcal{P} \setminus \{I\}$  such that  $P$  and  $Q$  are Hermitian and  $PQ = QP$ . Then there exists  $P', Q' \in \mathcal{P}$  and  $C \in \mathcal{C}$  such that  $R(P', Q') \in \mathcal{S}$  and  $R(P, Q) = R(P', Q')C$ .*

*Proof.* Let  $P = (P_1 \otimes P_2)i^p$  and  $Q = (Q_1 \otimes Q_2)i^q$  with  $P_1, P_2, Q_1, Q_2 \in \{I, X, Y, Z\}$ . Since  $P$  and  $Q$  are Hermitian,  $p$  and  $q$  must be even. Moreover, by Eqs. (2) and (4) of Lemma 2.2, we can assume without loss of generality that  $p = q = 0$  so that  $P = P_1 \otimes P_2$  and  $Q = Q_1 \otimes Q_2$ . Now, if one of  $P_1, P_2, Q_1,$  or  $Q_2$  is  $I$ , then we can use Eqs. (2) to (4) of Lemma 2.2 to rewrite  $R(P, Q)$  as  $R(P', Q')C$  with  $C \in \mathcal{C}$  and  $(P', Q') \in \mathcal{T}_1$  as in Definition 2.3. If, instead, none of  $P_1, P_2, Q_1,$  or  $Q_2$  are  $I$ , then we can reason similarly to rewrite  $R(P, Q)$  as  $R(P', Q')C$  with  $C \in \mathcal{C}$  and  $(P', Q') \in \mathcal{T}_2$ .  $\square$

**Proposition 2.5.** *Let  $V \in \mathcal{G}$ . Then  $V = R_1 \cdots R_n C$  where  $C \in \mathcal{C}$  and  $R_j \in \mathcal{S}$  for  $j \in [n]$ .*

*Proof.* Let  $V \in \mathcal{G}$ . Then  $V$  can be written as  $V = C_1 \cdot CS \cdot C_2 \cdot CS \cdots C_n \cdot CS \cdot C_{n+1}$  where  $C_j \in \mathcal{C}$  for  $j \in [n+1]$ . Since  $CS = R(Z \otimes I, I \otimes Z)$  we have

$$V = C_1 \cdot R(Z \otimes I, I \otimes Z) \cdot C_2 \cdot R(Z \otimes I, I \otimes Z) \cdots C_n \cdot R(Z \otimes I, I \otimes Z) \cdot C_{n+1}. \quad (7)$$

Now, by Eq. (1) of Lemma 2.2,  $C_1 R(Z \otimes I, I \otimes Z) = C_1 R(Z \otimes I, I \otimes Z) C_1^\dagger C_1 = R(P, Q) C_1$  for some  $P, Q \in \mathcal{P}$ . We can then apply Lemma 2.4 to get

$$C_1 R(Z \otimes I, I \otimes Z) = R(P, Q) C_1 = R(P', Q') C C_1 = R(P', Q') C'$$

with  $C' = C C_1 \in \mathcal{C}$  and  $R(P', Q') \in \mathcal{S}$ . Hence, setting  $R_1 = R(P', Q')$  and  $C'_2 = C' C_2$ , Eq. (7) becomes

$$V = R_1 \cdot C'_2 \cdot R(Z \otimes I, I \otimes Z) \cdots C_n \cdot R(Z \otimes I, I \otimes Z) \cdot C_{n+1}$$

and we can proceed recursively to complete the proof.  $\square$

### 3 The Isomorphism $SU(4) \cong Spin(6)$

In this section, we describe the exceptional isomorphism  $SU(4) \cong Spin(6)$  which will allow us to rewrite two-qubit operators as elements of  $SO(6)$ . Consider some  $U \in SU(4)$ .  $U$  induces a transformation of a vector  $v \in \mathbb{C}_4$  that preserves  $|v|$  and acts through multiplication  $Uv$ . Let  $\{e_j\}$  be the standard orthonormal basis of  $\mathbb{C}^4$ . From this basis, we shall construct an alternative six-component basis through the *wedge product*  $\wedge$ :

**Definition 3.1** (Wedge product). Let  $a \wedge b$  be defined as the *wedge product* of  $a$  and  $b$ . Wedge products have the following properties given vectors  $a, b, c \in \mathbb{C}^n$  and  $\alpha, \beta \in \mathbb{C}$ :

- Anticommutivity:  $a \wedge b = -b \wedge a$
- Associativity:  $(a \wedge b) \wedge c = a \wedge (b \wedge c)$
- Bilinearity:  $(\alpha a + \beta b) \wedge c = \alpha(a \wedge c) + \beta(b \wedge c)$

Note that the anticommutation of wedge products implies  $a \wedge a = 0$ . We say  $v_1 \wedge \cdots \wedge v_k \in \bigwedge^k \mathbb{C}^n$  for  $v_j \in \mathbb{C}^n$ . To compute the inner product of two wedge products  $v_1 \wedge \cdots \wedge v_k$  and  $w_1 \wedge \cdots \wedge w_k$ , we compute

$$\langle v_1 \wedge \cdots \wedge v_k, w_1 \wedge \cdots \wedge w_k \rangle = \det(\langle v_q, w_r \rangle)$$

where  $\langle v_q, w_r \rangle$  is the entry in the  $q$ th row and  $r$ th column of a  $k \times k$  matrix.

*Remark 3.2.* The magnitude of a wedge product of  $n$  vectors can be thought of as the  $n$  dimensional volume of the parallelotope (the generalization of a parallelepiped) constructed from those vectors. The orientation of the wedge product defines the direction of circulation around that parallelotope by those vectors.

The wedge product of two vectors in  $\mathbb{C}^4$  can be decomposed into a six-component basis as anticommutivity reduces the 16 potential wedge products of vectors of  $\{e_j\}$  to six. We choose this basis as

$$B = \{s_{-,12,34}, s_{+,12,34}, s_{-,23,14}, s_{+,24,13}, s_{-,24,13}, s_{+,23,14}\} \quad (8)$$

where we have defined

$$s_{\pm,ij,kl} = \frac{i^{\frac{1\mp 1}{2}}}{\sqrt{2}} (e_i \wedge e_j \pm e_k \wedge e_l). \quad (9)$$

We note that  $B$  is an orthonormal basis and define an ordering for  $B$  as stated in Eq. (8). Finally, to compute our new representation of  $U$  we need to define how  $U$  transforms vectors of bath bases:

**Definition 3.3.** Let  $U \in \text{SU}(4)$  and  $\overline{U}$  be its representation in the transformed basis. Let  $v, w \in \mathbb{C}^4$  with  $v \wedge w \in \wedge^2 \mathbb{C}^4$ . Then the actions of  $U$  and  $\overline{U}$  are related by

$$\overline{U}(v \wedge w) = (Uv) \wedge (Uw).$$

Finally, we are equipped to define the transformation from  $\text{SU}(4)$  to  $\text{SO}(6)$ :

**Definition 3.4.** Let  $U \in \text{SU}(4)$  and  $j, k \in [6]$ . Then the entry in the  $j$ th row and  $k$ th column of the  $\text{SO}(6)$  representation of  $U$ ,  $\overline{U}$  is

$$\overline{U}_{j,k} = \langle B_j, \overline{U}B_k \rangle \quad (10)$$

where  $B_j$  is the  $j$ th element in the ordered set  $B$ . The action of  $\overline{U}$  on  $B_k$  is defined by Definitions 3.1 and 3.3, and the inner product is defined in Definition 3.1.

*Remark 3.5.* The fact that this isomorphism yields special orthogonal operators is ultimately due to the fact that the Dynkin diagrams for the Lie algebras of  $\text{SU}(4)$ ,  $\text{Spin}(6)$ , and  $\text{SO}(6)$  are equivalent. However, this fact can be easily illustrated through the Euler decomposition[22] of  $\text{SU}(4)$ . Direct calculation of  $\overline{U}$  for the operator

$$U = \begin{bmatrix} 1 & \cdot & \cdot & \cdot \\ \cdot & 1 & \cdot & \cdot \\ \cdot & \cdot & \alpha & \cdot \\ \cdot & \cdot & \cdot & \alpha^* \end{bmatrix}$$

for  $|\alpha| = 1$  and  $\alpha = r + ic$  with  $r, c \in \mathbb{R}$  yields

$$\overline{U} = \begin{bmatrix} 1 & \cdot & \cdot & \cdot & \cdot & \cdot \\ \cdot & 1 & \cdot & \cdot & \cdot & \cdot \\ \cdot & \cdot & r & \cdot & \cdot & c \\ \cdot & \cdot & \cdot & r & c & \cdot \\ \cdot & \cdot & \cdot & -c & r & \cdot \\ \cdot & \cdot & -c & \cdot & \cdot & r \end{bmatrix}$$

which is explicitly in  $\text{SO}(6)$ . Computation of the other 14 Euler angle rotations required for  $\text{SU}(4)$  parameterization yields similar matrices, likewise in  $\text{SO}(6)$ . As  $\text{SO}(6)$  forms a group under multiplication, the isomorphism applied to *any*  $U \in \text{SU}(4)$  yields  $\overline{U} \in \text{SO}(6)$ .

We now calculate explicitly the  $\text{SO}(6)$  representations for the generators of  $\mathcal{G}$ . We multiply the generators by overall phase factors to ensure that each operator has determinant one, and furthermore that single-qubit operators have determinant one on their single-qubit subspace. Later, when referring to gates or their  $\text{SO}(6)$  representation, we will not explicitly write any overall phase for readability.

**Proposition 3.6.** *The image of the generators of  $\mathcal{C}$  in  $\text{SO}(6)$  are*

$$\begin{aligned} \overline{(\omega^\dagger S) \otimes I} &= \begin{bmatrix} \cdot & -1 & \cdot & \cdot & \cdot & \cdot \\ 1 & \cdot & \cdot & \cdot & \cdot & \cdot \\ \cdot & \cdot & 1 & \cdot & \cdot & \cdot \\ \cdot & \cdot & \cdot & 1 & \cdot & \cdot \\ \cdot & \cdot & \cdot & \cdot & 1 & \cdot \\ \cdot & \cdot & \cdot & \cdot & \cdot & 1 \end{bmatrix}, & \overline{I \otimes (\omega^\dagger S)} &= \begin{bmatrix} 1 & \cdot & \cdot & \cdot & \cdot & \cdot \\ \cdot & 1 & \cdot & \cdot & \cdot & \cdot \\ \cdot & \cdot & 1 & \cdot & \cdot & \cdot \\ \cdot & \cdot & \cdot & \cdot & -1 & \cdot \\ \cdot & \cdot & \cdot & 1 & \cdot & \cdot \\ \cdot & \cdot & \cdot & \cdot & \cdot & 1 \end{bmatrix} \\ \overline{(iH) \otimes I} &= \begin{bmatrix} \cdot & \cdot & 1 & \cdot & \cdot & \cdot \\ \cdot & -1 & \cdot & \cdot & \cdot & \cdot \\ 1 & \cdot & \cdot & \cdot & \cdot & \cdot \\ \cdot & \cdot & \cdot & 1 & \cdot & \cdot \\ \cdot & \cdot & \cdot & \cdot & 1 & \cdot \\ \cdot & \cdot & \cdot & \cdot & \cdot & 1 \end{bmatrix}, & \overline{I \otimes (iH)} &= \begin{bmatrix} 1 & \cdot & \cdot & \cdot & \cdot & \cdot \\ \cdot & 1 & \cdot & \cdot & \cdot & \cdot \\ \cdot & \cdot & 1 & \cdot & \cdot & \cdot \\ \cdot & \cdot & \cdot & \cdot & \cdot & 1 \\ \cdot & \cdot & \cdot & \cdot & -1 & \cdot \\ \cdot & \cdot & \cdot & 1 & \cdot & \cdot \end{bmatrix}, \end{aligned}$$

$$\overline{\omega^\dagger CZ} = \begin{bmatrix} \cdot & -1 & \cdot & \cdot & \cdot & \cdot \\ 1 & \cdot & \cdot & \cdot & \cdot & \cdot \\ \cdot & \cdot & \cdot & \cdot & \cdot & -1 \\ \cdot & \cdot & \cdot & \cdot & -1 & \cdot \\ \cdot & \cdot & \cdot & 1 & \cdot & \cdot \\ \cdot & \cdot & 1 & \cdot & \cdot & \cdot \end{bmatrix}$$

**Proposition 3.7.** *The elements of  $\overline{\mathcal{S}}$  are given in Fig. 2.*

## 4 Normal Forms

In this section, we leverage the isomorphism  $\text{SU}(4) \cong \text{Spin}(6)$  described in the previous section to find optimal decompositions for the elements of  $\mathcal{G}$ . We will be interested in matrices of the form

$$\overline{V} = \frac{1}{\sqrt{2^k}} M \quad (11)$$

where  $k \in \mathbb{N}$  and  $M \in \mathbb{Z}^{n \times m}$ . Our interest in such matrices lies in the fact that the elements of  $\overline{\mathcal{G}}$  are of the form of Eq. (11).

**Proposition 4.1.** *Let  $\overline{V}$  be an orthogonal matrix. If  $\overline{V} \in \overline{\mathcal{G}}$  then  $\overline{V}$  is of the form of Eq. (11).*

*Proof.* The property holds for the generators of  $\overline{\mathcal{G}}$  by Propositions 3.6 and 3.7. It therefore also holds for every element of  $\overline{\mathcal{G}}$ , since matrices of the form of Eq. (11) are closed under multiplication.  $\square$

In the remainder of this section, we prove the converse of Proposition 4.1 by defining an algorithm which inputs an orthogonal matrix of the form of Eq. (11) and outputs a product of elements of  $\overline{\mathcal{G}}$ . We start by introducing a few notions related to the matrices defined by Eq. (11).

**Definition 4.2.** Let  $\overline{V}$  be as in Eq. (11). We say that  $\ell \in \mathbb{N}$  is a *denominator exponent* of  $\overline{V}$  if  $\sqrt{2^\ell} \overline{V} \in \mathbb{Z}^{n \times m}$ . The least such  $\ell$  is the *least denominator exponent* of  $\overline{V}$ , which we denote by  $\text{lde}(\overline{V})$ .

**Lemma 4.3.** *Let  $\overline{V} \in \overline{\mathcal{G}}$  with  $\text{lde}(\overline{V}) = k$  and with corresponding unitary  $V$ . Then any Clifford+CS circuit to construct  $V$  contains no fewer than  $k$  CS gates.*

*Proof.* The only generators with a factor of  $\frac{1}{\sqrt{2}}$  in their  $\text{SO}(6)$  representation are elements of  $\mathcal{S}$ , and so for an  $\text{lde}$  of  $k$  there must be no fewer than  $k$  of these operators. Each such operator corresponds to one CS gate.  $\square$

**Definition 4.4.** Let  $\overline{V}$  be as in Eq. (11) and let  $\ell$  be a denominator exponent of  $\overline{V}$ . The  $\ell$ -*residue* of  $\overline{V}$  is the binary matrix  $\rho_\ell(\overline{V}) \in \mathbb{Z}_2^{n \times m}$  defined by

$$(\rho_\ell(\overline{V}))_{i,j} = \rho((\sqrt{2^\ell} \overline{V})_{i,j})$$

where  $\rho : \mathbb{Z} \rightarrow \mathbb{Z}_2$  is the canonical homomorphism.

Recall that if  $A$  is a set, then a *partition* of  $A$  is a collection of disjoint nonempty subsets of  $A$  whose union is equal to  $A$ . Let  $p \neq p'$  be two partitions of  $A$  – if every element of  $p$  is a subset of an element of  $p'$  then we say that  $p'$  is *coarser* than  $p$  and that  $p$  is *finer* than  $p'$ .

**Definition 4.5.** Let  $N \in \mathbb{Z}_2^{n \times m}$  be a binary matrix with rows  $r_1, \dots, r_n$  and let  $p = \{p_1, \dots, p_q\}$  be a partition of the set  $[n]$ . Then  $N$  has the *row-pattern*  $p$  if for any  $p_j$  in  $p$  and any  $j_1, j_2 \in p_j$  we have  $r_{j_1} = r_{j_2}$ . In this case we also say that  $N$  has a  $|p_1| \times \dots \times |p_q|$  *row-pattern*. The notion of *column-pattern* is defined similarly. If  $N$  and  $N'$  are two binary matrices with patterns  $p$  and  $p'$ , we say that  $N$  is *finer* than  $N'$  or that  $N'$  is *coarser* than  $N$  if  $p$  and  $p'$  are in these relations. By extension, we sometimes apply this terminology to matrices of the form of Eq. (11). For example, we say that a matrix  $\overline{V}$  of the form of Eq. (11) has row-pattern  $p$  if  $(\rho_\ell(\overline{V}))$  has row-pattern  $p$ , where  $\text{lde}(\overline{V}) = \ell$ .





We now analyze the image in  $\text{SO}(6)$  of certain subsets of  $\mathcal{G}$ . We start by showing that the image of the Clifford group  $\mathcal{C}$  is exactly the collection of orthogonal matrices of the form of Eq. (11) of least denominator 0. That is,  $\overline{\mathcal{C}} = \text{SO}(6, \mathbb{Z})$ .

**Lemma 4.6.** *Let  $\overline{V}$  be an orthogonal matrix of the form of Eq. (11). Then  $\text{lde}(\overline{V}) = 0$  if and only if  $\overline{V} \in \overline{\mathcal{C}}$ .*

*Proof.* The least denominator exponent of  $\overline{H \otimes I}$ ,  $\overline{I \otimes H}$ ,  $\overline{S \otimes I}$ ,  $\overline{I \otimes S}$ , and  $\overline{CX}$  is 0. Thus, if  $U \in \mathcal{C}$  then  $\text{lde}(\overline{U}) = 0$ . For the converse, let  $C_1$  and  $C_2$  be the Clifford operators  $\omega^\dagger S \otimes I$  and  $(H \otimes H)(\omega^\dagger CZ)(Z \otimes Z)$ , respectively. Then

$$\overline{C_1} = \begin{bmatrix} \cdot & -1 & \cdot & \cdot & \cdot & \cdot \\ 1 & \cdot & \cdot & \cdot & \cdot & \cdot \\ \cdot & \cdot & 1 & \cdot & \cdot & \cdot \\ \cdot & \cdot & \cdot & 1 & \cdot & \cdot \\ \cdot & \cdot & \cdot & \cdot & 1 & \cdot \\ \cdot & \cdot & \cdot & \cdot & \cdot & 1 \end{bmatrix} \quad \text{and} \quad \overline{C_2} = \begin{bmatrix} \cdot & \cdot & \cdot & \cdot & \cdot & -1 \\ 1 & \cdot & \cdot & \cdot & \cdot & \cdot \\ \cdot & 1 & \cdot & \cdot & \cdot & \cdot \\ \cdot & \cdot & 1 & \cdot & \cdot & \cdot \\ \cdot & \cdot & \cdot & 1 & \cdot & \cdot \\ \cdot & \cdot & \cdot & \cdot & 1 & \cdot \end{bmatrix}.$$

The operators  $\overline{C_1}$  and  $\overline{C_2}$  generate  $\text{SO}(6, \mathbb{Z})$ . Hence, if  $\overline{V}$  is orthogonal matrix of the form of Eq. (11) and  $\text{lde}(\overline{V}) = 0$  then  $\overline{V}$  can be expressed as a product of Clifford gates.  $\square$

**Lemma 4.7.** *Let  $\overline{V}$  be an orthogonal matrix of the form of Eq. (11). Then  $\text{lde}(\overline{V}) = 1$  if and only if  $\overline{V} = \overline{RC}$  for some  $R \in \mathcal{S}$  and some  $C \in \mathcal{C}$ . Furthermore,  $\overline{V}$  has a  $2 \times 2 \times 2$  row- and column-pattern.*

*Proof.* The square of the norm of the rows (and columns) of  $\overline{V}$  must be 2. Further, the rows (and columns) of  $\overline{V}$  must be pairwise orthogonal. Up to a signed permutation of rows and columns, there is only one such matrix, e.g.,

$$\frac{1}{\sqrt{2}} \begin{bmatrix} 1 & -1 & \cdot & \cdot & \cdot & \cdot \\ 1 & 1 & \cdot & \cdot & \cdot & \cdot \\ \cdot & \cdot & 1 & -1 & \cdot & \cdot \\ \cdot & \cdot & 1 & 1 & \cdot & \cdot \\ \cdot & \cdot & \cdot & \cdot & 1 & -1 \\ \cdot & \cdot & \cdot & \cdot & 1 & 1 \end{bmatrix} = \overline{\mathcal{S}}_6. \quad (12)$$

This completes the proof since Cliffords are equivalent to signed permutations by Lemma 4.6.  $\square$

**Lemma 4.8.** *Let  $\overline{V} \in \overline{\mathcal{G}}$  with  $\text{lde}(\overline{V}) = k \geq 2$ . Then  $\overline{V}$  simultaneously has both a row- and column-pattern of  $2 \times 2 \times 2$  or  $2 \times 4$ .*

*Proof.* Let  $\rho_k(\overline{V}) = M$ . We then have the column relations

$$\sum_l M_{lm}^2 = 0 \pmod{4} \quad (13)$$

$$\sum_l M_{lm} M_{ln} = 0 \pmod{2} \forall m \neq n \quad (14)$$

as well as analogous row relations. For some  $x \in \mathbb{Z}$ ,  $x^2 = 0 \pmod{4} \iff x = 0 \pmod{2}$  and  $x^2 = 1 \pmod{4} \iff x = 1 \pmod{2}$ , and so there must be exactly zero or four odd entries in every column/row of  $M$  by Eq. (13). By Eq. (14), we see that the number of instances where columns  $m$  and  $n$  modulo 2 “collide” (i.e. both have odd entries in the same row) must be even. Up to a permutation of rows and columns, we can then deduce that  $M$  is one of the two matrices below, which completes the proof.

$$\begin{bmatrix} 1 & 1 & 1 & 1 & \cdot & \cdot \\ 1 & 1 & 1 & 1 & \cdot & \cdot \\ 1 & 1 & 1 & 1 & \cdot & \cdot \\ 1 & 1 & 1 & 1 & \cdot & \cdot \\ \cdot & \cdot & \cdot & \cdot & \cdot & \cdot \\ \cdot & \cdot & \cdot & \cdot & \cdot & \cdot \end{bmatrix} \quad \text{or} \quad \begin{bmatrix} 1 & 1 & 1 & 1 & \cdot & \cdot \\ 1 & 1 & 1 & 1 & \cdot & \cdot \\ 1 & 1 & \cdot & \cdot & 1 & 1 \\ 1 & 1 & \cdot & \cdot & 1 & 1 \\ \cdot & \cdot & 1 & 1 & 1 & 1 \\ \cdot & \cdot & 1 & 1 & 1 & 1 \end{bmatrix} \quad (15)$$

□

**Corollary 4.9.** *Let  $\bar{V} \in \bar{\mathcal{G}}$  with  $\text{lde}(\bar{V}) = k \geq 1$ . Then  $\bar{V}$  simultaneously has both a row- and column-pattern of  $2 \times 2 \times 2$  or  $2 \times 4$ .*

**Lemma 4.10.** *Let  $\bar{V}$  be a special orthogonal matrix of the form of Eq. (11) and assume that  $\text{lde}(\bar{V}) = k \geq 1$ . If  $\bar{R} \in \bar{\mathcal{S}}$  is finer than  $\bar{V}$ , then  $\text{lde}(\bar{R}^T \bar{V}) = k - 1$ .*

*Proof.* Let  $p$  and  $q$  be the patterns of  $\rho_k(\bar{V})$  and  $\rho_1(\bar{R})$  respectively. For simplicity, we assume that  $q = \{\{1, 2\}, \{3, 4\}, \{5, 6\}\}$ . The cases in which  $q$  is another pattern are treated similarly. For  $j \in [6]$ , let  $r_j$  denote the rows of  $V$ . Since  $p$  is coarser than  $q$ , we have  $r_1 \equiv r_2, r_3 \equiv r_4, r_5 \equiv r_6$  modulo 2 (component-wise). This implies that  $r_1 \pm r_2 \equiv r_3 \pm r_4 \equiv r_5 \pm r_6 \equiv 0$  modulo 2. Hence

$$\bar{R}^T \bar{V} = \frac{1}{\sqrt{2^{k+1}}} \begin{bmatrix} 1 & 1 & \cdot & \cdot & \cdot & \cdot \\ -1 & 1 & \cdot & \cdot & \cdot & \cdot \\ \cdot & \cdot & 1 & 1 & \cdot & \cdot \\ \cdot & \cdot & -1 & 1 & \cdot & \cdot \\ \cdot & \cdot & \cdot & \cdot & 1 & 1 \\ \cdot & \cdot & \cdot & \cdot & -1 & 1 \end{bmatrix} \begin{bmatrix} r_1 \\ r_2 \\ r_3 \\ r_4 \\ r_5 \\ r_6 \end{bmatrix} = \frac{1}{\sqrt{2^{k+1}}} \begin{bmatrix} r_1 - r_2 \\ r_1 + r_2 \\ r_3 - r_4 \\ r_3 + r_4 \\ r_5 - r_6 \\ r_5 + r_6 \end{bmatrix} = \frac{1}{\sqrt{2^{k-1}}} \begin{bmatrix} r'_1 \\ r'_2 \\ r'_3 \\ r'_4 \\ r'_5 \\ r'_6 \end{bmatrix}.$$

□

**Lemma 4.11.** *Let  $\bar{V}$  be a special orthogonal matrix of the form of Eq. (11) and assume that  $\text{lde}(\bar{V}) \geq 1$ . Then there exists  $R \in \mathcal{S}$  such that  $\text{lde}(\bar{R}^T \bar{V}) = \text{lde}(\bar{V}) - 1$ .*

*Proof.* By inspection of Fig. 2 we see that for every  $2 \times 2 \times 2$  pattern  $q$  there exists  $R \in \mathcal{S}$  such that  $\rho_1(\bar{R})$  has the row-pattern  $q$ . As a result, if  $p$  is a  $2 \times 2 \times 2$  row-pattern or a  $2 \times 4$  row-pattern, then there exists  $R \in \mathcal{S}$  such that  $\rho_1(\bar{R})$  has a pattern finer than  $p$ . Now let  $k = \text{lde}(\bar{V})$  and let  $p$  be the pattern of  $\rho_k(\bar{V})$ . By Corollary 4.9,  $p$  is a  $2 \times 2 \times 2$  row-pattern or a  $2 \times 4$  row-pattern and thus there exists  $R \in \mathcal{S}$  such that  $\bar{R}$  is finer than  $\bar{V}$ . We can then conclude by Lemma 4.10. □

**Theorem 4.12.** *Let  $\bar{V}$  be an orthogonal matrix. Then  $\bar{V} \in \bar{\mathcal{G}}$  if and only if  $\bar{V}$  is of the form of Eq. (11).*

*Proof.* The left-to-right implication follows from Proposition 4.1. For the converse, let  $\bar{V}$  be an orthogonal matrix of the form of Eq. (11). We proceed by induction on the least denominator exponent of  $\bar{V}$ . If  $\text{lde}(\bar{V}) = 0$  then, by Lemma 4.6,  $\bar{V} \in \bar{\mathcal{C}}$  and therefore  $\bar{V} \in \bar{\mathcal{G}}$ . Now if  $\text{lde}(\bar{V}) > 0$ , let  $\bar{R}$  be the least element in  $\bar{\mathcal{S}}$  such that  $\text{lde}(\bar{R}^T \bar{V}) = k - 1$ . Such an element exists by Lemma 4.11. By the induction hypothesis we have  $\bar{R}^T \bar{V} \in \bar{\mathcal{G}}$  which implies that  $\bar{R}(\bar{R}^T \bar{V}) = \bar{V} \in \bar{\mathcal{G}}$ . □

The proof of Theorem 4.12 provides an algorithm to decompose an arbitrary element of  $\bar{\mathcal{G}}$  into a product of elements of  $\bar{\mathcal{S}}$  followed by a Clifford. Note that in the proof of Theorem 4.12, there may be some freedom in choosing the element of  $\mathcal{S}$  reducing the denominator exponent of  $V$ . The point of the ordering imposed on  $\mathcal{S}$  in Section 2 is precisely to reduce this ambiguity and make the algorithm deterministic. The potential ambiguity owes itself to the relation of Eq. (6), in which we have

$$R(P, L)R(P, Q) = R(P, Q)R(P, iQL) = R(P, iQL)R(P, L)$$

where the leftmost operators are 3 explicitly different generators. We will sometimes refer to the ordering imposed on  $\mathcal{S}$  as the *earliest generator ordering*, or EGO. The unique matching between partitions and generators described by EGO is summarized in Table 1

**Theorem 4.13.** *There exists a unique Controlled-Phase gate optimal normal form for the Clifford + Controlled-Phase group. Moreover, if a Clifford + Controlled-Phase operator has an  $\text{SO}(6)$  representation with an LDE of  $k$ , then this normal form contains  $k$  Controlled-Phase gates and we can synthesize this sequence in  $\mathcal{O}(k)$  operations.*

Generator	Associated Row Pairings Under Earliest Generator Ordering
$R(X_1, X_2)$	$\{\{1, 4\}, \{2, 3\}, \{5, 6\}\}, \{\{1, 4\}, \{2, 3, 5, 6\}\}, \{\{2, 3\}, \{1, 4, 5, 6\}\}, \{\{5, 6\}, \{1, 2, 3, 4\}\}$
$R(Y_1, Y_2)$	$\{\{1, 3\}, \{2, 5\}, \{4, 6\}\}, \{\{1, 3\}, \{2, 4, 5, 6\}\}, \{\{2, 5\}, \{1, 3, 4, 6\}\}, \{\{4, 6\}, \{1, 2, 3, 5\}\}$
$R(Z_1, Z_2)$	$\{\{1, 2\}, \{3, 6\}, \{4, 5\}\}, \{\{1, 2\}, \{3, 4, 5, 6\}\}, \{\{3, 6\}, \{1, 2, 4, 5\}\}, \{\{4, 5\}, \{1, 2, 3, 6\}\}$
$R(Y_1, Z_2)$	$\{\{1, 2\}, \{3, 5\}, \{4, 6\}\}, \{\{3, 5\}, \{1, 2, 4, 6\}\}$
$R(Z_1, Y_2)$	$\{\{1, 3\}, \{2, 6\}, \{4, 5\}\}, \{\{2, 6\}, \{1, 3, 4, 5\}\}$
$R(Z_1, X_2)$	$\{\{1, 2\}, \{3, 4\}, \{5, 6\}\}, \{\{3, 4\}, \{1, 2, 5, 6\}\}$
$R(X_1, Z_2)$	$\{\{1, 6\}, \{2, 3\}, \{4, 5\}\}, \{\{1, 6\}, \{2, 3, 4, 5\}\}$
$R(X_1, Y_2)$	$\{\{1, 5\}, \{2, 3\}, \{4, 6\}\}, \{\{1, 5\}, \{2, 3, 4, 6\}\}$
$R(Y_1, X_2)$	$\{\{1, 3\}, \{2, 4\}, \{5, 6\}\}, \{\{2, 4\}, \{1, 3, 5, 6\}\}$
$R(X_1 X_2, Y_1 Y_2)$	$\{\{1, 4\}, \{2, 5\}, \{3, 6\}\}$
$R(X_1 X_2, Z_1 Y_2)$	$\{\{1, 4\}, \{2, 6\}, \{3, 5\}\}$
$R(Z_1 X_2, Y_1 Y_2)$	$\{\{1, 6\}, \{2, 5\}, \{3, 4\}\}$
$R(Y_1 X_2, X_1 Y_2)$	$\{\{1, 5\}, \{2, 4\}, \{3, 6\}\}$
$R(Z_1 X_2, X_1 Y_2)$	$\{\{1, 5\}, \{2, 6\}, \{3, 4\}\}$
$R(Y_1 X_2, Z_1 Y_2)$	$\{\{1, 6\}, \{2, 4\}, \{3, 5\}\}$

Table 1: Every generator and the explicit row pairings they will be used to reduce under earliest generator ordering.

*Proof.* Suppose  $U$  is a Clifford + Controlled-Phase gate operator with Controlled-Phase gate count  $k'$ . Then its  $\text{SO}(6)$  representation  $\bar{U} \in \bar{\mathcal{G}}$  has denominator exponent  $k \leq k'$  by Proposition 4.1 and Lemma 4.3. If  $k = 0$ , then  $\bar{U}$  is a Clifford  $\bar{C}$ . If  $k > 0$ , using Lemma 4.11 there is a unique choice of some  $\bar{R}_k \in \bar{\mathcal{S}}$  such that  $\bar{R}_k^T \bar{U}$  has an LDE of  $k - 1$ . Then by induction on the denominator exponent, we have a deterministic synthesis algorithm to find a sequence such that

$$\bar{U} = \bar{R}_k \cdots \bar{R}_1 \cdot \bar{C}$$

which implies that

$$U = R_k \cdots R_1 \cdot C$$

which has a Controlled-Phase gate count of  $k \leq k'$ . This algorithm implies both existence and uniqueness of a normal form. To show that the normal form defined by the output of this synthesis algorithm is optimal in Controlled-Phase gate count, we note that to have an LDE of  $k$ , the Clifford+Controlled-Phase gate circuit corresponding to  $\bar{U} \in \bar{\mathcal{G}}$  must contain at least  $k$  Controlled-Phase gates.  $\square$

**Definition 4.14** (Clifford+Controlled-Phase Gate Normal Form). We define the normal form which is the output of the synthesis algorithm defined in Theorem 4.13 as the *Clifford+Controlled-Phase Gate Normal Form*

## 5 The structure of Normal Forms

The algorithm introduced in the previous section defines normal forms but we have not described the structure of these normal forms. The goal of this section is to establish what the output of the synthesis algorithm in Theorem 4.13 actually looks like. We shall do so with the help of some basic graph theory terminology.

**Definition 5.1** ( $\mathcal{F}_m$  Graph). We define the directed  $\mathcal{F}_m$  graph with vertices  $V$  and edges  $E$  as

$$\begin{aligned} V &= [m] \\ E &= \{(x, y) \mid (x, y) \in V^2 \text{ and } \rho_2(\bar{\mathcal{S}}_x \cdot \bar{\mathcal{S}}_y) \text{ has a } 2 \times 2 \times 2 \text{ row-pattern}\} \\ \mathcal{F}_m &= (V, E) \end{aligned}$$

where the edge  $(x, y)$  is interpreted as directed from  $x$  to  $y$ .

*Remark 5.2.* We can equivalently conclude that edge  $E = (x, y)$  is on the graph  $\mathcal{F}_m$  if and only if  $\rho_1(\overline{\mathcal{S}}_x)$  and  $\rho_1(\overline{\mathcal{S}}_y)$  have row-patterns  $p_x$  and  $p_y$  with  $p_x \cap p_y = \emptyset$ .

**Definition 5.3** ( $\mathcal{B}_{j,m}$  Graph). We define the directed  $\mathcal{B}_{j,m}$  graph with vertices  $V'$  and edges  $E'$  as

$$\begin{aligned} V' &= [0, m] \\ E' &= \{(0, x) \mid j \leq x \leq m\} \\ \mathcal{B}_{j,m} &= (V', E'). \end{aligned}$$

Again, edge  $(x, y)$  is interpreted as directed *from*  $x$  to  $y$ .

**Definition 5.4** ( $\mathcal{F}_{j,m}$  Automaton Graph). The  $\mathcal{F}_{j,m}$  Automaton Graph is the union of the graphs  $\mathcal{F}_m$  and  $\mathcal{B}_{j,m}$ . This is to say that if  $\mathcal{F}_m = (V, E)$  and  $\mathcal{B}_{j,m} = (V', E')$ , then

$$\mathcal{F}_{j,m} = \mathcal{F}_m \cup \mathcal{B}_{j,m} = (V \cup V', E \cup E').$$

**Definition 5.5** (Vertex Map). We define the *vertex map*  $\phi : [0, 15] \rightarrow \{\epsilon\} \cup \mathcal{S}$  by

$$\phi(x) = \begin{cases} \epsilon & x = 0 \\ \overline{\mathcal{S}}_x & \text{otherwise} \end{cases}$$

Thus, on input  $x$ , the vertex map  $\phi$  either outputs the empty sequence  $\epsilon$  or the  $x$ th element of  $\overline{\mathcal{S}}$ .

**Definition 5.6** ( $\mathcal{F}_{j,m}$  Automaton Walk). Draw the graph  $\mathcal{F}_{j,m} = (V, E)$ . Take any length  $n$  walk  $\mathcal{W}$  on this graph starting from the vertex 0. This walk takes the sequence of vertices

$$(V_0, V_1, \dots, V_n)$$

where  $V_0 = 0$  and  $(V_j, V_{j+1}) \in E$ . We then define the output of a  $\mathcal{F}_{j,m}$  automaton walk as

$$\phi(V_0)\phi(V_1) \cdots \phi(V_n).$$

In order to describe the structure of normal forms, we will first establish a few lemmas that, in combination, suffice to prove the result. Because the proofs of these lemmas are long and intricate, we have only left one proof in the main body of the text, relegating the proofs of the remaining lemmas to Appendix A.

For these lemmas, let  $\overline{U} \in \overline{\mathcal{G}}$  with lde  $k$  such that  $\rho_k(\overline{U})$  has the row pattern  $V_k$ .  $V_k$  implies under EGO that we use the unique generator  $\overline{G}_k \in \overline{\mathcal{S}}$  with associated row pattern  $W_k$  to reduce the denominator exponent to  $k - 1$ . We can then explicitly check the possible row patterns  $V_{k-1}$  of  $\rho_{k-1}(\overline{G}_k^T \overline{U})$  to try and deduce which operator  $\overline{G}_{k-1} \in \overline{\mathcal{S}}$  with associated row pattern  $W_{k-1}$  must follow. We will also consider left multiplication by some  $\overline{G}_{k+1} \in \overline{\mathcal{S}}$  with row pattern  $W_{k+1}$  such that  $\overline{G}_{k+1} \overline{U}$  has lde  $k + 1$  and associated row pattern  $V_{k+1}$ . Operators  $\overline{G}_{k+1}$ ,  $\overline{G}_k$  and  $\overline{G}_{k-1}$  will have indices  $x$ ,  $y$  and  $z$ , respectively, in the ordered set  $\overline{\mathcal{S}}$ .

With each proof, we provide a diagram to assist the reader in visualizing the pattern of the operators in question. Each diagram consists of panes. In a given pane, we have two labeled columns, corresponding to a row pattern of  $\rho_k(\overline{U})$  which is mapped to  $\rho_{k-1}(\overline{G}_k^T \overline{U})$  or  $\rho_{k+1}(\overline{G}_{k+1} \overline{U})$  as specified. Within each column are three blue boxes – these correspond to the three sets  $s_j = \{x_{j_1}, x_{j_2}\}$  which belong to the row patterns  $W_k$ ,  $W_{k-1}$ , or  $W_{k+1}$ . Sometimes, the blue boxes specify to which set  $s_j$  belongs. These sets are  $\mathcal{A}, \mathcal{B}, \mathcal{E}, \overline{\mathcal{E}}_3$ , and  $\underline{\mathcal{E}}_3$  which are defined as follows:

$$\begin{aligned} \mathcal{A} &= \{\{x, y\} \mid (x, y) \in [3]^2 \text{ and } x \neq y\} \\ \mathcal{B} &= \{\{x, y\} \mid (x, y) \in [4, 6]^2 \text{ and } x \neq y\} \\ \mathcal{E} &= \{\{x, y\} \mid (x, y) \in ([3], [4, 6])\} \\ \overline{\mathcal{E}}_3 &= \{\{x, y\} \mid (x, y) \in ([3], [4, 6]) \text{ and } x \neq y \pmod{3}\} \\ \underline{\mathcal{E}}_3 &= \mathcal{E} / \overline{\mathcal{E}}_3 \end{aligned}$$

Occasionally, we say that some  $s \in \mathcal{A}$  or  $s \in \mathcal{B}$  – we denote this as  $s \in \mathcal{A}|\mathcal{B}$  (rather than the usual  $s \in \mathcal{A} \cup \mathcal{B}$ ) so that if we have two sets  $s_1 \in \mathcal{A}|\mathcal{B}$  and  $s_2 \in \mathcal{B}|\mathcal{A}$ , we can specify if  $s_1 \in \mathcal{A}$  then  $s_2 \in \mathcal{B}$  and if  $s_1 \in \mathcal{B}$  then  $s_2 \in \mathcal{A}$ .

The larger green boxes which subsume the blue boxes represent the sets of paired rows in  $V_k$ ,  $V_{k-1}$ , or  $V_{k+1}$ . In the case where  $W_j = V_j$ , each blue box has an equivalent green box. If  $V_j$  is explicitly a  $2 \times 4$  pattern, one of the green boxes contains two blue boxes corresponding to four paired rows. Sometimes, we use red boxes in place of green boxes. This is to indicate that a 4-pattern may or may not be present. When green boxes overlap with red boxes, we mean that anything in the green box must explicitly be paired, and may or may not be paired with anything bridged by the red box.

Each pane determines where two indices map upon  $\rho_k(\overline{U}) \rightarrow \rho_{k-1}(\overline{G}_k^T \overline{U})$  or  $\rho_k(\overline{U}) \rightarrow \rho_{k+1}(\overline{G}_{k+1} \overline{U})$ . An arrow which originates on a blue box signifies that one element of the set  $s$  to which that blue box corresponds is mapped somewhere. When that arrow terminates on the perimeter of a red box, we mean that the element in question ends up at least somewhere within the confines of the red box. When it terminates on the perimeter of a green box, we mean that the element must end up within the space the green box confines. Finally, when the arrow terminates on a blue box, we mean that the row index is explicitly contained within that set. The last pane of every diagram corresponds both to the transformation  $W_j \rightarrow W_{j'}$  and  $V_j \rightarrow V_{j'}$ , sometimes with multiple possible resultant patterns.

**Lemma 5.7.**  $V$  is a  $2 \times 2 \times 2$  pattern if and only if  $\overline{U}$  is of the form

$$(\mathcal{F}_{1,15} \text{ Automaton Walk}) \cdot \mathcal{C}. \quad (16)$$

*Proof.* Let us consider the “only if” direction first. If  $V_k$  is a  $2 \times 2 \times 2$  pattern, then, for  $s \in V_k$ , we have

$$\left( \rho_{k-1}(\overline{G}_k^T \overline{U}) \right) [s; [6]] = \begin{bmatrix} \vec{r}_1 \\ \vec{r}_2 \end{bmatrix}$$

with  $\vec{r}_1 \neq \vec{r}_2$ . We can immediately conclude  $s \notin V_{k-1}$ , and moreover as this holds for every  $s \in V_k$ , no four rows of  $\rho_{k-1}(\overline{G}_k^T \overline{U})$  match and thus  $V_{k-1}$  is a  $2 \times 2 \times 2$  pattern (see Fig. 3). Therefore, since  $W_k = V_k$ , and  $W_{k-1} = V_{k-1}$  by Lemma 4.11 and thus  $W_k \cap W_{k-1} = \emptyset$ , we have by Remark 5.2 that  $(y, z)$  is an edge on the graph  $\mathcal{F}_{15}$ . By induction on the denominator exponent, we see that for any  $\overline{U}$  with lde  $k$  and with a  $2 \times 2 \times 2$  row pattern of  $\rho_k(\overline{U})$ , synthesis under EGO must result in a sequence of operators consistent with a walk on the graph  $\mathcal{F}_{15}$  under the vertex map until we reach a denominator exponent of zero. Noting that our initial generator  $\overline{G}_k$  may be any of the fifteen elements of  $\overline{\mathcal{S}}$ , we conclude that the output must be some operator of the form in Eq. (16).

Now, suppose it is known that  $\overline{U}$  has the form of Eq. (16) and has a  $2 \times 2 \times 2$  row-pattern. Consider left multiplication of this operator by some  $\overline{G}_{k+1}$  such that  $(x, y)$  is an edge on the graph  $\mathcal{F}_{15}$ . By Remark 5.2, we know that  $W_{k+1} \cap W_k = \emptyset$ . Let  $s \in W_{k+1}$ . Using these facts we get

$$\begin{aligned} (\rho_k(\overline{U})) [s; [6]] &= \begin{bmatrix} \vec{r}_1 \\ \vec{r}_2 \end{bmatrix} \\ (\rho_{k+1}(\overline{G}_{k+1} \overline{U})) [s; [6]] &= \begin{bmatrix} \vec{r}_1 + \vec{r}_2 \\ \vec{r}_1 + \vec{r}_2 \end{bmatrix} \end{aligned}$$

with  $\vec{r}_1 \neq \vec{r}_2$ . Thus, the rows of  $s$  are paired in our new operator. We can further conclude  $s \in V_{k+1}$  such that  $V_{k+1} = W_{k+1}$ , as a  $2 \times 4$  pattern for  $V_{k+1}$  would imply that one  $s$  is such that  $\vec{r}_1 + \vec{r}_2 = 0$  which is a contradiction; thus  $V_{k+1}$  must be a  $2 \times 2 \times 2$  pattern (see Fig. 4). This implies that if  $\overline{U}$  has the form of Eq. (16), is a  $2 \times 2 \times 2$  pattern, and is as a sequence the output of our synthesis algorithm, then so is  $\overline{G}_{k+1} \overline{U}$ . Note that by Proposition 4.1 all length one walks (i.e., operators with lde one) on the graph  $\mathcal{F}_{1,15}$  have a  $2 \times 2 \times 2$  pattern and are consistent with the output of our synthesis algorithm. Thus, by induction, we conclude that every such sequence must be a valid output of the synthesis algorithm, and in turn can conclude Lemma 5.7 holds.  $\square$

The following lemmas, which describe further walks on graphs, are proved in Appendix A.

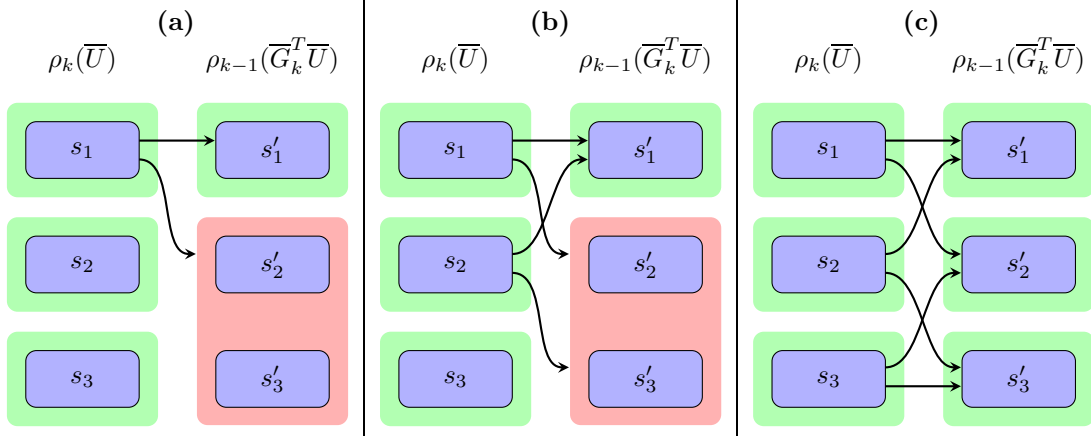


Figure 3: Proof diagram for the “only if” direction of Lemma 5.7. In pane **(a)**, we observe that the first pair  $s_1 \in V_k$  cannot be  $\in V_{k-1}$ . In pane **(b)**, we note that a pair  $s_2 \in V_k$  must send exactly one element to  $s'_1$  and one elsewhere. Finally, in pane **(c)** we see that  $s_3 \in V_k$  cannot be paired in  $V_{k-1}$ , restricting the final outcome to a  $2 \times 2 \times 2$  pattern with  $V_k \cap V_{k-1} = \emptyset$  and  $W_k \cap W_{k-1} = \emptyset$ .

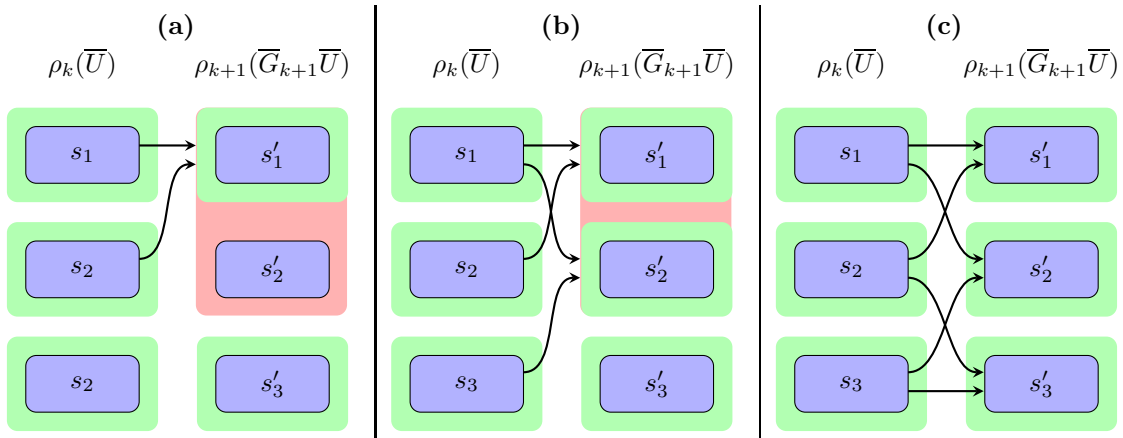


Figure 4: Proof diagram for the “if” direction of Lemma 5.7. In pane **(a)**, we observe that the first pair  $s'_1 \in V_{k+1}$  cannot be  $\in V_k$  and likewise cannot be the 2-pattern in a  $2 \times 4$  pattern. In pane **(b)**, we apply the same logic to  $s'_2 \in V_{k+1}$ , noting it may be part of a 4-pattern. Finally, in pane **(c)** we see that  $s'_3 \in V_{k+1}$  has the same restrictions, forcing the final outcome to be a  $2 \times 2 \times 2$  pattern with  $V_k \cap V_{k+1} = \emptyset$  and  $W_k \cap W_{k+1} = \emptyset$ .

**Lemma 5.8.**  $V$  is a  $2 \times 4$  pattern with some  $s \in V$  where  $s \in \mathcal{E}$  if and only if  $\overline{U}$  is of the form

$$(\mathcal{F}_{1,9} \text{ Automaton Walk})(\mathcal{F}_{10,15} \text{ Automaton Walk}) \cdot \mathcal{C} \quad (17)$$

but not of the form in Eq. (16).

**Lemma 5.9.**  $V$  is a  $2 \times 4$  pattern with some  $s \in V$  such that  $s \in \mathcal{A} \cup \mathcal{B}$  if and only if  $\overline{U}$  is of the form

$$(\mathcal{F}_{1,3} \text{ Automaton Walk})(\mathcal{F}_{4,9} \text{ Automaton Walk})(\mathcal{F}_{10,15} \text{ Automaton Walk}) \cdot \mathcal{C} \quad (18)$$

but not of the form in Eq. (16) or Eq. (17).

**Proposition 5.10.** A circuit is in Clifford+Controlled-Phase gate normal form if and only if it is of the form

$$(\mathcal{F}_{1,3} \text{ Automaton Walk})(\mathcal{F}_{4,9} \text{ Automaton Walk})(\mathcal{F}_{10,15} \text{ Automaton Walk}) \cdot \mathcal{C}. \quad (19)$$

*Proof.* We first note the following inclusions for our automaton walks:

$$\begin{aligned} & (\mathcal{F}_{1,15} \text{ Automaton Walk}) \\ & \subset (\mathcal{F}_{1,9} \text{ Automaton Walk})(\mathcal{F}_{10,15} \text{ Automaton Walk}) \\ & \subset (\mathcal{F}_{1,3} \text{ Automaton Walk})(\mathcal{F}_{4,9} \text{ Automaton Walk})(\mathcal{F}_{10,15} \text{ Automaton Walk}) \end{aligned}$$

By these inclusions, Theorems 4.12 and 4.13 and Lemmas 5.7 to 5.9 we can conclude that a circuit is in Clifford+Controlled-Phase gate normal form if and only if it has the form

$$(\mathcal{F}_{1,3} \text{ Automaton Walk})(\mathcal{F}_{4,9} \text{ Automaton Walk})(\mathcal{F}_{10,15} \text{ Automaton Walk}) \cdot \mathcal{C}. \quad \square$$

We now use the structure described in Proposition 5.10 to derive further results about Clifford+CS operators.

**Lemma 5.11.** There are  $86400(3 \cdot 8^n - 2 \cdot 4^n)$  Clifford+Controlled-Phase operators of Controlled-Phase gate count precisely  $n \geq 1$ .

*Proof.* We can use the internal structure of the normal form from Proposition 5.10 to count the number of operators for a given Controlled-Phase gate count  $n$ . Explicitly, this is

$$\begin{aligned} & \left[ 6 \cdot 8^{n-1} + 6 \cdot 4^{n-1} + 3 \cdot 2^{n-1} + \sum_{0 < l < n} 18 \cdot 2^{2n-3-l} + \sum_{0 < l < n} 18 \cdot 2^{3n-4-2l} \right. \\ & \quad \left. + \sum_{0 < j < n} 36 \cdot 2^{3n-5-j} + \sum_{0 < l < n-j} \sum_{0 < j < n} 108 \cdot 2^{3n-6-j-2l} \right] \cdot |\mathcal{C}| \end{aligned}$$

These terms represent, in order, the number of length  $n$  sequences from the: purely  $\mathcal{F}_{10,15}$  walk automaton, purely  $\mathcal{F}_{4,9}$  walk automaton, purely  $\mathcal{F}_{1,3}$  walk automaton, partly  $\mathcal{F}_{1,3}$  and  $\mathcal{F}_{4,9}$  walk automata, partly  $\mathcal{F}_{1,3}$  and  $\mathcal{F}_{10,15}$  walk automata, partly  $\mathcal{F}_{4,9}$  and  $\mathcal{F}_{10,15}$  walk automata, and partly  $\mathcal{F}_{1,3}$ ,  $\mathcal{F}_{4,9}$ , and  $\mathcal{F}_{10,15}$  walk automata. After applying the geometric series formula a few times and substituting in  $|\mathcal{C}| = 92160$ , we arrive at the desired result.  $\square$

**Corollary 5.12.** There are

$$\frac{46080}{7}(45 \cdot 8^n - 35 \cdot 4^n + 4)$$

Clifford+Controlled-Phase operators of Controlled-Phase gate count  $\leq n$ .

*Proof.* Use the geometric series formula in conjunction with Lemma 5.11 and a value of 92160 for the Controlled-Phase gate count  $n = 0$  operators consistent with the cardinality of the Clifford group.  $\square$

**Lemma 5.13.** *In order to  $\epsilon$ -approximate any two-qubit special unitary operator, there are circuits that will require at least*

$$n \gtrsim 5 \log_2 \left( \frac{1}{\epsilon} \right) - 0.67$$

*Controlled-Phase gates.*

*Proof.* By a volume counting argument. Each operator must occupy an  $\epsilon$ -ball worth of volume in 15-dimensional  $SU(4)$  space, and the sum of all these volumes must add to the total  $SU(4)$  volume of  $\frac{\sqrt{2}\pi^9}{3}$ . The number of circuits up to Controlled-Phase gate count  $n$  is taken from Corollary 5.12 (we must divide the result by two to account for the absence of overall phase  $\omega$  in the special unitary group) and a 15-dimensional  $\epsilon$ -ball has a volume of  $\frac{\pi^{\frac{15}{2}}}{\Gamma(\frac{15}{2}+1)}\epsilon^{15}$ .  $\square$

*Remark 5.14.* In the case of Clifford+ $T$  circuits, it was established in [8] that for single-qubit unitaries of determinant one, the lde  $k$  in the  $SU(2)$  representation was related to the  $T$ -count, which was one of  $2k - 2$  or  $2k$ . Interestingly, this is *not* the case for the  $SU(4)$  representation of determinant one  $\mathcal{C} + CS$  operators. Indeed, no such simple relationship holds between the  $CS$ -count and the lde in the  $SU(4)$  representation in the general case. This is easy to check by generating random  $\mathcal{C} + CS$  circuits with determinant one and then checking the lde in both the  $SU(4)$  and  $SO(6)$  representations.

That being said, we can still determine bounds for the  $CS$  count using the lde in an operator's  $SU(4)$  representation. Examination of Eq. (10) implies that the lde  $k'$  of an  $SO(6)$  representation for an lde  $k$   $SU(4)$  operator must be such that

$$k' \leq 2k + 2.$$

Likewise, close examination of Proposition 5.10 shows that every  $CS$  operator must be separated from one another by a Clifford with an lde of at most 2 in its unitary representation. Combining with the fact that the largest lde of an operator in  $\mathcal{C}_2$  is 3, we see that

$$k' \geq \frac{k - 3}{2}.$$

Combining our inequalities, we have that the  $CS$  count  $k'$  for a special unitary operator with an lde  $k$  is bounded by

$$\frac{k - 3}{2} \leq k' \leq 2k + 2. \tag{20}$$

This means that the  $CS$  count of an operator always scales linearly with the lde of its unitary representation. For large  $k$ , most operators seem to be such that  $\frac{5}{4}k \lesssim k' \lesssim \frac{4}{3}k$ , though there are examples of operators with  $k \approx k'$  or  $2k \approx k'$ .

## 6 Conclusion

We have described the first provably optimal compilation algorithm in terms of non-Clifford count for a fault-tolerant multi-qubit gate set. This establishes the existence of a unique normal form for two-qubit Clifford+ $CS$  circuits. We show that this synthesis algorithm is computable in a time logarithmic in the gate-count of the original circuit. Finally, we use a volume counting argument to show that  $\epsilon$ -approximation of two-qubit unitaries will take at least  $5 \log_2(1/\epsilon)$   $CS$  gates in the typical case.

We hope that the techniques use in the present work can be used to develop optimal multi-qubit normal forms for other two-qubit gate sets, such as the two-qubit Clifford+ $T$  gate set. Indeed, it can be shown that the  $SO(6)$  representation of Clifford+ $T$  operators are exactly the set of  $SO(6)$  matrices with entries in the ring  $\mathbb{Z}[1/\sqrt{2}]$ . Further afield, the exceptional isomorphism for  $SU(8)$  could potentially be leveraged to design synthesis algorithms for three-qubit operators. Such algorithms would provide a powerful theoretical basis for general quantum compilers.



## References

- [1] M. Amy, A. Glaudell, and N. J. Ross. Number-theoretic characterizations of some restricted clifford+t circuits. Upcoming publication, preprint available from [arXiv:1908.06076](https://arxiv.org/abs/1908.06076), 2019.
- [2] M. Amy, D. Maslov, and M. Mosca. Polynomial-time T-depth optimization of Clifford+T circuits via matroid partitioning. *IEEE Transactions on Computer-Aided Design of Integrated Circuits and Systems*, 33(10):1476–1489, 2014. Also available from [arXiv:1303.2042](https://arxiv.org/abs/1303.2042).
- [3] D. Berry, G. Ahokas, R. Cleve, and B. Sanders. Efficient quantum algorithms for simulating sparse hamiltonians. *Communications in Mathematical Physics*, 270(2):359–371, 3 2007.
- [4] A. Bocharov. A note on optimality of quantum circuits over metaplectic basis. *Quantum Information and Computation*, 18(1&2):0001–0017, 2018.
- [5] A. Bocharov, S. X. Cui, M. Roetteler, and K. M. Svore. Improved quantum ternary arithmetic. *Quantum Info. Comput.*, 16(9-10):862–884, July 2016.
- [6] A. Bocharov, X. Cui, V. Kliuchnikov, and Z. Wang. Efficient topological compilation for a weakly integral anyonic model. *Physical Review A*, 93(1):012313, 2016.
- [7] S. Forest, D. Gosset, V. Kliuchnikov, and D. McKinnon. Exact synthesis of single-qubit unitaries over clifford-cyclotomic gate sets. *Journal of Mathematical Physics*, 56(8):082201, 2015.
- [8] B. Giles and P. Selinger. Exact synthesis of multiqubit Clifford+T circuits. *Physical Review A*, 87:032332, 2013. Also available from [arXiv:1212.0506](https://arxiv.org/abs/1212.0506).
- [9] B. Giles and P. Selinger. Remarks on Matsumoto and Amano’s normal form for single-qubit Clifford+T operators. Also available from [arXiv:1312.6584](https://arxiv.org/abs/1312.6584), Dec. 2013.
- [10] A. N. Glaudell, N. J. Ross, and J. M. Taylor. Canonical forms for single-qutrit clifford+t operators. *Annals of Physics*, 406:54–70, 8/19/2019 2019.
- [11] D. Gosset, V. Kliuchnikov, M. Mosca, and V. Russo. An algorithm for the T-count. *Quantum Information & Computation*, 14(15-16):1261–1276, Nov. 2014. Also available from [arXiv:1308.4134](https://arxiv.org/abs/1308.4134).
- [12] L. E. Heyfron and E. T. Campbell. An efficient quantum compiler that reduces T count. *Quantum Science and Technology*, 4(1):015004, 2018. Also available from [arXiv:1712.01557](https://arxiv.org/abs/1712.01557).
- [13] A. Y. Kitaev, A. H. Shen, and M. N. Vyalı. *Classical and Quantum Computation*. American Mathematical Society, Boston, MA, USA, 2002.
- [14] V. Kliuchnikov, A. Bocharov, M. Roetteler, and J. Yard. A framework for approximating qubit unitaries. Preprint available from [arXiv:1510.03888](https://arxiv.org/abs/1510.03888), 2015.
- [15] V. Kliuchnikov, A. Bocharov, and K. M. Svore. Asymptotically optimal topological quantum compiling. *Physical review letters*, 112(14):140504, 2014.
- [16] V. Kliuchnikov, D. Maslov, and M. Mosca. Practical approximation of single-qubit unitaries by single-qubit quantum Clifford and T circuits. *IEEE Transactions on Computers*, 65(1):161–172, Jan 2016. Also available from [arXiv:1212.6964](https://arxiv.org/abs/1212.6964).
- [17] K. Matsumoto and K. Amano. Representation of quantum circuits with Clifford and  $\pi/8$  gates. Preprint available from [arXiv:0806.3834](https://arxiv.org/abs/0806.3834), June 2008.
- [18] G. Meuli, M. Soeken, and G. D. Micheli. SAT-based {CNOT, T} quantum circuit synthesis. In *Proceedings of the 10th International Conference on Reversible Computation*, RC '17, pages 175–188, 2018.

- [19] B. W. Reichardt. Quantum Universality from Magic States Distillation Applied to CSS Codes. *Quantum Information Processing*, 4(3):251–264, 2005.
- [20] N. J. Ross. Optimal ancilla-free Clifford+V approximation of  $z$ -rotations. *Quantum Information and Computation*, 15(11–12):932–950, 2015.
- [21] N. J. Ross and P. Selinger. Optimal ancilla-free Clifford+T approximation of  $z$ -rotations. *Quantum Information & Computation*, 16(11-12):901–953, 2016. Also available from [arXiv:1403.2975](https://arxiv.org/abs/1403.2975).
- [22] T. Tilma and E. Sudarshan. Generalized euler angle parametrization for  $\mathfrak{su}(n)$ . *Journal of Physics A: Mathematical and General*, 35(48):10467, 2002.

## A Walks

In this appendix, we provide proofs for Lemma 5.8 and Lemma 5.9.

**Lemma.**  $V$  is a  $2 \times 4$  pattern with some  $s \in V$  where  $s \in \mathcal{E}$  if and only if  $\overline{U}$  is of the form

$$(\mathcal{F}_{1,9} \text{ Automaton Walk})(\mathcal{F}_{10,15} \text{ Automaton Walk}) \cdot \mathcal{C} \quad (21)$$

but not of the form in Eq. (16).

*Proof.* Beginning with the “only if” direction, if  $V_k$  is a  $2 \times 4$  pattern with some  $s_3 \in V$  such that  $s_3 \in \mathcal{E}$ , then we have one pair  $s_3 \in W_k \cap V_k$  and two pairs  $\{s_1, s_2\} = W_k \setminus V_k$ . Under EGO, we have  $G_k \in \{\mathcal{S}_1, \dots, \mathcal{S}_9\}$  and so  $s_1 \in \mathcal{A}$  and  $s_2 \in \mathcal{B}$ . We have

$$\begin{aligned} (\rho_{k-1}(\overline{G}_k^T \overline{U})) [s_3; [6]] &= \begin{bmatrix} \vec{r}_1 \\ \vec{r}_1 \end{bmatrix} \\ (\rho_{k-1}(\overline{G}_k^T \overline{U})) [s_j; [6]] &= \begin{bmatrix} \vec{r}_{j_1} \\ \vec{r}_{j_2} \end{bmatrix} \forall j \neq 3 \end{aligned}$$

with  $\vec{r}_{j_1} \neq \vec{r}_{j_2}$  which implies  $s_3$  is either a pair or part of a 4-pattern in  $V_{k-1}$  and  $\{s_1, s_2\} \cap V_{k-1} = \emptyset$ . These constraints immediately imply that either  $V_{k-1}$  is a  $2 \times 2 \times 2$  pattern such that there are three pairs  $s'_j \in \mathcal{E}$ , or  $V_{k-1}$  is a  $2 \times 4$  pattern with one pair  $s'_1 \in \mathcal{E}$  (see Fig. 5). In the first case we know  $V_{k-1} = W_{k-1}$ , and as we have  $s_3 \in V_{k-1}$ , then  $W_k \cap W_{k-1} \neq \emptyset$ . Given the graph  $\mathcal{F}_{15} = (V, E)$ , this implies

$$G_{k-1} \in \{\mathcal{S}_z \mid z \in [10, 15], (y, z) \notin E\}. \quad (22)$$

On the other hand, if  $V_{k-1}$  is a  $2 \times 4$  pattern, we see that as  $s_3 \cap s'_1 = \emptyset$  with  $\{s_1, s'_2\} \subset \mathcal{A}$  and  $\{s_2, s'_3\} \subset \mathcal{B}$ , the pattern of  $V_{k-1}$  under EGO corresponds to using one of the generators  $\{\overline{\mathcal{S}}_1, \dots, \overline{\mathcal{S}}_9\}$ . Restricted to this set, the only way to have patterns  $W_k$  and  $W_{k-1}$  with  $s_j$  and  $s'_j$  as specified is if  $W_k \cap W_{k-1} = \emptyset$ . We can thus conclude that  $(y, z)$  is an edge on the graph  $\mathcal{F}_9$ . By induction on the denominator exponent, we see that for any  $\overline{U}$  with lde  $k$  and with a  $2 \times 4$  row pattern of  $\rho_k(\overline{U})$  with some  $s \in V_k$  such that  $s \in \mathcal{E}$ , synthesis under EGO must result in a sequence of operators consistent with a walk on the graph  $\mathcal{F}_9$  under the vertex map until we reach an operator with an associated  $2 \times 2 \times 2$  row pattern which in turn must be consistent with Eq. (22). As our initial generator  $\overline{G}_k$  may be any of the first 9 elements of  $(\mathcal{S})$ , using Lemma 5.7 we conclude that the output of the synthesis algorithm must be some operator of the form in Eq. (21).

Now, suppose it is known that  $\overline{U}$  has the form of Eq. (21) and is a  $2 \times 4$  pattern with some  $s_3 \in V_k$  such that  $s_3 \in \mathcal{E}$ . Consider left multiplication of this operator by some  $\overline{G}_{k+1}$  such that  $(x, y)$  is an edge on the graph  $\mathcal{F}_9$ . By Remark 5.2, we know that  $W_{k+1} \cap W_k = \emptyset$ . There must be two pairs  $\{s'_2, s'_3\} \subset W_{k+1}$  that are not paired in  $V_k$  and one pair  $s'_1 \in W_{k+1}$  that is paired in  $V_k$ . Furthermore, as  $W_{k+1} \cap W_k = \emptyset$ , we know

that  $s'_1 \in \mathcal{E}$ . Using these facts, we get

$$(\rho_k(\overline{U})) [s'_j; [6]] = \begin{bmatrix} \vec{r}_{j_1} \\ \vec{r}_{j_2} \end{bmatrix} \forall j \neq 1 \quad (23)$$

$$(\rho_{k+1}(\overline{G}_{k+1}\overline{U})) [s'_j; [6]] = \begin{bmatrix} \vec{r}_{j_1} + \vec{r}_{j_2} \\ \vec{r}_{j_1} + \vec{r}_{j_2} \end{bmatrix} \forall j \neq 1 \quad (24)$$

$$(\rho_{k+1}(\overline{G}_{k+1}\overline{U})) [s'_1; [6]] = \begin{bmatrix} \vec{0} \end{bmatrix} \quad (25)$$

with  $\vec{r}_{j_1} \neq \vec{r}_{j_2}$ . Thus, the rows of  $s'_2$  and  $s'_3$  are paired in our new operator which must have lde  $k+1$ . We see that  $s'_1 \in V_{k+1} \cap W_{k+1}$  and that  $V_{k+1}$  must be a  $2 \times 4$  pattern (see Fig. 6). This implies that if  $\overline{U}$  has the form of Eq. (21), is a  $2 \times 4$  pattern with some  $s \in V_k$  where  $s \in \mathcal{E}$ , and is as a sequence the output of our synthesis algorithm, then so must be  $\overline{G}_{k+1}\overline{U}$ .

Now, consider left-multiplication of  $\overline{U}$  when  $V_k$  is a  $2 \times 2 \times 2$  pattern with  $G_k \in \{\mathcal{S}_{10}, \dots, \mathcal{S}_{15}\}$  by a generator  $\overline{G}_{k+1} \in \{\mathcal{S}_1, \dots, \mathcal{S}_9\}$  such that  $s_1 \in W_{k+1} \cap W_k$  and with two pairs  $\{s'_2, s'_3\} \in W_{k+1} \setminus W_k$ . Our set restrictions imply that  $s_1 \in \mathcal{E}$ . Then we see Eqs. (23) to (25) hold in this case and so by the same reasoning  $V_{k+1}$  must be a  $2 \times 4$  pattern with  $s'_1 = s_1 \in V_{k+1}$  (see Fig. 7). Thus, any operator of the form Eq. (21) but not Eq. (16) where the  $\mathcal{F}_{1,9}$  automaton walk is of length one must be such that it has an associated  $2 \times 4$  pattern  $V_k$  with  $s \in V_k$  where  $s \in \mathcal{E}$ . By induction, we conclude that every sequence of the form Eq. (21) must be a valid output of the synthesis algorithm, and in turn can conclude Appendix A holds.  $\square$

**Lemma.**  $V$  is a  $2 \times 4$  pattern with some  $s \in V$  such that  $s \in \mathcal{A} \cup \mathcal{B}$  if and only if  $\overline{U}$  is of the form

$$(\mathcal{F}_{1,3} \text{ Automaton Walk})(\mathcal{F}_{4,9} \text{ Automaton Walk})(\mathcal{F}_{10,15} \text{ Automaton Walk}) \cdot \mathcal{C} \quad (26)$$

but not of the form in Eq. (16) or Eq. (21).

*Proof.* Beginning with the “only if” direction, if  $V_k$  is a  $2 \times 4$  pattern with some  $s_3 \in V$  such that  $s_3 \in \mathcal{A} \cup \mathcal{B}$ , then we have one pair  $s_3 \in W_k \cap V_k$ . Furthermore, under EGO there are pairs  $\{s_1, s_2\} = W \setminus V$  with  $s_1 \in \mathcal{A} \cup \mathcal{B}$  and  $s_2 \in \overline{\mathcal{E}}_3$ . We have

$$\begin{aligned} (\rho_{k-1}(\overline{G}_k^T \overline{U})) [s_3; [6]] &= \begin{bmatrix} \vec{r}_1 \\ \vec{r}_1 \end{bmatrix} \\ (\rho_{k-1}(\overline{G}_k^T \overline{U})) [s_j; [6]] &= \begin{bmatrix} \vec{r}_{j_1} \\ \vec{r}_{j_2} \end{bmatrix} \forall j \neq 3 \end{aligned}$$

with  $\vec{r}_{j_1} \neq \vec{r}_{j_2}$  which implies  $s_3$  is either a pair or part of a 4-pattern in  $V_{k-1}$  and  $\{s_2, s_3\} \cap V_{k-1} = \emptyset$ .

Suppose  $V_{k-1}$  is  $2 \times 2 \times 2$  paired. As  $s_3 \in V_{k-1}$  and  $\{s_2, s_3\} \cap V_{k-1} = \emptyset$ , we can conclude there must be two pairs  $\{s'_1, s'_2\} \subset V_{k-1}$  such that  $s'_1 \in \underline{\mathcal{E}}_3$  and  $s'_2 \in \mathcal{A} \cup \mathcal{B}$ . Letting the graph  $\mathcal{F}_9$  have edges  $E$ , we see that our new row pattern  $V_{k-1} = W_{k-1}$  along with  $W_k \cap W_{k-1} \neq \emptyset$  implies

$$G_{k-1} \in \{\mathcal{S}_z \mid z \in [4, 9], (y, z) \notin E\}. \quad (27)$$

Suppose instead  $V_{k-1}$  is  $2 \times 4$  paired. There are two possibilities for  $s'_1 \in V_{k-1}$ : either  $s'_1 \in \underline{\mathcal{E}}_3$  or  $s'_1 \in \mathcal{A} \cup \mathcal{B}$  with  $s'_1 \notin W_k$ . In the first case, under EGO we see that the corresponding  $W_{k-1}$  is always such that  $W_k \cap W_{k-1} \neq \emptyset$  and so again Eq. (27) holds. In the second case, under EGO we immediately conclude that  $W_k \cap W_{k-1} = \emptyset$  and so  $G_{k-1} \in \{\mathcal{S}_1, \mathcal{S}_2, \mathcal{S}_3\}$  such that  $(y, z)$  is an edge on the graph  $\mathcal{F}_3$ . Refer to Fig. 8 for a visual aid.

By induction on the denominator exponent, we see that for any  $\overline{U}$  with lde  $k$  and with a  $2 \times 4$  row pattern of  $\rho_k(\overline{U})$  with some  $s \in V_k$  such that  $s \in \mathcal{A} \cup \mathcal{B}$ , synthesis under EGO must result in a sequence of operators consistent with a walk on the graph  $\mathcal{F}_3$  under the vertex map until we either reach an operator with an associated  $2 \times 2 \times 2$  row pattern or a  $2 \times 4$  row pattern. Regardless of which, there is an  $s' \in V_{k-1}$  such

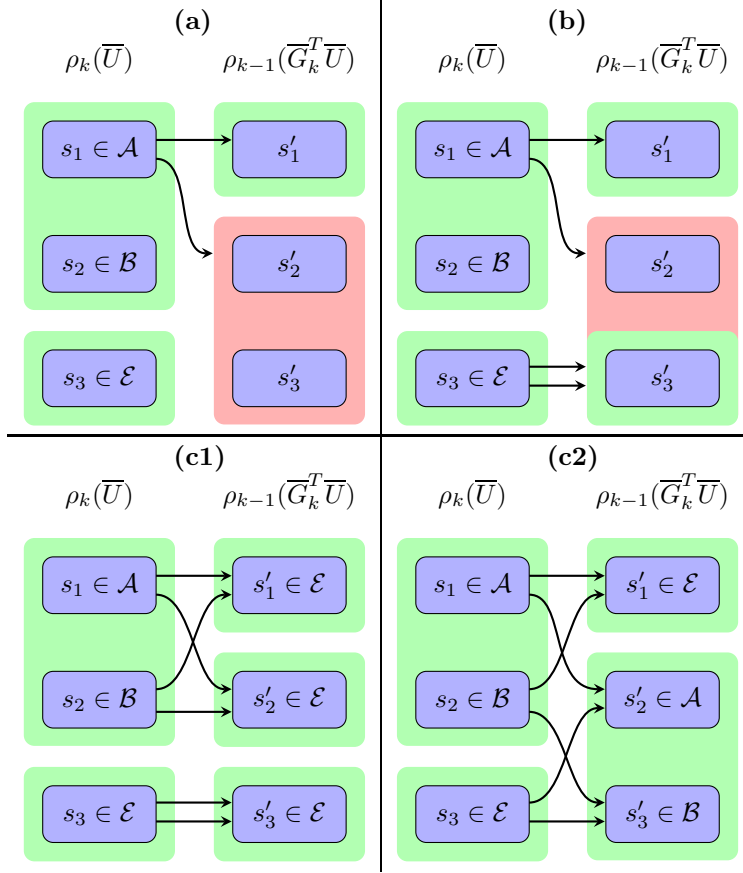


Figure 5: Proof diagram for the “only if” direction of Appendix A. In pane (a), we observe that the pair  $s_1 \in V_k$  cannot be  $\in V_{k-1}$ . In pane (b), we note that the pair  $s_3 \in V_k$  must be paired in  $V_{k-1}$  and cannot be a 2-pair in a  $2 \times 4$  pattern. In pane (c1), we see that if  $V_{k-1}$  is a  $2 \times 2 \times 2$  pattern, the resulting sets in  $V_{k-1} = W_{k-1}$  must be such that  $W_{k-1} \subset \mathcal{E}$ . In pane (c2), if  $V_{k-1}$  is a  $2 \times 4$  pattern then we see that the 2-pair  $s'_1 \in \mathcal{E}$ . Under EGO, the remaining pairs of  $W_{k-1}$  must then belong to the sets  $\mathcal{A}$  and  $\mathcal{B}$ .

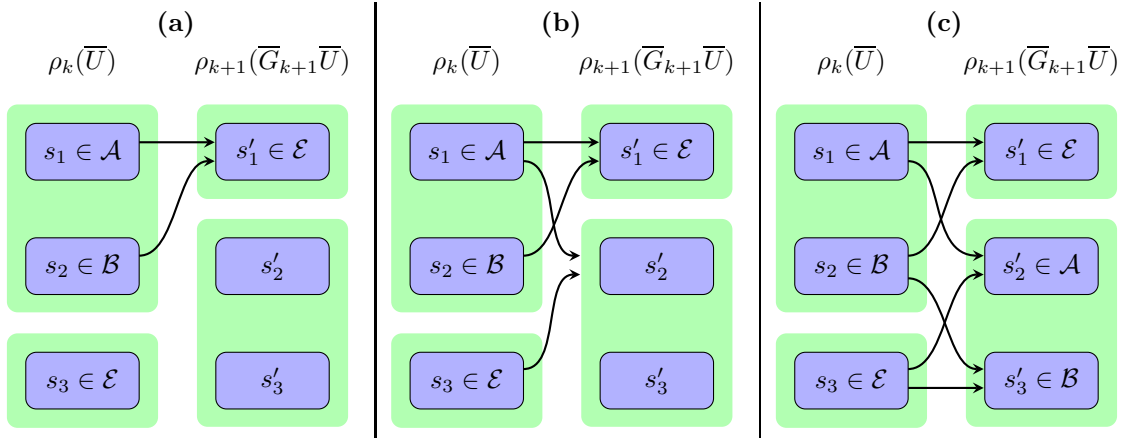


Figure 6: Proof diagram for the induction hypothesis of the “if” direction of Appendix A. In pane (a), we observe that  $s'_1 \in \mathcal{E}$  which must form the 2-pair in the  $2 \times 4$  pattern  $V_{k+1}$  must come from the 4-pattern  $\in V_k$ . In panes (b) and (c), we form the 4-pattern of  $V_{k+1}$  from the remaining elements. Under EGO,  $s'_2 \in \mathcal{A}$  and  $s'_3 \in \mathcal{B}$ .

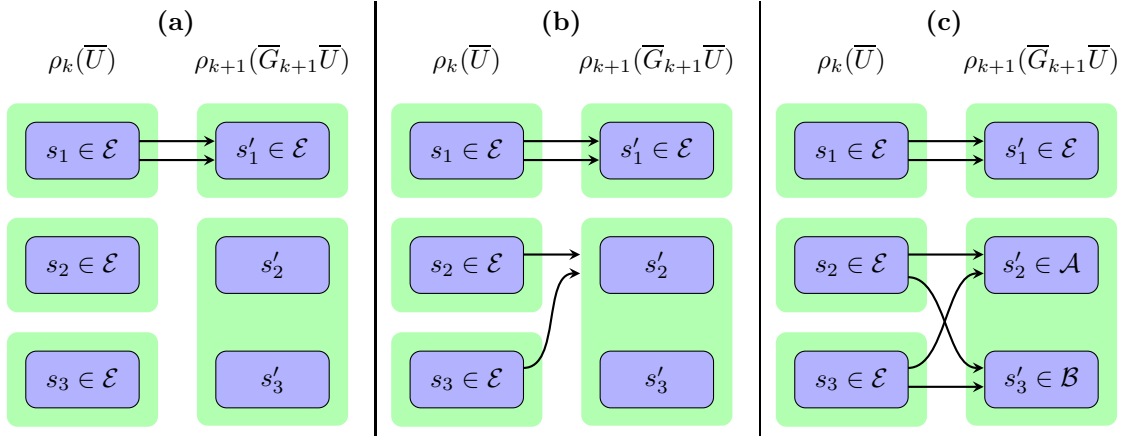


Figure 7: Proof diagram for the base case of the “if” direction of Appendix A. In pane (a), we observe that  $s_1 \in \mathcal{E}$  must form the 2-pair  $s'_1$  in the  $2 \times 4$  pattern  $V_{k+1}$ . In panes (b) and (c), we form the 4-pattern of  $V_{k+1}$  from the remaining elements. Under EGO,  $s'_2 \in \mathcal{A}$  and  $s'_3 \in \mathcal{B}$ .

that  $s' \in \underline{\mathcal{E}}_3$  which implies consistency with Eq. (27). As our initial generator  $\overline{G}_k$  may be any of the first 3 elements of  $(\mathcal{S})$ , using Lemmas 5.7 and 5.8 we conclude that the output of the synthesis algorithm must be some operator of the form in Eq. (26) but not Eqs. (16) and (17).

Now, suppose it is known that  $\overline{U}$  has the form of Eq. (26) and is a  $2 \times 4$  pattern with some  $s_3 \in V_k$  such that  $s_3 \in \mathcal{A}|\mathcal{B}$ . Furthermore, let  $s_1 \in \mathcal{B}|\mathcal{A}$  and  $s_2 \in \overline{\mathcal{E}}_3$  such that  $\{s_1, s_2\} \subset W_k$  and which form a 4-pattern. Consider left multiplication of this operator by some  $\overline{G}_{k+1}$  such that  $(x, y)$  is an edge on the graph  $\mathcal{F}_3$ . By Remark 5.2, we know that  $W_{k+1} \cap W_k = \emptyset$ . There must be two pairs  $\{s'_2, s'_3\} \subset W_{k+1}$  that are not paired in  $V_k$  and one pair  $s'_1 \in W_{k+1}$  that is part of the 4-pattern in  $V_k$ . Restricted to the set of operators  $\{\mathcal{S}_1, \mathcal{S}_2, \mathcal{S}_3\}$ , by inspection the only possibility is  $s'_1 \in \mathcal{B}|\mathcal{A}$ . Using these facts we get

$$(\rho_k(\overline{U})) [s'_j; [6]] = \begin{bmatrix} \vec{r}_{j_1} \\ \vec{r}_{j_2} \end{bmatrix} \forall j \neq 1 \quad (28)$$

$$(\rho_{k+1}(\overline{G}_{k+1}\overline{U})) [s'_j; [6]] = \begin{bmatrix} \vec{r}_{j_1} + \vec{r}_{j_2} \\ \vec{r}_{j_1} + \vec{r}_{j_2} \end{bmatrix} \forall j \neq 1 \quad (29)$$

$$(\rho_{k+1}(\overline{G}_{k+1}\overline{U})) [s'_1; [6]] = \begin{bmatrix} \vec{0} \\ \vec{0} \end{bmatrix} \quad (30)$$

with  $\vec{r}_{j_1} \neq \vec{r}_{j_2}$ . Thus, the rows of  $s'_j$  are paired in our new operator which must have lde  $k+1$ . We see that  $s'_1 \in V_{k+1} \cap W_{k+1}$  and that  $V_{k+1}$  must be a  $2 \times 4$  pattern (see Fig. 9). This implies that if  $\overline{U}$  has the form of Eq. (26), is a  $2 \times 4$  pattern with some  $s \in V_k$  where  $s \in \mathcal{A}|\mathcal{B}$ , and is as a sequence the output of our synthesis algorithm, then so must be  $\overline{G}_{k+1}\overline{U}$ .

Let  $\overline{U}$  have pattern  $V_k$  such that  $s_3 \in V_k$  with  $s_3 \in \underline{\mathcal{E}}_3$ . By Lemmas 5.7 and 5.8 we know  $G_k \in \{\mathcal{S}_4, \dots, \mathcal{S}_9\}$ . Consider left-multiplication by a generator  $\overline{G}_{k+1} \in \{\mathcal{S}_1, \mathcal{S}_2, \mathcal{S}_3\}$  such that  $s_1 = s'_1 \in W_{k+1} \cap W_k$  and where we have two pairs  $\{s'_2, s'_3\} \in W_{k+1} \setminus W_k$ . Our set restrictions imply that  $s'_1 \in \mathcal{A}|\mathcal{B}$ . Then we see Eqs. (28) to (30) hold in this case and so by the same reasoning  $V_{k+1}$  must be a  $2 \times 4$  pattern with  $s'_1 \in V_{k+1}$  (see Fig. 10). Thus, any operator of the form Eq. (26) but not Eq. (21) nor Eq. (16) where the  $\mathcal{F}_{1,3}$  automaton walk is of length one must be such that it has an associated  $2 \times 4$  pattern  $V_k$  with  $s \in V_k$  where  $s \in \mathcal{A}|\mathcal{B}$ . By induction, we conclude that every sequence of the form Eq. (26) must be a valid output of the synthesis algorithm, and in turn can conclude Appendix A holds.  $\square$

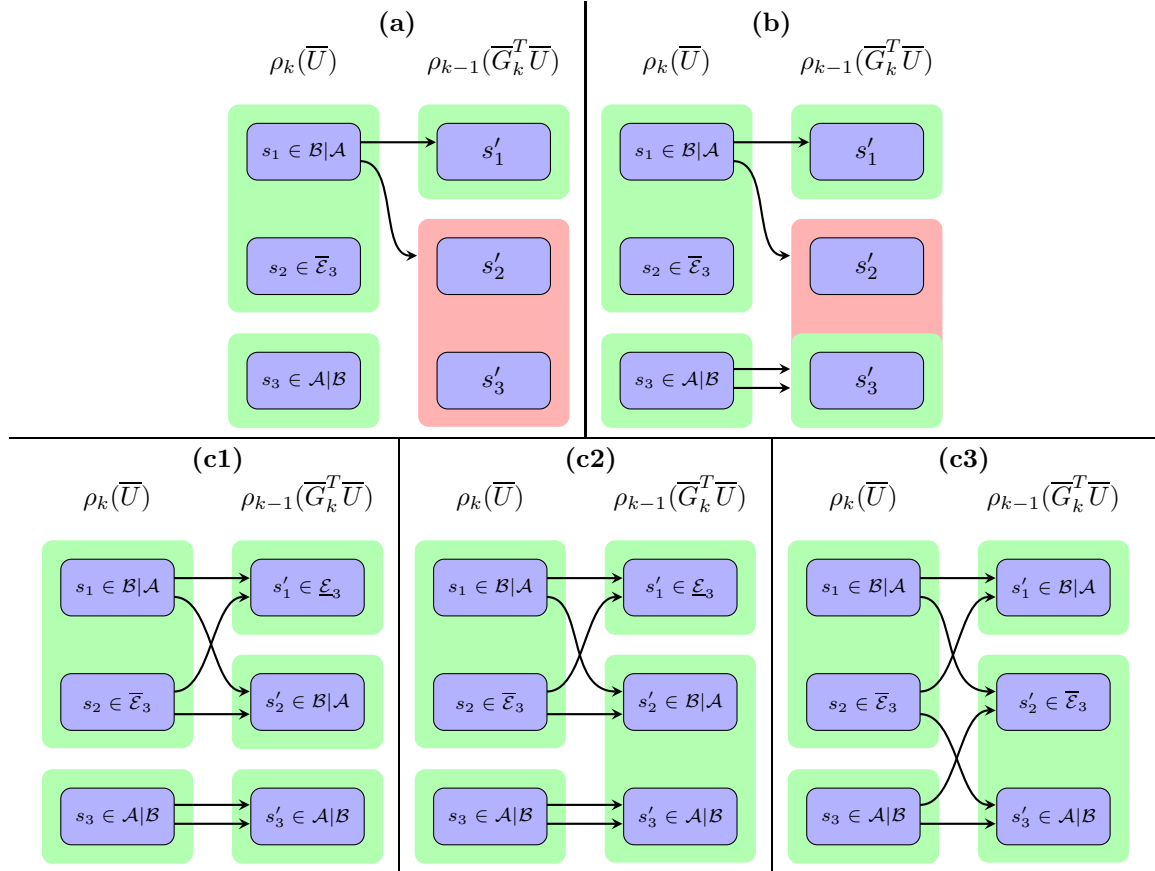


Figure 8: Proof diagram for the “only if” direction of Appendix A. In pane (a), we observe that  $s_1 \in \mathcal{B}|\mathcal{A}$  must not be paired in  $V_{k-1}$ . In pane (b), we see that  $s_3 \in \mathcal{A}|\mathcal{B}$  must remain paired in  $V_{k-1}$ . Pane (c1) establishes that in the case where  $V_{k-1}$  is a  $2 \times 2 \times 2$  pattern, then  $W_{k-1}$  must correspond to one of  $\{\mathcal{S}_4, \dots, \mathcal{S}_9\}$ . In pane (c2), we see that there can be instances where  $V_{k-1}$  is a  $2 \times 4$  pattern such that  $W_{k-1}$  must likewise correspond to one of  $\{\mathcal{S}_4, \dots, \mathcal{S}_9\}$ . Finally, in pane (c3), we show that there can likewise be instances where  $V_{k-1}$  is a  $2 \times 4$  pattern such that  $W_{k-1}$  must correspond to one of  $\{\mathcal{S}_1, \mathcal{S}_2, \mathcal{S}_3\}$  with  $W_k \cap W_{k-1} = \emptyset$ .

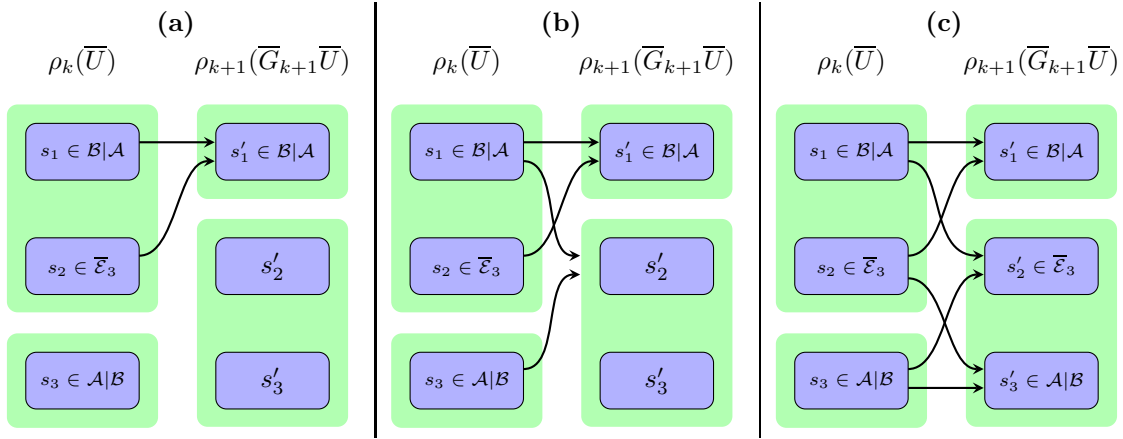


Figure 9: Proof diagram for the induction hypothesis of the “if” direction of Appendix A. In pane (a), we observe that  $s'_1 \in \mathcal{B}|\mathcal{A}$  which must form the 2-pair in the  $2 \times 4$  pattern  $V_{k+1}$  must come from the 4-pattern  $\in V_k$ . In panes (b) and (c), we form the 4-pattern of  $V_{k+1}$  from the remaining elements. Under EGO,  $s'_2 \in \overline{\mathcal{E}}_3$  and  $s'_3 \in \mathcal{A}|\mathcal{B}$ .

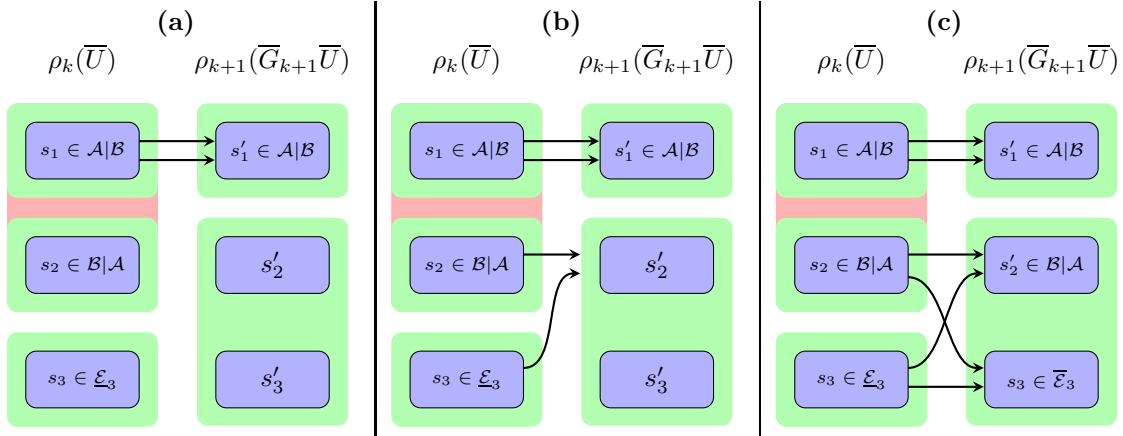


Figure 10: Proof diagram for the base case of the “if” direction of Appendix A. In pane (a), we observe that  $s_1 \in \mathcal{A}|\mathcal{B}$  must form the 2-pair  $s'_1$  in the  $2 \times 4$  pattern  $V_{k+1}$ . In panes (b) and (c), we form the 4-pattern of  $V_{k+1}$  from the remaining elements. Under EGO,  $s'_2 \in \mathcal{B}|\mathcal{A}$  and  $s'_3 \in \overline{\mathcal{E}}_3$ .