

# Geometric Conditions for the Discrepant Posterior Phenomenon and Connections to Simpson's Paradox

Yang Chen,<sup>\*</sup> Ruobin Gong,<sup>†</sup> Min-ge Xie<sup>‡</sup>

January 24, 2020

## Abstract

The *discrepant posterior phenomenon* (DPP) is a counterintuitive phenomenon that occurs in the Bayesian analysis of multivariate parameters. It refers to when an estimate of a marginal parameter obtained from the posterior is more extreme than both of those obtained using either the prior or the likelihood alone. Inferential claims that exhibit DPP defy intuition, and the phenomenon can be surprisingly ubiquitous in well-behaved Bayesian models. Using point estimation as an example, we derive conditions under which the DPP occurs in Bayesian models with exponential quadratic likelihoods, including Gaussian models and those with local asymptotic normality property, with conjugate multivariate Gaussian priors. We also examine the DPP for the Binomial model, in which the posterior mean is not a linear combination of that of the prior and the likelihood. We provide an intuitive geometric interpretation of the phenomenon and show that there exists a non-trivial space of marginal directions such that the DPP occurs. We further relate the phenomenon to the Simpson's paradox and discover their deep-rooted connection that is associated with marginalization. We also draw connections with Bayesian computational algorithms when difficult geometry exists. Theoretical results are complemented by numerical

---

<sup>\*</sup>Department of Statistics & Michigan Institute for Data Science, University of Michigan, Ann Arbor, Email: [ychenang@umich.edu](mailto:ychenang@umich.edu)

<sup>†</sup>Department of Statistics, Rutgers University

<sup>‡</sup>Department of Statistics, Rutgers University

illustrations. Scenarios covered in this study have implications for parameterization, sensitivity analysis, and prior choice for Bayesian modeling.

**Keywords:** Bayesian analysis, marginalization, prior-data conflict, Simpson’s paradox, informative prior.

## 1 Introduction

In Bayesian analysis, the posterior distribution provides a probabilistic summary that incorporates both the prior knowledge and what can be learned from data. Statistical inferential statements on model parameters are derived solely from the posterior distribution. In many applications for which the model parameter is multi-dimensional, we are only interested in inference about a certain marginal parameter, say  $\eta$ , where  $\boldsymbol{\theta} = (\eta^\top, \psi^\top)^\top$  is the full model parameter of dimension  $d > 1$ , and  $\psi$  is the nuisance parameter. For such inference problems, Bayesian theory suggests to solve them “as one coherent whole, including assigning priors and conducting analyses with nuisance parameters” [Wasserman, 2007]; and inference for the target parameter  $\eta$ , is obtained from the marginal posterior of  $\eta$ . Efron [1986] and Wasserman [2007] contrasted Bayesian and frequentist approaches using an illustrative example of estimating population quantiles. While a frequentist approach directly uses the sample quantiles to estimate the population quantiles, a Bayesian approach requires a prior to be assigned to a full parameter  $\boldsymbol{\theta}$  and an estimate of the population quantiles  $\eta$  can then be obtained from the marginal posterior of  $\eta$ . This Bayesian inference approach is coherent and well supported by probability theory, and it has been extensively used in practice; see discussions on multi-parameter models in Gelman et al. [2013] and references therein.

The posterior serves as a combination of information coming from the prior and likelihood [Gelman et al., 2013], thus we generally expect it to be a compromise between the two. Estimates based on the posterior are expected to be more moderate than either of the corresponding estimates from the prior or the likelihood. For example, in a Gaussian conjugate model with unknown mean and known variance, the posterior mean is a weighted average of the prior mean and the maximum likelihood estimate (MLE). Therefore, the posterior estimate lies between the estimates based on the prior and the likelihood. What is lesser known is that, when we have multiple model parameters (parameter of interest plus nuisance parameters) and the prior is informative, the practice of marginalizing a

full Bayesian posterior to the parameter of interest can lead to counter-intuitive posterior inference. The *discrepant posterior phenomenon* (DPP) occurs when a point estimate derived from the (marginal) posterior takes a value that is more extreme than those based on either the prior or the data, see Xie et al. [2013] for an example. The DPP is counterintuitive for it defeats the general expectation as a prior-data compromise.

The DPP was first reported in a study of a Binomial clinical trial conducted by Johnson & Johnson (J&J) Inc. in Xie et al. [2013]. Both expert opinions and data from the clinical trial agreed that the improvement  $\eta = p_1 - p_0$ , from the control success rate ( $p_0$ ) to the treatment success rate ( $p_1$ ), is around 10%. However, the marginal posteriors of  $\eta$  from several candidate full Bayesian models on  $(p_0, p_1)$  suggested that the improvement is over 20%; cf., Table 3 of Xie et al. [2013]. Figure 1 is a reproduction of a simpler example reported in Figure 2 of Xie and Singh [2013], where independent Beta priors are used for  $p_0$  and  $p_1$ . As can be seen from the figure, the marginal posterior of  $\eta$  peaks outside of the marginal prior distribution of  $\eta$  and the profile likelihood function of  $\int L(p_0, p_0 + \eta | \text{data}) dp_0$ . Here,  $L(p_0, p_1 | \text{data})$  is the joint likelihood of  $(p_0, p_1)$ , and the marginal prior distribution of  $\eta$  and the profile likelihood function are more or less in agreement.

The DPP is not a mathematical oversight. By strictly following Bayes formula and probability theory, conclusions on the marginal posterior of  $\eta$  from a full Bayes analysis are necessarily correct, with or without DPP, provided that both the prior and likelihood specifications are correct and the prior is proper. Practically however, DPP can lead to undesirable complications. For instance, in the example from Xie et al. [2013], should we trust the conclusion that the improvement  $p_1 - p_0$  is over 20% based on the marginal posterior of  $\eta$ ? Many may choose to question the prior or the data model specifications. However, as we will see in late sections, the phenomenon is surprisingly ubiquitous in well-behaved Bayesian models. An added complication to this J&J clinical trial is that the prior information of  $(p_0, p_1)$  is not completely given – we only have the marginal prior information on  $p_0$  from a trial approved by FDA and  $p_1 - p_0$  information from medical experts. It remains an open question how to use a Bayesian method to analyze this clinical trial while avoiding the DPP. Followup investigations, e.g. Xie and Singh [2013, Section 6.2], Robert [2013] and Xie [2013], suggest that the DPP is commonplace in multivariate Bayesian analysis. As long as point estimates (such as the mean or mode) computed from the prior, likelihood and posterior are not on the same line, there exists at least one linear margin on which the marginal posterior appears to be more extreme than both the prior and the data likelihood. This observation generated further discussions on whether it is necessary to require some alignment

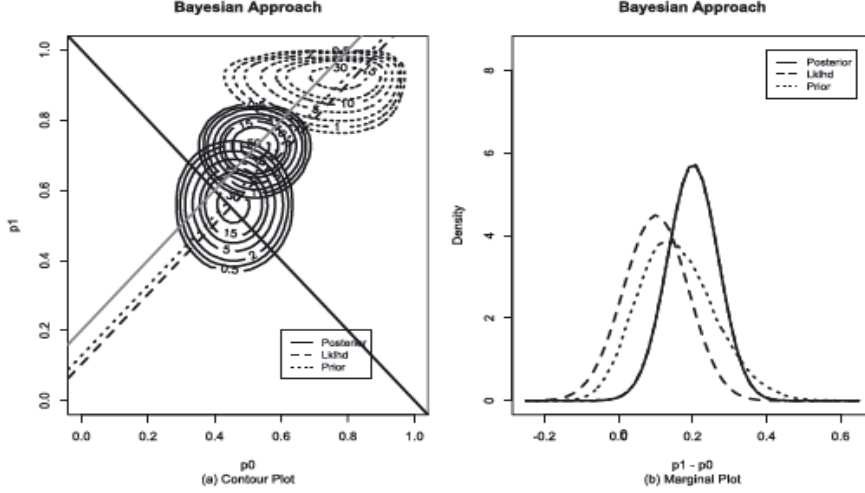


Figure 1: (a) Contour plots of the joint prior  $\pi(p_0, p_1)$ , likelihood function  $L(p_0, p_1|\text{data})$ , and posterior function  $p(p_0, p_1|\text{data})$ ; (b) Projections (marginals) of  $\pi(p_0, p_1)$ ,  $L(p_0, p_1|\text{data})$ , and  $p(p_0, p_1|\text{data})$  onto the direction of  $\eta = p_1 - p_0$ . Apparently, the marginal posterior of  $\eta$  in (b) locates at the right-hand-side of both the marginal/projection of the prior  $\pi(p_0, p_1)$  and the likelihood  $f(\text{data}|p_0, p_1)$ . This figure is a reproduction of Figure 2 (a) and (b) of Xie and Singh [2013] with data  $(x_0, x_1, n_0, n_1) = (31, 33, 68, 59)$  and an independent beta prior with  $\text{Beta}(14.66, 4.88)$  for  $\pi(p_0)$  and  $\text{Beta}(46.81, 4.68)$  for  $\pi(p_1)$ .

of the prior given the likelihood, which in turn raised questions and disagreement about whether data-dependent priors should be used.

To be concrete and specific mathematically but without loss of generality, we illustrate and study DPP using point estimation in this paper. Consider the parameter of interest  $\eta = \boldsymbol{\lambda}^\top \boldsymbol{\theta}$ , for a given  $\boldsymbol{\lambda} \in \mathbb{R}^d$ ,  $d > 1$ . DPP then refers to that the posterior mean does not lie between the prior mean and a point estimate derived from the likelihood. In the cases that we consider, the point estimator is taken to be the maximum likelihood estimate (MLE). In particular, technical examinations of the DPP is performed for two classes of models, in order to facilitate concrete probabilistic statements. In Section 3, observation  $\mathbf{y}$  are assumed to exhibit an exponential quadratic likelihood, that is,  $L(\boldsymbol{\theta}; \mathbf{y}) \propto \exp\{-q(\boldsymbol{\theta})\}$ , where  $q(\boldsymbol{\theta})$  is a quadratic function of  $\boldsymbol{\theta}$ , and Section 5 does so for the Binomial likelihood. The family of the exponential quadratic likelihood includes Gaussian models and also

those with local asymptotic normality (LAN) property as special cases. For the ease of mathematical derivation and without loss of generality, the prior distribution is assumed to be fully specified as a multivariate Gaussian distribution, which is a conjugate for the Gaussian and LAN likelihood.

The development in this paper provides a fuller picture and further understanding of the DPP and can provide intuitions on how to mitigate and interpret the DPP in the presented cases. The results can serve as precautions for practitioners of Bayesian inference when highly informative priors are desired, and more importantly provide practical guidance towards prior specification (including dispersed priors, hierarchical priors, and re-parameterization for prior-likelihood curvature alignment) for Bayesian inference, to mitigate and possibly avoid the DPP.

The remainder of the paper is organized as follows. First, a precise definition of DPP is given in Section 2, with brief discussions on the prevalence of DPP: there always exist certain marginal directions along which DPP occurs. Second, we derive specific conditions under which DPP occurs (and does not occur) in a model from the family exponential quadratic likelihood, and provide numerical examples to illustrate prevalence of the DPP and the theoretical conditions in Section 3. Third, we give geometric and intuitive interpretations of the conditions for which the DPP occurs or not, and establish a connection between DPP and Simpson’s paradox in Section 4. Fourth, we revisit the Binomial example given in Xie et al. [2013] in Section 5. In the highly nonlinear model, the DPP phenomenon is much more complicated than the Gaussian case. Instead of giving analytical solutions for DPP, we examine from both theoretical and numerical perspective the DPP for the Binomial model. Finally, we conclude the paper in Section 6 with discussions on the DPP and its implications for parameterization, sensitivity analysis, and choice of priors in Bayesian analysis.

## 2 Definition and Existence of DPP

The DPP occurs whenever an estimate from the marginal posterior does not lie between the corresponding estimates from the prior and the likelihood. In this paper, to understand the essence underlying DPP and simplify our presentations in simple and precise mathematical forms, we restrict our attention to a point-wise definition of DPP, that is, the definition of DPP based on point estimators for the parameter of interest  $\eta = \boldsymbol{\lambda}^\top \boldsymbol{\theta}$ .

**Definition 2.1** (Point-wise DPP). *Denote by  $\eta^\pi$  the prior mean of  $\eta$ , and let  $\eta^L$  be an estimate of  $\eta$  derived from the likelihood function. We say that the discrepant*

posterior phenomenon (DPP) occurs, if and only if

$$(\mathbb{E}_{\text{post}}(\eta) - \eta^\pi) (\mathbb{E}_{\text{post}}(\eta) - \eta^L) > 0, \quad (1)$$

where  $\mathbb{E}_{\text{post}}(\eta)$  is the posterior mean of  $\eta$ .

Under the same notational convention, write  $\mathbb{E}_{\text{post}}(\eta) = \boldsymbol{\lambda}^\top \boldsymbol{\mu}^p$  where  $\boldsymbol{\mu}^p$  is the posterior mean of  $\boldsymbol{\theta}$ . Similarly, denote the MLE of  $\boldsymbol{\theta}$  by  $\boldsymbol{\mu}^L$  and the prior mean of  $\boldsymbol{\theta}$  by  $\boldsymbol{\mu}^\pi$ . Under both classes of data generating models consider in this paper, the MLE is a consistent and asymptotically efficient estimator of  $\eta$ . It follows that  $\eta^\pi = \boldsymbol{\lambda}^\top \boldsymbol{\mu}^\pi$ , and the MLE of  $\eta$  is given by  $\boldsymbol{\lambda}^\top \boldsymbol{\mu}^L$ , which we take to be the likelihood-based point estimator. From Equation (1), DPP occurs if and only if  $\boldsymbol{\lambda}^\top (\boldsymbol{\mu}^p - \boldsymbol{\mu}^\pi) (\boldsymbol{\mu}^p - \boldsymbol{\mu}^L)^\top \boldsymbol{\lambda} \geq 0$ . Therefore, if  $\boldsymbol{\mu}^L = \boldsymbol{\mu}^\pi$ , then for any  $\boldsymbol{\lambda}$ , DPP occurs. If  $\boldsymbol{\mu}^p - \boldsymbol{\mu}^L = -a(\boldsymbol{\mu}^p - \boldsymbol{\mu}^\pi)$  for  $a \neq -1$ , i.e.  $\boldsymbol{\mu}^p = \frac{1}{1+a}\boldsymbol{\mu}^L + \frac{a}{1+a}\boldsymbol{\mu}^\pi$ ; then DPP does not occur when  $a > 0$  and DPP always occurs when  $a < 0$  and  $\boldsymbol{\lambda}^\top (\boldsymbol{\mu}^p - \boldsymbol{\mu}^\pi) \neq 0$ .

One may wish to also define the discrepant posterior phenomenon for more general types of estimators, such as point estimators other than expectations and the MLE, as well as interval estimators. To maintain clarity of the current paper, we defer discussions about alternative definitions of DPP to future work, noting here that such definitions are conceivable.

**Remark 2.1.** *Directly from the definition of DPP given above, if  $\boldsymbol{\mu}^\pi$ ,  $\boldsymbol{\mu}^L$  and  $\boldsymbol{\mu}^p$  are not collinear (in the sense that there does not exist non-zero real numbers  $a$  and  $b$  such that  $\boldsymbol{\mu}^p = a\boldsymbol{\mu}^\pi + b\boldsymbol{\mu}^L$ ), then there exists a non-trivial space of possible  $\boldsymbol{\lambda}$  values for which the DPP occurs. Note that if  $\boldsymbol{\mu}^\pi$ ,  $\boldsymbol{\mu}^L$ , and  $\boldsymbol{\mu}^p$  are collinear, they only span a proper subspace of  $\mathbb{R}^d$ . For most well-behaving Bayesian models with continuous prior and data spaces, the probability of this happening is 0 over repeated sampling of the data. Thus, in this sense, the DPP occurs with probability 1.*

Although a consequence of probabilistic calculations, at the crux of the DPP lies a puzzle of geometry. In Section 3, we articulate the conditions for the DPP in Gaussian conjugate models, and in Section 4 elaborate on the geometry behind the problem, including drawing connection to the infamous Simpson's paradox to demonstrate its structure as well as its prevalence in statistical applications.

## 3 Conditions for DPP in Exponential-Quadratic Likelihoods

### 3.1 Theoretical Results

In this section, we investigate conditions under which DPP occurs for models with multivariate Gaussian priors and exponential-quadratic likelihoods. The latter can be regarded as the asymptotic likelihood in large samples; see Lemma 3.1. Theorem 3.1 and Propositions 3.1 and 3.2 focus on cases in which the parameter of interest is a linear marginal. Propositions 3.3 and 3.4 consider the linear contrast between means in the two-dimensional setup.

We adopt the following notation for the remainder of this section. Let the prior for  $\boldsymbol{\theta} \in \mathbb{R}^d$  be  $\pi(\boldsymbol{\theta}) = \phi(\boldsymbol{\theta}; \boldsymbol{\mu}^\pi, \Sigma^\pi)$  and the likelihood be proportional to  $L(\boldsymbol{\theta}|\text{data}) \propto \phi(\boldsymbol{\theta}; \boldsymbol{\mu}^L, \Sigma^L)$ , where  $\phi(\cdot; \boldsymbol{\mu}, \Sigma)$  denotes a multivariate Gaussian density with mean  $\boldsymbol{\mu}$  and variance  $\Sigma$ . In this case, it is easy to derive that the posterior distribution of  $\boldsymbol{\theta}$  is Gaussian, with mean and variance-covariance matrix denoted by  $\boldsymbol{\mu}^p$  and  $\Sigma^p$  respectively. Suppose the parameter of interest is a linear margin  $\eta = \boldsymbol{\lambda}^\top \boldsymbol{\theta}$ , for a given  $\boldsymbol{\lambda} \in \mathbb{R}^d$ . In what follows, Lemma 3.1 gives two examples of exponential-quadratic likelihoods: one is an exact exponential-quadratic likelihood from independently and identically distributed (i.i.d.) Gaussian observations with unknown mean and known variance, which can be easily adapted to simple linear regression models with unknown regression coefficient and known variance; and the other is an asymptotically Gaussian likelihood based on the theory of local asymptotic normality (LAN). We summarize these known results in Lemma 3.1. This gives a concrete example of exponential-quadratic likelihoods, establishes the notation, and showcases the extent of generality of our analysis on DPP.

**Lemma 3.1.** (a) [Gaussian Population] Let  $d \times 1$  random sample vector  $\mathbf{y}_i \stackrel{\text{i.i.d.}}{\sim} \mathcal{N}(\boldsymbol{\theta}, \Lambda)$ ,  $1 \leq i \leq n$ . Assume that  $\Lambda$  is known and  $\boldsymbol{\theta}$  is the unknown parameter. Then the likelihood is proportional to  $L(\boldsymbol{\theta}|\mathbf{y}) \propto \phi(\boldsymbol{\theta}; \boldsymbol{\mu}^L, \Sigma^L)$  where  $\phi$  denotes Gaussian density and  $\boldsymbol{\mu}^L = \bar{\mathbf{y}}_n = \sum_{i=1}^n \mathbf{y}_i/n$ ,  $\Sigma^L = \Lambda/n$ ,

(b) [Local Asymptotic Normality (LAN)] Let  $\mathbf{y}_i \stackrel{\text{i.i.d.}}{\sim} f(\cdot|\boldsymbol{\theta})$ ,  $1 \leq i \leq n$ , where  $\boldsymbol{\theta} \in \mathbb{R}^d$  is the unknown parameter and  $f(\cdot|\boldsymbol{\theta})$  is the density function with regularity conditions given in Le Cam and Yang [2012, Chapter 6]. Let  $\boldsymbol{\theta}_0$  be the true value of  $\boldsymbol{\theta}$ . Then in an open neighborhood of  $\boldsymbol{\theta}_0$  of radius  $O(n^{-1/2})$ , with probability converging to 1 as  $n \rightarrow \infty$ , the likelihood  $L(\boldsymbol{\theta}|\mathbf{y}) = \prod_{i=1}^n f(\mathbf{y}_i|\boldsymbol{\theta})$ , as a function of  $\boldsymbol{\theta}$ , is proportional to  $L(\boldsymbol{\theta}|\mathbf{y}) \propto \phi(\boldsymbol{\theta}; \boldsymbol{\mu}^L, \Sigma^L)$  for some  $\boldsymbol{\mu}^L, \Sigma^L$  that

only depend on the data and  $\theta_0$ .

The proof of Lemma 3.1 (a) is trivial. Lemma 3.1 (b) directly follows from the locally asymptotically quadratic property that is satisfied by a large family of probability distributions [Hájek, 1972]. We use the definition given in Le Cam and Yang [2012, Chapter 6] to give a proof of Lemma 3.1 in Appendix H. Geyer et al. [2013] also considers quadratic log-likelihoods.

Theorem 3.1 below provides a necessary and sufficient condition for not observing a DPP in exponential-quadratic likelihoods with a multivariate Gaussian prior.

**Theorem 3.1** (necessary and sufficient condition for DPP). *The DPP does not occur if and only if  $\Delta_1 = \boldsymbol{\lambda}^\top \Sigma^p (\Sigma^L)^{-1} (\boldsymbol{\mu}^L - \boldsymbol{\mu}^\pi)$  and  $\Delta_2 = \boldsymbol{\lambda}^\top \Sigma^p (\Sigma^\pi)^{-1} (\boldsymbol{\mu}^L - \boldsymbol{\mu}^\pi)$  are both positive ( $\geq 0$ ) or both negative ( $\leq 0$ ), where  $\Sigma^p = [(\Sigma^\pi)^{-1} + (\Sigma^L)^{-1}]^{-1}$ .*

See Appendix B for proof of the theorem. Note that  $\Delta_1 = 0$  and  $\Delta_2 = 0$  defines two hyper-planes that divide the space of  $\boldsymbol{\mu}^L$ . When the samples give a  $\boldsymbol{\mu}^L$  that lies on the same side of the two hyperplanes, then  $\Delta_1 \Delta_2 > 0$  thus DPP does not occur; otherwise, the DPP occurs. This scenario is demonstrated via repeated simulations in Section 3.3.

The probability of the DPP for the Gaussian population as given in Lemma 3.1 (a) is given in Theorem 3.2 below. We will show this probability numerically for special cases in Section 3.3.

**Theorem 3.2** (probability of DPP, Gaussian case). *Using the same notations as in Lemma 3.1 (a), the DPP occurs with probability  $P \left( n \boldsymbol{\lambda}^\top \Sigma^p \Lambda^{-1} (\bar{\mathbf{y}}_n - \boldsymbol{\mu}^\pi) (\bar{\mathbf{y}}_n - \boldsymbol{\mu}^\pi)^\top (\Sigma^\pi)^{-1} \Sigma^p \boldsymbol{\lambda} < 0 \right)$  where the probability  $P$  is taken with respect to the true data generating model.*

The probability of DPP can be computed using Monte Carlo simulations. For example, in the following data generating model for Gaussian conjugate models as defined in Lemma 3.1 (a):

$$\mathbf{y}_i \stackrel{\text{i.i.d.}}{\sim} \mathcal{N}(\boldsymbol{\mu}^o, \Sigma^o), \quad i = 1, \dots, n; \quad (2)$$

we have  $\mathbf{z} = \bar{\mathbf{y}}_n - \boldsymbol{\mu}^\pi \sim \mathcal{N}(\boldsymbol{\mu}^o - \boldsymbol{\mu}^\pi, \Sigma^o/n)$ . We can simulate  $\mathbf{z}$  from this Gaussian repeatedly and count the frequency (probability) of the inequality that defines the DPP hold.

We have the following corollary.



**Corollary 3.1** (possibility of DPP for all contrasts, Gaussian case). *For the Gaussian model in Theorem 3.2 and under the data generating model specified in Equation (2), for any  $\lambda$ , i.e. taking any margin, the probability of DPP occurring is positive except when  $\lambda^\top \Sigma^p (\Lambda^{-1} - c (\Sigma^\pi)^{-1}) = 0$  for some positive constant  $c$ .*

Now we briefly give a proof of the corollary. Since both  $\lambda^\top \Sigma^p \Lambda^{-1} (\bar{\mathbf{y}}_n - \boldsymbol{\mu}^\pi)$  and  $(\bar{\mathbf{y}}_n - \boldsymbol{\mu}^\pi)^\top (\Sigma^\pi)^{-1} \Sigma^p \lambda$  follows univariate Gaussian distributions under the data generating model, the probability of DPP is equal to zero if and only if they are perfectly positively correlated, i.e. there exists a positive constant  $c$  such that  $\lambda^\top \Sigma^p (\Lambda^{-1} - c (\Sigma^\pi)^{-1}) (\bar{\mathbf{y}}_n - \boldsymbol{\mu}^\pi) = 0$  holds with probability 1. This implies that  $\lambda^\top \Sigma^p (\Lambda^{-1} - c (\Sigma^\pi)^{-1}) = 0$ .

So far we have considered the case with a specific target parameter of interest  $\eta = \lambda^T \theta$  with a fixed direction on  $\lambda$ . Now suppose we do not have a fixed direction  $\lambda$  and we may be interest in several  $\eta^\lambda = \lambda^T \theta$  on perhaps multiple or even all directions of  $\lambda$ . The next theorem states that in the multivariate Gaussian conjugate model, as long as  $\Lambda/n \neq c \Sigma^\pi$  for a constant  $c$ , then with probability 1 we can always have a non-trivial space of  $\lambda$  such that we will see DPP in these  $\lambda$  directions.

**Theorem 3.3** (certainty of DPP for some contrast, Gaussian case). *For the multivariate Gaussian conjugate model given in Lemma 3.1 (a), there always exists a non-trivial space for possible  $\lambda$  such that the DPP occurs with probability 1, unless there exists a non-zero constant  $b$  such that  $b \Lambda/n = \Sigma^\pi$ .*

The proof of the theorem is straightforward, and we briefly explain it here. From Remark 2.1 in Section 2, if  $\boldsymbol{\mu}^\pi, \boldsymbol{\mu}^L, \boldsymbol{\mu}^p$  does not lie on the same line, there exists a non-trivial space for possible  $\lambda$  such that the DPP occurs. In the Gaussian setting,  $\boldsymbol{\mu}^p = \Sigma^p [(\Sigma^\pi)^{-1} \boldsymbol{\mu}^\pi + (\Lambda/n)^{-1} \boldsymbol{\mu}^L]$ , where  $(\Sigma^p)^{-1} = (\Sigma^\pi)^{-1} + (\Lambda/n)^{-1}$ . Note that the vectors  $\boldsymbol{\mu}^\pi, \boldsymbol{\mu}^L, \boldsymbol{\mu}^p$  lying on the same line implies that, there exist some constants  $a$  and  $b$ , such that  $\boldsymbol{\mu}^p = a \boldsymbol{\mu}^\pi + b \boldsymbol{\mu}^L$ . This is equivalent to the following linear equation:

$$(-b (\Sigma^\pi)^{-1} + (1 - b) (\Lambda/n)^{-1}) \boldsymbol{\mu}^L = ((a - 1) (\Sigma^\pi)^{-1} + a (\Lambda/n)^{-1}) \boldsymbol{\mu}^\pi. \quad (3)$$

This is a linear equation for sample mean  $\boldsymbol{\mu}^L = \bar{\mathbf{y}}_n$ . Thus, for a given  $\boldsymbol{\mu}^\pi$  and as long as  $(-b (\Sigma^\pi)^{-1} + (1 - b) (\Lambda/n)^{-1}) \neq 0$ , the probability that equation (3) holds is zero. Consequently, with probability 1,  $\boldsymbol{\mu}^\pi, \boldsymbol{\mu}^L, \boldsymbol{\mu}^p$  does not lie on the same line; yielding the existence of a non-trivial space for possible  $\lambda$  such that the DPP occurs. Thus the DPP is prevalent unless  $b \Sigma^L = (1 - b) \Sigma^\pi$ .

### 3.2 Several Special Cases of Theorems in Section 3.1

We consider in this subsection several examples that are special cases of Theorem 3.1. Example 3.1 concerns when both the prior and likelihood covariance matrices are diagonal.

**Example 3.1** (diagonal covariances). *Assume that  $\Sigma^\pi = \text{diag}(\sigma_{\pi 1}^2, \dots, \sigma_{\pi d}^2)$  and  $\Sigma^L = \text{diag}(\sigma_{L 1}^2, \dots, \sigma_{L d}^2)$ . Define  $\omega_j = \frac{\sigma_{\pi j}^{-2}}{\sigma_{\pi j}^{-2} + \sigma_{L j}^{-2}}$  for  $j = 1, \dots, d$ . In this case, the DPP does not occur if and only if*

$$\Delta_1 \Delta_2 = \sum_{i=1}^d \sum_{j=1}^d \lambda_i \lambda_j (1 - \omega_i) \omega_j (\mu_i^L - \mu_i^\pi) (\mu_j^L - \mu_j^\pi) \geq 0,$$

where  $\Delta_1 = \sum_{i=1}^d \lambda_i (1 - \omega_i) (\mu_i^L - \mu_i^\pi)$  and  $\Delta_2 = \sum_{i=1}^d \lambda_i \omega_i (\mu_i^L - \mu_i^\pi)$ . When  $\omega_j = \omega$  for all  $j = 1, \dots, d$ ,  $\omega \Delta_1 = (1 - \omega) \Delta_2$  thus DPP does not occur as long as  $\boldsymbol{\mu}^\pi \neq \boldsymbol{\mu}^L$  and  $\boldsymbol{\lambda} \neq \mathbf{0}$ .

When  $\boldsymbol{\mu}^\pi \neq \boldsymbol{\mu}^L$  and  $\boldsymbol{\lambda} \neq \mathbf{0}$ , special cases to the above for which DPP does not occur include (1) when  $\sigma_{\pi j}^2 = C \sigma_{L j}^2$  for all  $j$  where  $C > 0$ , that is, the prior and likelihood have the same pattern of heterogeneity; or (2) when  $\sigma_{\pi j}^2 = \sigma_\pi^2$  and  $\sigma_{L j}^2 = \sigma_L^2$  for all  $j$ , that is, the prior and likelihood both have homogeneous, independent dimensions. In other words, when the parameters are orthogonal in both the prior and likelihood, the DPP does not occur when the prior and the likelihood contours are nicely “aligned” in the sense of elongated directions/dimensions. Example 3.2 next concerns the situation when both the prior and the likelihood employ homogeneous correlation (or equicorrelation) structure across all dimensions and equal marginal variances.

**Example 3.2** (equicorrelation with homogeneous variances). *Assume that  $\Sigma^\pi = \sigma_\pi^2 [(1 - r)I_d + r\mathbf{1}_d\mathbf{1}_d^\top]$  and  $\Sigma^L = \sigma_L^2 [(1 - \rho)I_d + \rho\mathbf{1}_d\mathbf{1}_d^\top]$ , where  $I_d$  is a diagonal matrix with diagonal elements equal to 1,  $\mathbf{1}_d$  is a  $d \times 1$  column vector of 1s, and  $-1 < r, \rho < 1$ ; i.e. we have*

$$\Sigma^\pi = \sigma_\pi^2 \begin{pmatrix} 1 & r & \cdots & r \\ r & 1 & \cdots & r \\ \cdots & \cdots & \cdots & \cdots \\ r & \cdots & r & 1 \end{pmatrix}, \quad \Sigma^L = \sigma_L^2 \begin{pmatrix} 1 & \rho & \cdots & \rho \\ \rho & 1 & \cdots & \rho \\ \cdots & \cdots & \cdots & \cdots \\ \rho & \cdots & \rho & 1 \end{pmatrix}.$$

Then, DPP does not occur if and only if  $\Delta_1 \Delta_2 \geq 0$ , where

$$\Delta_1 = W_{r\rho} d_{L\pi}^{(1)} - C_{r\rho} d_{L\pi}^{(2)}, \quad \Delta_2 = (1 - W_{r\rho}) d_{L\pi}^{(1)} + C_{r\rho} d_{L\pi}^{(2)};$$

and  $W_{r\rho} = \frac{\sigma_\pi^2(1-r)}{\sigma_\pi^2(1-r) + \sigma_L^2(1-\rho)}$ ,  $d_{L\pi}^{(1)} = \boldsymbol{\lambda}^\top (\boldsymbol{\mu}^L - \boldsymbol{\mu}^\pi)$ ,  $d_{L\pi}^{(2)} = \boldsymbol{\lambda}^\top \mathbf{1}_d \mathbf{1}_d^\top (\boldsymbol{\mu}^L - \boldsymbol{\mu}^\pi)$ , and

$$C_{r\rho} = \frac{\sigma_\pi^2 \sigma_L^2 (\rho - r)}{\sigma_\pi^2(1-r) + \sigma_L^2(1-\rho)} \frac{1}{\sigma_L^2(\rho d + 1 - \rho) + \sigma_\pi^2(rd + 1 - r)}.$$

When  $\boldsymbol{\mu}^\pi \neq \boldsymbol{\mu}^L$  and  $\boldsymbol{\lambda} \neq \mathbf{0}$ , special cases to the above for which DPP *never* occurs include (1) when  $\rho = r$  (thus  $C_{r\rho} = 0$ ), that is, the prior and likelihood have the same correlation pattern; or (2) when  $\boldsymbol{\lambda}^\top \mathbf{1}_d = 0$  (thus  $d_{L\pi}^{(2)} = 0$ ), that is, the prior and likelihood have similar correlation pattern and the parameter of interest is a ‘contrast’. The special case for which DPP would *always* occur is when  $\boldsymbol{\lambda}^\top (\boldsymbol{\mu}^L - \boldsymbol{\mu}^\pi) = 0$  (thus  $d_{L\pi}^{(1)} = 0$ ) and  $\rho \neq r$ ,  $\boldsymbol{\lambda}^\top \mathbf{1}_d \neq 0$ . This corresponds to when the quantity of interest  $\eta = \boldsymbol{\lambda}^\top \boldsymbol{\theta}$  lies on the direction ( $\boldsymbol{\lambda}$ ) that is orthogonal to the direction of prior-likelihood mean contrast ( $\boldsymbol{\mu}^L - \boldsymbol{\mu}^\pi$ ), which is the *farthest away from being a weighted average of the prior mean and the mean given by the data likelihood*.

**Remark 3.1.** *The situation above when the DPP always occurs is not as significant of a concern as opposed to the seemingly weaker statements of DPP occurring with positive probability. This is because the linear equation that defines this situation,  $\boldsymbol{\lambda}^\top (\boldsymbol{\mu}^L - \boldsymbol{\mu}^\pi) = 0$ , actually happens with probability 0 under the Gaussian conjugate model. Therefore, the more interesting discussions in the paper are related to the cases when DPP occurs with positive probability where the geometry of the prior and likelihood contours ( $\Sigma^\pi, \Sigma^L$  in the Gaussian model) plays an important role.*

We now examine linear contrasts of the two-dimensional posterior mean, that is,  $\boldsymbol{\lambda} = (1, -1)^\top$ , special cases of the previous examples to gain more intuition. Example 3.3 shows that the DPP does not occur as long as the two component dimensions of the parameter have the same variance within the prior and the likelihood specifications, regardless of correlation structure. On the contrary, Example 3.4 shows that when the variances of the two dimensions differ, it creates the possibility for DPP even if the two dimensions are independent within both the prior and likelihood. In what follows,  $\Delta_\pi = (\mu_1^\pi - \mu_2^\pi)$ , and  $\Delta_L = (\mu_1^L - \mu_2^L)$ .

**Example 3.3** (two-dimensional contrast, homogeneous variance). *If  $\Sigma^\pi = \sigma_\pi^2 \begin{pmatrix} 1 & r \\ r & 1 \end{pmatrix}$ ,*

*$\Sigma^L = \sigma_L^2 \begin{pmatrix} 1 & \rho \\ \rho & 1 \end{pmatrix}$ , where  $-1 < r, \rho < 1$ , then for  $\boldsymbol{\lambda} = (1, -1)^\top$ , the DPP does not occur.*

A special case of Example 3.3 is when  $r = \rho = 0$ . The posterior distribution for  $\theta_1 - \theta_2$  is  $\mathcal{N}\left(w\Delta_\pi + (1-w)\Delta_L, 2[\sigma_\pi^{-2} + \sigma_L^{-2}]^{-1}\right)$ , where  $w = \frac{\sigma_\pi^{-2}}{\sigma_\pi^{-2} + \sigma_L^{-2}} \in (0, 1)$ . Note that the posterior mean  $w\Delta_\pi + (1-w)\Delta_L$  must lie between  $\Delta_\pi$  and  $\Delta_L$ , regardless which one is larger. Another special case is when only  $r = 0$ , i.e. for correlated parameters' likelihood, we set an independent prior; or similarly when only  $\rho = 0$ , i.e. for uncorrelated parameters' likelihood, we set a correlated prior. Again, we can write the posterior mean for the contrast as a convex combination of the prior contrast  $\Delta_\pi$  and the MLE  $\Delta_L$ . Thus the DPP does not occur. The detailed result and proof are given in Appendix D. Example 3.3 shows that in practice, if we can make the the marginal variances of the parameters in both the prior and likelihood close to being homogeneous, DPP could be mitigated or even avoided. In fact, the homogeneity of marginal variances is a nice property to have not only for avoiding the DPP, but also for the efficiency of computation algorithms, which we discuss in more details in Section 6.

In contrast to Example 3.3, Example 3.4 gives the condition under which DPP occurs when the two component dimensions of the parameter are uncorrelated, but the marginal variances are not the same.

**Example 3.4** (two-dimensional contrast, heterogeneous variance). Let  $\Sigma^\pi = \begin{pmatrix} s_\pi^2 & 0 \\ 0 & \sigma_\pi^2 \end{pmatrix}$ ,  $\Sigma^L = \begin{pmatrix} s_L^2 & 0 \\ 0 & \sigma_L^2 \end{pmatrix}$ ,  $\boldsymbol{\lambda} = (1, -1)^\top$ , and denote

$$w^s = \frac{s_\pi^{-2}}{s_\pi^{-2} + s_L^{-2}}, \quad w^\sigma = \frac{\sigma_\pi^{-2}}{\sigma_\pi^{-2} + \sigma_L^{-2}}. \quad (4)$$

Then the posterior mean for  $\theta_1 - \theta_2$  is  $\Delta^* = w^s \mu_1^\pi - w^\sigma \mu_2^\pi + (1 - w^s) \mu_1^L - (1 - w^\sigma) \mu_2^L$ .

1. When  $w^\sigma = w^s$ , i.e. the relative curvature between the prior and likelihood is the same for the two dimensions,  $\min\{\Delta_\pi, \Delta_L\} \leq \Delta^* \leq \max\{\Delta_\pi, \Delta_L\}$  always holds and the equality holds if and only if  $\Delta_L = \Delta_\pi$ . In the special case when  $\Delta_L = \Delta_\pi$ , we have  $\Delta^* = \Delta_L = \Delta_\pi$ , which is perfect alignment of prior/MLE/posterior. Thus the DPP does not occur in this case.
2. When  $w^\sigma \neq w^s$ , without loss of generality, we assume that  $w^\sigma > w^s$ , then DPP occurs if and only if  $\mu_2^L \neq \mu_2^\pi$  and

$$\frac{1 - w^\sigma}{1 - w^s} < \frac{\mu_1^L - \mu_1^\pi}{\mu_2^L - \mu_2^\pi} < \frac{w^\sigma}{w^s}. \quad (5)$$

Example 3.4 sends a somewhat surprising message, as compared to the commonly perceived understandings of “difficult geometry” of the likelihood and prior misalignment. As it turns out, DPP is not a consequence of parameter dependence in either the prior or the likelihood specifications. Just by assuming nonhomogeneous variances in the component dimensions of the parameter is enough to create the unsettling phenomenon. The geometry behind Proposition 4 is the subject of detailed analysis in Section 4.

### 3.3 Numerical Results

Numerical results based on repeated simulations under various multivariate Gaussian models corresponding to the heterogeneous variance case with and without correlation structures (the latter corresponds to Example 3.4) are collected in Figure 2. The parameter of interest is  $\eta = \theta_1 - \theta_2$ , the difference of the two Gaussian marginal means. In columns 1 and 3,  $\boldsymbol{\theta} = (-1, 1)^\top$  and in columns 2 and 4,  $\boldsymbol{\theta} = (0, 0)^\top$ . In columns 1 and 2,  $\Lambda = \begin{pmatrix} 7 & 2 \\ 2 & 1 \end{pmatrix}$ ,  $\Sigma_\pi = \begin{pmatrix} 5 & 4 \\ 4 & 4 \end{pmatrix}$ ; and in columns 3 and 4,  $\Lambda = \begin{pmatrix} 7 & 0 \\ 0 & 1 \end{pmatrix}$ ,  $\Sigma_\pi = \begin{pmatrix} 5 & 0 \\ 0 & 4 \end{pmatrix}$ . Monte Carlo estimates of the probabilities of DPP under each model are given. We can see that the DPP gradually vanishes as we increase the sample size, although at a slower rate for some models than others. For the examples shown here, model with uncorrelated parameter components (in both the likelihood and the prior) seem less prone to DPP than models with highly correlated dimensions. However, DPP is not eliminated in these cases, and the extent of reduction is a function of the parameter values used for the simulations shown here. In Proposition 3.4, heterogeneous variances with independent dimensions is shown to be related to the DPP. This example shows that heterogeneous variances plus correlation among parameters make the situation even worse. Models with priors not geometrically aligned with the likelihood, e.g. with heterogeneous marginal variances and/or correlation structure, are more likely to suffer from DPP than otherwise.

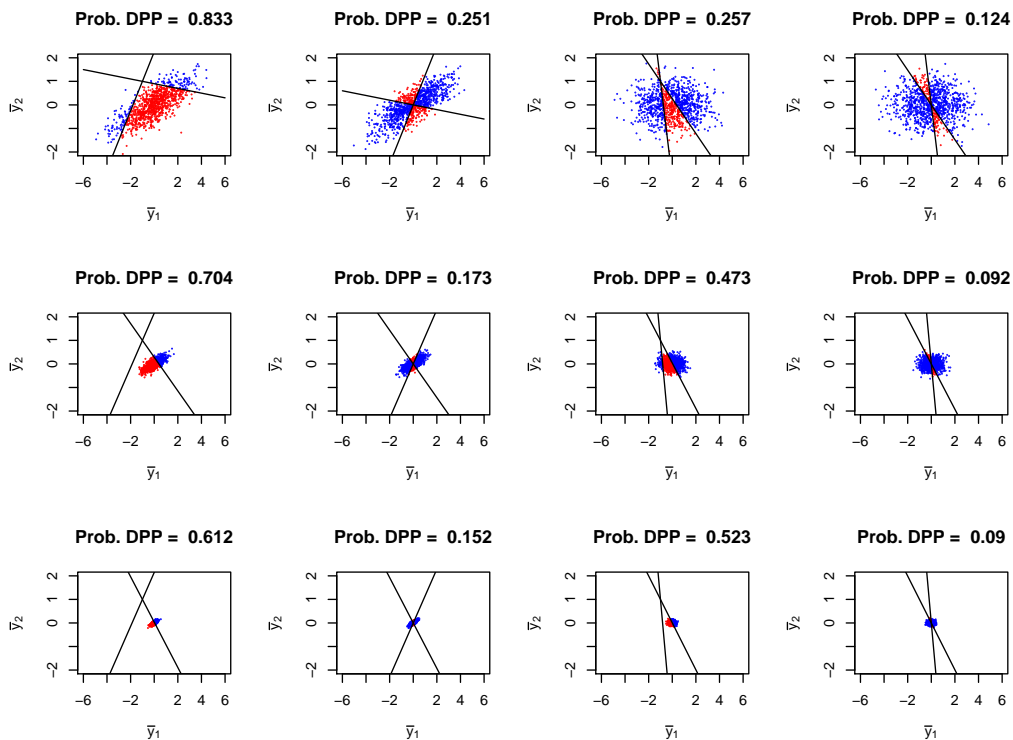


Figure 2: DPP in bivariate Gaussian models for linear contrast. Each subplot contains 1,000 independently simulated datasets from Lemma 3.1(a), with  $n = 3, 30, \text{ and } 300$  samples per dataset for each of the three rows. Each dataset is represented by a point whose x and y coordinates are the sample averages of the first and second dimensions respectively. The red dots are data occurrences for which DPP occurs, and the blue dots are those for which DPP does not occur. Separating the two are hyperplanes  $\Delta_1 = 0$  and  $\Delta_2 = 0$  defined in Theorem 3.1.

## 4 The geometry of DPP and relation to Simpson's paradox: An illustration in ( $d = 2$ ) Case

In this section, we take a closer look at the geometry behind DPP, and illustrate its connection with the famous Simpson's paradox, one that occurs due to inconsistently aggregating sources of conditional information. For simplicity, the analysis below focuses on the scenario described in Example 3.4 with  $d = 2$ . We assume a bivariate Gaussian conjugate model for a pair of drug and placebo treatment efficacy, where efficacy is measured on the real line. Both the prior and the sampling distribution have independent and heterogeneous covariance structures. The inferential target is again the posterior linear contrast between the efficacy of the drug and placebo treatments.

For the purpose of illustration, assume the prior mean  $\boldsymbol{\mu}^\pi = (0.25, 0.45)$  and the MLE  $\boldsymbol{\mu}^L = (1.10, 1.15)$ , with respective diagonal covariance matrices  $\Sigma^\pi$  and  $\Sigma^L$ . The model is depicted in Figure 3. Note that the MLE is greater than the prior mean element-wise, that is,  $\boldsymbol{\mu}^L$  is to the northeast of  $\boldsymbol{\mu}^\pi$ .

Denote  $\boldsymbol{\mu}^p$  the posterior mean. Since both the prior and likelihood covariances are diagonal, the light blue rectangle with  $\boldsymbol{\mu}^\pi$  and  $\boldsymbol{\mu}^L$  as vertices is the region in which  $\boldsymbol{\mu}^p$  could take value. Three lines of slope 1 pass through  $\boldsymbol{\mu}^\pi$ ,  $\boldsymbol{\mu}^L$  and  $\boldsymbol{\mu}^p$ , and intersect the  $y$ -axis at  $A$ ,  $B$  and  $C$  respectively. The  $y$ -coordinates of the three intersections are respectively the prior, likelihood, and posterior linear contrasts, that is,  $A = (0, \lambda^\top \boldsymbol{\mu}^\pi)$ ,  $B = (0, \lambda^\top \boldsymbol{\mu}^L)$ , and  $C = (0, \lambda^\top \boldsymbol{\mu}^p)$  where  $\lambda = (1, -1)^\top$ .

By Definition 2.1, DPP occurs if  $C$  falls outside the closed interval between  $A$  and  $B$ . Equivalently stated, the occurrence of DPP can be determined by examining the location of  $\boldsymbol{\mu}^p$  relative to the dark blue parallelogram sandwiched between the two lines that pass through  $\boldsymbol{\mu}^\pi$  and  $A$ , as well as  $\boldsymbol{\mu}^L$  and  $B$ . DPP occurs if  $\boldsymbol{\mu}^p$  falls within the light blue rectangle but outside the parallelogram, and it does not occur if  $\boldsymbol{\mu}^p$  falls within parallelogram.

Having fixed  $\boldsymbol{\mu}^\pi$  and  $\boldsymbol{\mu}^L$ , the location of  $\boldsymbol{\mu}^p$  is a function of the prior and likelihood covariances  $\Sigma^\pi$  and  $\Sigma^L$ . The specific values depicted in Figure 3 are  $\Sigma^\pi = \text{diag}(3, 9)$  and  $\Sigma^L = \text{diag}(7, 3)$ . The posterior mean is then  $\boldsymbol{\mu}^p = (0.505, 0.975)$ , and posterior covariance  $\Sigma^p = \text{diag}(2.1, 2.25)$ . The three covariances are illustrated by their respective concentration ellipses around  $\boldsymbol{\mu}^\pi$ ,  $\boldsymbol{\mu}^L$  and  $\boldsymbol{\mu}^p$ . Notice that  $\boldsymbol{\mu}^p$  falls within the light blue region outside the dark blue band. As a consequence, the posterior contrast (+0.47) is larger than both the prior (+0.2) and likelihood contrasts (+0.05), suggesting that the efficacy of the drug is assessed to be more than the placebo *a posteriori*, at a scale larger than that of either the

prior or the data alone.

To understand the geometry of Example 3.4, define  $\alpha, \beta \in (-\pi/2, \pi/2)$  such that

$$\tan \alpha = \frac{w^\sigma}{w^s} \cdot \frac{\mu_2^L - \mu_2^\pi}{\mu_1^L - \mu_1^\pi}, \quad \tan \beta = \frac{1 - w^\sigma}{1 - w^s} \cdot \frac{\mu_2^L - \mu_2^\pi}{\mu_1^L - \mu_1^\pi}.$$

The two angles  $\alpha$  and  $\beta$  are annotated in Figure 3. Equation (5) can be re-expressed as

$$\tan \beta < 1 < \tan \alpha. \quad (6)$$

That is, given that  $\mu_2^L \neq \mu_2^\pi$ , DPP occurs if and only if  $\beta < \pi/4 < \alpha$ . This happens precisely when  $\mu^p$  sits to the left of the line that passes through  $\mu^\pi$  and  $A$ . For the specific values of  $\Sigma^\pi$  and  $\Sigma^L$  in this example, the weights satisfy  $w^\sigma > w^s$  with values equal to 0.7 and 0.25 respectively. Should it be the case that  $w^\sigma < w^s$ , the same argument applies once the roles of  $\mu^\pi$  and  $\mu^L$  are flipped. The necessary and sufficient condition for DPP to occur is then  $\alpha < \pi/4 < \beta$ , or equivalently, for  $\mu^p$  to sit to the right of the line that passes through  $\mu^L$  and  $B$ .

For conjugate normal models, the posterior mean  $\mu^p$  is an *element-wise* convex combination of the prior mean  $\mu^\pi$  and the MLE  $\mu^L$ . That is, each dimension of  $\mu^p$  is a convex combination of the corresponding dimensions of  $\mu^\pi$  and  $\mu^L$ , with weights determined by the prior and the sampling distribution covariances. If the weights applied to  $\mu^\pi$  and  $\mu^L$  are not balanced across dimensions, the resulting posterior mean  $\mu^p$  may not be an *overall* convex combination of  $\mu^\pi$  and  $\mu^L$ , which is to say that it may not be collinear with  $\mu^\pi$  and  $\mu^L$ . Indeed, when the weights are heavily imbalanced,  $\mu^p$  can be far from collinear with  $\mu^\pi$  and  $\mu^L$ , much so that it creates ample triangularization among the three quantities for a collection of marginal directions to render the projection of  $\mu^p$  outside the range of those of  $\mu^\pi$  and  $\mu^L$ . Referring again to Figure 3, any value of  $\mu^p$  outside the dark blue parallelogram is considered far from collinear with  $\mu^\pi$  and  $\mu^L$ , giving rise to the DPP.

To put this formally, let  $\lambda$  denote the linear margin of interest, and consider the two angles it forms with  $(\mu^p - \mu^L)$  and  $(\mu^p - \mu^\pi)$  respectively, namely  $\theta^L$  and  $\theta^\pi$  such that

$$\cos(\theta^L) = \frac{\lambda^\top(\mu^p - \mu^L)}{|\lambda| \cdot |\mu^p - \mu^L|}, \quad \cos(\theta^\pi) = \frac{\lambda^\top(\mu^p - \mu^\pi)}{|\lambda| \cdot |\mu^p - \mu^\pi|}. \quad (7)$$

By Definition 2.1, the DPP occurs if and only if both cosine quantities in (7) are positive or negative. If  $\mu^p$  is not exactly collinear with  $\mu^\pi$  and  $\mu^L$ , the marginal direction orthogonal to  $(\mu^L - \mu^\pi)$  is always vulnerable to the DPP. Indeed, any



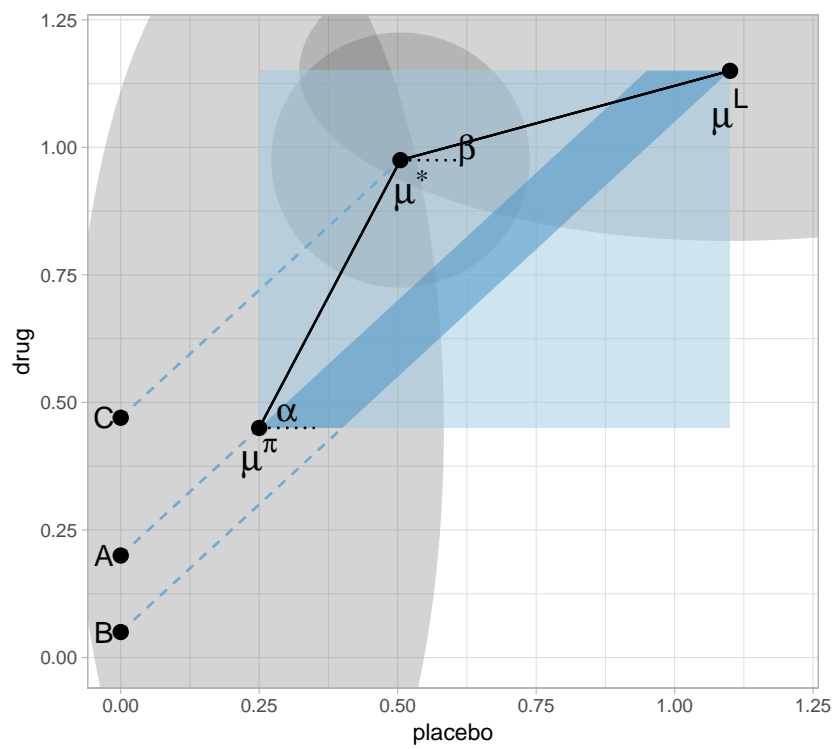


Figure 3: The geometry of DPP: posterior drug efficacy (C) exceeds the range spanned by that assessed from the prior (A) and the data (B). That is because the posterior mean ( $\mu^*$ ) is only an *element-wise* convex combination of the prior mean ( $\mu^\pi$ ) and the MLE ( $\mu^L$ ), but itself is not collinear with them. In gray are concentration ellipses of the covariance matrices  $\Sigma^\pi$ ,  $\Sigma^L$  and  $\Sigma^p$ .

departure in  $\mu^p$  from the convex combination of  $\mu^\pi$  and  $\mu^L$  can be picked up by the marginal direction orthogonal to the difference of the latter two, however slight the departure may be. In addition, the neighborhood of marginal directions whose polar angles are between  $\beta + \pi/4$  and  $\alpha + \pi/4$  are also vulnerable to the DPP. As long as (6) holds, this neighborhood is nonempty.

The geometry described here is not limited to two-dimensional situations. The same intuition applies when the Bayesian model of concern invokes a parameter space of higher dimensions. In fact, the higher the dimension of the parameter space, the more “prevalent” the DPP in the sense that the nonempty neighborhood of marginal directions  $\lambda$  that can result in a DPP is also of higher dimension, and can be harder to avoid.

The DPP is keenly related to the Simpson’s paradox, another puzzling phenomenon said to occur when the marginal expectation of a random variable seemingly takes value outside the range of the conditional expectations of the same variable from which it is aggregated. Simpson’s paradox is a consequence of incoherent marginalization: sources of conditional information were aggregated against different, as opposed to the same, marginal distributions of the conditioning variable. When the difference is substantial, the marginal expectation may appear out of range, which is otherwise mathematically impossible had the marginalization been done coherently.

When the prior and posterior means in conjugate normal models are regarded as point estimators of a quantity of interest, as it has been the case with our investigation, DPP is precisely a manifestation of the Simpson’s paradox in the following sense. Let  $T_1$  and  $T_2$  be the estimators of the drug and placebo efficacy respectively.  $Z$  is the indicator variable of whether the observation is made through a pilot study ( $Z = 0$ ), which corresponds to the prior, or a full clinical trial ( $Z = 1$ ) which corresponds to the likelihood. Write

$$\begin{aligned} E(T_1 | Z = 0) &= \mu_1^\pi, & E(T_2 | Z = 0) &= \mu_2^\pi, \\ E(T_1 | Z = 1) &= \mu_1^L, & E(T_2 | Z = 1) &= \mu_2^L. \end{aligned}$$

with the understanding that the expectations are each taken with respect to a distinct and independent sample drawn from a (possibly finite) population.

Let  $w = (w, 1 - w)^\top$  be the sample marginal distribution of  $Z$ , that is the fraction of subjects assigned to the pilot study versus the clinical trial. Write  $\mu_1 = (\mu_1^\pi, \mu_1^L)$  and  $\mu_2 = (\mu_2^\pi, \mu_2^L)$ . If  $Z$  is independent of  $T_1$  and  $T_2$ , the marginal

expected linear contrast can be written as

$$\mathbf{w}^\top \boldsymbol{\mu}_1 - \mathbf{w}^\top \boldsymbol{\mu}_2 = \sum_z E(T_1 - T_2 \mid Z = z) P(Z = z) = E(T_1 - T_2).$$

As  $w$  varies in  $[0, 1]$ , it is guaranteed that

$$\min(\mu_1^\pi - \mu_2^\pi, \mu_1^L - \mu_2^L) \leq \mathbf{w}^\top \boldsymbol{\mu}_1 - \mathbf{w}^\top \boldsymbol{\mu}_2 \leq \max(\mu_1^\pi - \mu_2^\pi, \mu_1^L - \mu_2^L). \quad (8)$$

That is, the marginal expected linear contrast is bounded within range of the conditional expected linear contrasts from the pilot study and the clinical trial. In other words, Simpson’s paradox does not occur regardless of  $w$ . However, if  $Z$  is not independent of  $T_1$  and  $T_2$ , that is if the assignment probabilities to the pilot study versus the clinical trial depend on the outcomes, the guarantee in (8) does not hold. In particular, if  $Z$  possesses two distinct marginal distributions, one pertinent to either the drug ( $T_1$ ) or the placebo ( $T_2$ ), and are respectively

$$\mathbf{w}_1 = (w^s, 1 - w^s)^\top \quad \text{and} \quad \mathbf{w}_2 = (w^\sigma, 1 - w^\sigma)^\top, \quad (9)$$

then the “marginal expected linear contrast” of the drug’s efficacy is written as

$$\mathbf{w}_1^\top \boldsymbol{\mu}_1 - \mathbf{w}_2^\top \boldsymbol{\mu}_2 = \lambda^\top \boldsymbol{\mu}^p. \quad (10)$$

The phrase “marginal expected linear contrast” here is in quotes, as the marginalization of  $T_1$  and  $T_2$  endorsed different marginal distributions of  $Z$ , hence the result is incoherent for comparison purposes. In this case, Simpson’s paradox is said to occur whenever

$$\mathbf{w}_1^\top \boldsymbol{\mu}_1 - \mathbf{w}_2^\top \boldsymbol{\mu}_2 < \min(\mu_1^\pi - \mu_2^\pi, \mu_1^L - \mu_2^L), \quad \text{or} \quad \mathbf{w}_1^\top \boldsymbol{\mu}_1 - \mathbf{w}_2^\top \boldsymbol{\mu}_2 > \max(\mu_1^\pi - \mu_2^\pi, \mu_1^L - \mu_2^L),$$

which coincides with the definition of DPP in Equation 1. In the special case of Example 3.4 illustrated here, when  $\mathbf{w}_1$  and  $\mathbf{w}_2$  as defined in (9) take values according to the respective posterior variance component coefficients of (4), then (10) is precisely the posterior expected linear contrast with respect to the independent heterogeneous variance model. DPP occurs precisely when Simpson’s paradox occurs.

## 5 DPP in Binomial Model Revisited

When the “numbers of trials” go to infinity, the two-by-two table Binomial model used in Xie et al. [2013] is covered by the LAN property in Section 3. Thus, we

will not repeat the discussion for the case that the “numbers of trials” go to infinity. However, in practice, as shown in Xie et al. [2013], we care about the finite sample property, especially when the prior is moderately or highly informative. The case of finite numbers of trials does not fall into the realm of exponential-quadratic likelihood. We study DPP in this case in this section. We are curious to see whether the results that we obtain from the exponential-quadratic likelihood, though not directly applicable here, could be adopted for guiding the choice of priors and re-parameterization.

Let  $y_i \sim \text{Binom}(n_i, p_i)$ ,  $i = 0, 1$ , both  $n_0$  and  $n_1$  are finite. The parameter of interest is  $\eta = p_1 - p_0$ , for which we have “some prior information”. Furthermore, we also have “some prior information” for  $p_0$ . This is an example given in Xie et al. [2013]. The likelihood is

$$\begin{aligned} L(p_0, \delta) &\propto p_0^{y_0} (1 - p_0)^{n_0 - y_0} p_1^{y_1} (1 - p_1)^{n_1 - y_1} \\ &= p_0^{y_0} (1 - p_0)^{n_0 - y_0} (p_0 + \delta)^{y_1} (1 - p_0 - \delta)^{n_1 - y_1}. \end{aligned}$$

The MLE of  $p_0$  and  $\eta$  are  $\hat{p}_0 = \frac{y_0}{n_0}$  and  $\hat{\eta} = \frac{y_1}{n_1} - \frac{y_0}{n_0}$ . Let  $\eta_0$  be the prior mean and  $\eta^*$  be the posterior mode of  $\eta$ , then DPP occurs if and only if

$$\left[ \eta^* - \left( \frac{y_1}{n_1} - \frac{y_0}{n_0} \right) \right] [\eta^* - \eta_0] > 0. \quad (11)$$

The (independent) conjugate prior for this model is given by  $p_i \sim \text{Beta}(a_i, b_i)$ ,  $i = 0, 1$ .

## 5.1 Theoretical Results

When both  $n_0$  and  $n_1$  are finite, the likelihood of the Binomial model is very different from exponential-quadratic type likelihoods thus we no longer have nice analytical solutions for the conditions of DPP as in Section 3. To correspond as much as possible to the results obtained in Section 3, we still choose a bivariate Gaussian prior (and live with the fact that this prior is not rigorously appropriate for parameters with bounded support) for the parameters in the Binomial model and still try to express the posterior as a weighted average of prior mean and MLE. By doing so, we can examine the exact distinction (actually in terms of an extra residue term in the weighted average) of the Binomial model from the exponential-quadratic models.

Let the prior for  $(p_0, \eta)$  be bivariate Gaussian with means  $(\mu_0, \eta_0)$  and variance-covariance matrix  $\Sigma = \begin{pmatrix} \sigma_0^2 & r\sigma_1\sigma_0 \\ r\sigma_1\sigma_0 & \sigma_1^2 \end{pmatrix}$ . Assume that  $\sigma_0, \sigma_1$  are known constants and assign uniform prior for  $r$  on  $[-1, 1]$ . Proposition 5.1 rewrites the posterior mean as a weighted average of the prior mean and MLE, plus and extra term, without which the DPP would not occur.

**Proposition 5.1.** *For any  $r \in (-1, 1)$ , the posterior mode  $\eta^*$  satisfies*

$$\eta = W_L \hat{\eta} + (1 - W_L) \eta_0 + W_d \left( \frac{y_0}{n_0} - \mu_0 \right), \quad (12)$$

where  $I_0 = I(p_0, n_0) = \frac{n_0}{p_0(1-p_0)}$ ,  $I_1 = I(p_1, n_1) = \frac{n_1}{p_1(1-p_1)}$ , and

$$W_L = W_L(p_0, p_1) = \frac{(1 - r^2)I_0I_1 + I_1\left[\frac{1}{\sigma_0^2} + \frac{r}{\sigma_0\sigma_1}\right]}{(1 - r^2)I_0I_1 + \frac{1}{\sigma_0^2\sigma_1^2} + \frac{I_0}{\sigma_1^2} + I_1\left[\frac{1}{\sigma_0^2} + 2\frac{r}{\sigma_0\sigma_1} + \frac{1}{\sigma_1^2}\right]},$$

$$W_d = W_d(p_0, p_1) = \frac{I_1\left(\frac{1}{\sigma_0^2} + \frac{r}{\sigma_0\sigma_1}\right) + \frac{r}{\sigma_0\sigma_1}I_0}{(1 - r^2)I_0I_1 + \frac{1}{\sigma_0^2\sigma_1^2} + \frac{I_0}{\sigma_1^2} + I_1\left[\frac{1}{\sigma_0^2} + 2\frac{r}{\sigma_0\sigma_1} + \frac{1}{\sigma_1^2}\right]}.$$

Let  $y_0/n_0 \geq \mu_0$  without loss of generality, then DPP occurs if and only if

$$\eta_0 - \hat{\eta} \in \left[ -\frac{W_d}{1 - W_L} \left( \frac{y_0}{n_0} - \mu_0 \right), \frac{W_d}{W_L} \left( \frac{y_0}{n_0} - \mu_0 \right) \right]. \quad (13)$$

Therefore, the severity of DPP depends on how large the interval on the right-hand-side is.

When  $r = 0$ , we can simplify the expressions in Proposition 5.1.

$$\frac{W_d}{W_L} = \frac{1}{1 + I_0\sigma_0^2}, \quad \frac{W_d}{1 - W_L} = \frac{I_1\sigma_1^2}{1 + (I_1 + I_0)\sigma_0^2}.$$

Therefore, the larger  $I_0\sigma_0^2$  is (or the smaller  $I_1\sigma_1^2$  is), the shorter the interval on the right-hand-side of 13 is, thus the less likely the DPP occurs. For any fixed  $r$ , when  $\sigma_0, \sigma_1 \rightarrow \infty$ ,  $W_d \rightarrow 0$  and  $W_L \rightarrow 1$ ; thus  $\delta \rightarrow \hat{\delta}$ . This corresponds to flat priors for  $p_0, p_1$ . These results match the phenomena we observe in numerical simulations, see Section 5.2 for details.

From Section 3, in the asymptotic sense, i.e. in the Gaussian model, when the 2-dimensional marginal contrast is the quantity of interest, the DPP does not occur if the marginal variances are homogeneous (Proposition 3.3 in Section 3). But this is not possible here since the marginal variances for  $p_1$  and  $p_0$  are determined by  $n_1, n_0$  and their respective values, which can be very different. As we show in the numerical examples in Section 3.3, in cases of heterogeneous marginal variances, the correlation structure has a significant impact on the occurrence probability of DPP. For the Binomial model, the only freedom that we have is on the prior means and covariance matrices. We speculate that imposing correlations through the prior may not completely resolve the DPP but might alleviate the phenomenon, i.e., alter (hopefully reduce) the probability of occurrence. We next examine the impact of various correlations on the priors of transformed  $(p_0, p_1)$ , mostly using numerical experiments, given in Section 5.2.

The proposition below considers bivariate Gaussian priors for the logit transformed parameters.

**Proposition 5.2** (Priors on Transformed Parameters). *Let  $\theta_i = \text{logit}(p_i)$ ,  $i = 0, 1$ . Assume that the prior for  $\boldsymbol{\theta} = (\theta_0, \theta_1)$  is bivariate normal with mean  $\boldsymbol{\mu}$  and variance-covariance  $\Sigma = \begin{pmatrix} \sigma_0^2 & r\sigma_1\sigma_0 \\ r\sigma_1\sigma_0 & \sigma_1^2 \end{pmatrix}$ . Assume that  $\sigma_1$  and  $\sigma_2$  are known and that  $r$  has a uniform prior on  $(-1, 1)$ . Then at the posterior mode,  $(p_1, r, p_0)$  satisfies*

$$\left(\frac{y_0}{n_0} - p_0\right) \left(\frac{y_1}{n_1} - p_1\right) = -\frac{r}{n_0 n_1 \sigma_0 \sigma_1 (1 - r^2)}.$$

It shows that a positive correlation on the priors between logit-transformed  $p_0, p_1$  incurs a negative correlation between the residuals,  $\frac{y_0}{n_0} - p_0 = \hat{p}_0 - p_0$  and  $\frac{y_1}{n_1} - p_1 = \hat{p}_1 - p_1$ , on the posterior, and vice versa. Moreover, if we set  $r = 0$ , then at the posterior mode, either  $p_0 = y_0/n_0$  or  $p_1 = y_1/n_1$ , which is the MLE for  $p_0$  or  $p_1$ . This is likely to result in DPP on  $\eta = p_1 - p_0$ , since the posterior mode already coincides with MLE. This heuristic argument gives partial evidence towards setting correlated priors for (transformed)  $p_0$  and  $p_1$ .

## 5.2 Numerical Results

Given the theoretical discussions in Section 5.1, we demonstrate the DPP for Binomial models via the numerical example similar to Xie et al. [2013]. Figure 4 and

Table 1 summarizes the results under different prior specifications, corresponding to those given in Section 5.1.

Prior	Posterior Mean	Posterior Median	Posterior Interval (95%)
Indep. Conj.	0.237	0.240	[0.094, 0.382]
Gauss A $\rho = 0$	0.314	0.315	[0.195, 0.427]
Gauss A $\rho = 0.2$	0.325	0.325	[0.213, 0.445]
Gauss A, $\rho = -0.2$	0.308	0.310	[0.189, 0.420]
Gauss A, $\rho = 0.8$	0.381	0.381	[0.296, 0.460]
Gauss A, $\rho = -0.8$	0.250	0.247	[0.153, 0.357]
Gauss A, $\rho = 0.95$	0.403	0.402	[0.345, 0.463]
Gauss A, $\rho = -0.95$	0.200	0.203	[0.121, 0.276]
Gauss B, $\rho = 0$	0.094	0.097	[-0.064, 0.248]
Gauss B, $\rho = 0.2$	0.096	0.092	[-0.061, 0.265]
Gauss B, $\rho = -0.2$	0.092	0.093	[-0.082, 0.249]
Gauss B, $\rho = 0.8$	0.098	0.097	[-0.059, 0.254]
Gauss B, $\rho = -0.8$	0.099	0.102	[-0.069, 0.250]
Gauss B, $\rho = 0.95$	0.105	0.106	[-0.035, 0.242]
Gauss B, $\rho = -0.95$	0.119	0.120	[-0.047, 0.282]

Table 1: Posteriors of  $\delta$  in the Binomial model with independent conjugate priors with hyperparameters  $(a, b)$  (row 1) and bivariate Gaussian priors (rows 2 – 15, corresponding to Figure 4) on  $(p_0, p_1)$ . The means are given by  $a/(a + b)$  and the marginal variances are given by  $ab/((a + b)^2(a + b + 1))$  in “Gauss A” and  $(0.5^2, 0.5^2)$  in “Gauss B”, where  $a = (14.66, 46.81)$ ,  $b = (4.88, 4.68)$ . The prior mean is equal to 0.159 and the MLE is equal to 0.096.

As we can see from Table 1, having apriori correlations between  $p_0$  and  $p_1$  can alleviate the DPP though cannot diminish it. Having larger prior variances (Gauss B as opposed to Gauss A) can alleviate the DPP too: the prior impact becomes more and more negligible with a larger and larger prior variance.

Next we examine some other more “flexible” priors (with either unknown prior parameter  $\rho$  or both  $\sigma$  and  $\rho$ ) on this Binomial example.

We can see from Table 2 that if we do not fix the prior variances and fit the variance parameters, the DPP does not occur. This is because the data is providing information to the prior specification thus the prior and likelihood are more aligned. And DPP is avoided.

In summary, by studying the DPP for the Binomial model both theoretically and numerically, we confirm our conjecture that the guidance given by studying

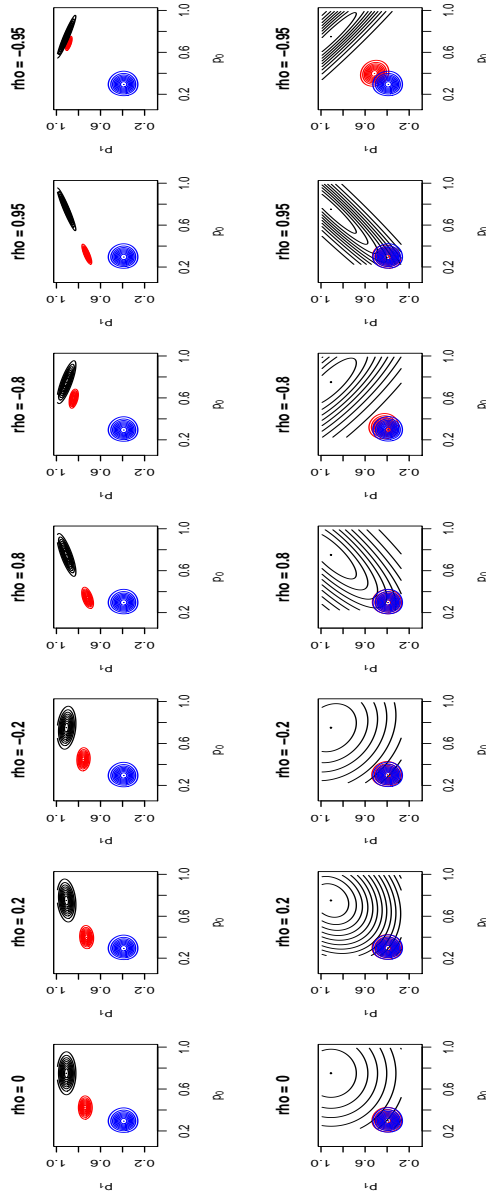


Figure 4: Prior (black), likelihood (blue) and posterior (red) contours for the Binomial model with bivariate Gaussian prior on  $(p_0, p_1)$ . The means are given by  $a/(a + b)$  and the marginal variances are given by  $ab/((a + b)^2(a + b + 1))$  in the first row and  $(0.5^2, 0.5^2)$  in the second row, where  $a = (14.66, 46.81)$ ,  $b = (4.88, 4.68)$ .



Transformation	Prior Var.	Post. Mean	Post. Interval (95%)	Est. $\rho$
None	A, Unknown $\rho$	0.388	[0.297, 0.458]	0.872 ([0.452, 0.992])
None	B, Unknown $\rho$	0.103	[-0.065, 0.250]	0.458 ([-0.552, 0.992])
None	Unknown $(\sigma, \rho)$	0.096	[-0.068, 0.274]	0.254 ([-0.856, 0.990])
Logit	Unknown $(\sigma, \rho)$	0.117	[-0.032, 0.255]	0.688 ([-0.036, 0.984])

Table 2: The same Binomial model as in Table 1 with different priors. The prior mean is equal to 0.159 and MLE is equal to 0.096. “A” represents when  $\sigma^2 = ab/((a+b)^2(a+b+1))$  and “B” represents when  $\sigma^2 = (0.5^2, 0.5^2)$ . When  $\sigma$  is unknown, the prior is given by independent Gamma with hyperparameters (10, 10). When the covariance matrix is unknown (both  $\sigma$  and  $\rho$  unknown), the covariance matrix is given flat prior.

the DPP for exponential-quadratic likelihoods can also be applied when the likelihood is far from being exponential-quadratic. The DPP for general likelihood cases are slightly more tricky than exponential-quadratic cases, as we demonstrate in this section. Thus practitioners working with highly non-exponential-quadratic likelihoods shall be more cautious and be aware of the pitfalls of using informative priors.

## 6 Conclusions and Discussions

In this paper, we derive conditions for DPP under exponential quadratic likelihoods and demonstrate DPP using numerical experiments for Gaussian and Binomial models. The investigations on DPP are of interest in applications and have practical implications on the choice of priors, especially informative priors, and normalization (pre-processing) of data.

From studying the DPP under the exponential-quadratic likelihood, we recommend (1) having uncorrelated dimensions for the parameters, in both the prior and likelihood, is desired to alleviate or avoid DPP; (2) re-scale or re-parameterize such that the prior is not super skewed, and homogeneous variance across dimensions is desired; (3) transform data such that the likelihood is not highly skewed and, similarly, homogeneous variance across dimensions is desired; (4) in case the different dimensions of the parameter are correlated in both the prior and the likelihood, making sure that the correlation patterns are the same between prior and likelihood could alleviate or prevent DPP. With a digression from the exponential-quadratic likelihood, we also show through the Binomial model that the sugges-

tions above shall still help alleviate DPP. Furthermore, setting hyper-priors could be helpful when DPP is suspected: the data would inform the estimation of the hyperparameters in the prior such that the DPP is mitigated while not fully avoided. This is reflected from numerical studies of the Binomial models.

Several of these guidelines and tips are typically adopted for practitioners for ease of computation in a Bayesian inference. Example 3.3 shows that, when possible, normalization of the data, together with proper re-scaling of the parameters prior to analysis to make the marginal variances of the parameters close to being homogeneous, is a recommended step for avoiding/mitigating the DPP. In practice, for most computational algorithms [Robert and Casella, 2013], such as the Markov chain Monte Carlo (MCMC, see Liu [2008] and references therein), it is also easier to tune if the different parameters lie on similar scales, such as being close to standard Gaussian distribution in the model. A concrete example is the Neal’s Funnel [Papaspiliopoulos et al., 2007] in the Hamiltonian Monte Carlo [Neal et al., 2011] implementation in the Stan package [Hoffman and Gelman, 2014], it is demonstrated that “reparameterization can dramatically increase effective sample size for the same number of iterations or even make programs that would not converge well behaved”; see the reparameterization section in the *Stan User’s Guide* [Stan Development Team, 2019]. Thus the geometry of the prior-likelihood alignment impacts both the behavior of the Bayes estimator and the performance of computational algorithms for posterior sampling. In this paper, from the perspective of avoiding potential DPP issue, we are reassuring the importance of these guidance for practitioners of Bayesian inference, especially under informative priors.

Finally, we would like to point out that although in this paper, we focus on the DPP with point estimation, i.e. the relationship between the posterior mean and prior mean & the MLE, it is a phenomenon beyond point estimation. In fact, Xie et al. [2013] demonstrated the DPP with Binomial example using credible and confidence intervals of different levels. We only present the DPP defined using point estimation in this paper to simplify our presentation and to provide the essence and fundamental insight of the DPP. We leave the more general discussions of the DPP and practical implications to future work.

## References

Bradley Efron. Why isn’t everyone a bayesian? *The American Statistician*, 40(1): 1–5, 1986.

- Andrew Gelman, Hal S Stern, John B Carlin, David B Dunson, Aki Vehtari, and Donald B Rubin. *Bayesian data analysis*. Chapman and Hall/CRC, 2013.
- Charles J Geyer et al. Asymptotics of maximum likelihood without the  $\ln$  or  $clt$  or sample size going to infinity. In *Advances in Modern Statistical Theory and Applications: A Festschrift in honor of Morris L. Eaton*, pages 1–24. Institute of Mathematical Statistics, 2013.
- Jaroslav Hájek. Local asymptotic minimax and admissibility in estimation. In *Proceedings of the sixth Berkeley symposium on mathematical statistics and probability*, volume 1, pages 175–194, 1972.
- Matthew D Hoffman and Andrew Gelman. The no-u-turn sampler: adaptively setting path lengths in hamiltonian monte carlo. *Journal of Machine Learning Research*, 15(1):1593–1623, 2014.
- Lucien Le Cam and Grace Lo Yang. *Asymptotics in statistics: some basic concepts*. Springer Science & Business Media, 2012.
- Jun S Liu. *Monte Carlo strategies in scientific computing*. Springer Science & Business Media, 2008.
- Radford M Neal et al. Mcmc using hamiltonian dynamics. *Handbook of markov chain monte carlo*, 2(11):2, 2011.
- Omiros Papaspiliopoulos, Gareth O Roberts, and Martin Sködl. A general framework for the parametrization of hierarchical models. *Statistical Science*, pages 59–73, 2007.
- C. Robert. Discussion on “confidence distribution, the frequentist distribution estimator of a parameter”. *International Statistical Review*, 81(1):52–56, 2013.
- Christian Robert and George Casella. *Monte Carlo statistical methods*. Springer Science & Business Media, 2013.
- Stan Development Team. Stan user’s guide. [https://mc-stan.org/docs/2\\_21/stan-users-guide/index.html](https://mc-stan.org/docs/2_21/stan-users-guide/index.html), 2019.
- L. Wasserman. Why isnt everyone a bayesian. *The Science of Bradley Efron*, pages 260–261, 2007.

Min-ge Xie. Rejoinder: Confidence distribution, the frequentist distribution estimator of a parameter. *International Statistical Review*, 81(1):68–77, 2013.

Min-ge Xie and Kesar Singh. Confidence distribution, the frequentist distribution estimator of a parameter: A review. *International Statistical Review*, 81(1): 3–39, 2013.

Minge Xie, Regina Y Liu, CV Damaraju, William H Olson, et al. Incorporating external information in analyses of clinical trials with binary outcomes. *The Annals of Applied Statistics*, 7(1):342–368, 2013.

## A Geometry of DPP in the General Case

We can take the 2-dimensional space spanned by  $(\boldsymbol{\mu}^p - \boldsymbol{\mu}^\pi, \boldsymbol{\mu}^p - \boldsymbol{\mu}^L)$  and denote it by  $\mathcal{S}^{\pi L}$ . We denote the projection of  $\boldsymbol{\lambda}$  to  $\mathcal{S}^{\pi L}$  as  $\boldsymbol{\lambda}^{\text{proj}}$ . We note that we only need to consider  $\boldsymbol{\lambda}^{\text{proj}}$  since the remainder  $\boldsymbol{\lambda} - \boldsymbol{\lambda}^{\text{proj}}$  is orthogonal to any vectors in  $\mathcal{S}^{\pi L}$  thus does not contribute to either  $\cos(\theta^\pi)$  or  $\cos(\theta^L)$ . Without loss of generality, we assume that the angle between these two vectors is  $0 < \phi < 180$  deg. The orthogonal plane of  $\boldsymbol{\mu}^p - \boldsymbol{\mu}^\pi$  on  $\mathcal{S}^{\pi L}$  is denoted by  $\mathcal{P}^\pi$  and the orthogonal plane of  $\boldsymbol{\mu}^p - \boldsymbol{\mu}^L$  on  $\mathcal{S}^{\pi L}$  is denoted by  $\mathcal{P}^L$ . From analytic geometry, the side of the plane  $\mathcal{P}^L$  that contains  $\boldsymbol{\mu}^p - \boldsymbol{\mu}^L$  are the vectors that form angles within 90 deg with  $\boldsymbol{\mu}^p - \boldsymbol{\mu}^L$  and the other side are vectors that form angles above 90 deg with  $\boldsymbol{\mu}^p - \boldsymbol{\mu}^L$ . Note here that 90 deg is the critical point where the cosine function changes from positive to negative signs. If  $\boldsymbol{\lambda}^{\text{proj}}$  lies on the same side (left or right) of  $\mathcal{P}^L$  and  $\mathcal{P}^\pi$ , then  $\theta^\pi, \theta^L$  are either both blow 90 deg or both below 90 deg; thus  $\cos(\theta^\pi) \cos(\theta^L) > 0$ . Therefore, DPP occurs if and only if the projection of  $\boldsymbol{\lambda}$  to  $\mathcal{S}^{\pi L}$  lies on the same side of  $\mathcal{P}^\pi$  and  $\mathcal{P}^L$ . Thus the choice of  $\boldsymbol{\lambda}$  that results in DPP occupies a significant portion in the space of all possible non-zero vectors of  $\boldsymbol{\lambda}$ .

## B Proof of Theorem 3.1

The posterior distribution for  $\boldsymbol{\theta}$  is

$$\mathcal{N}\left(\boldsymbol{\theta}; \Sigma^p \left[ (\Sigma^\pi)^{-1} \boldsymbol{\mu}^\pi + (\Sigma^L)^{-1} \boldsymbol{\mu}^L \right], \Sigma^p\right).$$

The posterior distribution for  $\theta^*$  is then

$$\mathcal{N}\left(\boldsymbol{\theta}; \boldsymbol{\lambda}^\top \Sigma^p (\Sigma^\pi)^{-1} \boldsymbol{\mu}^\pi + \boldsymbol{\lambda}^\top \Sigma^p (\Sigma^L)^{-1} \boldsymbol{\mu}^L, \boldsymbol{\lambda}^\top \Sigma^p \boldsymbol{\lambda}\right).$$

The discrepant posterior phenomenon (DPP) does not occur if and only if

$$\left(\mathbb{E}_{\text{post}}(\boldsymbol{\lambda}^\top \boldsymbol{\theta}) - \boldsymbol{\lambda}^\top \boldsymbol{\mu}^\pi\right) \left(\mathbb{E}_{\text{post}}(\boldsymbol{\lambda}^\top \boldsymbol{\theta}) - \boldsymbol{\lambda}^\top \boldsymbol{\mu}^L\right) < 0,$$

in other words, DPP occurs if

$$\mathbb{E}_{\text{post}}(\boldsymbol{\lambda}^\top \boldsymbol{\theta}) := \boldsymbol{\lambda}^\top \Sigma^p (\Sigma^\pi)^{-1} \boldsymbol{\mu}^\pi + \boldsymbol{\lambda}^\top \Sigma^p (\Sigma^L)^{-1} \boldsymbol{\mu}^L \quad \begin{cases} \geq \max \{ \boldsymbol{\lambda}^\top \boldsymbol{\mu}^\pi, \boldsymbol{\lambda}^\top \boldsymbol{\mu}^L \} \\ \text{or } \leq \min \{ \boldsymbol{\lambda}^\top \boldsymbol{\mu}^\pi, \boldsymbol{\lambda}^\top \boldsymbol{\mu}^L \} \end{cases}$$

## C Proofs of Proposition 3.1 and 3.2

*Proof. 3.1.* This is straightforward from Theorem 3.1 thus detailed proof is omitted.

**3.2.** From Sherman-Morrison formula, we have

$$(\Sigma^\pi)^{-1} = \frac{\sigma_\pi^{-2}}{1-r} \left[ I_d - \frac{r}{rd+1-r} \mathbf{1}_d \mathbf{1}_d^\top \right] \quad \text{and} \quad (\Sigma^L)^{-1} = \frac{\sigma_L^{-2}}{1-\rho} \left[ I_d - \frac{\rho}{\rho d+1-\rho} \mathbf{1}_d \mathbf{1}_d^\top \right].$$

Therefore,

$$\begin{aligned} \Sigma^p (\Sigma^L)^{-1} &= W_{r\rho} I_d - C_{r\rho} \mathbf{1}_d \mathbf{1}_d^\top, \\ \Sigma^p (\Sigma^\pi)^{-1} &= (1 - W_{r\rho}) I_d + C_{r\rho} \mathbf{1}_d \mathbf{1}_d^\top. \end{aligned}$$

Thus  $\Delta_1 = W_{r\rho} d_{L\pi}^{(1)} - C_{r\rho} d_{L\pi}^{(2)}$  and  $\Delta_2 = (1 - W_{r\rho}) d_{L\pi}^{(1)} + C_{r\rho} d_{L\pi}^{(2)}$ . Therefore,

$$\Delta_1 \Delta_2 = W_{r\rho} (1 - W_{r\rho}) \left[ d_{L\pi}^{(1)} \right]^2 - C_{r\rho}^2 \left[ d_{L\pi}^{(2)} \right]^2 + C_{r\rho} (2W_{r\rho} - 1) d_{L\pi}^{(1)} d_{L\pi}^{(2)}.$$

The rest follows directly from Theorem 3.1.  $\square$

## D Statement and Proof of Corollary to Proposition 3.3

**Corollary D.1.** Let  $\Sigma^\pi = \sigma_\pi^2 \text{diag}(1, 1)$ ,  $\Sigma^L = \sigma_L^2 \begin{pmatrix} 1 & \rho \\ \rho & 1 \end{pmatrix}$ . Then (1) the posterior distribution for  $\theta_1 - \theta_2$  is  $\mathcal{N}(\Delta^*, 2(1-\rho) [(1-\rho)\sigma_\pi^{-2} + \sigma_L^{-2}]^{-1})$ , where  $\Delta^* = w_\pi \Delta_\pi + w_L \Delta_L$ ,  $w_\pi = \frac{(1-\rho)\sigma_\pi^{-2}}{(1-\rho)\sigma_\pi^{-2} + \sigma_L^{-2}}$ , and  $w_L = 1 - w_\pi$ ; and (2)  $\min\{\Delta_\pi, \Delta_L\} \leq \Delta^* \leq \max\{\Delta_\pi, \Delta_L\}$ , i.e. no DPP. Same results hold when  $\Sigma^L = \sigma_L^2 \text{diag}(1, 1)$ ,  $\Sigma^\pi = \sigma_\pi^2 \begin{pmatrix} 1 & \rho \\ \rho & 1 \end{pmatrix}$  due to the symmetry of likelihood and prior.

*Proof.* We use the same notations as in Lemmas G.1 and G.2. In this case,

$$(\Sigma^\pi)^{-1} = \sigma_\pi^{-2} \begin{pmatrix} 1 & 0 \\ 0 & 1 \end{pmatrix} \quad \text{and} \quad (\Sigma^L)^{-1} = \frac{\sigma_L^{-2}}{1-\rho^2} \begin{pmatrix} 1 & -\rho \\ -\rho & 1 \end{pmatrix}.$$

Consequently, we have

$$\begin{aligned} \Sigma^p &= \left[ \sigma_\pi^{-2} + \frac{\sigma_L^{-2}}{1-\rho^2} \right]^{-1} \frac{1}{1-r^2} \begin{pmatrix} 1 & -r \\ -r & 1 \end{pmatrix}, \quad r = \frac{-\frac{\rho}{1-\rho^2}\sigma_L^{-2}}{\sigma_\pi^{-2} + \frac{\sigma_L^{-2}}{1-\rho^2}}. \\ T\Sigma^p T^\top &= \left[ \sigma_\pi^{-2} + \frac{\sigma_L^{-2}}{1-\rho^2} \right]^{-1} \frac{1}{1-r^2} \begin{pmatrix} 2+2r & 0 \\ 0 & 2-2r \end{pmatrix}. \\ (T\Sigma^p T^\top)_{11} &= \left[ \sigma_\pi^{-2} + \frac{\sigma_L^{-2}}{1-\rho^2} \right]^{-1} \frac{2}{1-r} = 2 \left[ \sigma_\pi^{-2} + \frac{\sigma_L^{-2}}{1-\rho} \right]^{-1}. \end{aligned}$$

Furthermore, we have

$$\begin{aligned} T\Sigma^p (\Sigma^\pi)^{-1} \boldsymbol{\mu}^\pi &= \left( 1 + \frac{\sigma_\pi^2 \sigma_L^{-2}}{1-\rho^2} \right)^{-1} \begin{pmatrix} \frac{\mu_1^\pi - \mu_2^\pi}{1-\tilde{r}} \\ \frac{\mu_1^\pi + \mu_2^\pi}{1+\tilde{r}} \end{pmatrix}, \quad \tilde{r} = - \left( 1 + \frac{\sigma_\pi^2 \sigma_L^{-2}}{1-\rho^2} \right)^{-1} \frac{\rho \sigma_\pi^2 \sigma_L^{-2}}{1-\rho^2}; \\ T\Sigma^p (\Sigma^L)^{-1} \boldsymbol{\mu}^L &= \left( 1 + \sigma_L^2 \sigma_\pi^{-2} \right)^{-1} \begin{pmatrix} \frac{\mu_1^L - \mu_2^L}{1-\tilde{r}^*} \\ \frac{\mu_1^L + \mu_2^L}{1+\tilde{r}^*} \end{pmatrix}, \quad \tilde{r}^* = \frac{\rho \sigma_L^2 \sigma_\pi^{-2}}{1 + \sigma_L^2 \sigma_\pi^{-2}}. \end{aligned}$$

Using notations in Lemma G.2, we have  $\mu_1^* - \mu_2^* = w_\pi \Delta_\pi + w_L \Delta_L$ , where

$$\mu_1^* - \mu_2^* = w_\pi \Delta_\pi + w_L \Delta_L, \quad w_\pi = \frac{(1-\rho)\sigma_\pi^{-2}}{(1-\rho)\sigma_\pi^{-2} + \sigma_L^{-2}}, \quad w_L = 1 - w_\pi.$$

Therefore,  $\min\{\Delta_\pi, \Delta_L\} \leq \mu_1^* - \mu_2^* \leq \max\{\Delta_\pi, \Delta_L\}$  if and only if

$$([1 - w_\pi]\Delta_\pi - w_L \Delta_L) ([1 - w_L]\Delta_L - w_\pi \Delta_\pi) \leq 0,$$

which is always true since  $0 \leq w_\pi \leq 1$ .  $\square$

## E Proof of Proposition 3.3

*Proof.* We use the same notations as in Lemmas G.1 and G.2. In this case,

$$(\Sigma^\pi)^{-1} = \frac{\sigma_\pi^{-2}}{1-r^2} \begin{pmatrix} 1 & -r \\ -r & 1 \end{pmatrix} \quad \text{and} \quad (\Sigma^L)^{-1} = \frac{\sigma_L^{-2}}{1-\rho^2} \begin{pmatrix} 1 & -\rho \\ -\rho & 1 \end{pmatrix}.$$

Consequently, we have

$$\begin{aligned}\Sigma^p &= \left[ \frac{\sigma_\pi^{-2}}{1-r^2} + \frac{\sigma_L^{-2}}{1-\rho^2} \right]^{-1} \frac{1}{1-s^2} \begin{pmatrix} 1 & -s \\ -s & 1 \end{pmatrix}, s = \frac{-\frac{\rho}{1-\rho^2}\sigma_L^{-2} - \frac{r}{1-r^2}\sigma_\pi^{-2}}{\frac{\sigma_\pi^{-2}}{1-r^2} + \frac{\sigma_L^{-2}}{1-\rho^2}}. \\ T\Sigma^p T^\top &= \left[ \frac{\sigma_\pi^{-2}}{1-r^2} + \frac{\sigma_L^{-2}}{1-\rho^2} \right]^{-1} \frac{1}{1-s^2} \begin{pmatrix} 2+2s & 0 \\ 0 & 2-2s \end{pmatrix}. \\ (T\Sigma^p T^\top)_{11} &= \left[ \frac{\sigma_\pi^{-2}}{1-r^2} + \frac{\sigma_L^{-2}}{1-\rho^2} \right]^{-1} \frac{2}{1-s} = 2 \left[ \frac{\sigma_\pi^{-2}}{1-r} + \frac{\sigma_L^{-2}}{1-\rho} \right]^{-1}.\end{aligned}$$

Furthermore, we have

$$\begin{aligned}T\Sigma^p (\Sigma^\pi)^{-1} \boldsymbol{\mu}^\pi &= \left( \frac{1}{1-r^2} + \frac{\sigma_\pi^2 \sigma_L^{-2}}{1-\rho^2} \right)^{-1} \begin{pmatrix} \frac{\mu_1^\pi - \mu_2^\pi}{(1-r)(1-s)} \\ \frac{\mu_1^\pi + \mu_2^\pi}{(1+r)(1+s)} \end{pmatrix}; \\ T\Sigma^p (\Sigma^L)^{-1} \boldsymbol{\mu}^L &= \left( \frac{1}{1-\rho^2} + \frac{\sigma_L^2 \sigma_\pi^{-2}}{1-r^2} \right)^{-1} \begin{pmatrix} \frac{\mu_1^L - \mu_2^L}{(1-s)(1-\rho)} \\ \frac{\mu_1^L + \mu_2^L}{(1+s)(1+\rho)} \end{pmatrix}.\end{aligned}$$

Therefore, from Lemma G.2, the posterior distribution for  $\theta_1 - \theta_2$  is  $\mathcal{N}(\Delta^*, 2 \left[ \frac{\sigma_\pi^{-2}}{1-r} + \frac{\sigma_L^{-2}}{1-\rho} \right]^{-1})$ , where  $\Delta^* = w_\pi \Delta_\pi + w_L \Delta_L$ ,

$$w_\pi = \frac{(1-\rho)\sigma_\pi^{-2}}{(1-\rho)\sigma_\pi^{-2} + (1-r)\sigma_L^{-2}} \quad \text{and} \quad w_L = 1 - w_\pi.$$

Therefore,  $\min\{\Delta_\pi, \Delta_L\} \leq \Delta^* \leq \max\{\Delta_\pi, \Delta_L\}$  if and only if

$$([1 - w_\pi]\Delta_\pi - w_L \Delta_L) ([1 - w_L]\Delta_L - w_\pi \Delta_\pi) \leq 0,$$

which is always true since  $0 \leq w_\pi \leq 1$ . Thus there is no DPP.  $\square$

## F Proof of Proposition 3.4

*Proof.* We use the same notations as in Lemmas G.1 and G.2. Since  $(\Sigma^\pi)^{-1} = \begin{pmatrix} s_\pi^{-2} & 0 \\ 0 & \sigma_\pi^{-2} \end{pmatrix}$  and  $(\Sigma^L)^{-1} = \begin{pmatrix} s_L^{-2} & 0 \\ 0 & \sigma_L^{-2} \end{pmatrix}$ , we have  $\Sigma^p = \begin{pmatrix} [s_\pi^{-2} + s_L^{-2}]^{-1} & 0 \\ 0 & [\sigma_\pi^{-2} + \sigma_L^{-2}]^{-1} \end{pmatrix}$ .

Therefore,  $(T\Sigma^p T^\top)_{11} = [s_\pi^{-2} + s_L^{-2}]^{-1} + [\sigma_\pi^{-2} + \sigma_L^{-2}]^{-1}$ . Furthermore,

$$\begin{aligned} [T\Sigma^p (\Sigma^\pi)^{-1} \boldsymbol{\mu}^\pi]_1 &= \frac{s_\pi^{-2}}{s_\pi^{-2} + s_L^{-2}} \mu_1^\pi - \frac{\sigma_\pi^{-2}}{\sigma_\pi^{-2} + \sigma_L^{-2}} \mu_2^\pi; \\ [T\Sigma^p (\Sigma^L)^{-1} \boldsymbol{\mu}^L]_1 &= \frac{s_L^{-2}}{s_\pi^{-2} + s_L^{-2}} \mu_1^L - \frac{\sigma_L^{-2}}{\sigma_\pi^{-2} + \sigma_L^{-2}} \mu_2^L. \end{aligned}$$

Following Lemma G.2, we have  $\Delta^* = w_\pi^s \mu_1^\pi - w^\sigma \mu_2^\pi + (1 - w_\pi^s) \mu_1^L - (1 - w^\sigma) \mu_2^L$ , where  $w^s = \frac{s_\pi^{-2}}{s_\pi^{-2} + s_L^{-2}}$  and  $w^\sigma = \frac{\sigma_\pi^{-2}}{\sigma_\pi^{-2} + \sigma_L^{-2}}$ . The posterior distribution for  $\theta_1 - \theta_2$  is

$$\mathcal{N}\left(\Delta^*, [s_\pi^{-2} + s_L^{-2}]^{-1} + [\sigma_\pi^{-2} + \sigma_L^{-2}]^{-1}\right).$$

Therefore,  $\min\{\Delta_\pi, \Delta_L\} \leq \Delta^* \leq \max\{\Delta_\pi, \Delta_L\}$  if and only if  $(\Delta^* - \Delta_\pi)(\Delta^* - \Delta_L) \leq 0$ , i.e.

$$\begin{aligned} & [w_\pi^s \mu_1^\pi - w^\sigma \mu_2^\pi + (1 - w_\pi^s) \mu_1^L - (1 - w^\sigma) \mu_2^L - (\mu_1^\pi - \mu_2^\pi)] \times \\ & [w_\pi^s \mu_1^\pi - w^\sigma \mu_2^\pi + (1 - w_\pi^s) \mu_1^L - (1 - w^\sigma) \mu_2^L - (\mu_1^L - \mu_2^L)] \leq 0. \end{aligned}$$

This is equivalent to, if we denote  $\delta_1 = \mu_1^L - \mu_1^\pi$  and  $\delta_2 = \mu_2^L - \mu_2^\pi$ ,

$$w_\pi^s (1 - w_\pi^s) \left[ \delta_1 - \frac{1 - w^\sigma}{1 - w_\pi^s} \delta_2 \right] \times \left[ \delta_1 - \frac{w^\sigma}{w_\pi^s} \delta_2 \right] \geq 0.$$

In other words,  $\min\{\Delta_\pi, \Delta_L\} \leq \Delta^* \leq \max\{\Delta_\pi, \Delta_L\}$  if and only if

$$\delta_1 \geq \max\left\{ \frac{1 - w^\sigma}{1 - w_\pi^s} \delta_2, \frac{w^\sigma}{w_\pi^s} \delta_2 \right\} \quad \text{or} \quad \delta_1 \leq \min\left\{ \frac{1 - w^\sigma}{1 - w_\pi^s} \delta_2, \frac{w^\sigma}{w_\pi^s} \delta_2 \right\}.$$

This holds if and only if  $\mu_2^L = \mu_2^\pi$  or

$$\frac{\mu_1^L - \mu_1^\pi}{\mu_2^L - \mu_2^\pi} \geq \max\left\{ \frac{1 - w^\sigma}{1 - w_\pi^s}, \frac{w^\sigma}{w_\pi^s} \right\}, \quad \text{or} \quad \frac{\mu_1^L - \mu_1^\pi}{\mu_2^L - \mu_2^\pi} \leq \min\left\{ \frac{1 - w^\sigma}{1 - w_\pi^s}, \frac{w^\sigma}{w_\pi^s} \right\}.$$

In the special case when  $w^\sigma = w^s$ , DPP does not occur since either inequality above holds.  $\square$



## G Lemmas

**Lemma G.1.** Let  $\boldsymbol{\theta} \sim \mathcal{N}(\boldsymbol{\mu}, \Sigma)$ , where  $\boldsymbol{\mu} = (\mu_1, \mu_2)^\top$ ,  $\Sigma = \begin{pmatrix} \Sigma_{11} & \Sigma_{12} \\ \Sigma_{21} & \Sigma_{22} \end{pmatrix}$ .

Then

$$\theta_1 - \theta_2 \sim \mathcal{N}(\mu_1 - \mu_2, \Sigma_{11} - \Sigma_{12} - \Sigma_{21} + \Sigma_{22}).$$

*Proof.* Let  $\tilde{\boldsymbol{\theta}} = (\tilde{\theta}_1, \tilde{\theta}_2)^\top = T\boldsymbol{\theta}$ , where  $T = \begin{pmatrix} 1 & -1 \\ 1 & 1 \end{pmatrix}$ . Then  $\tilde{\theta}_1 = \theta_1 - \theta_2$  and

$$\tilde{\boldsymbol{\theta}} \sim \mathcal{N}(T\boldsymbol{\mu}, T\Sigma T^\top) = \mathcal{N}\left(\begin{pmatrix} \mu_1 - \mu_2 \\ \mu_1 + \mu_2 \end{pmatrix}, \begin{pmatrix} \Sigma_{11} - \Sigma_{21} - \Sigma_{12} + \Sigma_{22} & \Sigma_{11} - \Sigma_{22} \\ \Sigma_{11} - \Sigma_{22} & \Sigma_{11} + \Sigma_{21} + \Sigma_{12} + \Sigma_{22} \end{pmatrix}\right).$$

□

**Lemma G.2.** Let the prior for a 2-dimensional parameter  $\boldsymbol{\theta}$  be  $\mathcal{N}(\boldsymbol{\mu}^\pi, \Sigma^\pi)$  and the likelihood be proportional to  $\phi(\boldsymbol{\theta}; \boldsymbol{\mu}^L, \Sigma^L)$  where  $\phi$  denotes Gaussian density. The prior distribution for  $\theta_1 - \theta_2$  is

$$\mathcal{N}(\mu_1^\pi - \mu_2^\pi, \Sigma_{11}^\pi - \Sigma_{12}^\pi - \Sigma_{21}^\pi + \Sigma_{22}^\pi).$$

The marginal likelihood for  $\theta_1 - \theta_2$  is proportional to

$$\phi(\theta_1 - \theta_2; \mu_1^L - \mu_2^L, \Sigma_{11}^L - \Sigma_{12}^L - \Sigma_{21}^L + \Sigma_{22}^L).$$

The posterior distribution for  $\boldsymbol{\theta}$  is  $\mathcal{N}(\boldsymbol{\mu}^p, \Sigma^p)$  where

$$\Sigma^p = \left[ (\Sigma^\pi)^{-1} + (\Sigma^L)^{-1} \right]^{-1} \quad \text{and} \quad \boldsymbol{\mu}^p = \Sigma^p \left( (\Sigma^\pi)^{-1} \boldsymbol{\mu}^\pi + (\Sigma^L)^{-1} \boldsymbol{\mu}^L \right).$$

The posterior distribution for  $\theta_1 - \theta_2$  is  $\mathcal{N}(\mu_1^* - \mu_2^*, (T\Sigma^p T^\top)_{11})$ , where  $T = \begin{pmatrix} 1 & -1 \\ 1 & 1 \end{pmatrix}$  and  $(\cdot)_{11}$  denotes the  $(1, 1)^{\text{th}}$  element of a matrix.

*Proof.* The proof follows directly from Lemma G.1. □

## H Proof of Lemma 3.1

*Proof.* Let the likelihood be  $L_n(\boldsymbol{\theta})$ . The definition of local asymptotic quadratics gives that, under regularity conditions, there exists random vectors  $S_n$  and random

matrices  $K_n$  that are functions of data  $\mathbf{y}$  such that when  $t \leq b$  for some positive constant  $b$ ,

$$\log \frac{L_n(\theta + \frac{t}{\sqrt{n}})}{L_n(\theta)} - \left( t^\top S_n - \frac{1}{2} t^\top K_n t \right) \rightarrow 0$$

in  $P_{\theta,n}$  probability. We replace  $\theta$  with  $\theta_0$  and let  $t = \sqrt{n}(\theta - \theta_0)$  in the expression above. Thus we have

$$\log \frac{L_n(\theta)}{L_n(\theta_0)} - \left( \sqrt{n}(\theta - \theta_0) S_n - \frac{n}{2} (\theta - \theta_0)^\top K_n (\theta - \theta_0) \right) \rightarrow 0$$

in  $P_{\theta_0,n}$  probability, with  $|\theta - \theta_0| \leq \frac{b}{\sqrt{n}}$ . The conclusion follows by re-arranging the terms.  $\square$

## I Proof of Proposition 5.1

*Proof.* Then the log-posterior is

$$\begin{aligned} \log p(p_0, \delta, r | \mathbf{y}, \mathbf{n}) &= y_0 \log(p_0) + (n_0 - y_0) \log(1 - p_0) + y_1 \log(p_0 + \delta) \\ &\quad + (n_1 - y_1) \log(1 - p_0 - \delta) + \text{Const.} \\ &\quad - \frac{1}{2(1-r^2)} \left[ \frac{(p_0 - \mu_0)^2}{\sigma_0^2} - 2r \frac{(p_0 - \mu_0)(\delta - \delta_0)}{\sigma_0 \sigma_1} + \frac{(\delta - \delta_0)^2}{\sigma_1^2} \right]. \end{aligned}$$

For any  $r$ , by setting the derivative of the logarithm of posterior to zero, the posterior mode  $(p_0^*, \delta^*)$  satisfies

$$\begin{aligned} I_0 \left( \frac{y_0}{n_0} - p_0 \right) + I_1 \left( \frac{y_1}{n_1} - p_0 - \delta \right) - \frac{1}{1-r^2} \left[ \frac{p_0 - \mu_0}{\sigma_0^2} - r \frac{\delta - \delta_0}{\sigma_0 \sigma_1} \right] &= 0, \\ I_1 \left( \frac{y_1}{n_1} - p_0 - \delta \right) - \frac{1}{1-r^2} \left[ \frac{\delta - \delta_0}{\sigma_1^2} - r \frac{p_0 - \mu_0}{\sigma_0 \sigma_1} \right] &= 0. \end{aligned}$$

Re-arranging the terms gives

$$\begin{pmatrix} I_0 + \frac{\frac{1}{\sigma_0^2} + \frac{r}{\sigma_0 \sigma_1}}{1-r^2} & -\frac{\frac{r}{\sigma_0 \sigma_1} + \frac{1}{\sigma_1^2}}{(1-r^2)} \\ I_1 - \frac{r}{\sigma_0 \sigma_1 (1-r^2)} & I_1 + \frac{1}{\sigma_1^2 (1-r^2)} \end{pmatrix} \begin{pmatrix} p_0 \\ \delta \end{pmatrix} = \begin{pmatrix} \frac{y_0}{n_0} I_0 - \frac{1}{1-r^2} \left[ -\left( \frac{1}{\sigma_0^2} + \frac{r}{\sigma_0 \sigma_1} \right) \mu_0 + \left( \frac{r}{\sigma_0 \sigma_1} + \frac{1}{\sigma_1^2} \right) \delta_0 \right] \\ \frac{y_1}{n_1} I_1 - \frac{1}{1-r^2} \left[ -\frac{\delta_0}{\sigma_1^2} + \frac{\mu_0 r}{\sigma_0 \sigma_1} \right] \end{pmatrix}$$

Therefore, the solution to the above equation is

$$\delta = \frac{\left[ I_0 + \frac{\frac{1}{\sigma_0^2} + \frac{r}{\sigma_0 \sigma_1}}{1-r^2} \right] \left[ \frac{y_1}{n_1} I_1 - \frac{1}{1-r^2} \left[ -\frac{\delta_0}{\sigma_1^2} + \frac{\mu_0 r}{\sigma_0 \sigma_1} \right] \right] - \left[ I_1 - \frac{r}{\sigma_0 \sigma_1 (1-r^2)} \right] \left[ \frac{y_0}{n_0} I_0 - \frac{-\left( \frac{1}{\sigma_0^2} + \frac{r}{\sigma_0 \sigma_1} \right) \mu_0 + \left( \frac{r}{\sigma_0 \sigma_1} + \frac{1}{\sigma_1^2} \right) \delta_0}{1-r^2} \right]}{\left[ I_0 + \frac{\frac{1}{\sigma_0^2} + \frac{r}{\sigma_0 \sigma_1}}{1-r^2} \right] \left[ I_1 + \frac{1}{\sigma_1^2 (1-r^2)} \right] + \frac{\frac{r}{\sigma_0 \sigma_1} + \frac{1}{\sigma_1^2}}{(1-r^2)} \left[ I_1 - \frac{r}{\sigma_0 \sigma_1 (1-r^2)} \right]}$$

$$= W_L \left( \frac{y_1}{n_1} - \frac{y_0}{n_0} \right) + W_\delta \delta_0 + W_d \left( \frac{y_0}{n_0} - \mu_0 \right),$$

where  $W_L = \frac{(1-r^2)I_0 I_1 + I_1 \left[ \frac{1}{\sigma_0^2} + \frac{r}{\sigma_0 \sigma_1} \right]}{(1-r^2)I_0 I_1 + \frac{1}{\sigma_0^2 \sigma_1^2} + \frac{I_0}{\sigma_1^2} + I_1 \left[ \frac{1}{\sigma_0^2} + 2\frac{r}{\sigma_0 \sigma_1} + \frac{1}{\sigma_1^2} \right]}$ ,  $W_\delta = 1 - W_L$ , and  $W_d = \frac{I_1 \left( \frac{1}{\sigma_0^2} + \frac{r}{\sigma_0 \sigma_1} \right) + \frac{r}{\sigma_0 \sigma_1} I_0}{(1-r^2)I_0 I_1 + \frac{1}{\sigma_0^2 \sigma_1^2} + \frac{I_0}{\sigma_1^2} + I_1 \left[ \frac{1}{\sigma_0^2} + 2\frac{r}{\sigma_0 \sigma_1} + \frac{1}{\sigma_1^2} \right]}$ . Since  $\frac{y_0}{n_0} \geq \mu_0$ , DPP occurs if and only if

$$\left[ \delta - \hat{\delta} \right] (\delta - \delta_0) = -W_\delta W_L \left[ (\delta_0 - \hat{\delta}) + \frac{W_d}{W_\delta} \left( \frac{y_0}{n_0} - \mu_0 \right) \right] \left[ (\delta_0 - \hat{\delta}) - \frac{W_d}{W_L} \left( \frac{y_0}{n_0} - \mu_0 \right) \right] \geq 0$$

$$\Leftrightarrow \delta_0 - \hat{\delta} = \delta_0 - \left( \frac{y_1}{n_1} - \frac{y_0}{n_0} \right) \in \left[ -\frac{W_d}{W_\delta} \left( \frac{y_0}{n_0} - \mu_0 \right), \frac{W_d}{W_L} \left( \frac{y_0}{n_0} - \mu_0 \right) \right].$$

□

## J Proof of Proposition 5.2

*Proof.* Let  $\tilde{\theta}_i = \frac{\theta_i - \mu_i}{\sigma_i}$  for  $i = 0, 1$ . The logarithm of the posterior distribution of  $\boldsymbol{\theta}$  is then given by

$$\begin{aligned} \log p(\boldsymbol{\theta}, r | \mathbf{y}, \mathbf{n}) &= \log \phi(\boldsymbol{\theta}; \boldsymbol{\mu}, \Sigma) + \log L(\text{logit}^{-1}(\theta_0), \text{logit}^{-1}(\theta_1)) + \text{Const} \\ &= -\frac{\tilde{\theta}_0^2 - 2r\tilde{\theta}_0\tilde{\theta}_1 + \tilde{\theta}_1^2}{2(1-r^2)} - \frac{1}{2} \log [\sigma_1^2 \sigma_0^2 (1-r^2)] + \text{Const} \\ &\quad + y_0 \theta_0 - n_0 \log(1 + \exp(\theta_0)) + y_1 \theta_1 - n_1 \log(1 + \exp(\theta_1)). \end{aligned}$$

Then  $(\boldsymbol{\theta}^*, r^*)$ , maximizer of the log posterior, satisfies the following equations

$$y_0 - n_0 p_0 - \frac{\phi_0}{\sigma_0} = 0, y_1 - n_1 p_1 + \frac{\phi_1}{\sigma_1} = 0, \phi_0 \phi_1 = \frac{r}{1-r^2},$$

where  $\phi_0 = \frac{\tilde{\theta}_0 - r\tilde{\theta}_1}{1-r^2}$  and  $\phi_1 = \frac{r\tilde{\theta}_0 - \tilde{\theta}_1}{1-r^2}$ . Consequently, at the mode,

$$\left(\frac{y_0}{n_0} - p_0\right) \left(\frac{y_1}{n_1} - p_1\right) = -\frac{r}{n_0 n_1 \sigma_0 \sigma_1 (1-r^2)}.$$

□

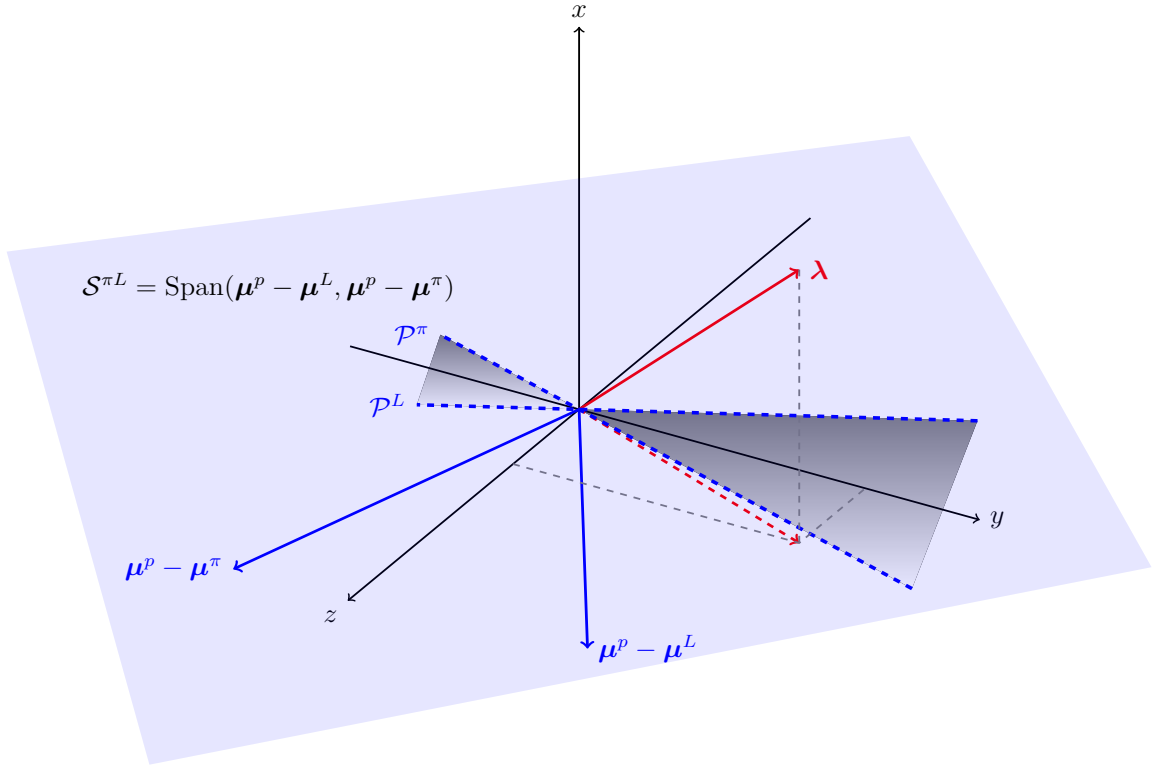


Figure 5: Illustration of the geometry of DPP for general cases, see Section 2. The light blue square region,  $\mathcal{S}^{\pi L}$ , is the plane spanned by two linearly independent vectors  $\boldsymbol{\mu}^p - \boldsymbol{\mu}^L$  and  $\boldsymbol{\mu}^p - \boldsymbol{\mu}^\pi$ . The orthogonal space of  $\boldsymbol{\mu}^p - \boldsymbol{\mu}^\pi$  on  $\mathcal{S}^{\pi L}$  is denoted by  $\mathcal{P}^\pi$ , thus  $\mathcal{P}^\pi \perp \boldsymbol{\mu}^p - \boldsymbol{\mu}^\pi$ ; and similarly  $\mathcal{P}^L \perp \boldsymbol{\mu}^p - \boldsymbol{\mu}^L$  and  $\mathcal{P}^L \subset \mathcal{S}^{\pi L}$ . The red vector is  $\boldsymbol{\lambda}$  and the corresponding dashed vector is the projection of  $\boldsymbol{\lambda}$  onto  $\mathcal{S}^{\pi L}$ , denoted by  $\boldsymbol{\lambda}^{\text{proj}}$ . If  $\boldsymbol{\lambda}^{\text{proj}}$  lies in the two shaded triangular regions, then DPP does not occur; otherwise, DPP occurs.