

Field Theory of Reaction-Diffusion: Mass Action with an Energetic Variational Approach

Yiwei Wang,^{1, a)} Chun Liu,^{1, b)} Pei Liu,^{2, c)} and Bob Eisenberg^{1, 3, d)}

¹⁾*Department of Applied Mathematics, Illinois Institute of Technology, Chicago, IL 60616, USA.*

²⁾*School of Mathematics, University of Minnesota, Minneapolis, MN 55455, USA.*

³⁾*Department of Physiology and Biophysics, Rush University, 1750 W. Harrison, Chicago IL 60612.*

We apply a systematic variational description to general mass action kinetics of chemical reactions with detailed balance using an energetic variational approach. Our approach starts with an energy-dissipation law of a chemical reaction system. We show that the dynamics of the system is determined by the choice of the dissipation. This approach enables us to couple chemical reactions that are localized by enzymes with other effects, such as diffusion and drift in an electric field. As an illustration, we apply our approach to a non-equilibrium reaction-diffusion system in a specific but canonical set-up. We show by numerical simulation that the input-output relation of such a system depends on the choice of dissipation.

I. INTRODUCTION

Many biological system can be abstractly represented as biological networks, in which chemical reactions are catalyzed by enzymes and combined to perform many of the functions of life. Examples include metabolic pathways and the electron transport chain that power life, in photosynthesis and by oxidative phosphorylation.^{1,32} In these systems, chemical reactions are combined in networks analogous to networks of electrical circuits: enzymes localize individual reactions (as well as catalyze them). Reactions in biology occur in different physical locations, so the products of one enzyme's reaction move, by diffusion (and perhaps migration and convection), to become reactants for the reaction catalyzed by an enzyme in a different location.

Here we try to link chemical reactions using the approach of electrical engineering, as in Ref. 1. We describe each reaction as a separately defined device (loosely speaking) with an input and output and its own input-output relations. We think of enzymes as two terminal devices, as diodes, that move reactants into products, from one chemical state to another, much as channels are diodes that move ions from one physical location to another through a reaction path.¹¹ We do not try to construct a single reaction-diffusion system of partial differential equations, just as engineers do not describe an amplifier by a single grand partial differential equation.

In our approach, the output of one reaction is one of the inputs of another reaction, after the chemical species involved diffuse from one location to another. The output of one device can be connected to the input of another device using the theory of networks particularly the beautifully neat matrix form that describes two port

networks and their connections, some much more complicated than simply connecting outputs to inputs. The two port formulation avoids the need to solve different coupled differential equations for each network configuration.

The chemical species can be moved by many types of forces and flows, so the partial differential equations of one type of field interact with those of another. In order to describe a complex biological system, which couples chemical reactions with other mechanical mechanisms, we turn to the theory of complex fluids, and its variational formulation, energetic variational approaches (En-VarA), to describe these interactions because of its success in dealing with otherwise intractable problems. As a first step, this paper embeds the classical description of simple chemical reactions into the theory of complex fluids, hoping this interdisciplinary interchange will bring new insight, questions, and techniques to both fields.

Since the 1950's, there has been a huge amount of work devoted to understand the mathematical structure of chemical reaction systems,^{2,3,12,14,15,19,20,24,29-31,39,40,42,45,46} most of them are equilibrium treatments that focus on isothermal, closed system. Recently, there has been growing interest in studying chemical reactions in open systems,³⁷ since in living cells, chemical reactions are connected by sharing their products and substrates.³²

One of the goals of this paper is to provide a seamless and expository extension of the equilibrium treatments of chemical reactions to non-equilibrium open systems with diffusions and boundary effects. We adapt and exploit the theory of complex fluids^{10,16,26} that has dealt with flows in systems with many components successfully for many years. The components of complex fluids often each have internal structures and dynamics and the theory of complex fluids deals with these as well. Unlike most previous work, which starts with equations and then establishes an energy-dissipation relationship, or gradient flow structure for reaction or reaction-diffusion systems,^{17,19,29,30} we start with a chemical reaction and

^{a)}Electronic mail: ywang487@iit.edu

^{b)}Electronic mail: cliu124@iit.edu

^{c)}Electronic mail: liu01304@umn.edu

^{d)}Electronic mail: beisenbe@rush.edu

derive the appropriate equations by using a variational structure of some generality.

More specifically, in our model, the species of ions (and solvent) in electrolyte solutions are the components of the complex fluid. We treat all chemically reactive species as ideal gases, so the entropy of each component is that of an ideal gas. The non-equilibrium free energy \mathcal{F} of the ideal gas also includes an internal energy used to describe their ability to enter into chemical reactions. [For us, a chemical reaction is one in which covalent bonds change and the spatial distribution of electrons in the products is not a small perturbation of that in the reactants.] Our treatment is always non-equilibrium, so \mathcal{F} includes the effects of friction, coupling of flows of different species, as well as the effects of multiple fields, e.g., concentration fields (diffusion) and electrical fields (migration). The extension to systems with variable temperature is well underway using the methods in Ref. 28. We provide a variational version of the theory of complex fluids because it guarantees a consistent mathematical formulation, in which all variables satisfy all equations, of all fields, and their boundary conditions.

Expanding on previous work, we show that the chemical reactions are driven by the difference of internal energy between “reactants” and “products”, and the dynamics of the system is determined by the choice of dissipation, which can be obtained from experimental measurements. As an application, we apply our approach to a model system, which can be viewed as abstract of a building block of biological networks with the input and the output. Our analysis shows that the input-output relation of such a system depends on the choice of dissipation.

II. SET-UP OF AN OPEN SYSTEM

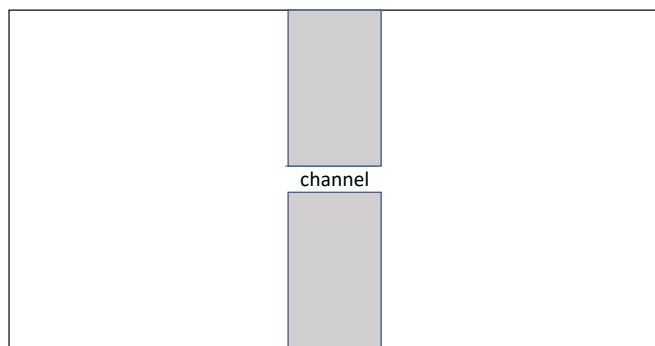


FIG. 2.1: Setup of an open system

In this section, we first give the set-up of our model system. In this system, a narrow channel connects two baths, as shown in Fig. 2.1. We assume the chemical reaction

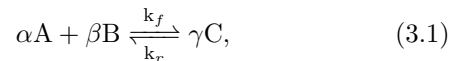


happens inside the channel, and the average concentration of A and B in the left bath can be maintained by the boundary condition. The species in the left bath are sources, and the species in the right bath are outputs. The chemical reaction is the “transfer function”. This system can be viewed as an abstract representation of one component of a complex biological networks, a enzyme that localizes a particular chemical reactions and moves the reactants into products.

III. FIELD THEORY OF REACTION-DIFFUSION

First, we apply a systematic variational description to general mass action kinetics of chemical reactions with detailed balance by an energetic variational approach. Our expository description is built on a great deal of pioneering work on this area.^{2,8,14,15,22,29,42}

The classical deterministic description of chemical reactions is *the law of mass action*, which states that the rate of a reaction is proportional to the concentrations of the reactants and the proportionality constant k is called the *rate constant*.^{6,22} This approach originally arises from the treatment of ideal gases,⁴⁴ where molecules/atoms only interact when they collide. For example, consider a single reversible reaction, which occurs in both forward and reverse directions,



the reaction rate of this chemical reaction is defined by

$$r = r_f - r_r = k_f [A]^\alpha [B]^\beta - k_r [C]^\gamma, \quad (3.2)$$

according to the law of mass action.²² Here k_f and k_r are rate constants for forward and reverse directions, α , β and γ are stoichiometric coefficients, and $[A]$, $[B]$ and $[C]$ are concentrations (i.e., number densities) of species A , B and C . Hence, the concentrations satisfy a system of ordinary differential equations

$$\begin{cases} \frac{d[A]}{dt} = -\alpha(k_f [A]^\alpha [B]^\beta - k_r [C]^\gamma) \\ \frac{d[B]}{dt} = -\beta(k_f [A]^\alpha [B]^\beta - k_r [C]^\gamma) \\ \frac{d[C]}{dt} = \gamma(k_f [A]^\alpha [B]^\beta - k_r [C]^\gamma). \end{cases} \quad (3.3)$$

At an equilibrium, in which the concentrations are not changing, we have

$$\frac{[A]_{eq}[B]_{eq}}{[C]_{eq}} = \frac{k_r}{k_f} \triangleq K_{eq}, \quad (3.4)$$

where $K_{eq} = \frac{k_r}{k_f}$ is called the equilibrium constant.

Although the law of mass action has been widely used, as aptly pointed out in Ref. 22, “*the law of mass action is not a law in the sense that it is inviolable, but rather is a useful model, much like Ohm’s law or Newton’s law of cooling.*” Moreover, the law of mass action is mostly

used in equilibrium treatments of chemical reactions and so does not immediately apply to the biological and electrochemical systems in which physical chemistry finds some of its most important applications. Equilibrium treatments assume that the system will reach a chemical equilibrium, in which each reversible reaction in the system is in *detailed balance*, in which each species has zero flow .

Non-equilibrium treatments require significant extension to deal with flow, involving new variables and the field equations that describe the new variables, along with boundary conditions, some within and others on the edge of the system. Most of biology and nearly all of electrochemistry occurs in systems with large flows and significant dependence on friction. Friction is always present in condensed phases like biological solutions, because there is so little empty space between molecules. Unaccountably, many collisions of molecules occur in any chemical reaction on the biological time scale. The macroscopic effect of these collisions is friction. It has been a challenge to couple the law of mass action with these effects. The extension of the law of mass action requires a variational description to the law of mass action.

A. Free energy and equilibrium constant

Before we introduce the variational formulation to chemical reactions, we first give the form of the non-equilibrium free energy \mathcal{F} for chemical reactions with detailed balance. Such free energy has been given in literature in various equivalent forms.^{2,8,14,29,36,42} Here we present a form that treats each species in chemical reactions as “ideal gases” with internal energy. The internal energy is determined by the atomic structure of the molecule,³⁸ which might be calculated by quantum chemistry, in the case of no interactions with other atoms or molecules. Then we can adopt energetic variational approaches (EnVarA), which are widely used in modeling complex fluids,^{10,16,26} to show that the concentration of each component is a function of the difference of internal energy.

The mechanisms of chemical reactions can be very complicated, as the chemical bonds break and form. In our EnVarA description, we ignore these mechanisms by treating the molecules (which are sometimes bare atoms, of course) as objects in a complex fluid that have internal energies given by their internal structure and their internal dynamics. These energies can either be measured experimentally, or computed by electronic structure calculations. Since in a certain sense the internal energy of the electrons of a molecule or atom is electrostatic (once the spatial distribution and correlations of the electron orbitals is determined from quantum calculations), it is natural to include this term as an energy of a species. Our system then falls naturally in the class of complex fluids, studied by the theory of complex fluids²⁶. What is important here is that we assign an internal energy to each

molecule—really to each molecular or atomic species—that acts as an input to our further calculations. In our model, chemical reactions are driven by the change in the internal energies between reactants and products, along with any forces provided by external sources, e.g., boundary conditions.

In order to simplify the algebra, in the following, we take $\alpha = \beta = \gamma = 1$. Then the reaction becomes



We denote the internal energy of A , B and C by U_A , U_B and U_C respectively. So the non-equilibrium free energy \mathcal{F} of this system used in the variational theory of complex fluids can be written as

$$\begin{aligned} \mathcal{F}([A], [B], [C]; U_A, U_B, U_C) \\ = \int_{\Omega} \text{RT} \left([A](\ln[A] - 1) + [B](\ln[B] - 1) + [C](\ln[C] - 1) \right) \\ + [A]U_A + [B]U_B + [C]U_C \, d\mathbf{x}, \end{aligned} \quad (3.6)$$

where U_A , U_B and U_C are inputs (parameters) of this model. Note that our free energy \mathcal{F} is a non-equilibrium quantity that depends on friction, coupling between flows, and several kinds of forces. It cannot be derived by mathematics alone until a physical model specifies the effects of friction, of coupling between flows, and of the various force fields. We adopt very simple models here to illustrate our approach. Confrontation with real experimental data will undoubtedly motivate more complex models.

The first three terms in (3.6) form the free energy of a mixture of ideal gases without chemical reactions, which corresponds to the entropy. Indeed, for a mixture of ideal gases with N species, the chemical potential of a substance j is expressed by²⁵

$$\mu_j = \mu^0 + \text{RT} \ln x_j, \quad (3.7)$$

where μ^0 is the reference chemical potential, and x_j is the concentration of the substance j . Since the chemical potential is defined relative to its value at the arbitrary reference state, we can take $\mu^0 = 0$. The free energy of the mixture of ideal gases, corresponds to the chemical potential (3.7) with $\mu_0 = 0$, is given by

$$\mathcal{F}[x_i] = \int_{\Omega} \text{RT} \sum_{i=1}^N x_i (\ln x_i - 1) dx. \quad (3.8)$$

The last three terms in (3.6) are the internal energies stored inside the molecular A , B and C . In the case without chemical reaction, since $[A]$, $[B]$ and $[C]$ do not change with respect to time, these terms are constants that can be ignored.

For given free energy $\mathcal{F}([A], [B], [C]; U_A, U_B, U_C)$ defined in (3.6), the corresponding chemical potential of A ,

B and C are

$$\begin{aligned}\mu_A &= \frac{\delta\mathcal{F}}{\delta[A]} = RT \ln[A] + U_A, \\ \mu_B &= \frac{\delta\mathcal{F}}{\delta[B]} = RT \ln[B] + U_B, \\ \mu_C &= \frac{\delta\mathcal{F}}{\delta[C]} = RT \ln[C] + U_C.\end{aligned}\quad (3.9)$$

At an equilibrium, the chemical potential of both sides of reaction (3.5) are equal, that is

$$\mu_A + \mu_B = \mu_C, \quad (3.10)$$

so we have

$$\ln\left(\frac{[A]_{eq}[B]_{eq}}{[C]_{eq}}\right) = \frac{1}{RT}(U_C - U_A - U_B) := \frac{\Delta U}{RT}, \quad (3.11)$$

where $\Delta U = U_C - U_A - U_B$ is the difference of internal energy between state $\{A, B\}$ and state $\{C\}$. So

$$\frac{[A]_{eq}[B]_{eq}}{[C]_{eq}} = e^{\frac{\Delta U}{RT}} \triangleq K_{eq}, \quad (3.12)$$

where K_{eq} is called the *equilibrium constant* of the reaction (3.5),²² which is K_{eq} is an exponential representation of the difference in internal ('chemical') energy that drives the chemical reaction.

Remark III.1. $\mu_A + \mu_B - \mu_C$ is known as affinity of a chemical reaction, introduced by De Donder as a new state variable of the system. This affinity is the driving force of chemical reaction.^{23,45}

As mentioned previously, the free energy of a chemical reaction system with detailed balance has been written down in various equivalent forms in the literature.^{2,8,14,29,36,42} For the reversible chemical reaction



a conventional form of the free energy (Lyapunov functional) of the system is given by^{2,8,14,29,42}

$$\begin{aligned}\mathcal{F}([A], [B], [C]) &= \int [A] \left(\ln\left(\frac{[A]}{a}\right) - 1 \right) \\ &+ [B] \left(\ln\left(\frac{[B]}{b}\right) - 1 \right) + [C] \left(\ln\left(\frac{[C]}{c}\right) - 1 \right) d\mathbf{x},\end{aligned}\quad (3.14)$$

where (a, b, c) is the concentrations of A , B and C in a steady-state of the system. Another form of free energy, given in Ref. 36, is

$$\begin{aligned}\mathcal{F}([A], [B], [C]) &= \int [A] \ln(k_f[A] - 1) \\ &+ [B] \ln(k_f[B] - 1) + [C] \ln(k_r[C] - 1) d\mathbf{x}.\end{aligned}\quad (3.15)$$

Although these forms seem different, they produce the same equilibrium satisfying

$$\frac{[A]_{eq}[B]_{eq}}{[C]_{eq}} = K_{eq}, \quad (3.16)$$

where $K_{eq} = \frac{k_r}{k_f} = \frac{ab}{c}$. The choice of 'best' form of the free energy depends on experimental measurements and other consideration.

B. EnVarA description for chemical reactions

We are now ready to give an EnVarA description^{10,16,26} for the kinetics of chemical reactions. We start with a brief introduction to an energetic variational approach, which is an extension of a variational principle proposed by Rayleigh⁴³ for purely frictional systems that Onsager tried to extend to physical systems in general.^{33,34} During the last decades, EnVarA and its equivalent forms have been successfully used to model many complicated systems.^{9,10,16,18,26,35}

The starting point of an EnVarA description is a prescribed energy-dissipation law, which is related to the first and second law of thermodynamics.¹⁶ For a closed isothermal system, the energy-dissipation law is given by

$$\frac{d}{dt}\mathcal{F}[\mathbf{z}] = -\mathcal{D}[\mathbf{z}, \mathbf{z}_t], \quad (3.17)$$

where \mathbf{z} is the state variable, \mathbf{z}_t is the rate of the state variable, \mathcal{F} is the free energy for the non-equilibrium system, and $\mathcal{D}[\mathbf{z}, \mathbf{z}_t]$ is the rate of energy-dissipation. Here we assume that the kinetic energy \mathcal{K} of the system can be ignored. The energy-dissipation law (3.17) is consistent with the first law and second law of thermodynamics.¹⁶

For a given energy-dissipation law (3.17), EnVarA provides a general framework to determine the dynamics of a complex system through two distinct variational processes: Least Action Principle (LAP), taking the variation of action functional $\mathcal{A} = \int_0^T \mathcal{K} - \mathcal{F} d\mathbf{x}$ with respect to \mathbf{z} , and Maximum Dissipation Principle (MDP), taking the variation of $\frac{1}{2}\mathcal{D}$ with respect to \mathbf{z}_t . In the case without kinetic energy, we have

$$\frac{\delta\mathcal{A}}{\delta\mathbf{z}} = -\frac{\delta\mathcal{F}}{\delta\mathbf{z}}. \quad (3.18)$$

The dissipation $\mathcal{D}[\mathbf{z}, \mathbf{z}_t]$ is often assumed to take a simple form,^{9,29}

$$\mathcal{D}[\mathbf{z}, \mathbf{z}_t] = (\mathcal{G}(\mathbf{z})\mathbf{z}_t, \mathbf{z}_t), \quad (3.19)$$

where (\cdot, \cdot) is an inner product, $\mathcal{G}\mathbf{z}$ is a positive semi-definite matrix for given \mathbf{z} . The assumption (3.19) corresponds to linear response theory in non-equilibrium thermodynamics.^{7,33,34} Then by a standard energetic variational procedure,^{10,16,26} the dynamics of system is

given by

$$\frac{\delta \frac{1}{2} \mathcal{D}}{\delta \mathbf{z}_t} = -\frac{\delta \mathcal{F}}{\delta \mathbf{z}}, \quad (3.20)$$

that is

$$\mathcal{G}(\mathbf{z}) \mathbf{z}_t = -\frac{\delta \mathcal{F}}{\delta \mathbf{z}}. \quad (3.21)$$

We can extend the standard energetic variational approach to a system, in which the dissipation rate \mathcal{D} is not a quadratic function of \mathbf{z}_t . In general, we can have the dissipation functional \mathcal{D} to be the form

$$\mathcal{D}[\mathbf{z}, \mathbf{z}_t] = (\Gamma(\mathbf{z}, \mathbf{z}_t), \mathbf{z}_t) \geq 0. \quad (3.22)$$

Since

$$\frac{d}{dt} \mathcal{F}[\mathbf{z}] = \left(\frac{\delta \mathcal{F}}{\delta \mathbf{z}}, \mathbf{z}_t \right), \quad (3.23)$$

the energy-dissipation law (3.17) implies

$$\Gamma(\mathbf{z}, \mathbf{z}_t) = -\frac{\delta \mathcal{F}}{\delta \mathbf{z}}. \quad (3.24)$$

It can be noticed that if \mathcal{D} satisfies (3.19), then

$$\frac{\delta \frac{1}{2} \mathcal{D}}{\delta \mathbf{z}_t} = \Gamma(\mathbf{z}, \mathbf{z}_t), \quad (3.25)$$

which is consistent with the maximum dissipation principle.

The main difficulty in applying the above EnVarA framework to a chemical reaction system is to deal with constraints that come from the conservation of chemical elements. For the reaction (3.5), the definition of the reaction rate r (see p. 569 in Ref. 6)

$$r = -\frac{1}{\alpha} \frac{d[A]}{dt} = -\frac{1}{\beta} \frac{d[B]}{dt} = \frac{1}{\gamma} \frac{d[C]}{dt}, \quad (3.26)$$

indicates

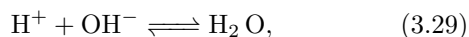
$$\frac{d}{dt} (\gamma[A] + \alpha[C]) = 0, \quad \frac{d}{dt} (\gamma[B] + \beta[C]) = 0, \quad (3.27)$$

if there is no other reaction involving A , B and C . So

$$\gamma[A] + \alpha[C] = Z_0, \quad \gamma[B] + \beta[C] = Z_1, \quad (3.28)$$

where Z_0 and Z_1 are constants determined by the initial amount of A , B and C .

Remark III.2. For a system that has 3 species, and 1 reaction, we have two conserved quantities. The choice of conserved quantity may not be unique in general. For example, for a simple chemical reaction



the conservation of the numbers of H -atoms and O -atoms give us

$$\begin{aligned} [\text{H}^+] + [\text{OH}^-] + 2[\text{H}_2\text{O}] &= C_H \\ [\text{OH}^-] + [\text{H}_2\text{O}] &= C_O, \end{aligned} \quad (3.30)$$

where C_H and C_O are numbers of H -atoms and O -atoms. The conservation of (chemical) elements (3.30) is equivalent to the conservation property

$$[\text{H}^+] + [\text{H}_2\text{O}] = Z_0, \quad [\text{OH}^-] + [\text{H}_2\text{O}] = Z_1 \quad (3.31)$$

as in (3.28).

In order of overcome this difficulty, we introduce a reaction coordinate $\mathbf{R}(t)$ to describe a chemical reaction system and use the reaction coordinate $\mathbf{R}(t)$ as the state variable in the variational description. The reaction coordinates have been used for both deterministic and stochastic descriptions of chemical reactions,^{2,40} but apparently has not yet been used to describe chemical reactions in a variational treatment.

Roughly speaking, the reaction coordinate accounts for the ‘‘number’’ of each chemical reaction that has occurred by time t . We take the system with single chemical reaction (3.5) as an example. By introducing the reaction coordinate $R(t)$, the concentrations of A , B and C are given by

$$\begin{aligned} [A(t)] &= [A(0)] - R(t), \\ [B(t)] &= [B(0)] - R(t), \\ [C(t)] &= [C(0)] + R(t), \end{aligned} \quad (3.32)$$

which embodies the constraint (3.28).

By using (3.32), we can reformulate the energy $\mathcal{F}([A], [B], [C]; U_A, U_B, U_C)$ defined in (3.6) in terms of $R(t)$, so the energy-dissipation law of this chemical reaction system is given by

$$\frac{d}{dt} \mathcal{F}[R; U_A, U_B, U_C] = -\mathcal{D}[R, R_t], \quad (3.33)$$

with a proper (but not unique) choice for the dissipation $\mathcal{D}[R, R_t]$. Here, the energy $\mathcal{F}[R; U_A, U_B, U_C]$ is a functional of $R(t)$ with U_A , U_B and U_C as inputs (parameters) of the system. We can derive the equation of $R(t)$ by the generalized energetic variational approach (3.24), that is

$$\frac{1}{R_t} D(R, R_t) = -\frac{\delta \mathcal{F}}{\delta R} \quad (3.34)$$

in our case. Note by the kinematic equation (3.32), we have

$$\frac{d[A]}{dt} = -R_t, \quad \frac{d[B]}{dt} = -R_t, \quad \frac{d[C]}{dt} = R_t$$

so the reaction rate law r is uniquely determined by the choice of the dissipation $\mathcal{D}[R, R_t]$. An advantage of the above description is that the constraints (3.28) is satisfied

automatically.

1. General Law of mass action

In the law of mass action, the reaction rate is given by

$$r = k_f[A][B] - k_r[C], \quad (3.35)$$

where k_f and k_r are **rate constants** for the forward and reverse directions, the corresponding equilibrium constant is

$$K_{eq} = \frac{[A]_{eq}[B]_{eq}}{[C]_{eq}} = \frac{k_r}{k_f}. \quad (3.36)$$

The law of mass action can be derived from the energy-dissipation law (3.33), if the dissipation is

$$\mathcal{D}[R, R_t] = \text{RT} R_t \ln \left(\frac{R_t}{k_r[C]} + 1 \right). \quad (3.37)$$

Indeed, the energetic variational procedure gives

$$\text{RT} \ln \left(\frac{R_t}{k_r[C]} + 1 \right) = -\frac{\delta}{\delta R} \mathcal{F}[R; U_A, U_B, U_C]. \quad (3.38)$$

Notice that

$$\begin{aligned} \frac{\delta}{\delta R} \mathcal{F}[R; U_A, U_B, U_C] &= (-\mu_A - \mu_B + \mu_C) \\ &= \text{RT} \ln \left(\frac{[C]}{[A][B]} \right) - U_A - U_B + U_C, \end{aligned}$$

by using (3.9), we have

$$\ln \left(\frac{R_t}{k_r[C]} + 1 \right) = \ln \left(\frac{[A][B]}{[C]} \right) - \frac{\Delta U}{\text{RT}}, \quad (3.39)$$

where the right-hand side is determined by the difference of internal energy ΔU between state $\{A, B\}$ and state $\{C\}$. Although (3.39) looks complicated, direct computation results in

$$r = R_t = k_r[C] \left(\frac{1}{K_{eq}} \frac{[A][B]}{[C]} - 1 \right) = k_f[A][B] - k_r[C],$$

which is the classical law of mass action. Here the relation

$$K_{eq} = e^{\frac{\Delta U}{\text{RT}}} = \frac{k_r}{k_f}$$

is used to get the last equality.

As a generalization of (3.37), we can consider a more general form of the dissipation

$$\mathcal{D}[R, R_t] = \eta_1(R) \partial_t R \ln(\eta_2(R) R_t + 1), \quad (3.40)$$

where $\eta_1(R) > 0$ and $\eta_2(R) > 0$, then $\mathcal{D}[R, \partial_t R] \geq 0$ for

the admissible R . In this case, by (3.24), we have

$$\begin{aligned} \eta_1(R) \ln(\eta_2(R) R_t + 1) &= -\frac{\partial}{\partial R} \mathcal{F}[R; U_A, U_B, U_C] \\ &= \text{RT} \ln \left(\frac{[C]}{[A][B]} \right) - \Delta U, \end{aligned} \quad (3.41)$$

so the forward and reverse rate k_f and k_r can depend on the concentrations of $[A]$, $[B]$ and $[C]$. For instance, if $\eta_1(R) = \text{RT}$ and $\eta_2(R) = 1$, then

$$r = R_t = \frac{1}{K_{eq}} \frac{[A][B]}{[C]} - 1 = k_f([C])[A][B] - k_r([C])[C],$$

where

$$k_f([C]) = \frac{1}{[C]K_{eq}}, \quad k_r([C]) = \frac{1}{[C]}.$$

It is worth mentioning that the dissipation (3.37) is exactly the same as

$$(r_f - r_r) \ln \left(\frac{r_f}{r_r} \right),$$

given in Ref. 14 and 15, where r_+ and r_- is forward the reverse reaction law.

2. Linear Response Theory

In nonequilibrium thermodynamics, it is often assumed that the dissipation of total energy is a quadratic function of “rate” of state variables, which is known as linear response theory.^{7,33,34}

It is important to note the distinction between the linear response used so widely in chemical kinetics and the linear response used in engineering. In engineering, an operating point in a complex multidimensional space describes the nonlinear properties of a system. This point is usually remote from, and has little to do with the properties of the system with no flows, i.e., no sources of energy, mass, charge or current, that is called equilibrium in chemistry. Linearization around that operating point is an essential tool in understanding most engineering systems, even those as nonlinear as digital modules (say a shift register, to be specific) in a digital computer. But systems without flows are rarely considered in engineering since they have so little to do with the systems that actually perform engineering function. Think of an amplifier without a power supply, or an automobile engine with water in the gas tank.

In our case, the linear response theory of chemistry gives us a form of the dissipation term

$$\mathcal{D}[R, R_t] = \eta(R) |R_t|^2. \quad (3.42)$$

Then a standard variational procedure gives us

$$\begin{aligned}\eta(R)R_t &= -\frac{\partial}{\partial R}\mathcal{F}[R; U_A, U_B, U_C] \\ &= RT \ln \left(\frac{[C]}{[A][B]} \right) - \Delta U.\end{aligned}\quad (3.43)$$

By choosing $\eta(R) = RT$, the reaction rate is given by

$$\begin{aligned}r = R_t &= \ln \left(\frac{[C]}{[A][B]} \right) - \frac{\Delta U}{RT} \\ &= \ln \left(\frac{1}{K_{eq}} \frac{[A][B]}{[C]} \right),\end{aligned}\quad (3.44)$$

which is much more complicated than the classical reaction rate (3.35).

The different reaction rates obviously will predict different dependence of rate on concentration and different time courses of the chemical reaction. We reiterate that the choice of dissipation function is a scientific not mathematical decision. The dissipation function must be chosen to fit data and/or to describe a model or simulation, as well as the mathematical requirements of EnVarA. The linear response theory arises from the near equilibrium assumption. For the chemical reaction, we have $R_t \approx 0$ near the equilibrium, then the Taylor expansion gives us

$$\eta_1(R) \ln(\eta_2(R)R_t + 1) \approx \frac{\eta_1(R)}{\eta_2(R)} |R_t|^2. \quad (3.45)$$

So one can view the dissipation (3.42) as a linear approximation near equilibrium to (3.40).

Remark III.3. *The law of mass action gives a simple form of the reaction rate r in terms of $[A]$ and $[B]$, however, the dissipation in terms of R and R_t would become complicated (See eq. (3.37)). On the other hand, if the dissipation is taken to be simple that described by linear response theory, the the reaction rate r becomes complicated (See eq. (4.9)).*

Remark III.4. *Note K_{eq} is defined as an exponential representation of the difference in internal ('chemical') energy, measurements of just K_{eq} cannot distinguish these dissipation mechanism. Measurements of the concentration dependencies of the forward and backwards rates can distinguish them. However, it is difficult to measure the forward and backwards rate separately.*

In our EnVarA description, the dynamics of a chemical reaction is determined by the choice of dissipation. The dissipation is best specified in the context a specific experimental set up. Such setups are chosen to give reproducible input-output functions that are useful in applications, which will be discussed in the next section.

C. Reaction-Diffusion System

The above EnVarA description of chemical reactions enables us to couple chemical reactions with other mechanical mechanisms, such as diffusion and electrodiffusion, in a unified variational way.

As an illustration, we consider a reaction-diffusion system with the reaction given by (3.5). The kinematic equations for the concentrations c_A , c_B and c_C are given by

$$\begin{cases} \partial_t c_A(\mathbf{x}, t) + \nabla \cdot \mathbf{j}_A(\mathbf{x}, t) = r(\mathbf{x}, t), \\ \partial_t c_B(\mathbf{x}, t) + \nabla \cdot \mathbf{j}_B(\mathbf{x}, t) = r(\mathbf{x}, t), \\ \partial_t c_C(\mathbf{x}, t) + \nabla \cdot \mathbf{j}_C(\mathbf{x}, t) = r(\mathbf{x}, t), \end{cases} \quad (3.46)$$

where $j_A(\mathbf{x}, t)$, $j_B(\mathbf{x}, t)$, $j_C(\mathbf{x}, t)$ are the fluxes of different species. We can choose the reaction coordinate R and accumulated fluxes $\mathbf{J}_i(\mathbf{x}, t) = \int_0^t \mathbf{j}_i(\mathbf{x}, \tau) d\tau$, $i = A, B, C$, as state variables of this system, and reformulate the kinematic (3.46) in an integral form

$$\begin{cases} c_A(\mathbf{x}, t) = c_A^0(\mathbf{x}) - \nabla \cdot \mathbf{J}_A(\mathbf{x}, t) - R(\mathbf{x}, t), \\ c_B(\mathbf{x}, t) = c_B^0(\mathbf{x}) - \nabla \cdot \mathbf{J}_B(\mathbf{x}, t) - R(\mathbf{x}, t), \\ c_C(\mathbf{x}, t) = c_C^0(\mathbf{x}) - \nabla \cdot \mathbf{J}_C(\mathbf{x}, t) + R(\mathbf{x}, t), \end{cases} \quad (3.47)$$

where $c_A^0(\mathbf{x})$, $c_B^0(\mathbf{x})$, and $c_C^0(\mathbf{x})$ are the initial concentrations.

The energy-dissipation law of a reaction-diffusion system can be formulated as

$$\begin{aligned} & \frac{d}{dt} \mathcal{F}([A], [B], [C]; U_A, U_B, U_C) \\ &= - \int_{\Omega} D(R(x, t), \partial_t R(x, t)) \\ & \quad + \eta_A |\mathbf{j}_A|^2 + \eta_B |\mathbf{j}_B|^2 + \eta_C |\mathbf{j}_C|^2 dx, \end{aligned} \quad (3.48)$$

where the free energy $\mathcal{F}([A], [B], [C]; U_A, U_B, U_C)$ is given by Eq. (3.6), with U_A , U_B and U_C being the input parameters. The dissipation includes the contributions from both the chemical reaction $D[R, R_t]$, and the friction of the fluid fluxes.

By using the generalized energetic variational approach stated in sect. III B, the equations for R and \mathbf{J} can be derived,

$$\begin{cases} \frac{1}{R_t} D(R, \partial_t R) = -\frac{\delta \mathcal{F}}{\delta R} \\ \eta_i \mathbf{j}_i = -\frac{\delta \mathcal{F}}{\delta \mathbf{J}_i}, \quad i = A, B, C. \end{cases} \quad (3.49)$$

Here the first equation is the same as (3.34), and the second equation is actually the Ficks Law in diffusion.¹⁶ By choosing $\eta_i = \frac{1}{c_i}$ ($i = A, B, C$) and combining (3.49) with (3.46), we can obtain the standard reaction-diffusion

system

$$\begin{cases} \partial_t c_A = \nabla \cdot (\nabla c_A) - r(\mathbf{x}, t) \\ \partial_t c_B = \nabla \cdot (\nabla c_B) - r(\mathbf{x}, t) \\ \partial_t c_C = \nabla \cdot (\nabla c_C) - r(\mathbf{x}, t), \end{cases}$$

where $r(\mathbf{x}, t)$ is the reaction rate determined by the choice $D(R, \partial_t R)$ as discussed in subsection III B.

IV. APPLY TO THE OPEN SYSTEM

We are now ready to apply the above general framework for reaction-diffusion to the model system described in Sect. II. We show that the input-output relation of the above system depends on different choices of dissipations.

Since the channel is very narrow, we can treat this problem as one one-dimensional, with the domain given by $[-\epsilon, \epsilon]$. We fix $\epsilon = 0.1$ through this section. As mentioned previously, the concentrations of A and B in the left bath are maintained, which gives us the Dirichlet boundary conditions of A and B in the left-end of the channel. We can impose the boundary conditions

$$\begin{aligned} c_A(-\epsilon, t) &= c_0, & \partial_x c_A(\epsilon, t) &= 0, \\ c_B(-\epsilon, t) &= c_0, & \partial_x c_B(\epsilon, t) &= 0, \\ \partial_x c_C(-\epsilon, t) &= 0, & c_C(\epsilon, t) &= 0.1, \end{aligned}$$

and treat c_0 as the single input of our system.

Since c_C satisfies the Dirichlet boundary condition on the right-end of the channel, we can define the amount of C diffuse into right bath by time T as

$$C_{out}(T) = \int_{-\epsilon}^{\epsilon} R(x, T) dx - \int_{-\epsilon}^{\epsilon} (c(x, T) - c_0(x)) dx, \quad (4.1)$$

which is the output of our system. The flux of C or the rate of change of amount of C in the right bath is defined as $\frac{d}{dt} C_{out}$. The initial concentrations of A , B and C in the channel are constants $c_A^0(\mathbf{x}) = c_B^0(\mathbf{x}) = c_0$ and $c_C^0(\mathbf{x}) = 0.1$.

We fix $K_{eq} = 0.1$ and assume the free energy takes the form (3.15) with $k_r = 1$ and $k_f = 0.1$ through this section. We focus on two types of dissipations, as discussed in subsection III B 1 and III B 2. The first form of dissipation is taken as

$$D_1(R, \partial_t R) = R_t \ln(R_t + 1), \quad (4.2)$$

which corresponds to generalized law of mass action. The second form of dissipation is taken as

$$D_2(R, \partial_t R) = |R_t|^2, \quad (4.3)$$

which corresponds to linear response theory. The dissipation (4.2) and (4.3) are almost same near equilibrium (see 3.45). By numerical simulations, we show that the

input-output relation depends on the choice of dissipation.

A. Numerical Methods

In this subsection, we give a detailed description our numerical method, which is based on the variational formulation for the reaction-diffusion system presented previously.

From a numerical perspective, it is often a challenge to construct a numerical scheme that preserves the positivity and conservation of elements for reaction-diffusion systems.^{13,41} The existence of an energy-dissipation law (3.48) enables us to construct a numerical scheme that preserves variational structure and that provides a easy way to solve these problems. More precisely, by approximating the reaction coordinate R directly, the constraints of conservation of elements are naturally preserved. Thanks to the logarithmic term in the total energy, the positivity of concentrations can be guaranteed if the scheme is energy stable, i.e., the discrete energy decreases with respect to time.

Our discretization is derived by a discrete energetic variational approach,²⁷ which performs an energetic variation approach at a discrete level. The starting point of the discrete energetic variational approach is a discrete energy dissipation law obtained by discretizing the continuous energy-dissipation law in space. For the one-dimensional problem considered here, we can adopt a finite difference scheme on staggered grid for the spatial discretization of R and \mathbf{J} . More specifically, let $X_j = jh$ ($j = 0, \dots, N$) be the equidistant grid point on $[0, l]$ and $X_{j+1/2} = (j + 1/2)h$ ($j = 0, \dots, N - 1$) be the corresponding half-integer grid point, where $h = l/N$. Let \mathcal{E}_N and \mathcal{C}_N be the spaces of functions defined on

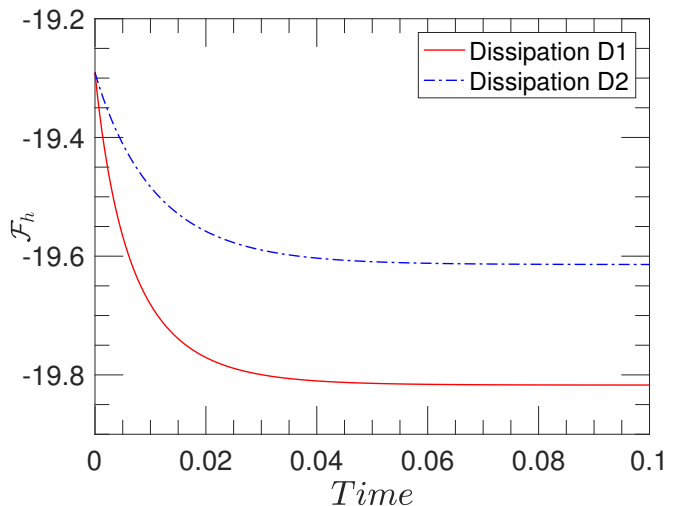


FIG. 4.2: Change of discrete energy for two choices of dissipation with respect to time in numerical simulations ($\tau = 10^{-4}$).

$\{X_j \mid j = 0, \dots, N\}$ and $\{X_{j+1/2} \mid j = 0, \dots, N-1\}$, respectively. We approximate R and c_i in \mathcal{E}_N and approximate J_i in \mathcal{C}_N . Then

$$(c_i)_j(t) = (c_i^0)_j + \sigma_i R_j(t) + \frac{(J_i)_{j+1/2} - (J_i)_{j-1/2}}{h}, \quad (4.4)$$

where $i = A, B, C$. Inserting (4.4) into (3.48), we get the discrete energy in terms of R_j and $J_{j+1/2}$. On the meantime, for the dissipation (4.2) and (4.3), the discrete dissipation functional can be written as

$$\begin{aligned} \mathcal{D}_h = & \sum_{j=1}^N \Gamma(R'_j(t)) R'_j(t) \\ & + \sum_{k=1}^{N-1} \left(|(J_A)'_{k+1/2}|^2 + |(J_B)'_{k+1/2}|^2 + |(J_C)'_{k+1/2}|^2 \right). \end{aligned}$$

By employing an discrete energetic variational approach, we get

$$\begin{aligned} \Gamma(R'_j(t)) &= (-\mu_A)_j - (\mu_B)_j + (\mu_C)_j \\ (J_i)'_{k+1/2} &= \frac{(\mu_i)_{k+1} - (\mu_i)_k}{h}, \end{aligned} \quad (4.5)$$

where

$$(\mu_i)_j^{n+1} = \ln(c_i)_j^{n+1} - \ln(c_{i,s})_j, \quad (4.6)$$

$j = 0, \dots, N$ and $k = 0, \dots, N-1$. The fully discrete scheme can be obtained by applying implicit Euler to (4.5), that is

$$\begin{cases} \frac{R_j^{n+1} - R_j^n}{\tau} = \Gamma^{-1} \left(-\sum_{i=1}^3 \sigma_i (\mu_i)_j^{n+1} \right), \\ \frac{(J_i)_{k+1/2}^{n+1} - (J_i)_{k+1/2}^n}{\tau} = \frac{(\mu_i)_{k+1}^{n+1} - (\mu_i)_k^{n+1}}{h}, \end{cases} \quad (4.7)$$

where Γ^{-1} is the inverse function of Γ . As numerical test, we compute our system with $c_0 = 0.25$ for the dissipation (4.2) and (4.3). The computed discrete free energy as a function of time is showed in Fig. 4.2. The simulation results show that, by using our numerical scheme, the discrete energies decrease with respect to time in both cases.

B. Results

Fig. 4.3 shows the output $C_{out}(t)$ as a function of input c_0 at $t = 1$ for the two choices of dissipation. It can be noticed that for small c_0 , the output are close between two choices for dissipations. However, the output for dissipation (4.2) is much larger than that for the dissipation (4.3) when c_0 is large.

Formally, from the computations in subsection III B 1

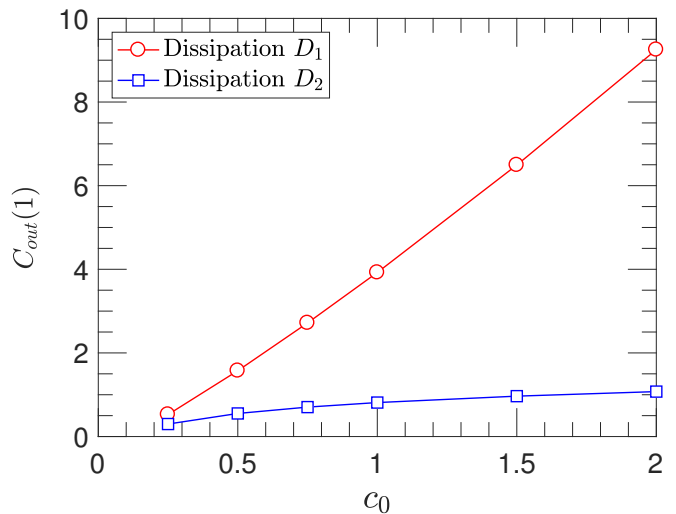


FIG. 4.3: The output $C_{out}(t)$ as a function of input c_0 when $t = 1$ for dissipation (4.2) [circle] and dissipation (4.3) [square].

and III B 2, we know

$$r = R_t = \ln \left(\frac{1}{K_{eq}} \frac{[A][B]}{[C]} \right) \quad (4.8)$$

for the dissipation (4.2), while

$$r = R_t = \frac{1}{K_{eq}} \frac{[A][B]}{[C]} - 1 \quad (4.9)$$

for the dissipation (4.3). For $c_0 = 0.1$, the system is at the equilibrium, so $C_{out} = 0$. When c_0 is large, the dissipation (4.3) will determine large reaction rate.

We also consider the $\frac{d}{dt} C_{out}$ as a function of t for two choices of dissipation for various of c_0 . The results are shown in Fig. 4.4. The time courses in Fig. 4.4 show that for different dissipations and different inputs, $\frac{d}{dt} C_{out}$ tends to a constant, which is a function of input for a given dissipation.

Although the dissipation (4.2) and (4.3) are almost the same when near equilibrium, the above simulation results indicate that in a non-equilibrium setting, the input-output relationship might be very different for different choices of dissipations. This suggest that one might be able to determine the dissipation through experimental measurements and solving the inverse problem.

V. SUMMARY

In this paper, we apply a variational description to a chemical reaction system that has detailed balance at an equilibrium, which enables us to couple chemical reactions with diffusion, boundary effects and other effects of systems. In our approach, the dynamics of a chemical reaction is determined by the choice of the dissipation. The classical law of mass action can be derived through

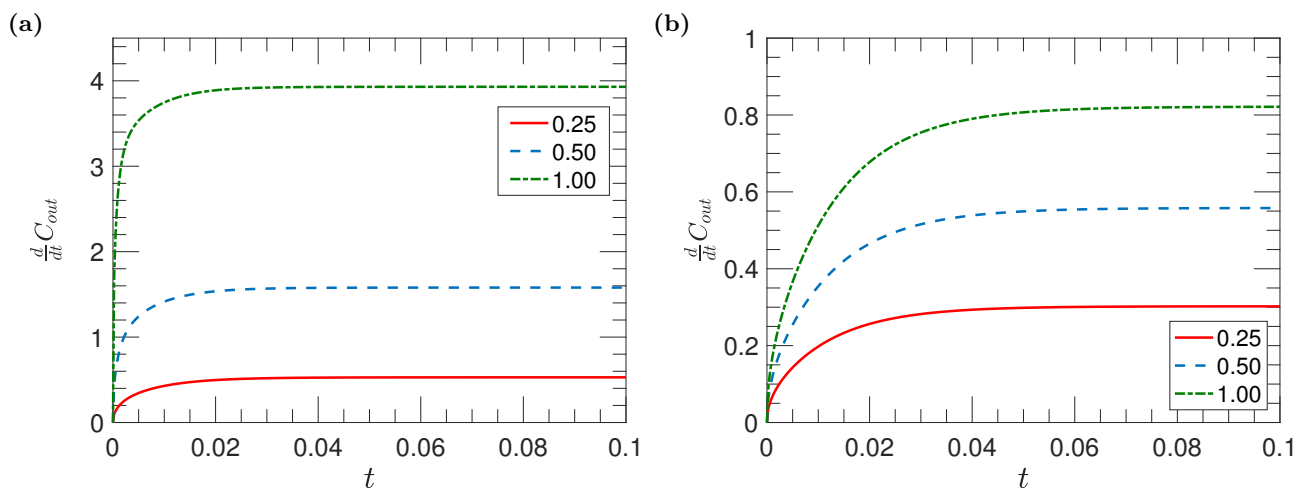


FIG. 4.4: $\frac{d}{dt}C_{out}$ as a function of t for two choices of dissipation for various of c_0 ($c_0 = 1, 0.5$ and 0.25 from top to bottom in each figure). (a) Dissipation (4.2), (b) Dissipation (4.3).

a particular form of dissipation.

As an application, we apply our approach to a non-equilibrium open system with boundary effects. This system can be viewed as an abstract representation of a building block of complex biological networks, in which an enzyme localizes particular chemical reactions and moves reactants into products. Our simulation results show that the input-output of such a system depends on the choice of the dissipation. If the experimental system is reasonably reproducible, the dissipation mechanism can be obtained by experimental measurements and studying an inverse problem.

The EnVarA framework provides a systematic way to couple chemical reaction with effects with multiple fields, such as concentration fields and electrical fields. New numerical schemes can be developed based on our energetic variational formulation, for instance, such an energetic variational formula will enable us to design Lagrangian-Eulerian schemes for reaction-diffusion systems by applying some recently developed methods for general diffusions.^{4,5,21,27}

ACKNOWLEDGE

The authors acknowledge the partial support of NSF (Grant DMS-1759536). We thank Prof. Hong Qian, Prof. Huaxiong Huang and Dr. Shixin Xu for suggestions and helpful discussions.

REFERENCES

- ¹U. ALON, *Biological networks: the tinkerer as an engineer*, Science, 301 (2003), pp. 1866–1867.
- ²D. F. ANDERSON, G. CRACIUN, M. GOPALKRISHNAN, AND C. WIUF, *Lyapunov functions, stationary distributions, and non-*

- equilibrium potential for reaction networks*, Bulletin of mathematical biology, 77 (2015), pp. 1744–1767.
- ³D. F. ANDERSON AND T. G. KURTZ, *Stochastic analysis of biochemical systems*, vol. 1, Springer, 2015.
- ⁴J. A. CARRILLO, K. CRAIG, AND F. S. PATACCINI, *A blob method for diffusion*, Calculus of Variations and Partial Differential Equations, 58 (2019), p. 53.
- ⁵J. A. CARRILLO, B. DÜRING, D. MATTHES, AND D. S. MCCORMICK, *A lagrangian scheme for the solution of nonlinear diffusion equations using moving simplex meshes*, Journal of Scientific Computing, 75 (2018), pp. 1463–1499.
- ⁶R. CHANG AND K. GOLDSBY, *Chemistry- Twelfth edition*, McGraw-Hill Education, 2015.
- ⁷S. R. DE GROOT AND P. MAZUR, *Non-equilibrium Thermodynamics*, Courier Corporation, 1984.
- ⁸L. DESVILLETES AND K. FELLNER, *Exponential decay toward equilibrium via entropy methods for reaction–diffusion equations*, Journal of mathematical analysis and applications, 319 (2006), pp. 157–176.
- ⁹M. DOI, *Onsagers variational principle in soft matter*, Journal of Physics: Condensed Matter, 23 (2011), p. 284118.
- ¹⁰B. EISENBERG, Y. HYON, AND C. LIU, *Energy variational analysis of ions in water and channels: Field theory for primitive models of complex ionic fluids*, The Journal of Chemical Physics, 133 (2010), p. 104104.
- ¹¹R. EISENBERG, *Channels as enzymes: Oxymoron and tautology*, Journal of Membrane Biology, 115 (1990), pp. 1–12.
- ¹²M. FEINBERG, *Foundations of Chemical Reaction Network Theory*, vol. 202, Springer, 2019.
- ¹³L. FORMAGGIA AND A. SCOTTI, *Positivity and conservation properties of some integration schemes for mass action kinetics*, SIAM Journal on Numerical Analysis, 49 (2011), pp. 1267–1288.
- ¹⁴H. GE AND H. QIAN, *Mesoscopic kinetic basis of macroscopic chemical thermodynamics: A mathematical theory*, Physical Review E, 94 (2016), p. 052150.
- ¹⁵———, *Mathematical formalism of nonequilibrium thermodynamics for nonlinear chemical reaction systems with general rate law*, Journal of Statistical Physics, 166 (2017), pp. 190–209.
- ¹⁶M.-H. GIGA, A. KIRSHTEN, AND C. LIU, *Variational modeling and complex fluids*, Handbook of mathematical analysis in mechanics of viscous fluids, (2017), pp. 1–41.
- ¹⁷A. GLITZKY AND A. MIELKE, *A gradient structure for systems coupling reaction–diffusion effects in bulk and interfaces*, Zeitschrift für angewandte Mathematik und Physik, 64 (2013), pp. 29–52.

- ¹⁸M. GRMELA, *Generic guide to the multiscale dynamics and thermodynamics*, Journal of Physics Communications, 2 (2018), p. 032001.
- ¹⁹J. HASKOVEC, S. HITTMEIR, P. MARKOWICH, AND A. MIELKE, *Decay to equilibrium for energy-reaction-diffusion systems*, SIAM Journal on Mathematical Analysis, 50 (2018), pp. 1037–1075.
- ²⁰F. HORN AND R. JACKSON, *General mass action kinetics*, Archive for rational mechanics and analysis, 47 (1972), pp. 81–116.
- ²¹O. JUNGE, D. MATTHES, AND H. OSBERGER, *A fully discrete variational scheme for solving nonlinear fokker-planck equations in multiple space dimensions*, SIAM Journal on Numerical Analysis, 55 (2017), pp. 419–443.
- ²²J. P. KEENER AND J. SNEYD, *Mathematical physiology*, vol. 1, Springer, 1998.
- ²³D. KONDEPUDI AND I. PRIGOGINE, *Modern thermodynamics: from heat engines to dissipative structures*, John Wiley & Sons, 2014.
- ²⁴T. G. KURTZ, *The relationship between stochastic and deterministic models for chemical reactions*, The Journal of Chemical Physics, 57 (1972), pp. 2976–2978.
- ²⁵G. LEBON, D. JOU, AND J. CASAS-VÁZQUEZ, *Understanding nonequilibrium thermodynamics*, vol. 295, Springer, 2008.
- ²⁶C. LIU, *An introduction of elastic complex fluids: an energetic variational approach*, in Multi-Scale Phenomena in Complex Fluids: Modeling, Analysis and Numerical Simulation, World Scientific, 2009, pp. 286–337.
- ²⁷C. LIU AND Y. WANG, *On lagrangian schemes for the multidimensional porous medium equations by a discrete energetic variational approach*, arXiv preprint arXiv:1905.12225, (2019).
- ²⁸P. LIU, S. WU, AND C. LIU, *Non-isothermal electrokinetics: energetic variational approach*, Communications in Mathematical Sciences, 16 (2018), pp. 1451–1463.
- ²⁹A. MIELKE, *A gradient structure for reaction-diffusion systems and for energy-drift-diffusion systems*, Nonlinearity, 24 (2011), p. 1329.
- ³⁰———, *Thermomechanical modeling of energy-reaction-diffusion systems, including bulk-interface interactions*, Discr. Cont. Dynam. Systems Ser. S, 6 (2013), pp. 479–499.
- ³¹A. MIELKE, R. I. PATTERSON, M. A. PELETIER, AND D. MICHIEL RENGER, *Non-equilibrium thermodynamical principles for chemical reactions with mass-action kinetics*, SIAM Journal on Applied Mathematics, 77 (2017), pp. 1562–1585.
- ³²T. OKADA AND A. MOCHIZUKI, *Law of localization in chemical reaction networks*, Physical review letters, 117 (2016), p. 048101.
- ³³L. ONSAGER, *Reciprocal relations in irreversible processes. i.*, Physical review, 37 (1931), p. 405.
- ³⁴———, *Reciprocal relations in irreversible processes. ii.*, Physical review, 38 (1931), p. 2265.
- ³⁵M. A. PELETIER, *Variational modelling: Energies, gradient flows, and large deviations*, arXiv preprint arXiv:1402.1990, (2014).
- ³⁶B. PERTHAME, *Parabolic equations in biology*, in Parabolic Equations in Biology, Springer, 2015, pp. 1–21.
- ³⁷H. QIAN, *Open-system nonequilibrium steady state: statistical thermodynamics, fluctuations, and chemical oscillations.*, The journal of physical chemistry. B, 110 (2006), pp. 15063–15074.
- ³⁸H. QIAN, *Stochastic population kinetics and its underlying mathematicothermodynamics*, in The Dynamics of Biological Systems, Springer, 2019, pp. 149–188.
- ³⁹H. QIAN, S. KJELSTRUP, A. B. KOLOMEISKY, AND D. BEDEAUX, *Entropy production in mesoscopic stochastic thermodynamics: Nonequilibrium kinetic cycles driven by chemical potentials, temperatures, and mechanical forces*, Journal of Physics: Condensed Matter, 28 (2016), p. 153004.
- ⁴⁰P. RÉTI AND L. ROPOLYI, *Analogies between point mechanics and chemical reaction kinetics*, Reaction Kinetics and Catalysis Letters, 25 (1984), pp. 109–113.
- ⁴¹A. SANDU, *Positive numerical integration methods for chemical kinetic systems*, Journal of Computational Physics, 170 (2001), pp. 589–602.
- ⁴²D. SHEAR, *An analog of the boltzmann h-theorem (a liapunov function) for systems of coupled chemical reactions*, Journal of theoretical biology, 16 (1967), pp. 212–228.
- ⁴³J. STRUTT, *Some general theorems relating to vibrations*, Proceedings of the London Mathematical Society, 1 (1871), pp. 357–368.
- ⁴⁴P. WAAGE AND C. M. GULBERG, *Studies concerning affinity*, Journal of chemical education, 63 (1986), p. 1044.
- ⁴⁵J. WEI, *Axiomatic treatment of chemical reaction systems*, The Journal of Chemical Physics, 36 (1962), pp. 1578–1584.
- ⁴⁶W.-A. YONG, *Conservation-dissipation structure of chemical reaction systems*, Physical Review E, 86 (2012), p. 067101.