

Modern Physics Letters A
 © World Scientific Publishing Company

Effects of magnetic field on the radiation pressure dominated discs around neutron stars

Snehasish Bhattacharjee*

Department of Astronomy, Osmania University, Hyderabad-500007, India

Received (3 January 2020)

Revised (25 January 2020)

We supplement the analytic solution obtained by Matthews O. M., et. al., 2005, MNRAS, **356**, 66 to investigate the steady-state structure of radiation pressure dominated disc under the influence of a stellar magnetic field which deploys a torque. The solutions converge to the non-magnetic Shakura N. I., Sunyaev R. A., 1973, A& A, **24**, 337 form when magnetic field of the star tends to zero and also at large radii. Effects of varying the mass accretion rates and the spin period of a typical neutron star on the disc parameters are presented. We further report that the presence of a magnetic correction term k reduces the radial extent upto which radiation pressure and electron scattering continue to be the major source of pressure and opacity respectively. We also report that magnetic effects amplify the viscous timescale several times in the inner disc.

Keywords: accretion disc; neutron stars; magnetic field

PACS Nos.: 97.60.Jd;97.10.Gz

1. Introduction

Shakura & Sunyaev² presented a detailed solution for the structure of thin accretion discs around black holes. The solutions contain expressions for disc scale-height, surface density, pressure, temperature, viscosity and opacity. The solutions depend on mass accretion rate, mass of the central star, radius of the star and radial extent. Additionally the solutions also depend on the dimensionless parametrization of viscosity called α parameter.

But Shakura-Sunyaev solution does not include the effects of torque from the central star. Since accretion discs are also found near magnetic stars, Matthews, et al.,¹ reconstructed the Shakura-Sunyaev disc solutions in the case of magnetic stars. A stellar magnetic field contributes to the transfer of angular momentum from the inner parts of the disc to the outer parts and can also govern the constitution of the disc and spin evolution of the star.^{3,4} These effects are significant in cataclysmic variables,⁵ X-ray binaries^{6,7} and young stars.^{8,9} The solution obtained in¹ is continuous throughout the disc and is applicable to a wide range of opacity models but

*snehasish.bhattacharjee.666@gmail.com

the solution is not accurate in the very inner parts of the disc where the disc suffers from radiation pressure.

Radiation pressure starts to dominate in the very inner parts of the disc when the mass accretion rates is high and as a consequence the opacity is mainly due to electron scattering and in such cases the disc is thermally and viscously unstable.^{10–12} Thus we extend the work of Matthews *et. al.*,¹ to study the innermost regions of a steady thin disc and investigate the structure of the disc dominated by radiation pressure. We also provide analytic expressions separating distinct disc regions in magnetic case. We report that except for very high mass accretion rates ($\dot{M}_{16} > 1$) the inner disc is absent and hence Kramers opacity can be valid throughout the disc. The effects of varying spin periods of the central star on the disc parameters are analyzed with respect to the non-magnetic Shakura-Sunyaev solution. Our solution converges to Shakura-Sunyaev solution when the magnetic field of the star tends to zero and also at large radii similar to the solution obtained in.¹ We also report necessary modification to viscous timescales (t_{vis}) in both inner and outer discs due to the presence of a magnetic correction term. Such modifications increases t_{vis} by many folds in the inner disc while for the outer disc t_{vis} is not significantly affected. The paper is organized as follows: In Section II we provide the basic assumptions and theory needed to formulate the disc solutions and report analytic solutions of the disc parameters and study their behavior graphically. In Section III we provide analytic expressions of boundary radii separating different disc regions. In Section IV we furnish the modification of viscous timescale in both inner and outer discs. Finally in Section V we present our conclusions.

2. Disc Solutions

2.1. Essential Ingredients

The derivations of disc parameters involve nine equations which we derive following the prescriptions given in¹ and.¹³

First we require an equation which encapsulates the structure of the disc in the vertical direction. Since there is no flow of matter in this direction, hydrostatic equilibrium is maintained and thus the scale-height H of the disc for a thin disc approximation can be written as

$$H = \frac{c_s}{\omega} \quad (1)$$

where c_s is the local sound speed, $\omega = \sqrt{\frac{GM_*}{R^3}}$ is the angular velocity of the disc material at radial distance R from the accretor in the plane of the disc, G is the universal gravitational constant and M_* the mass of the central object. Furthermore, (1) also implies¹³

$$c_s \ll \left(\frac{GM_*}{R} \right)^{1/2} \quad (2)$$

i.e. the local Keplerian velocity for a thin disc should be highly supersonic. As mentioned in,¹³ this illustrates a constrain on the temperature of the disc and finally on the overall cooling mechanism.

For a thin disc, computation of disc structure become simplified owing to the fact that both the temperature and pressure gradients are vertical and thence radial and vertical structures are mainly decoupled.¹³

We now require an equation which gives the speed of sound propagating in the thin isothermal disc. The expression reads

$$c_s^2 = \frac{P}{\rho} \quad (3)$$

where P represent total pressure acting on the fluid and ρ represents the density of the fluid in the disc. Expression of ρ reads

$$\rho = \frac{\Sigma}{H} \quad (4)$$

where Σ represents the surface density of the fluid in the disc.

Total pressure P is made up of three parts. These are: gas pressure (P_{gas}), radiation pressure ($P_{radiation}$) and magnetic pressure ($P_{magnetic}$) and can be expressed as

$$P = P_{gas} + P_{radiation} + P_{magnetic} = \frac{\rho \kappa T_c}{\epsilon m_p} + \frac{4\sigma T_c^4}{3c} + \frac{4\pi}{\mu_0} \frac{\mu^2}{8\pi r^6} \quad (5)$$

where σ is the Stefan-Boltzmann constant, T_c the temperature in the midplane of the disc ($z = 0$), κ the Boltzmann constant, m_p and ϵ denote respectively the atomic mass unit and mean molecular weight in the disc, μ_0 being the vacuum permeability and μ the magnetic moment of the star which is given by $\mu = B_* \times R_*^3$. Here, B_* is the magnetic field of the star and R_* represents the stellar radius. In the inner disc, radiation pressure dominates over gas pressure and hence we neglect the contributions of gas pressure in our derivations. Hence the total pressure (P) in the inner disc for the magnetic case becomes

$$P = \frac{4\sigma T_c^4}{3c} + \frac{4\pi}{\mu_0} \frac{\mu^2}{8\pi r^6} \quad (6)$$

For a highly magnetized star with magnetic fields of the order of $B \gtrsim 10^{12}G$, the disc gets disrupted in the very inner regions. However, modeling such interactions is exceedingly complex and therefore in¹³ a simple case was considered where the magnetic field interacts and disrupts the flow which is quasi-spherical in nature. Indeed it was shown in¹³ that for such high magnetic fields, the spherically symmetric matter flow is disrupted by the magnetic pressure ($P_{magnetic}$) at the radius r_{RM} , where $P_{magnetic}$ exceeds the ram pressure P_{ram} . By setting $P_{magnetic}$ equal to ram pressure ($P_{ram} = \rho v^2$, where v is the velocity of fluid), the expression of r_{RM} reads¹³

$$r_{RM} = 5.1 \times 10^8 M_1^{-1/7} \dot{M}_{16}^{-2/7} \mu_{30}^{4/7} \quad (7)$$

4 *Snehasish Bhattacharjee*

where $M_1 = \frac{M_*}{M_\odot}$ is the mass of the star in units of solar mass and $\dot{M}_{16} = \frac{\dot{M}}{10^{16}(gm/s)}$ is the mass accretion rate in units of $10^{16}(gm/s)$ and μ_{30} is represented in units of 10^{30} G cm^3 . For a neutron star with $M_1 = 1.4$, $R_* \simeq 10 \text{ km}$ and $B \simeq 10^{12} \text{ G}$, the radius $r_{RM} \sim 5 \times 10^3 \text{ km}$. At such large distances from the accretor the contributions of $P_{\text{radiation}}$ to the total pressure is negligible. Hence, our analysis is valid and useful only when the mass accretion rate is high, i.e. $\dot{M}_{16} > 50$ and $B \sim 10^8 - 10^{10} \text{ G}$. Under these circumstances, $r_{RM} \sim R_*$ and $P_{\text{radiation}}$ becomes the major source of pressure in the very inner regions of the disc. Hence, the total pressure under these set of conditions to a good approximation can be written as

$$P = \frac{4\sigma T_c^4}{3c} \quad (8)$$

We now need an equation for the conservation of energy in the disc. The gravitational potential energy of the infalling material gets converted into heat energy and radiation. Additionally, for very high magnetic fields, the amount of magnetic energy generated is substantial and sometimes comparable to the gravitational power.¹⁴ Nonetheless, it has been argued that this energy mainly dissipates in the corona because dissipation inside the disc is negligible owing to the low Alfvén speed.^{14, 15} Hence we obtain¹³

$$\frac{4T_c^4\sigma}{3\tau} = \frac{9}{8}\nu\Sigma\frac{GM_*}{R^3} \quad (9)$$

where τ is the opacity of the fluid in the disc. In the inner disc the gas is fully ionized with a temperature $T \gtrsim 10^4 \text{ K}$ and the opacity is mainly due to electron scattering which is given by²

$$\tau = \Sigma \frac{\sigma_t}{m_p}; \quad \text{where } \frac{\sigma_t}{m_p} = 0.4 \text{ cm}^2 \text{ gm}^{-1} \quad (10)$$

Next, the viscosity ν of the fluid in the disc can be expressed as²

$$\nu = \alpha c_s H \quad (11)$$

Where $\alpha < 1$ is a constant. In addition to the above equations, an expression for $\nu \Sigma$ in the magnetic case is also required which is obtained from Matthews *et. al.*, (2004)¹ and reads

$$\nu \Sigma = \frac{\dot{M}}{3\pi} d^4 k \quad (12)$$

where the parameter k reads

$$k = 1 - \frac{\beta}{\dot{M}} \frac{\pi h}{R^\gamma (\gamma - 2) d^4} \quad (13)$$

where $\gamma = \frac{7}{2}$ for a fully magnetized disc¹ and β is known as magnetic parameter and reads¹

$$\beta = \frac{\mu^2}{2\pi\sqrt{GM_*}} \quad (14)$$

The parameter d is expressed as

$$d = \left[1 - \left(\frac{R_t}{R} \right)^{\frac{1}{2}} \right]^{\frac{1}{4}} \quad (15)$$

where R_t represents truncation radius of the disc in the presence of a stellar magnetic field. Finally h is expressed as

$$h = \left(\frac{R}{R_{co}} \right)^{\frac{3}{2}} \left[1 - \left(\frac{R_t}{R} \right)^{(2-\gamma)} \right] - \left(\frac{\gamma-2}{\gamma-\frac{1}{2}} \right) \left[1 - \left(\frac{R_t}{R} \right)^{(\frac{1}{2}-\gamma)} \right] \quad (16)$$

The corotation radius R_{co} is the radius where the plasma pressure equals the static magnetic field pressure. At this radial distance from the accretor, the plasma gets frozen in the magnetic field and rotates rigidly with the angular velocity of the accretor. This radius is a function of the spin period of the star P_{spin} and the mass of the accretor M and can be expressed as¹³

$$R_{co}[cm] = 1.5 \times 10^8 \left[\frac{P_{spin}}{1sec} \right]^{\frac{2}{3}} \left[\frac{M_*}{M_{\odot}} \right]^{\frac{1}{3}} \quad (17)$$

In presence of a stellar magnetic field the disc gets truncated at a radius which is a function of \dot{M} , P_{spin} , R_* and β^1 and the expression of R_t reads

$$\frac{R_t}{R_{co}} = \left[\frac{Q}{2} \left(\sqrt{\frac{4}{Q} + 1} - 1 \right) \right]^{\frac{2}{3}} \quad (18)$$

where Q is defined as

$$Q = 2\pi R_{co}^{-\gamma} \left(\frac{\beta}{\dot{M}} \right) \quad (19)$$

2.2. Expressions of Disc Parameters

Following a procedure similar to that in¹ we obtain the expressions of disc parameters for the inner disc dominated by radiation pressure in presence of a stellar magnetic field which exerts a torque on the disc.

Substituting equation (2) into equation (5), we obtain

$$\left(\frac{4\sigma}{3\tau} \right) \left(\frac{3c}{4\sigma} \right) P = \frac{9}{8} \nu \Sigma \frac{GM_*}{R^3} \quad (20)$$

Substituting equations (1, 3, 4, 10 & 11) into equation (20) we get,

$$H\omega^2 c \frac{m_p}{\sigma_T} = \frac{9}{8} \omega^2 \frac{\dot{M}}{3\pi} d^4 k \quad (21)$$

Introducing dimensionless quantities

$$M_1 = \frac{M_*}{M_{\odot}}, \quad R_{10} = \frac{R}{10^{10}cm}, \quad \dot{M}_{16} = \frac{\dot{M}}{10^{16}(gm/s)}$$

we finally obtain the scaleheight (H) of the disc as

$$H[cm] = 1.6 \times 10^4 \dot{M}_{16} d^4 k \quad (22)$$

6 *Snehasish Bhattacharjee*

The remaining disc parameters are obtained easily and are collected below

$$c_s \left[\frac{cm}{s} \right] = 183 \dot{M}_{16} M_1^{1/2} R_{10}^{-3/2} d^4 k \quad (23)$$

$$\nu \left[\frac{cm^2}{s} \right] = 2.9 \times 10^5 \alpha \dot{M}_{16}^2 M_1^{1/2} R_{10}^{-3/2} d^8 k^2 \quad (24)$$

$$\Sigma \left[\frac{gm}{cm^2} \right] = 3.6 \times 10^8 \alpha^{-1} \dot{M}_{16}^{-1} M_1^{-1/2} R_{10}^{3/2} d^{-4} k^{-1} \quad (25)$$

$$V_r \left[\frac{cm}{s} \right] = 4.4 \times 10^{-4} \alpha \dot{M}_{16}^2 R_{10}^{-5/2} M_1^{1/2} d^4 k \quad (26)$$

$$\tau = 1.4 \times 10^8 \alpha^{-1} M_1^{-1/2} R_{10}^{3/2} \dot{M}_{16}^{-1} d^{-4} k^{-1} \quad (27)$$

$$\rho \left[\frac{gm}{cm^3} \right] = 2.3 \times 10^4 \alpha^{-1} \dot{M}_{16}^{-2} M_1^{-1/2} R_{10}^{3/2} d^{-4} k^{-1} \quad (28)$$

$$T_c [K] = 7.4 \times 10^5 \alpha^{-1/4} M_1^{1/8} R_{10}^{-3/8} \quad (29)$$

$$P_{rad} \left[\frac{dyne}{cm^2} \right] = 7.6 \times 10^8 \alpha^{-1} M_1^{1/2} R_{10}^{-3/2} \quad (30)$$

Our expressions of disc parameters in the magnetic case differ from the non-magnetic Shakura & Sunyaev solution only in the presence of magnetic correction term k and replacing R_t for R_* everywhere. As reported in¹ the correction term k vary from unity by an amount that is proportional to the ratio of β to the mass transfer rate. Thus if mass transfer rate is high it can overpower the magnetic field of the accretor and the disc will reduce back to non-magnetic Shakura & Sunyaev form.

2.3. Graphical Representation

2.3.1. For Varying Spin Period:

Eqs. 22 - 26 are graphically shown in Figs 1-5 for different spin periods of a neutron star ranging from 0.1 – 10 sec. Stellar mass is set to $M_* = 1.4M_\odot$, radius of the star $R_* = 10^6 cm$, mass accretion rate $\dot{M} = 1.5 \times 10^{18} gm/s$, alpha parameter takes the value $\alpha = 0.01$ and the magnetic field is set to $10^8 G$. We consider the magnetic field to be low because as we will see in Section (3) that for high magnetic fields, the inner disc is cut and hence magnetic term k approaches unity. The solutions are plotted for $R = 0 - 1000$ km. We also show Shakura & Sunyaev solutions which describes non-magnetic profiles of the disc parameters.

In the inner disc H dependency on R is only due to the presence of k term (equation 22) which becomes unity when magnetic moment of the star vanishes and hence for non-magnetic stars (usually black holes) the vertical scaleheight is constant throughout the region as seen in Figure 1. However in the gas pressure dominated disc, H increases almost linearly with radius.¹ Since $0 \leq k \leq 1$ disc becomes thickest

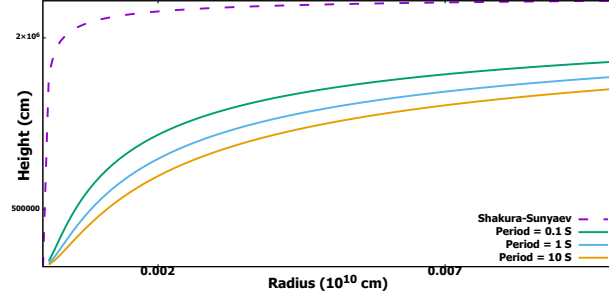


Fig. 1. Height (H) vs radius for different spin periods of a neutron star with $P_{spin} = 0.1, 1$ and 10 sec.

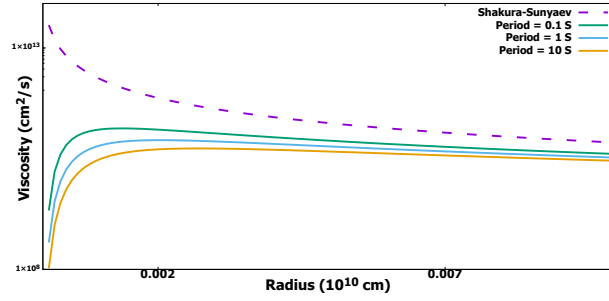


Fig. 2. Viscosity (ν) vs radius for different spin periods of a neutron star with $P_{spin} = 0.1, 1$ and 10 sec.

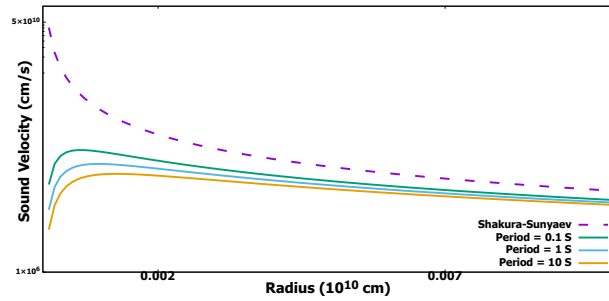


Fig. 3. Sound speed (c_s) vs radius for different spin periods of a neutron star with $P_{spin} = 0.1, 1$ and 10 sec.

for the non-magnetic case ($k = 1$). Presence of magnetic field makes the disc thinner. It is to be noted that for Shakura & Sunyaev profile, truncation occurs at the surface of the star (R_*) while for magnetic stars, truncation occurs further out due to magnetically induced accretion. The disc becomes thicker as spin period of the

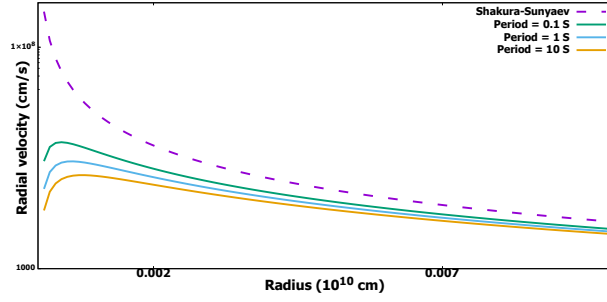


Fig. 4. Radial velocity (V_r) vs radius for different spin periods of a neutron star with $P_{spin} = 0.1, 1$ and 10 sec.

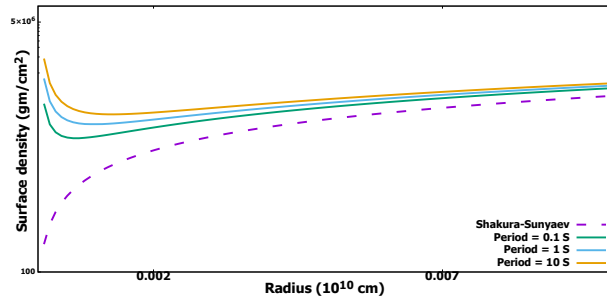


Fig. 5. Surface density (Σ) vs radius for different spin periods of a neutron star with $P_{spin} = 0.1, 1$ and 10 sec.

star decreases, but in any case $H \leq 0.1R$ and hence thin disc approximation is maintained.

Figure 2 shows profile of viscosity where it is clearly observed that viscosity for non-magnetic case is several orders of magnitude higher than in magnetic cases. This is because ν is strongly dependent on function k evident from equation (24) ($\nu \propto k^2$). Therefore viscosity in magnetic cases decreases as spin period increases owing to the fact that k is inversely proportional to the spin period. Surprisingly in the outer gas pressure dominated disc, viscosity is weakly dependent on k term ($\nu \propto k^{3/10}$) and increases steadily with radius ($\nu \propto R^{3/4}$).¹

Figure 3 illustrates sound velocity (c_s) as a function of radius where we see c_s for the non-magnetic case is much higher compared to all the magnetic cases in the vicinity of the truncation radius R_t . This again is attributed to the presence of magnetic term k in equation 23 which is always less than unity for magnetic stars (usually neutron stars). An interesting thing to note here is that in the radiation pressure dominated discs H and c_s are independent of α parameter which can be clearly seen from equations 22 & 23.

Figure 4 depicts profiles of radial velocity. Since $V_r \propto \dot{M}^2 R^{-5/2}$, for very high

accretion rates ($\dot{M}_{16} \geq 1$) and very near to the truncation radius (R_t) the Shakura & Sunyaev profile deviate the most from the magnetic ones. However away from R_t , the magnetic profiles converge to the Shakura & Sunyaev solution. It is also seen that V_r for the non-magnetic case is clearly higher than all the magnetic cases. V_r increases as the spin period (P_{spin}) of the central star decreases because an increase in P_{spin} drives R_t outwards decreasing d (equation 13) and ultimately increasing the magnetic term k (equation 14). From Figure 3 and 4 it is also observed that in every case $\frac{V_r}{c_s} \leq 0.001$.

Figure 5 shows surface density (Σ) as a function of radius. From equation 25 we note that $\Sigma \propto \dot{M}_{16}^{-1} k^{-1}$ and hence an increase in mass accretion rate diminishes the surface density. However as spin period increases, we see significant enhancement of surface density in view of the fact that an increase in P_{spin} results in a decrease in k and therefore amplifies the surface density. Interestingly in the gas pressure dominated disc, an increase in mass accretion rate makes the disc denser Matthews *et. al.*,¹ As reported in¹ there is a limit to the increase in surface density due to two reasons. Either an increase in Σ makes the disc so thick that thin disc approximation becomes obsolete or an ever increasing surface density results in a thermal-viscous outburst at some time.

In the radiation pressure dominated discs, the temperature (T_c) and pressure (P_{rad}) are independent of magnetic correction term k evident from equations (29) and (30).

2.3.2. For Varying Mass Accretion Rate:

Eqs. (22) - (24) and Eq 26 are now graphically shown in Fig.(6) - Fig.(9) for varying mass accretion rates (\dot{M}_{16}) where we vary \dot{M}_{16} as $\dot{M}_{16} = 50, 100$ and 150 . Stellar mass is assumed to be $M_* = 1.4M_\odot$, radius of the star $R_* = 10^6 cm$, spin period of the star is set to 0.1 sec, alpha parameter takes the value $\alpha = 0.01$ and the magnetic field is set to $10^8 G$. The solutions are plotted for $R = 0 - 1000$ km. Figure 6 show

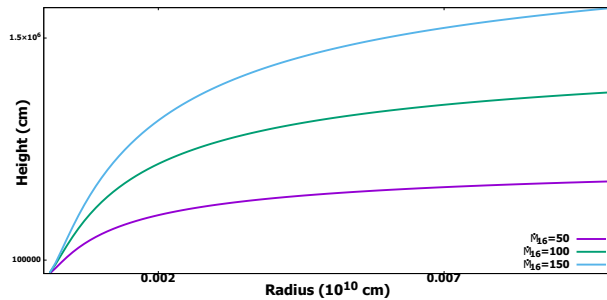


Fig. 6. Height (H) vs radius for varying mass accretion rates (\dot{M}_{16}) for the cases $\dot{M}_{16} = 50, 100$ and 150 .

vertical scale-height as a function of radius and mass accretion rates. From 22, it is

10 *Snehasish Bhattacharjee*

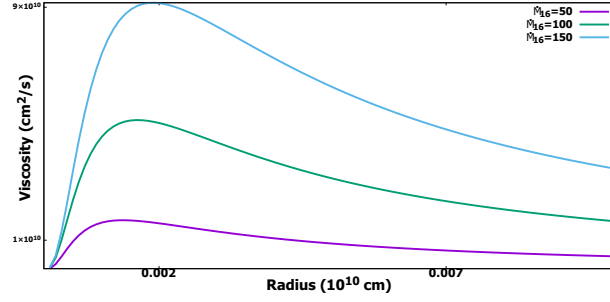


Fig. 7. Viscosity (ν) vs radius for varying mass accretion rates (\dot{M}_{16}) for the cases $\dot{M}_{16} = 50, 100$ and 150.

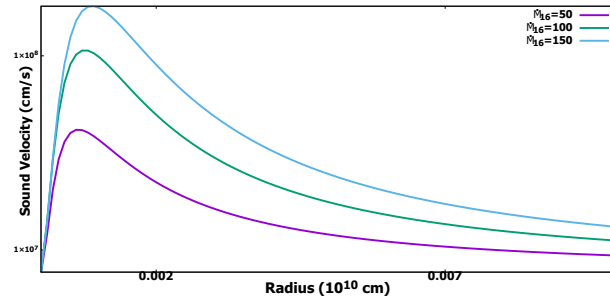


Fig. 8. Sound speed (c_s) vs radius for varying mass accretion rates (\dot{M}_{16}) for the cases $\dot{M}_{16} = 50, 100$ and 150.

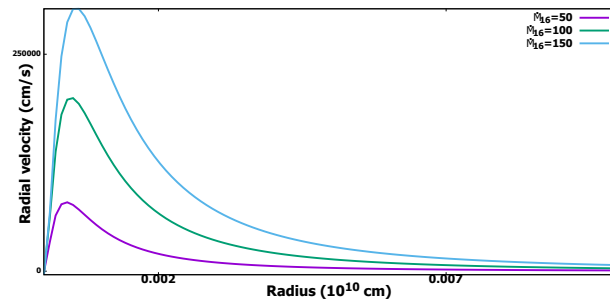


Fig. 9. Radial velocity (V_r) vs radius for varying mass accretion rates (\dot{M}_{16}) for the cases $\dot{M}_{16} = 50, 100$ and 150.

evident that scale-height (H) is linearly dependent on \dot{M} . H is observed to increase non-linearly for smaller radii. However, further out, H saturates and increase very slowly.

Figure 7 depicts viscosity against radius for varying mass accretion rates where ν

gets amplified rapidly with an increase in \dot{M} . This is because viscosity is proportional to the square of the \dot{M} as can be clearly seen from 23. In the outer gas pressure dominated disc, viscosity is weakly dependent on \dot{M} ¹). Viscosity is observed to decrease with increasing radii in the inner disc which is in contrast with the profile of viscosity for the outer disc where ν increases almost linearly with radii¹).

In Figure 8, sound speed c_s is shown as a function of radii and mass accretion rates where c_s increases linearly with an increase in \dot{M} . Profiles of c_s are observed to decrease and converge with each other with increasing radii.

Figure 9 shows radial velocity with radius for varying \dot{M} . Radial velocity is strongly dependent on \dot{M} evident from 25. Radial velocity is observed to decrease rapidly with increasing radii.

3. Boundary Radii

An accretion disc consists of 3 distinct regions. These are²

A) The inner accretion disc where radiation pressure is dominant $P_{rad} \gg p_{gas}$ and opacity is largely due to electron scattering (τ_{es}).

B) The intermediate accretion disc where gas pressure is dominant $P_{gas} \gg P_{rad}$, electron scattering continues to be the primary source of opacity.

C) The outer accretion disc where $P_{gas} \gg P_{rad}$ and the opacity is dominated by free free absorption (τ_{ff}).

Boundary radius R_{AB} separating region A and B is obtained by equating the radiation and gas pressure in the two regions respectively

$$P_{rad} = 7.6 \times 10^8 M_1^{1/2} R_{10}^{-3/2} \alpha^{-1} \quad (31)$$

$$P_{gas} = 1.18 \times 10^5 \alpha^{-9/10} \dot{M}_{16}^{4/5} M_1^{7/20} R_{10}^{-51/20} d^{16/5} k^{4/5} \quad (32)$$

Equating equations (27) and (28) we get,

$$R_{AB} = 23.92 \dot{M}_{16}^{16/21} M_1^{-1/7} \alpha^{2/21} d^{64/21} k^{16/21} km \quad (33)$$

From equation (33) we note that R_{AB} is weakly dependent of α parameter. Since k is always less than unity for a magnetic star, presence of k shrinks the radiation pressure dominated disc around magnetic stars. For a non-magnetic star $k = 1$ and R_{AB} becomes maximum for a given stellar mass (M_*), accretion rate (\dot{M}) and spin period (P_{spin}). Hence we conclude that for a magnetic star the radiation pressure dominates over gas pressure for a lesser radial extent than in a non-magnetic star with similar stellar parameters (M_* , \dot{M} , P_{spin} , μ). Thus for very high magnetic fields ($B > 10^{10}G$), the inner region of the disk is cut and the contribution of the magnetic field to the disc becomes limited. From the equation it is also evident that this region can only exist around accretion discs of black holes and neutron stars and also for high accretion rates ($\dot{M}_{16} > 1$).

The radius R_{BC} separating region B and C is obtained by equating the expressions

12 *Snehasish Bhattacharjee*

of opacity in the two regions.

$$\kappa_{kramer} = \frac{\tau}{\Sigma} = 48.64 \dot{M}_{16}^{-1/2} M_1^{1/4} R_{10}^{3/4} d^{-2} k^{-1/2} \quad (34)$$

$$\kappa_{e.s} = \frac{\sigma_T}{m_p} = 0.4 cm^2 gm^{-1} \quad (35)$$

equating equations (30) and (31) we get,

$$R_{BC} = 1.656 \times 10^2 \dot{M}_{16}^{2/3} M_1^{-1/3} d^{8/3} k^{2/3} km \quad (36)$$

Which is independent of α parameter. From equation (36) it is clear that except for very high accretion rates ($\dot{M}_{16} > 1$), this region is smaller than the radius of a typical white dwarf. Presence of k further shrinks this region in case of a magnetic star. Hence in accretion discs of white dwarfs and other astrophysical objects (except black holes and neutron stars) Kramers opacity can be valid throughout the entire disc.

4. Viscous Timescale

Since radial structure of a thin disc transmute on viscous timescales we broaden our work by studying the modification of viscous timescale in time-dependent discs around neutron stars.

Viscous timescale is defined as¹³

$$t_{vis} \sim \frac{R^2}{\nu} \quad (37)$$

In radiation pressure dominated discs, the viscous timescale ($t_{vis,rad}$) reads

$$t_{vis,rad} \sim 0.34 \times 10^{15} \alpha^{-1} \dot{M}_{16}^{-2} M_1^{-1/2} R_{10}^{7/2} d^{-8} k^{-2} \quad (38)$$

which is inversely proportional to the square of magnetic correction term k . Thus in the inner radiation pressure dominated discs, the timescale on which the diffusion of matter take place owing to the effect of the viscous torques increases by many folds as $k < 1$ for magnetic stars.

In gas pressure dominated discs, viscous timescale ($t_{vis,gas}$) is obtained as

$$t_{vis,gas} \sim 0.34 \times 10^6 \alpha^{-4/5} \dot{M}_{16}^{-3/10} M_1^{1/4} R_{10}^{11/4} d^{-6/5} k^{-3/10} \quad (39)$$

Which is also inversely proportional to k , although the dependency is not severe. Thus for gas pressure dominated discs, the magnetic effects does not have significant influence on the viscous or radial drift timescale.

Apart from viscous timescale the disc structure get affected on many shorter timescales such as *dynamical timescale* and *thermal timescale*. However we shall not study them here as both of these timescales are independent of magnetic parameter (k).

5. Conclusions

An analytic solution have been developed following the prescription in¹ to study the inner accretion disc dominated by radiation pressure, under the influence of a central magnetic field. The solutions are obtained in a similar approach to the non-magnetic Shakura & Sunyaev² model, and undeniably the profiles tend to the non-magnetic form when magnetic moment μ of the star tends to zero. The solution have been studied around a typical neutron star and the effects of varying spin periods and mass accretion rate on the disc parameters are analyzed. Our results can be summarized as follows:

- The vertical scaleheight H is weakly and indirectly dependent on radii and increases slowly with increasing R . For the non-magnetic Shakura & Sunyaev solutions, magnetic parameter $k = 1$ and thence H is thickest. The scale-height (H) is linearly dependent on \dot{M} and upon varying \dot{M} , H increases rapidly for smaller radii but further out, H saturates and increase very slowly.
- Viscosity is found to decrease substantially with an increase in spin period. Additionally, viscosity for non-magnetic case is several orders of magnitude higher than magnetic cases. Since viscosity is strongly dependent on mass accretion rate, when \dot{M} increases, ν increases rapidly. It should also be noted that in the outer gas pressure dominated disc, viscosity is weakly dependent on \dot{M} .
- Sound velocity is found to decrease with radii and for an increase in spin period. We also report that c_s increases linearly with an increase in \dot{M} .
- Surface density diminishes with an increase in mass accretion rate and spin period as $\Sigma \propto \dot{M}_{16}^{-1} k^{-1}$. Hence for two stars with identical stellar parameters, disc becomes thicker for the magnetic star.
- Radial velocity decreases with increase in spin period of the star. We also found that for very high accretion rates ($\dot{M}_{16} \geq 1$) and very near to the truncation radius (R_t), radial velocity for the magnetic cases deviate the most from the non-magnetic Shakura & Sunyaev profile. Radial velocity for the non-magnetic case is higher than all the magnetic cases. As reported in¹ the solutions differ because the inner disc gets truncated at a larger distance due to magnetically induced accretion.
- Expressions of boundary radii separating distinct disc regions have been obtained in the magnetic case. We report that the correction term k helps to shrink the radiation pressure dominated disc with its effect increasing as magnetic parameter β increases. However if mass transfer rate is high it can overpower the magnetic influences of the central object and the disc will revert back to non-magnetic form. The magnetic term k is also involved in reducing the radial extent upto which electron scattering continue to be the dominant source of opacity. Thus for a highly magnetic neutron star (large β) with low mass accretion rate, Kramers opacity can be valid all

throughout the disc as the inner disc is unlikely to be present.

- We also report necessary modification to viscous timescales (t_{vis}) in both inner and outer discs due to the presence of the magnetic correction term. Such modifications increases t_{vis} by many folds in the inner disc while the outer disc regions are not severely affected.

As a final note we add that the model presented in this work could be beneficial for studying the inner discs of LXMBs with very high accretion rates coupled with magnetic fields of the order of $B \sim 10^8 - 10^{10}G$.

Acknowledgments

We thank K. Sriram for useful criticism and suggestions. We also thank P.K. Sahoo and Biswajit Pandey for constant support and motivation. Most of the work was done when the author was an undergraduate student at Osmania University. We are very much grateful to the honorable referee for the illuminating suggestions that have significantly improved our work in terms of research quality and presentation.

References

1. Matthews O. M., et. al., MNRAS, **356**, 66 (2005).
2. Shakura N. I., Sunyaev R. A., A& A, **24**, 337 (1973).
3. Armitage P. J., Clarke C. J., MNRAS, **280**, 458 (1996).
4. Brandenburg A., Campbell C. G., MNRAS, **298**, 223 (1998).
5. Schenker K., King A. R., Kolb U., Wynn G. A., Zhang Z., MNRAS, **337**, 110 (2002).
6. Pringle J. E., Rees M. J., A& A, **21**, 1 (1972).
7. Romanova M. M., Toropina O. D., Toropin Y. M., Lovelace R. V. E., ApJ, **588**, 400 (2003).
8. Konigl A., ApJ, **370**, L39 (1990)
9. Armitage P. J., Clarke C. J., Tout C. A., MNRAS, **304**, 425 (1999).
10. Lightman, A. P., and Eardley, D. M., ApJ, **187**, L1 (1974).
11. Shakura, N. I., and Sunyaev, R. A., MNRAS, **175**, 613 (1976).
12. Shibazaki, N., and Hoshi, R., Progress Theoret. Phys., **54**, 706 (1975).
13. Frank J., King A. R., Raine D. J., 2002, Accretion Power in Astrophysics, 3rd edn. Cambridge Univ. Press, Cambridge
14. Marthijn de K., Geoffrey V. B., & Zdenka K., Publ. Astron. Soc. **16**, 225 (1999).
15. Galeev, A. A., Rosner, R., & Vaiana, G. S., ApJ, **229**, 318 (1979).