

# Superconductivity without insulating states in twisted bilayer graphene stabilized by monolayer WSe<sub>2</sub>

Harpreet Singh Arora<sup>1,2\*</sup>, Robert Polski<sup>1,2\*</sup>, Yiran Zhang<sup>1,2,3\*</sup>, Alex Thomson<sup>2,3,4</sup>, Youngjoon Choi<sup>1,2,3</sup>, Hyunjin Kim<sup>1,2,3</sup>, Zhong Lin<sup>5</sup>, Ilham Zaky Wilson<sup>5</sup>, Xiaodong Xu<sup>5,6</sup>, Jiun-Haw Chu<sup>5</sup>, Kenji Watanabe<sup>7</sup>, Takashi Taniguchi<sup>7</sup>, Jason Alicea<sup>2,3,4</sup> and Stevan Nadj-Perge<sup>1,2†</sup>

<sup>1</sup>*T. J. Watson Laboratory of Applied Physics, California Institute of Technology, 1200 East California Boulevard, Pasadena, California 91125, USA*

<sup>2</sup>*Institute for Quantum Information and Matter, California Institute of Technology, Pasadena, California 91125, USA*

<sup>3</sup>*Department of Physics, California Institute of Technology, Pasadena, California 91125, USA*

<sup>4</sup>*Walter Burke Institute for Theoretical Physics, California Institute of Technology, Pasadena, California 91125, USA*

<sup>5</sup>*Department of Physics, University of Washington, Seattle, Washington 98195, USA*

<sup>6</sup>*Department of Materials Science and Engineering, University of Washington, Seattle, WA 98195, USA*

<sup>7</sup>*National Institute for Materials Science, Namiki 1-1, Tsukuba, Ibaraki 305 0044, Japan*

*\*These authors contributed equally to this work*

*†Correspondence: s.nadj-perge@caltech.edu*

**Magic-angle twisted bilayer graphene (TBG), with rotational misalignment close to  $1.1^\circ$ , features isolated flat electronic bands that host a rich phase diagram of correlated insulating, superconducting, ferromagnetic, and topological phases<sup>1–6</sup>. The origins of the correlated insulators and superconductivity, and the interplay between them, are particularly elusive due to the sensitivity of these correlated states to microscopic details. Both states have been previously observed only for angles within  $\pm 0.1^\circ$  from the magic-angle value and occur in adjacent or overlapping electron density ranges; nevertheless, it is still unclear how the two states are related. Beyond the twist angle and strain, the dependence of the TBG phase diagram on the alignment<sup>4,6</sup> and thickness of insulating hexagonal boron nitride (hBN)<sup>7,8</sup> used to encapsulate the graphene sheets indicates the importance of the microscopic dielectric environment. Here we show that adding an insulating tungsten-diselenide (WSe<sub>2</sub>) monolayer between hBN and TBG stabilizes superconductivity at twist angles much smaller than the established magic-angle value. For the smallest angle of  $\theta = 0.79^\circ$ , we still observe clear superconducting signatures, despite the complete absence of the correlated insulating states and vanishing gaps between the dispersive and flat bands. These observations demonstrate that, even though electron correlations may be important, superconductivity in TBG can exist even when TBG exhibits metallic behaviour across the whole range of electron density. Finite-magnetic-field measurements further reveal breaking of the four-fold spin-valley symmetry in the system, consistent with large spin-orbit coupling induced in TBG via proximity to WSe<sub>2</sub>. The survival of superconductivity in the presence of spin-orbit coupling imposes additional constraints on the likely pairing channels. Our results highlight the importance of**

## symmetry breaking effects in stabilizing electronic states in TBG and open new avenues for engineering quantum phases in moiré systems.

Strongly correlated electron systems often exhibit a variety of quantum phases with similar ground-state energies, separated by phase boundaries that depend sensitively on microscopic details. Twisted bilayer graphene, with twist angle close to the magic angle  $\theta_M \approx 1.1^\circ$ , has recently emerged as a highly tunable platform with an exceptionally rich phase diagram<sup>1,2</sup> hosting correlated insulating states, superconductivity, and ferromagnetism<sup>3–6</sup>. Strong correlations in TBG originate from the non-dispersive (flat) bands that are created by the hybridization of the graphene sheets<sup>9</sup> and are isolated from the rest of the energy spectrum by an energy gap  $\sim 30$  meV<sup>10,11</sup>. Previous transport experiments on magic-angle TBG found that the correlated insulators are often accompanied by superconductivity in a narrow range  $\pm 0.1^\circ$  around  $\theta_M$ <sup>1,3,7,8,12</sup>, with signatures of these states observed down to  $0.93^\circ$ <sup>13</sup>. Close to  $\theta_M$ , the correlated insulators develop at electron densities that correspond to an integer number  $\nu$  of electrons per moiré unit and are surrounded by intermittent pockets of superconductivity<sup>5</sup>; both phases appear most frequently around  $\nu = \pm 2^{2,3}$ . Away from  $\theta_M$ , however, both phases are suppressed as the effects of electron-electron interactions quickly diminish due to a rapid increase of the flat-band bandwidth and corresponding dominance of kinetic energy<sup>1,9</sup>. In addition to the TBG twist angle, the physics of the correlated phases is also affected by the hBN employed as a high-quality dielectric. In particular, since hBN and graphene exhibit similar crystal lattices, the relative alignment between the hBN and TBG is critical. For example, a ferromagnetic state near  $\nu = +3$  was observed in devices where hBN aligns with TBG<sup>4,6</sup>. However, in such devices the band structure of the flat bands is strongly altered<sup>6</sup>, and superconductivity—typically observed when hBN and TBG are misaligned—is absent. Recent work using a very thin hBN layer separating a back gate from TBG additionally suggests that electrostatic screening plays a prominent role in the appearance of insulating and superconducting states<sup>7</sup>. These experiments exemplify the effects of hBN layers on the phase diagram in hBN-TBG-hBN structures and highlight the importance of understanding how microscopic details of the dielectric environment alter the properties of correlated phases.

Here, instead of the usual hBN-TBG-hBN structures, we investigate devices made from hBN-TBG-WSe<sub>2</sub>-hBN van der Waals stacks in which a monolayer of WSe<sub>2</sub> resides between the top hBN and TBG (Fig. 1a). Our stacks are assembled using a modified ‘tear and stack’ technique where the ‘tearing’ and ‘stacking’ of TBG is facilitated by monolayer WSe<sub>2</sub>; see Methods and Extended Data Fig. 1 for fabrication details. Like hBN, flakes of transition metal dichalcogenides, such as WSe<sub>2</sub>, can be used as a high-quality insulating dielectric for graphene-based devices<sup>14</sup>; however, the two van der Waals dielectrics differ in several ways that may alter the TBG band structure. First, unlike hBN, the WSe<sub>2</sub> and graphene lattice constants differ significantly (0.353 nm for WSe<sub>2</sub> and 0.246 nm for graphene, Fig. 1b). This mismatch implies that the moiré pattern formed between TBG and WSe<sub>2</sub> has a maximum lattice constant  $\sim 1$  nm, in other words, much smaller than that formed in small-angle TBG ( $> 10$  nm). Second, it is well-established that WSe<sub>2</sub> can induce a spin-orbit interaction (SOI) in graphene via van der Waals proximity<sup>15,16</sup>. And finally, due to hybridization effects, WSe<sub>2</sub> may also change both the Fermi velocity of the proximitized

graphene sheet and the system's phonon spectrum. We chose to use monolayer WSe<sub>2</sub> in particular because of its large band gap<sup>17</sup> that allows applying a large range of gate voltages. It has also been suggested previously that a monolayer induces larger spin-orbit coupling in graphene compared to a few-layer WSe<sub>2</sub><sup>18</sup>.

We have studied three TBG-WSe<sub>2</sub> devices and show results for two of them in the main text (see Extended Data Fig. 4 for data from an additional device). Surprisingly, we find robust superconductivity in all studied TBG-WSe<sub>2</sub> structures, even for twist angles far outside of the previously established range. Fig. 1c-e shows the temperature dependence of resistance over three TBG regions corresponding to angles  $\theta = 0.97^\circ$ ,  $\theta = 0.87^\circ$  and  $\theta = 0.79^\circ$ ; in all cases superconducting transitions are clearly visible. Aside from the drop in  $R_{xx}$  to zero, we also observe well-resolved Fraunhofer-like patterns for all three angles (Figs. 1f-1h), qualitatively similar to the typical hBN-TBG-hBN devices<sup>2,3,5</sup>. The small periodic modulations of the critical current in magnetic field have been previously attributed to the presence of Josephson junctions in the system, independently corroborating the presence of superconducting correlations. In our devices, we typically see periods of 1.5-3 mT that, if interpreted as the effective junction area  $S \sim 0.67\text{--}1.33 \mu\text{m}^2$ , are consistent with the device geometry.

For the largest angle  $\theta = 0.97^\circ$ , a superconducting pocket emerges on the hole side near  $\nu = -2$  with a maximal transition temperature  $T_c \approx 0.8$  K. To our knowledge, this already is the smallest angle for which superconductivity has been observed for hole doping. Careful inspection reveals another weak superconductivity pocket close to  $\nu = +2$  (the behavior at low fields is displayed in Extended Data Fig. 6). However, despite the small twist angle—falling outside the  $\theta_M \pm 0.1^\circ$  range—the observed phase diagram resembles that of regular high-quality magic-angle hBN-TBG-hBN structures<sup>2,5</sup>. For this angle, correlated insulating states are also observed for filling factors  $\nu = +2, +3$  with activation gaps of  $\Delta_{+2} = 0.68$  meV and  $\Delta_{+3} = 0.08$  meV, whereas at other filling factors correlated states are less developed and do not show insulating behavior (see Fig. 2f and Extended Data Fig. 3).

Although superconductivity persists for all three angles, the correlated insulators are quickly suppressed as the twist angle is reduced. This suppression is not surprising, as for angles below  $\theta_M$ , the bandwidth increases rapidly and, moreover, the characteristic correlation energy scale  $e^2/4\pi\epsilon L_m$  also diminishes due to an increase in the moiré periodicity  $L_m = a/\sin(\theta/2)$  ( $a = 0.246$  nm denotes the graphene lattice constant)<sup>1,9,10,19–21</sup>. For the lower angle of  $\theta = 0.87^\circ$  correlated-insulating behavior is heavily suppressed at all filling factors. In Fig. 1d a peak in longitudinal resistance versus density is visible only around  $\nu = +2$  above the superconducting transition ( $T_c = 600\text{--}800$  mK). Data for a larger temperature range (Fig. 2a-b) shows that the resistance peak near  $\nu = +2$  survives up to  $T = 30$  K, and also reveals a new peak near  $\nu = +1$  in the temperature range 10-35 K. These observations suggest that electron correlations remain strong, though the corresponding states appear to be metallic as the overall resistance increases with temperature. For this angle, we measure activation gaps at full filling (i.e., at  $\nu = \pm 4$ ) of  $\Delta_{+4} = 8.3$  meV and  $\Delta_{-4} = 2.8$  meV (Fig. 2e)—far smaller than the gaps around  $\theta_M$ , in line with previous results that report a

disappearance of the band gap separating dispersive and flat bands at around  $\theta = 0.8^\circ$ <sup>11,22</sup>.

At the smallest angle,  $\theta = 0.79^\circ$ , along with the lack of insulating states at any partial filling, the resistance at full filling is even more reduced (Fig. 2c-d). The relatively low resistances  $< 2 \text{ k}\Omega$  measured at full filling—which are less than 15% of the resistance at the charge neutrality point (CNP)—suggest a semi-metallic band structure around full filling, consistent with theoretical expectations for TBG at  $\theta = 0.79^\circ$ <sup>22</sup> and the resistivity of a dilute 2D electron gas<sup>23</sup>. We emphasize, however, that despite the absence of both full-filling band gaps and correlated insulators, the superconducting low-resistance pocket near  $\nu = +2$  is clearly resolved (Figs. 1e and 1h).

Both the disappearance of the correlated insulators and the vanishing gap between flat and dispersive bands for low angles suggest that the additional WSe<sub>2</sub> monolayer does not significantly change the magic angle. Since superconductivity survives to much lower angles compared to correlated insulating states, the two phenomena appear to have different origins<sup>7,8</sup>. Note also that the close proximity of the dispersive bands does not seem to have a major impact on the superconducting phase. While these findings are not consistent with a scenario wherein superconductivity descends from a Mott-like insulating state as in high- $T_c$  superconductors<sup>24</sup>, we do emphasize that electron correlations may still prove essential for the development of superconductivity. For instance, even for the smallest angle of  $\theta = 0.79^\circ$ , the superconducting pocket is seemingly pinned to the vicinity of  $\nu = 2$ . Additionally, as shown in Fig. 2, at higher temperatures residual  $R_{xx}$  peaks can still appear at certain integer filling factors despite the absence of gapped correlated insulating states. It is thus hard to rule out the possibility that superconductivity arises from correlated states of metallic nature that may be present at smaller angles and near integer values of  $\nu$  in analogy to other exotic superconducting systems<sup>25–27</sup>.

Measurements in finite magnetic field reveal further insights into the physics of TBG-WSe<sub>2</sub> structures (Fig. 3). Surprisingly, for all three angles we find that even at modest magnetic fields, above  $B = 1 \text{ T}$ , gaps between Landau levels are well-resolved, showing a fan diagram that diverges from the CNP. The slopes of the dominant sequence of  $R_{xx}$  minima correspond to even-integer Landau level fillings  $\pm 2, \pm 4, \pm 6$ , etc.—indicating broken four-fold (spin-valley flavor) symmetry. By contrast, the majority of previous transport experiments<sup>2,3</sup> near the magic angle report a Landau-fan sequence  $\pm 4, \pm 8, \pm 12$  at the CNP, with broken-symmetry states being only occasionally observed at the lowest Landau level (corresponding to the  $\pm 2$  sequence)<sup>4,5,28</sup>. In addition to  $R_{xx}$  minima corresponding to the gaps between Landau levels, we also measured quantized Hall conductance plateaus, further corroborating the two-fold symmetry and indicating the low disorder in the measured TBG areas. Note also that for the smallest angle ( $\theta = 0.79^\circ$ ) we do not observe obvious signatures of correlated insulating states near  $\nu = 2$  up to  $B = 4 \text{ T}$ .

The observed two-fold degeneracy is consistent with a scenario in which the TBG band structure is modified by the spin-orbit interaction (SOI) inherited from the WSe<sub>2</sub> monolayer (Fig. 4). Previous works established that WSe<sub>2</sub> can induce large SOI of both Ising and Rashba type into

monolayer and bilayer graphene<sup>15,16</sup>, and it is therefore reasonable to assume that the SOI is similarly generated in the upper (proximitized) layer of TBG in our devices. Continuum-model calculations taking into account this effect show that the SOI lifts the degeneracy of both flat and dispersive bands, thereby breaking four-fold spin-valley symmetry. In a finite magnetic field, the resulting Landau levels then descend from Kramer’s states that are only two-fold degenerate. Odd steps—which are not generated by the SOI—are occasionally observed for low angles. We attribute these steps to additional symmetry breaking, possibly due to correlation effects originating either from flat-band physics or simply a magnetic-field-induced effect at low electronic densities.

Induced SOI can additionally constrain the nature of the TBG phase diagram. In particular, the SOI acts as an explicit symmetry-breaking field that further promotes instabilities favoring compatible symmetry-breaking patterns while suppressing those that do not. The relative robustness of the  $\nu = 2$  correlated insulator in our  $\theta = 0.97^\circ$  device suggests that interactions favor re-populating bands<sup>29,30</sup> in a manner that also satisfies the spin-orbit energy. Furthermore, the survival of superconductivity with SOI constrains the plausible pairing channels—particularly given the dramatic spin-orbit-induced Fermi-surface deformations that occur at  $\nu = +2$  (Fig. 4). Superconductivity in our low-twist-angle devices, for instance, is consistent with Cooper pairing of time-reversed partners that remain resonant with SOI. Thus the stability of candidate insulating and superconducting phases to the SOI provides a nontrivial constraint for theory<sup>31–35</sup>. The integration of monolayer WSe<sub>2</sub> demonstrates the impact of the van der Waals environment and proximity effects on the rich phase diagram of TBG. In a broader context, this approach opens the future prospect of controlling the range of novel correlated phases available in TBG and similar structures by carefully engineering the surrounding layers, and it highlights a key tool for disentangling the mechanisms driving the different correlated states.

## References:

1. Cao, Y. *et al.* Correlated insulator behaviour at half-filling in magic-angle graphene superlattices. *Nature* **556**, 80–84 (2018).
2. Cao, Y. *et al.* Unconventional superconductivity in magic-angle graphene superlattices. *Nature* **556**, 43–50 (2018).
3. Yankowitz, M. *et al.* Tuning superconductivity in twisted bilayer graphene. *Science* **363**, 1059–1064 (2019).
4. Sharpe, A. L. *et al.* Emergent ferromagnetism near three-quarters filling in twisted bilayer graphene. *Science* **365**, 605–608 (2019).
5. Lu, X. *et al.* Superconductors, orbital magnets and correlated states in magic-angle bilayer graphene. *Nature* **574**, 653–657 (2019).
6. Serlin, M. *et al.* Intrinsic quantized anomalous Hall effect in a moiré heterostructure. *Science* (2019).

7. Stepanov, P. *et al.* The interplay of insulating and superconducting orders in magic-angle graphene bilayers. *arXiv:1911.09198 [cond-mat]* (2019). 1911.09198.
8. Saito, Y., Ge, J., Watanabe, K., Taniguchi, T. & Young, A. F. Decoupling superconductivity and correlated insulators in twisted bilayer graphene. *arXiv:1911.13302 [cond-mat]* (2019). 1911.13302.
9. Bistritzer, R. & MacDonald, A. H. Moiré bands in twisted double-layer graphene. *Proceedings of the National Academy of Sciences* **108**, 12233–12237 (2011).
10. Choi, Y. *et al.* Electronic correlations in twisted bilayer graphene near the magic angle. *Nature Physics* **15**, 1174–1180 (2019).
11. Polshyn, H. *et al.* Large linear-in-temperature resistivity in twisted bilayer graphene. *Nature Physics* **15**, 1011–1016 (2019).
12. Cao, Y. *et al.* Strange metal in magic-angle graphene with near Planckian dissipation. *arXiv:1901.03710 [cond-mat]* (2019). 1901.03710.
13. Codecido, E. *et al.* Correlated insulating and superconducting states in twisted bilayer graphene below the magic angle. *Science Advances* **5**, eaaw9770 (2019).
14. Kretinin, A. V. *et al.* Electronic Properties of Graphene Encapsulated with Different Two-Dimensional Atomic Crystals. *Nano Letters* **14**, 3270–3276 (2014).
15. Island, J. O. *et al.* Spin–orbit-driven band inversion in bilayer graphene by the van der Waals proximity effect. *Nature* **571**, 85–89 (2019).
16. Wang, D. *et al.* Quantum Hall Effect Measurement of Spin–Orbit Coupling Strengths in Ultraclean Bilayer Graphene/WSe<sub>2</sub> Heterostructures. *Nano Letters* **19**, 7028–7034 (2019).
17. Wilson, N. R. *et al.* Determination of band offsets, hybridization, and exciton binding in 2D semiconductor heterostructures. *Science Advances* **3**, e1601832 (2017).
18. Wakamura, T. *et al.* Spin-orbit interaction induced in graphene by transition metal dichalcogenides. *Physical Review B* **99**, 245402 (2019).
19. Kerelsky, A. *et al.* Maximized electron interactions at the magic angle in twisted bilayer graphene. *Nature* **572**, 95–100 (2019).
20. Xie, Y. *et al.* Spectroscopic signatures of many-body correlations in magic-angle twisted bilayer graphene. *Nature* **572**, 101–105 (2019).
21. Jiang, Y. *et al.* Charge order and broken rotational symmetry in magic-angle twisted bilayer graphene. *Nature* **573**, 91–95 (2019).
22. Koshino, M. *et al.* Maximally Localized Wannier Orbitals and the Extended Hubbard Model for Twisted Bilayer Graphene. *Physical Review X* **8**, 031087 (2018).

23. Lilly, M. P. *et al.* Resistivity of Dilute 2D Electrons in an Undoped GaAs Heterostructure. *Physical Review Letters* **90**, 056806 (2003).
24. Lee, P. A., Nagaosa, N. & Wen, X.-G. Doping a Mott insulator: Physics of high-temperature superconductivity. *Reviews of Modern Physics* **78**, 17–85 (2006).
25. Stewart, G. R. Heavy-fermion systems. *Reviews of Modern Physics* **56**, 755–787 (1984).
26. Ardavan, A. *et al.* Recent Topics of Organic Superconductors. *Journal of the Physical Society of Japan* **81**, 011004 (2011).
27. Stewart, G. R. Superconductivity in iron compounds. *Reviews of Modern Physics* **83**, 1589–1652 (2011).
28. Uri, A. *et al.* Mapping the twist angle and unconventional Landau levels in magic angle graphene. *arXiv:1908.04595 [cond-mat]* (2019). 1908.04595.
29. Zondiner, U. *et al.* Cascade of Phase Transitions and Dirac Revivals in Magic Angle Graphene. *arXiv:1912.06150 [cond-mat]* (2019). 1912.06150.
30. Wong, D. *et al.* Cascade of transitions between the correlated electronic states of magic-angle twisted bilayer graphene. *arXiv:1912.06145 [cond-mat]* (2019). 1912.06145.
31. Guinea, F. & Walet, N. R. Electrostatic effects, band distortions, and superconductivity in twisted graphene bilayers. *Proceedings of the National Academy of Sciences* **115**, 13174–13179 (2018).
32. You, Y.-Z. & Vishwanath, A. Superconductivity from valley fluctuations and approximate SO(4) symmetry in a weak coupling theory of twisted bilayer graphene. *npj Quantum Materials* **4**, 1–12 (2019).
33. Lian, B., Wang, Z. & Bernevig, B. A. Twisted Bilayer Graphene: A Phonon-Driven Superconductor. *Physical Review Letters* **122**, 257002 (2019).
34. Kozii, V., Isobe, H., Venderbos, J. W. F. & Fu, L. Nematic superconductivity stabilized by density wave fluctuations: Possible application to twisted bilayer graphene. *Physical Review B* **99**, 144507 (2019).
35. Gu, X. *et al.* Antiferromagnetism and chiral d-wave superconductivity from an effective  $t$ - $J$ - $D$  model for twisted bilayer graphene. *arXiv:1902.00029 [cond-mat]* (2019). 1902.00029.
36. Cao, Y. *et al.* Superlattice-Induced Insulating States and Valley-Protected Orbits in Twisted Bilayer Graphene. *Physical Review Letters* **117**, 116804 (2016).

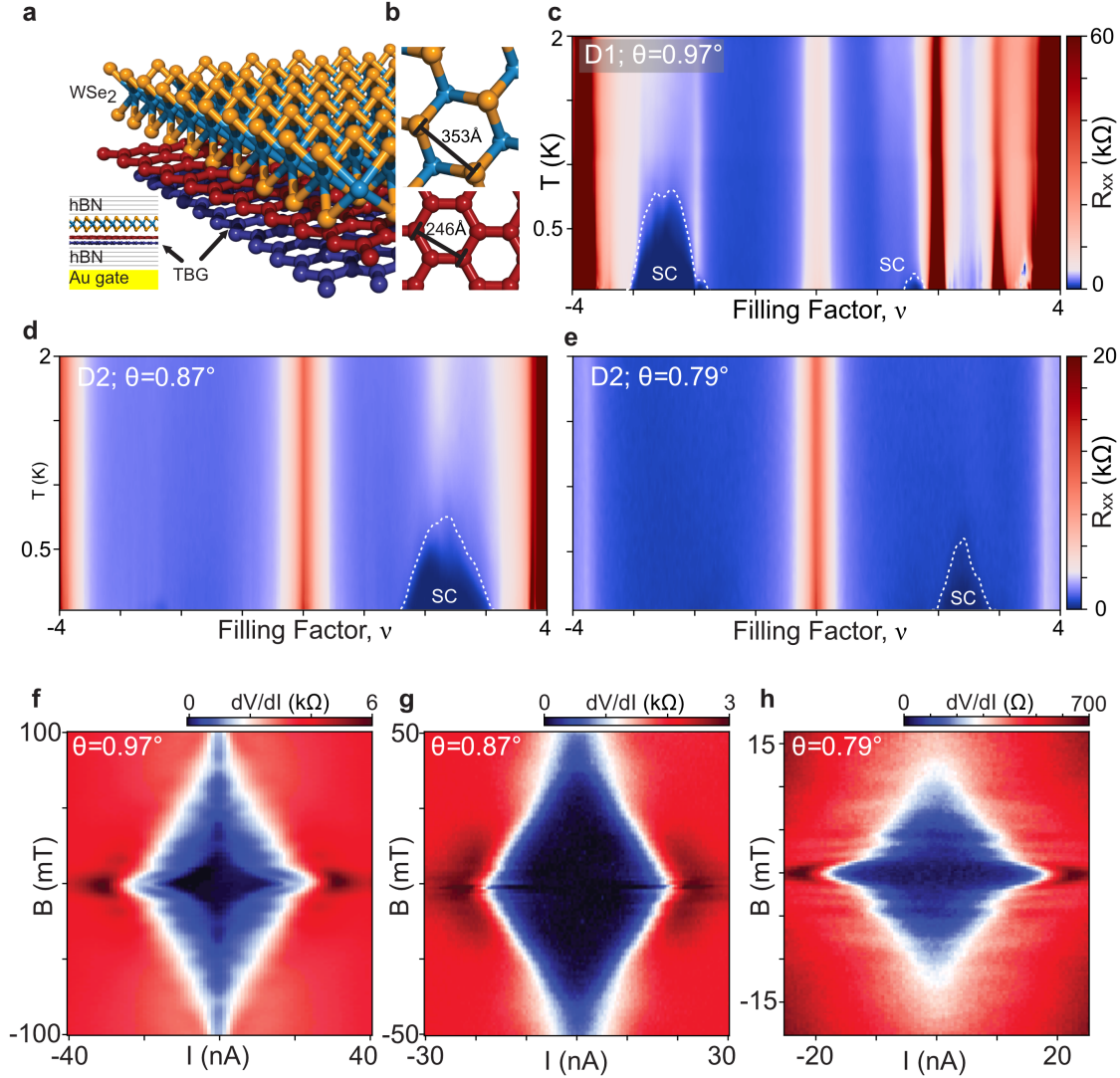
**Acknowledgments:** We acknowledge discussions with Hechen Ren, Ding Zhong, Yang Peng, Gil Refael, Felix von Oppen, Jim Eisenstein, and Patrick Lee. The device nanofabrication was performed at the Kavli Nanoscience Institute (KNI) at Caltech. **Funding:** This work was supported

by NSF through program CAREER DMR-1753306 and grant DMR-1723367, Gist-Caltech memorandum of understanding and the Army Research Office under Grant Award W911NF-17-1-0323. Nanofabrication performed by Y.Z. has been supported by DOE-QIS program (DE-SC0019166). J.A. and S.N.-P. also acknowledge the support of IQIM (NSF funded physics frontiers center). A.T. and J.A. are grateful for support from the Walter Burke Institute for Theoretical Physics at Caltech and the Gordon and Betty Moore Foundation's EPiQS Initiative, Grant GBMF8682. The material synthesis at UW was supported as part of Programmable Quantum Materials, an Energy Frontier Research Center funded by the U.S. Department of Energy (DOE), Office of Science, Basic Energy Sciences (BES), under award DE-SC0019443 and the Gordon and Betty Moore Foundation's EPiQS Initiative, Grant GBMF6759 to J.-H.C.

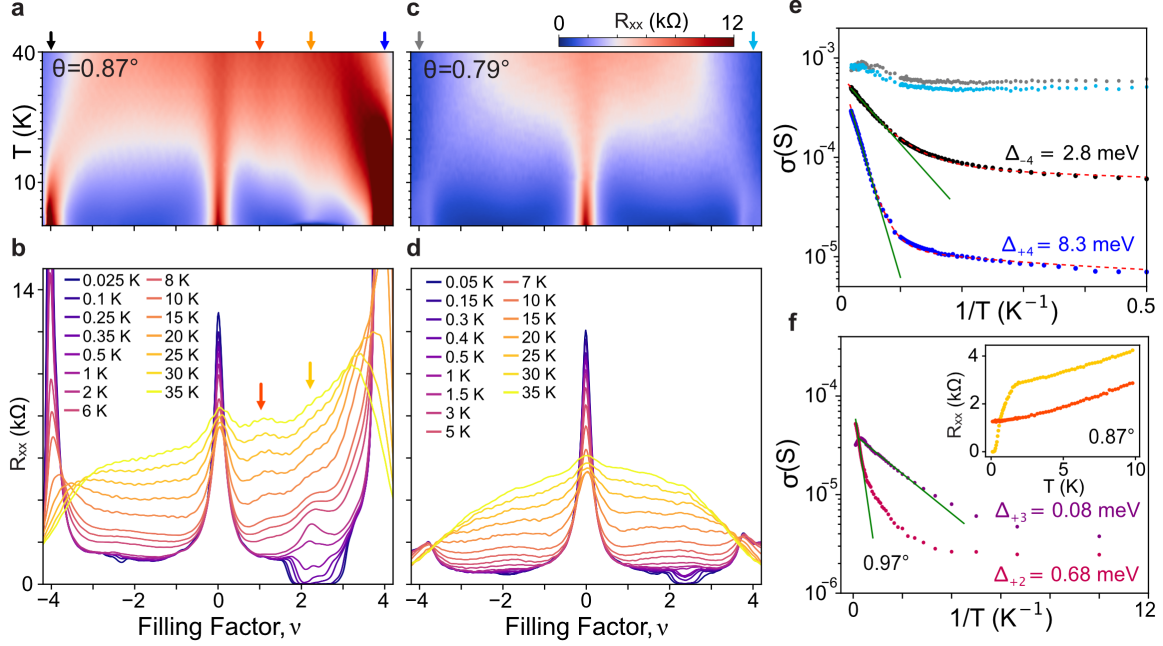
**Author Contribution:** H.A., R.P., Y.Z., and S.N.-P. designed the experiment. H.A. made the TBG-WSe<sub>2</sub> devices assisted by Y.Z., H.K. and Y.C. H.A. and R.P., performed the measurements. Y.Z. performed measurements on initial TBG devices. H.A., R.P., and S.N.-P. analyzed the data. A.T. and J.A. developed the continuum model that includes spin-orbit interaction and performed model calculations. Z.L., I.Z.W., X.X., and J.-H.C. provided WSe<sub>2</sub> crystals. K.W. and T.T. provided hBN crystals. H.A., R.P., Y.Z., A.T., J.A., and S.N.-P. wrote the manuscript with input from other authors. S.N.-P. supervised the project.

**Data availability:** The data that support the findings of this study are available from the corresponding authors on reasonable request.

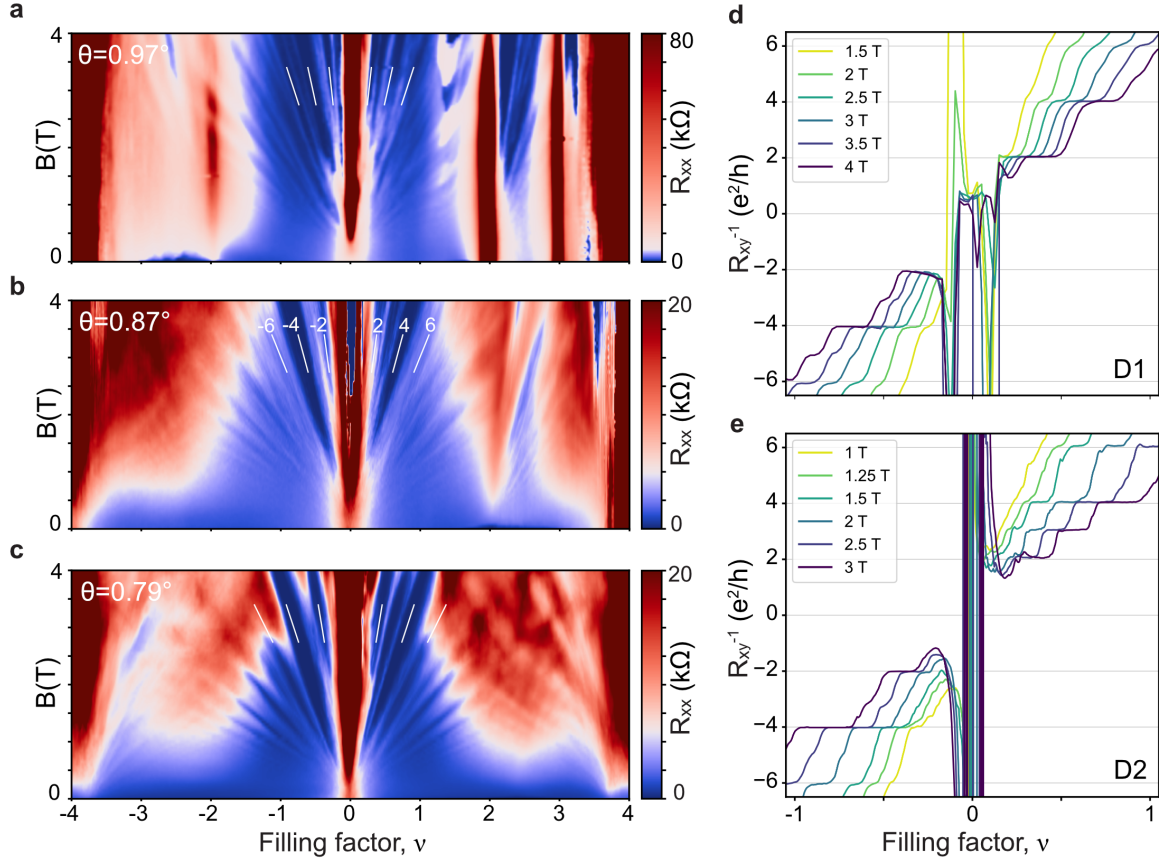




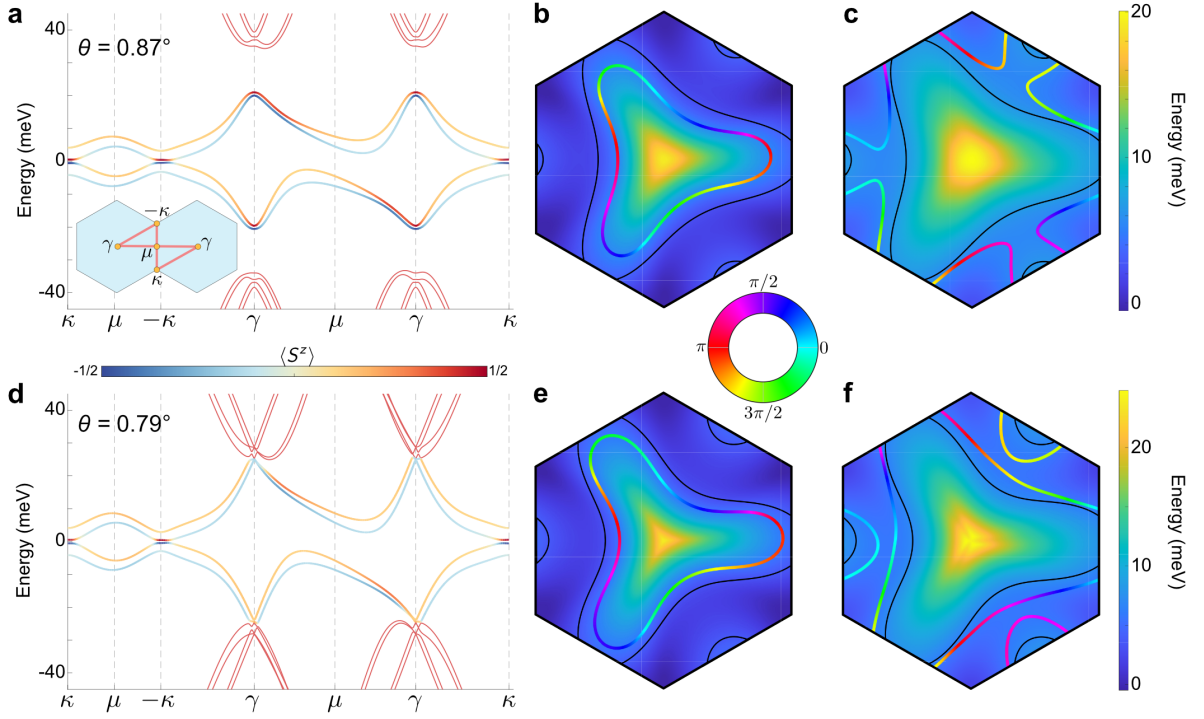
**Figure 1 | Superconductivity in small-angle TBG-WSe<sub>2</sub> structures.** **a**, Schematic of the TBG-WSe<sub>2</sub> structure showing the crystal lattice of two graphene layers (red and blue) and WSe<sub>2</sub> (yellow and cyan). Inset: Complete structure including encapsulating hBN layers on top and bottom and a gold back-gate. **b**, Top view of WSe<sub>2</sub> and graphene, indicating different unit-cell sizes. **c-e**, Longitudinal resistance  $R_{xx}$  vs. temperature and electron density, expressed as a flat-band filling factor  $\nu$ , for devices D1 and D2 and angles  $\theta = 0.97^\circ$ , **c**;  $\theta = 0.87^\circ$ , **d**; and  $\theta = 0.79^\circ$ , **e**. In device D2, adjacent sets of electrodes have slightly different twist angle, as explained in the Methods section. Superconducting domes (SC) are indicated by a dashed line that delineates half of the resistance measured at 2 K (except for the electron-side dome for  $0.97^\circ$ , for which the normal temperature used was taken at 1K). **f-h**, Fraunhofer-like interference patterns, typically observed in TBG superconducting devices, for the three contact pairs ( $\theta = 0.97^\circ$ ,  $\nu = -2.40$ , **f**;  $\theta = 0.87^\circ$ ,  $\nu = 1.96$  **g**; and  $\theta = 0.79^\circ$ ,  $\nu = 2.30$ , **h**).



**Figure 2 | Absence of correlated insulating states and diminished gap between flat and dispersive bands.** **a-d**, Larger-temperature-range data showing  $R_{xx}$  as a function of filling factor  $\nu$  for  $\theta = 0.87^\circ$  (**a,b**) and  $\theta = 0.79^\circ$  (**c,d**). Line cuts shown in **b** (**d**) are taken from the same data set as **a** (**c**). **e**, Conductance vs.  $1/T$  for full filling  $\nu = \pm 4$  extracted from the data in **a** (blue and black) and **c** (cyan and gray). Green and red lines are fits for  $\theta = 0.87^\circ$  to a model that includes only activation (green) and both activation and variable-range hopping of the form  $\exp[-(T_0/T)^{1/3}]$ <sup>36</sup> (red). The gap values shown are extracted from the activation only fits (to the form of  $\sigma \propto e^{-\Delta/2k_B T}$ ); the more complete model gives similar gap values of  $\Delta_{+4} = 9.4$  meV and  $\Delta_{-4} = 3.7$  meV. The behavior for  $\theta = 0.79^\circ$  shows much smaller variation in temperature. **f**, Conductance vs.  $1/T$  for partial filling factors  $\nu = \pm 2$  for  $0.97^\circ$  showing insulating behavior. In contrast, for  $0.87^\circ$  partial fillings  $\nu = \pm 2$  show metallic behavior, see inset.



**Figure 3 | Breaking of the four-fold degeneracy.** **a-c**, Longitudinal resistance  $R_{xx}$  as a function of magnetic field and  $\nu$  for the three contacts pairs yielding  $\theta = 0.97^\circ$ ,  $\theta = 0.87^\circ$ , and  $\theta = 0.79^\circ$ . In contrast to typical hBN-TBG-hBN devices, here the dominant sequence in the Landau fan is  $\pm 2, \pm 4, \pm 6$  indicating breaking of the four fold (spin-valley) symmetry. **d-e**, Hall conductance for devices D1 ( $\theta = 0.97^\circ$ ) and D2 showing quantized steps around the CNP with steps corresponding to  $\pm 2, \pm 4$  and  $\pm 6$  being pronounced down to 1.5 T.



**Figure 4 | Spin-orbit effect on TBG band structure.** Continuum-modeling results for valley  $K$  that include Ising and Rashba spin-orbit coupling at  $0.87^\circ$ (**a-c**) and  $0.79^\circ$ (**d-f**) twist angles. Details are given in the Methods section. (**a, d**) Band structure along high-symmetry directions of the Brillouin zone indicated in the inset. The line color represents the out-of-plane spin projection,  $\langle S_z \rangle$ . (**b, c**) and (**e, f**) Energy of the upper pair of flat conduction bands, including spin-orbit coupling. Colored lines show the Fermi surfaces at  $\nu = +2$ , with the color indicating the in-plane spin projection. The out-of-plane projection is largely constant along these surfaces and may therefore be deduced from **a** and **d**. Black lines correspond to the Fermi surface without SOI effects. The large spin-orbit-induced Fermi-surface deformation visible here reflects the flatness of the bands near the Fermi energy. Persistence of superconductivity with such distortions constrains the likely pairing channel in TBG.