

Planar polycrystals with extremal bulk and shear moduli

Graeme W. Milton

Department of Mathematics, University of Utah, Salt Lake City, UT 84112, USA

Email: milton@math.utah.edu

Abstract

Here we consider the possible bulk and shear moduli of planar polycrystals built from a single crystal in various orientations. Previous work gave a complete characterization for crystals with orthotropic symmetry. Specifically, bounds were derived separately on the effective bulk and shear moduli, thus confining the effective moduli to lie within a rectangle in the (bulk, shear) plane. It was established that every point in this rectangle could be realized by an appropriate hierarchical laminate microgeometry, with the crystal taking different orientations in the layers, and the layers themselves being in different orientations. The bounds are easily extended to crystals with no special symmetry, but the path to constructing microgeometries that achieve every point in the rectangle defined by the bounds is considerably more difficult. We show that the two corners of the box having minimum bulk modulus are always attained by hierarchical laminates. For the other two corners we present algorithms for generating hierarchical laminates that attain them. Numerical evidence strongly suggests that the corner having maximum bulk and maximum shear modulus is always attained. For the remaining corner, with maximum bulk modulus and minimum shear modulus, it is not yet clear whether the algorithm always succeeds, and hence whether all points in the rectangle are always attained. The microstructures we use are hierarchical laminate geometries that at their core have a self-similar microstructure, in the sense that the microstructure on one length scale is a rotation and rescaling of that on a smaller length scale.

1 Introduction

This paper is a sequel to the work of Avellaneda et.al. [6] where a complete characterization was given of the possible bulk and shear moduli, κ_* and μ_* , of planar polycrystals built from a single orthotropic crystal. This was done by first finding bounds separately on κ_* and μ_* which thus define a rectangular box in the (κ_*, μ_*) -plane of feasible moduli. Then polycrystal geometries were found that attain all points in the box. Our objective is to extend this work to allow polycrystals built from crystals with elasticity tensors \mathbf{C}_0 that are not orthotropic. The extension of the bounds is straightforward, but the identification of the geometries that attain them is not. We will see that these geometries, and the associated proofs that they attain the bounds, are highly non-trivial

and quite different to those in [6]. Moreover, unlike that in [6], the approach we take completely avoids the difficulties of computing explicit expressions for the bounds and explicit expressions for the effective tensors of each microstructure used in the construction. A side comment is that the geometries were first discovered by randomly constructing hierarchical laminate geometries and finding those having effective tensors close to the bounds.

The geometries are infinite rank laminates with a type of self-similar structure as illustrated in Figure 1. They resemble three-dimensional polycrystal geometries constructed by Nesi and Milton [36] built from a biaxial crystal and having the lowest possible isotropic effective conductivity (see also [42, 12] where related construction schemes occur in the context of convexification problems). A judicious choice of basis allows us to reformulate the problem as a problem of seeking trajectories in the complex plane, having a prescribed form, that pass through a given point and which self-intersect (with the given point not being on the loop in the trajectory). From now on any use of the word trajectory will imply that they have the prescribed form.

The key idea is to look for geometries such that the associated fields satisfy the attainability conditions for the bounds. This approach has been used time and again to construct microgeometries attaining bounds derived from variational principles, or variational inequalities: for example, it was used in [25, 46, 33, 47, 17, 18, 15, 39, 1, 2, 21] to find two-component and multicomponent microgeometries attaining the Hashin-Shtrikman conductivity and bulk modulus bounds; to show that “coated laminate” geometries with an isotropic effective elasticity tensor simultaneously attain the two-phase Hashin-Shtrikman bulk and shear modulus bounds [29] (as independently explicitly established in [37, 14]); to show that infinite rank laminates attain the lower bound on the conductivity of an a three-dimensional polycrystal [36]; to show that two-phase isotropic geometries attaining the Hashin-Shtrikman conductivity bounds necessarily also attain the Hashin-Shtrikman bulk modulus bounds [16] (as also shown implicitly in [24] and explicitly in [11]) and to extend this result to anisotropic composites of two possibly anisotropic phases; and to obtain laminate polycrystal geometries attaining the Voigt and Reuss bounds on the effective bulk modulus [8]. One popular approach to obtaining bounds from variational principles is the translation method, or method of compensated compactness, of Tartar and Murat [40, 35, 41] and Lurie and Cherkasov [22, 23] (see also the books [44, 13, 28, 43]). Explicit attainability conditions on the fields for these bounds are presented in sections 25.3 and 25.4 of [28]. Following [8] and [36] we will see that it suffices to look for fields meeting the attainability conditions and the appropriate differential constraints: the associated microgeometry then follows immediately from the layout of these fields.

Referring to Figure 2, we will first prove attainability of points A and D . Due to the complexity of the problem, we do not yet have a proof that points B and C are always attained, but we do have algorithms for finding geometries that attain them. Numerical evidence of Christian Kern presented here, based on the algorithm for point B , strongly suggests that point B is attained for any choice of crystal elasticity tensor $\mathbf{C} > 0$. The question as to whether point C is always attained using the corresponding algorithm has not been investigated, as this requires exploring in a larger parameter space. In the case where all four points A, B, C , and D are attained, the procedure for finding microgeometries that attain any point within the rectangle is exactly the same as that given in Section 4.1 of [6]. These arguments additionally imply that if only the points A, D , and B are attained, then all points along the line segment joining A and D and along the line segment joining A and B are also attained.

Part of the motivation for considering this problem is the renewed interest [20, 4, 48, 10, 38, 49] in the range of possible bulk and shear moduli of isotropic composites of two isotropic phases, both for

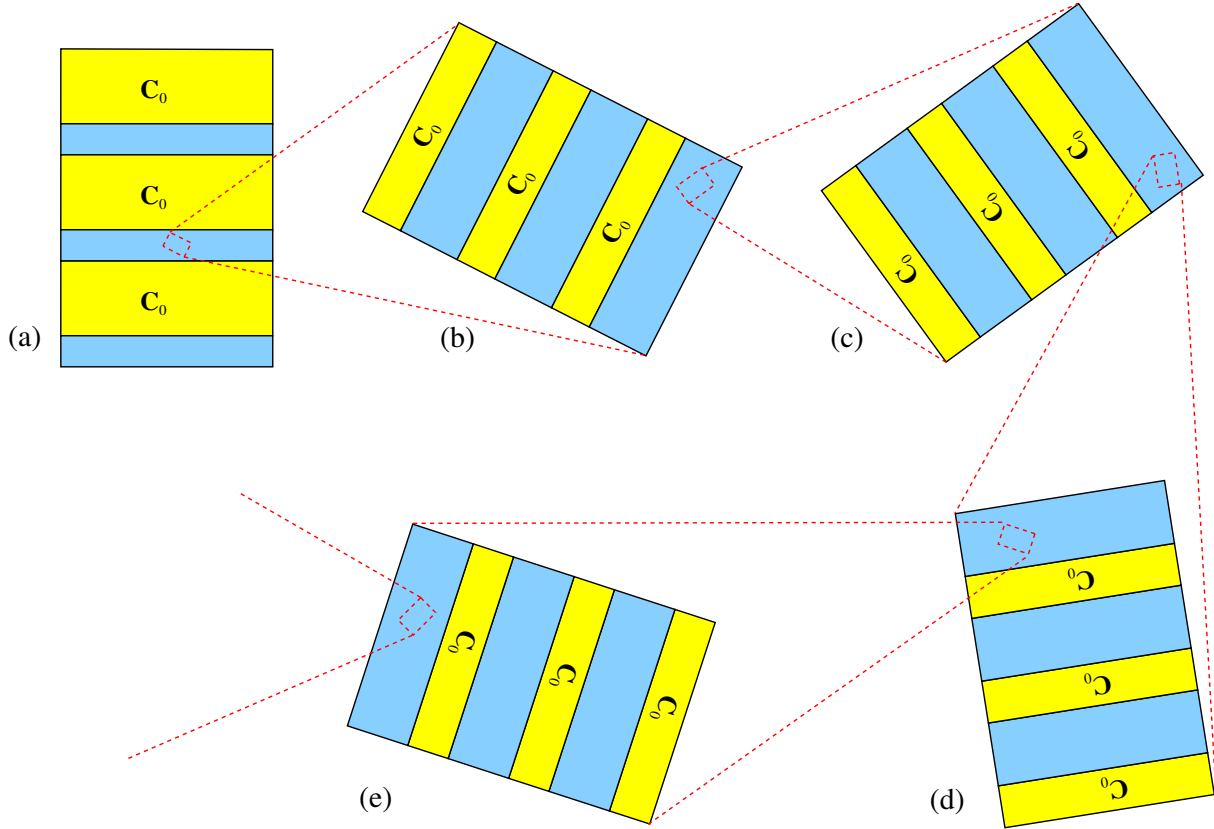


Figure 1: A schematic illustration of the family of orthotropic microstructures attaining the bounds. By rotating the material and redefining \mathbf{C}_0 to be a rotation of the original \mathbf{C}_0 , Here the blue material, that is not necessarily orthotropic, can be considered as a laminate of the original crystal and a rotation of the blue material, as in (b). Accordingly, we can iteratively replace the blue material by this laminate, as in (c), (d), (e), etc, and so the blue material itself can be regarding as a self-similar hierarchical polycrystal of the original crystal. The structure is self-similar in the sense that the structure at one length scale is a rescaling and rotation of the structure at other length scales. Ideally there should be a wide separation in length scales between the subsequent laminations. To obtain the desired isotropic material one takes the material in (a) and applies the construction scheme in [6].

planar elasticity and in the full three dimensional case, adding to earlier works reviewed in the books [13, 28, 3, 45, 43]. (There has also been work on the range of effective elasticity tensors for anisotropic composites, as surveyed in these books, with recent advances in the papers [30, 32, 31]). This interest has been driven by the advent of 3d-printing that allows one to produce tailor made microstructures. In exploring this range it is easier to produce structures with anisotropic effective elasticity tensors. One can convert them into microstructures with isotropic elasticity tensors by making polycrystals of the anisotropic structures (with the length scales in the polycrystal being much larger than the length scales in the anisotropic structures so that one can apply homogenization theory). In doing this one is faced with the question of determining the possible effective bulk and shear moduli of the polycrystal.

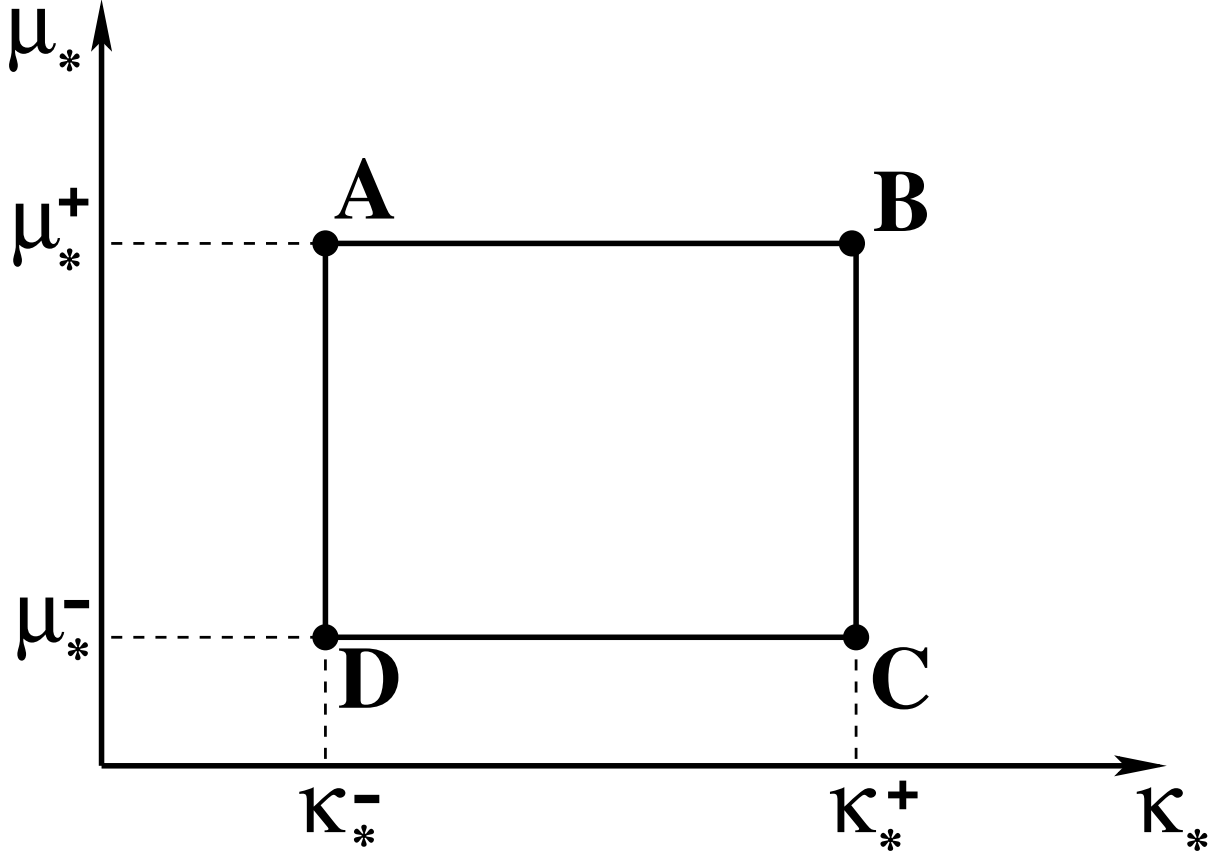


Figure 2: The bounds on the possible pairs (κ_*, μ_*) of the bulk modulus κ_* and shear modulus μ_* of isotropic planar polycrystals are given by the rectangular box, $\kappa_*^- \leq \kappa_* \leq \kappa_*^+, \mu_*^- \leq \mu_* \leq \mu_*^+$. We show that the points A and D are attained, and we provide algorithms for finding microstructures that attain the points B and C , though it is not yet clear that these algorithms always work.

2 Preliminaries

The planar linear elasticity equations in a periodic polycrystal take the form

$$\boldsymbol{\sigma}(\mathbf{x}) = \mathbf{C}(\mathbf{x})\boldsymbol{\epsilon}(\mathbf{x}), \quad \nabla \cdot \boldsymbol{\sigma} = 0, \quad \boldsymbol{\epsilon} = [\nabla \mathbf{u} + (\nabla \mathbf{u})^T]/2, \quad (2.1)$$

where $\boldsymbol{\sigma}(\mathbf{x})$, $\boldsymbol{\epsilon}(\mathbf{x})$ and $\mathbf{u}(\mathbf{x})$ are the stress, strain, and displacement field, and the elasticity fourth order tensor field $\mathbf{C}(\mathbf{x})$ with elements in Cartesian coordinates given by

$$C_{ijkl}(\mathbf{x}) = R_{ia}(\mathbf{x})R_{jb}(\mathbf{x})R_{kc}(\mathbf{x})R_{ld}\{\mathbf{C}_0\}_{abcd}, \quad (2.2)$$

where \mathbf{C}_0 is the elasticity tensor of the original crystal, with elements $\{\mathbf{C}_0\}_{abcd}$ and the periodic rotation field $\mathbf{R}(\mathbf{x})$, with elements $R_{\alpha\beta}(\mathbf{x})$ determines its orientation throughout the polycrystal. If we look for solutions where $\boldsymbol{\sigma}(\mathbf{x})$ and $\boldsymbol{\epsilon}(\mathbf{x})$ have the same periodicity as the composite, which constitutes the “cell-problem” in periodic homogenization, then their average values are linearly related, and this linear relation:

$$\langle \boldsymbol{\sigma} \rangle = \mathbf{C}_* \langle \boldsymbol{\epsilon} \rangle, \quad (2.3)$$

determines the effective elasticity tensor \mathbf{C}_* . Here, and thereafter, the angular brackets $\langle \cdot \rangle$ denote a volume average over the unit cell of periodicity. If we test the material against two applied shears

$$\langle \boldsymbol{\epsilon}^{(1)} \rangle = \frac{1}{2} \begin{pmatrix} 1 & 0 \\ 0 & -1 \end{pmatrix}, \quad \langle \boldsymbol{\epsilon}^{(2)} \rangle = \frac{1}{2} \begin{pmatrix} 0 & 1 \\ 1 & 0 \end{pmatrix}, \quad (2.4)$$

then there will be two resulting stress, strain, and displacement fields, $\boldsymbol{\sigma}^{(i)}(\mathbf{x})$, $\boldsymbol{\epsilon}^{(i)}(\mathbf{x})$ and $\mathbf{u}^{(i)}(\mathbf{x})$, $i = 1, 2$. This motivates the introduction of complex fields

$$\boldsymbol{\sigma}(\mathbf{x}) = \boldsymbol{\sigma}^{(1)}(\mathbf{x}) + i\boldsymbol{\sigma}^{(2)}(\mathbf{x}), \quad \boldsymbol{\epsilon}(\mathbf{x}) = \boldsymbol{\epsilon}^{(1)}(\mathbf{x}) + i\boldsymbol{\epsilon}^{(2)}(\mathbf{x}), \quad \mathbf{u}(\mathbf{x}) = \mathbf{u}^{(1)}(\mathbf{x}) + i\mathbf{u}^{(2)}(\mathbf{x}), \quad (2.5)$$

and then the equations (2.1) will still hold with the elasticity tensor being real.

Using the elasticity equations and integration by parts, one sees that

$$\overline{\langle \boldsymbol{\epsilon} \rangle} : \mathbf{C}_* \langle \boldsymbol{\epsilon} \rangle = \langle \bar{\boldsymbol{\epsilon}} : \mathbf{C} \boldsymbol{\epsilon} \rangle, \quad \overline{\langle \boldsymbol{\sigma} \rangle} : \mathbf{S}_* \langle \boldsymbol{\sigma} \rangle = \langle \bar{\boldsymbol{\sigma}} : \mathbf{S} \boldsymbol{\sigma} \rangle, \quad (2.6)$$

where the overline denotes complex conjugation, $\mathbf{S}(\mathbf{x}) = [\mathbf{C}(\mathbf{x})]^{-1}$ and $\mathbf{S}_* = [\mathbf{C}_*]^{-1}$ are the local and effective compliance tensors (and the inverse is on the space of symmetric matrices) and the colon $:$ denotes a double contraction of indices,

$$\mathbf{A} : \mathbf{B} \equiv \sum_{i=1,2} \sum_{j=1,2} A_{ij} B_{ij}. \quad (2.7)$$

We take an orthonormal basis

$$\boldsymbol{\rho}_1 = \frac{1}{2} \begin{pmatrix} 1 & i \\ i & -1 \end{pmatrix}, \quad \boldsymbol{\rho}_2 = \frac{1}{2} \begin{pmatrix} 1 & -i \\ -i & -1 \end{pmatrix}, \quad \boldsymbol{\rho}_3 = \frac{1}{2} \begin{pmatrix} 1 & i \\ -i & 1 \end{pmatrix}, \quad \boldsymbol{\rho}_4 = \frac{1}{2} \begin{pmatrix} 1 & -i \\ i & 1 \end{pmatrix}. \quad (2.8)$$

In this basis, the identity matrix $\mathbf{I} = \boldsymbol{\rho}_3 + \boldsymbol{\rho}_4$ is represented by the vector

$$\mathbf{I} = \begin{pmatrix} 0 \\ 0 \\ 1 \\ 1 \end{pmatrix}. \quad (2.9)$$

Under a rotation \mathbf{R}_θ anticlockwise by an angle θ the matrix $\boldsymbol{\rho}_1$ transforms to

$$\boldsymbol{\rho}'_1 = \mathbf{R}_\theta \boldsymbol{\rho}_1 \mathbf{R}_\theta^T = \frac{1}{2} \begin{pmatrix} \cos \theta & -\sin \theta \\ \sin \theta & \cos \theta \end{pmatrix} \begin{pmatrix} 1 & i \\ i & -1 \end{pmatrix} \begin{pmatrix} \cos \theta & \sin \theta \\ -\sin \theta & \cos \theta \end{pmatrix} = e^{i2\theta} \boldsymbol{\rho}_1, \quad (2.10)$$

and by taking complex conjugates we see that $\boldsymbol{\rho}_2$ transforms to $\boldsymbol{\rho}'_2 = e^{-i2\theta} \boldsymbol{\rho}_2$, while $\boldsymbol{\rho}_3$, and $\boldsymbol{\rho}_4$ are clearly rotationally invariant. Thus, in the basis (2.8), \mathbf{R}_θ is represented by the matrix

$$\mathbf{R}_\theta = \begin{pmatrix} e^{i2\theta} & 0 & 0 & 0 \\ 0 & e^{-i2\theta} & 0 & 0 \\ 0 & 0 & 1 & 0 \\ 0 & 0 & 0 & 1 \end{pmatrix}. \quad (2.11)$$

An isotropic effective elastic tensor is represented by the matrix

$$\mathbf{C}_* = \begin{pmatrix} 2\mu_* & 0 & 0 & 0 \\ 0 & 2\mu_* & 0 & 0 \\ 0 & 0 & \kappa_* & \kappa_* \\ 0 & 0 & \kappa_* & \kappa_* \end{pmatrix}. \quad (2.12)$$

Note that the tensors \mathbf{C}_0 and $\mathbf{S}_0 = \mathbf{C}_0^{-1}$ are represented by Hermitian rather than real matrices, because the basis (2.8) consists of complex matrices.

If we layer two materials in direction $\mathbf{n} = (0, 1)$ then the differences $\boldsymbol{\sigma}_1 - \boldsymbol{\sigma}_2$ in stress, $\mathbf{E}_1 - \mathbf{E}_2$ in displacement gradient, and $\boldsymbol{\epsilon}_1 - \boldsymbol{\epsilon}_2$ in strain across the interface must satisfy the jump conditions:

$$(\boldsymbol{\sigma}_1 - \boldsymbol{\sigma}_2)\mathbf{n} = 0, \quad (\mathbf{E}_1 - \mathbf{E}_2)^T \mathbf{t} = 0, \quad \mathbf{t} \cdot (\boldsymbol{\epsilon}_1 - \boldsymbol{\epsilon}_2)\mathbf{t} = 0, \quad (2.13)$$

where $\mathbf{t} = (1, 0)$ is parallel to the layer interface. The transpose in (2.13) arises because we choose the notation (contrary to that commonly used in continuum mechanics) where $\mathbf{E} = \nabla \mathbf{u}$ has elements $E_{ij} = \partial_i u_j$.

This implies, that in the basis (2.8), these jumps must be of the form

$$\begin{aligned} \boldsymbol{\sigma}_1 - \boldsymbol{\sigma}_2 &= \alpha_1 \begin{pmatrix} 1 \\ 1 \\ 1 \\ 1 \end{pmatrix}, \quad \mathbf{E}_1 - \mathbf{E}_2 = \begin{pmatrix} \beta_1 \\ \beta_2 \\ -\beta_1 \\ -\beta_2 \end{pmatrix}, \\ \boldsymbol{\epsilon}_1 - \boldsymbol{\epsilon}_2 &= \begin{pmatrix} \gamma_1 \\ \gamma_2 \\ \gamma_3 \\ \gamma_3 \end{pmatrix} \quad \text{with} \quad \gamma_1 + \gamma_2 + 2\gamma_3 = 0. \end{aligned} \quad (2.14)$$

Now consider a periodic field $\mathbf{E}(\mathbf{x}) = \nabla \mathbf{u}(\mathbf{x})$. Letting $\underline{\mathbf{u}}$ denote the periodic field $\mathbf{u} - \mathbf{x}^T \langle \mathbf{E} \rangle$, for $\mathbf{k} \neq 0$, \mathbf{E} has Fourier components

$$\begin{aligned} \widehat{\mathbf{E}}(\mathbf{k}) &= i\mathbf{k} \otimes \underline{\mathbf{u}} = \begin{pmatrix} ik_1 \widehat{u}_1(\mathbf{k}) & ik_1 \widehat{u}_2(\mathbf{k}) \\ ik_2 \widehat{u}_1(\mathbf{k}) & ik_2 \widehat{u}_2(\mathbf{k}) \end{pmatrix} \\ &= \alpha[k_1(\boldsymbol{\rho}_1 + \boldsymbol{\rho}_3) - ik_2(\boldsymbol{\rho}_1 - \boldsymbol{\rho}_3)] + \beta[k_1(\boldsymbol{\rho}_2 + \boldsymbol{\rho}_4) + ik_2(\boldsymbol{\rho}_2 - \boldsymbol{\rho}_4)], \end{aligned} \quad (2.15)$$

where

$$\alpha = (i\widehat{u}_1(\mathbf{k}) + \widehat{u}_2(\mathbf{k}))/2, \quad \beta = (i\widehat{u}_1(\mathbf{k}) - \widehat{u}_2(\mathbf{k}))/2. \quad (2.16)$$

So, for $\mathbf{k} \neq 0$, $\widehat{\mathbf{E}}(\mathbf{k})$ is represented by the vector

$$\widehat{\mathbf{E}}(\mathbf{k}) = \begin{pmatrix} \alpha \bar{\mathbf{k}} \\ \beta \mathbf{k} \\ \alpha \mathbf{k} \\ \beta \bar{\mathbf{k}} \end{pmatrix}, \quad (2.17)$$

in which $\mathbf{k} = k_1 + ik_2$ and $\bar{\mathbf{k}} = k_1 - ik_2$. Here and thereafter the overline will denote complex conjugation.

On the other hand with \mathbf{R}_\perp denoting the matrix for a 90° rotation, if a periodic field $\boldsymbol{\tau}(\mathbf{x})$ is divergence free, $\nabla \cdot \boldsymbol{\tau} = 0$ then $\mathbf{R}_\perp \boldsymbol{\tau}$ has zero curl, and so $\mathbf{R}_\perp(\boldsymbol{\tau} - \langle \boldsymbol{\tau} \rangle)$ can be expressed as the gradient of a periodic potential that we label as $\boldsymbol{\psi}$. Thus, for $\mathbf{k} \neq 0$, the Fourier components take the form

$$\begin{aligned}\hat{\boldsymbol{\tau}}(\mathbf{k}) &= \begin{pmatrix} k_2 \hat{\psi}_1(\mathbf{k}) & k_2 \hat{\psi}_2(\mathbf{k}) \\ -k_1 \hat{\psi}_1(\mathbf{k}) & -k_1 \hat{\psi}_2(\mathbf{k}) \end{pmatrix} \\ &= \gamma[k_2(\boldsymbol{\rho}_1 + \boldsymbol{\rho}_3) + ik_1(\boldsymbol{\rho}_1 - \boldsymbol{\rho}_3)] + \delta[k_2(\boldsymbol{\rho}_2 + \boldsymbol{\rho}_4) - ik_1(\boldsymbol{\rho}_2 - \boldsymbol{\rho}_4)],\end{aligned}\tag{2.18}$$

where

$$\gamma = (\hat{\psi}_1(\mathbf{k}) - i\hat{\psi}_2(\mathbf{k}))/2, \quad \delta = (\hat{\psi}_1(\mathbf{k}) + i\hat{\psi}_2(\mathbf{k}))/2.\tag{2.19}$$

The Fourier component $\hat{\boldsymbol{\tau}}(0)$ can be arbitrary. So, for $\mathbf{k} \neq 0$, $\hat{\boldsymbol{\tau}}(\mathbf{k})$ is represented by the vector

$$\hat{\boldsymbol{\tau}}(\mathbf{k}) = i \begin{pmatrix} \gamma \bar{\mathbf{k}} \\ -\delta \mathbf{k} \\ -\gamma \mathbf{k} \\ \delta \bar{\mathbf{k}} \end{pmatrix}.\tag{2.20}$$

3 Bounds and their attainability

The lower bound on the bulk modulus is the Reuss-Hill bound [19],

$$1/\kappa_* \leq k \equiv \text{Tr}(\mathbf{e}) \quad \text{where} \quad \mathbf{e} = \mathbf{S}_0 \mathbf{I},\tag{3.1}$$

and \mathbf{e} is symmetric because the range of \mathbf{S}_0 consists of symmetric matrices. Defining $\kappa_*^- = 1/k$ we then have the lower bound $\kappa_* \geq \kappa_*^-$. More generally, allowing for anisotropic composites, we have the bound $\mathbf{I} : \mathbf{S}_* \mathbf{I} \leq k$. This bound will be attained [8] if we can find a rotation field $\mathbf{R}_{\theta(\mathbf{x})}$ such that

$$\boldsymbol{\epsilon}(\mathbf{x}) = \mathbf{R}_{\theta(\mathbf{x})} \mathbf{e}\tag{3.2}$$

is a periodic strain field, i.e., the symmetrized gradient of a vector field. Then we take as our polycrystal the material with in the basis (2.8) an elasticity tensor

$$\mathbf{C}(\mathbf{x}) = \mathbf{R}_{\theta(\mathbf{x})} \mathbf{C}_0 [\mathbf{R}_{\theta(\mathbf{x})}]^\dagger,\tag{3.3}$$

where the dagger denotes the complex conjugate of the transpose. This ensures that

$$\mathbf{C}(\mathbf{x}) \boldsymbol{\epsilon}(\mathbf{x}) = \mathbf{R}_{\theta(\mathbf{x})} \mathbf{C}_0 [\mathbf{R}_{\theta(\mathbf{x})}]^\dagger \mathbf{R}_{\theta(\mathbf{x})} \mathbf{e} = \mathbf{R}_{\theta(\mathbf{x})} \mathbf{C}_0 \mathbf{e} = \mathbf{R}_{\theta(\mathbf{x})} \mathbf{I} = \mathbf{I}.\tag{3.4}$$

In other words, the elasticity equations are solved with a stress \mathbf{I} that is constant.

Now suppose we can find a fourth-order tensor \mathbf{T} , called the translation, such that \mathbf{T} is self-adjoint and

$$\langle \bar{\mathbf{E}} : \mathbf{T} \mathbf{E} \rangle \geq \overline{\langle \mathbf{E} \rangle : \mathbf{T} \langle \mathbf{E} \rangle}\tag{3.5}$$

for all periodic displacement gradients $\mathbf{E} = \nabla \mathbf{u}$. Then if $\mathbf{C}(\mathbf{x}) \geq \mathbf{T}$ holds on the space of all complex matrices and for all \mathbf{x} , the first identity in (2.6) implies

$$\overline{\langle \mathbf{E} \rangle} : \mathbf{C}_* \langle \mathbf{E} \rangle = \langle \bar{\mathbf{E}} : \mathbf{C} \mathbf{E} \rangle \geq \langle \bar{\mathbf{E}} : \mathbf{T} \mathbf{E} \rangle \geq \overline{\langle \mathbf{E} \rangle} : \mathbf{T} \langle \mathbf{E} \rangle,\tag{3.6}$$

where $\mathbf{E} = \nabla \mathbf{u}$ is periodic, and $\mathbf{u}(\mathbf{x})$ solves the elasticity equations (2.1). Note that in (2.6) we have replaced $\boldsymbol{\epsilon}$ by $\mathbf{E} = \nabla \mathbf{u}$ since \mathbf{C} and \mathbf{C}_* annihilate the antisymmetric parts of \mathbf{E} and $\langle \mathbf{E} \rangle$. Thus we are left with the inequality $\mathbf{C}_* - \mathbf{T} \geq 0$, which is the comparison bound [7], a special case of the translation method, or method of compensated compactness, of Tartar and Murat [40, 35, 41] and Lurie and Cherkhaev [22, 23] for bounding the effective tensors of composites.

Similarly, suppose one can find a translation \mathbf{T} such that \mathbf{T} is self-adjoint and

$$\langle \bar{\boldsymbol{\sigma}} : \mathbf{T} \boldsymbol{\sigma} \rangle \geq \overline{\langle \boldsymbol{\sigma} \rangle} : \mathbf{T} \langle \boldsymbol{\sigma} \rangle, \quad (3.7)$$

for all periodic fields $\boldsymbol{\sigma}$ such that $\nabla \cdot \boldsymbol{\sigma} = 0$. Then if, for all \mathbf{x} , $\mathbf{S}(\mathbf{x}) \geq \mathbf{T}$ on the space of symmetric matrices, the second identity in (2.6) implies

$$\overline{\langle \boldsymbol{\sigma} \rangle} : \mathbf{S}_* \langle \boldsymbol{\sigma} \rangle = \langle \bar{\boldsymbol{\sigma}} : \mathbf{S} \boldsymbol{\sigma} \rangle \geq \langle \bar{\boldsymbol{\sigma}} : \mathbf{T} \boldsymbol{\sigma} \rangle \geq \overline{\langle \boldsymbol{\sigma} \rangle} : \mathbf{T} \langle \boldsymbol{\sigma} \rangle, \quad (3.8)$$

where the periodic stress field $\boldsymbol{\sigma}(\mathbf{x})$ solves the elasticity equations (2.1). Thus on the space of symmetric matrices we are left with the comparison bound $\mathbf{S}_* - \mathbf{T} \geq 0$.

Observe that (3.5) is satisfied as an equality if \mathbf{T} maps displacement gradients to divergence free fields, and (3.7) is satisfied as an equality if, conversely, \mathbf{T} maps divergence free fields to displacement gradients. In these cases the quadratic form associated with \mathbf{T} is a null-Lagrangian [34, 9].

An upper bound on the effective bulk modulus is obtained using the translation represented by the matrix

$$\mathbf{T}_0 = \begin{pmatrix} -t_0 & 0 & 0 & 0 \\ 0 & -t_0 & 0 & 0 \\ 0 & 0 & t_0 & 0 \\ 0 & 0 & 0 & t_0 \end{pmatrix}, \quad (3.9)$$

where t_0 is real. This is rotationally invariant. A side remark is that $\mathbf{A} : \mathbf{T} \mathbf{A}$ (not $\bar{\mathbf{A}} : \mathbf{T} \mathbf{A}$ which is real for real t_0) equals $2t_0 \det[\mathbf{R}_\perp^T \mathbf{A} \mathbf{R}_\perp]$ for any complex matrix \mathbf{A} . One can easily check that \mathbf{T}_0 maps fields of the form (2.20) to those of the form (2.17) and thus maps divergence free fields to displacement gradients, ensuring equality in (3.7). We choose $t_0 > 0$ so that

$$\mathbf{S}_0 - \mathbf{T}_0 \geq 0, \quad \det(\mathbf{I} - \mathbf{C}_0 \mathbf{T}_0) = 0, \quad (3.10)$$

and then the upper bound on the effective bulk modulus is obtained from the inequality $\mathbf{S}_* - \mathbf{T}_0 \geq 0$ which implies

$$\kappa_* \leq \kappa_*^+ \equiv 1/(2t_0). \quad (3.11)$$

In practice we accomplish this taking t_0 to be the lowest positive root of the equation $\det(\mathbf{I} - \mathbf{C}_0 \mathbf{T}_0) = 0$. There then exists a vector \mathbf{c} such that

$$\mathbf{c} = \mathbf{C}_0 \mathbf{T}_0 \mathbf{c}, \quad (3.12)$$

in which \mathbf{c} and $\mathbf{T}_0 \mathbf{c}$ represent real symmetric matrices because \mathbf{c} is in the range of \mathbf{C}_0 and can be taken to be real because \mathbf{T}_0 represents a real fourth order tensor (thus, if \mathbf{c} satisfies (3.12) so does $\bar{\mathbf{c}}$ and also $\mathbf{c} + \bar{\mathbf{c}}$, the latter being real). Then $c_2 = \bar{c}_1$ and $c_3 = c_4$ is real, and if the latter is nonzero we may normalize \mathbf{c} so that $c_3 = c_4 = 1$. Then the inequality that

$$0 \leq \bar{\mathbf{c}} \cdot \mathbf{S}_0 \mathbf{c} = \bar{\mathbf{c}} \cdot \mathbf{T}_0 \mathbf{c} = 2t_0(1 - |c_1|^2) \quad (3.13)$$

implies $|c_1| \leq 1$. The bound $\mathbf{S}_* - \mathbf{T} \geq 0$ will be attained if we can find a divergence free stress field $\boldsymbol{\sigma}(\mathbf{x})$ that in the basis (2.8) takes the form

$$\boldsymbol{\sigma}(\mathbf{x}) = \gamma(\mathbf{x}) \mathbf{R}_{\theta(\mathbf{x})} \mathbf{c}, \quad (3.14)$$

and is such that $\langle \boldsymbol{\sigma} \rangle \neq 0$. Then by the properties of \mathbf{T} , $\mathbf{E}(\mathbf{x}) = \mathbf{T} \boldsymbol{\sigma}(\mathbf{x})$ is a displacement gradient and

$$\mathbf{E}(\mathbf{x}) = \mathbf{T} \boldsymbol{\sigma}(\mathbf{x}) = \gamma(\mathbf{x}) \mathbf{R}_{\theta(\mathbf{x})} \mathbf{T} \mathbf{c}. \quad (3.15)$$

Taking a polycrystal with in the basis (2.8) an elasticity tensor

$$\mathbf{C}(\mathbf{x}) = \mathbf{R}_{\theta(\mathbf{x})} \mathbf{C}_0 [\mathbf{R}_{\theta(\mathbf{x})}]^\dagger, \quad (3.16)$$

we see, using (3.12), that

$$\mathbf{C}(\mathbf{x}) \mathbf{E}(\mathbf{x}) = \alpha(\mathbf{x}) \mathbf{C}(\mathbf{x}) \mathbf{R}_{\theta(\mathbf{x})} \mathbf{T} \mathbf{c} = \gamma(\mathbf{x}) \mathbf{R}_{\theta(\mathbf{x})} \mathbf{C}_0 \mathbf{T} \mathbf{c} = \gamma(\mathbf{x}) \mathbf{R}_{\theta(\mathbf{x})} \mathbf{c} = \boldsymbol{\sigma}(\mathbf{x}). \quad (3.17)$$

As the fields $\mathbf{E}(\mathbf{x})$ and $\boldsymbol{\sigma}(\mathbf{x})$ solve the constitutive relation, and the differential constraints, their averages are related by the effective elasticity tensor \mathbf{C}_* :

$$\langle \boldsymbol{\sigma} \rangle = \mathbf{C}_* \langle \mathbf{E} \rangle, \quad (3.18)$$

and taking averages of both sides of $\mathbf{E}(\mathbf{x}) = \mathbf{T} \boldsymbol{\sigma}(\mathbf{x})$ gives

$$\langle \mathbf{E} \rangle = \mathbf{T} \langle \boldsymbol{\sigma} \rangle = \mathbf{T} \mathbf{C}_* \langle \mathbf{E} \rangle. \quad (3.19)$$

So the bound $\mathbf{S}_* - \mathbf{T} \geq 0$ is attained.

Bounds on the effective shear modulus are obtained using the translation represented by the matrix

$$\mathbf{T} = \begin{pmatrix} t_1 & 0 & 0 & 0 \\ 0 & t_2 & 0 & 0 \\ 0 & 0 & -t_1 & 0 \\ 0 & 0 & 0 & -t_2 \end{pmatrix}, \quad (3.20)$$

which is rotationally invariant. This translation maps fields of the form (2.17) to those of the form (2.20) and vice-versa, so both (3.5) and (3.7) hold as equalities.

First, to obtain an upper bound on μ_* we require that t_1 and t_2 be chosen such that

$$\mathbf{S}_0 - \mathbf{T} \geq 0, \quad \det(\mathbf{I} - \mathbf{C}_0 \mathbf{T}) = 0. \quad (3.21)$$

Among pairs (t_1, t_2) satisfying this, we select the pair having the maximal value of t_1 , since the bounds $\mathbf{S}_* - \mathbf{T} \geq 0$ imply

$$1/(2\mu_*) \geq t_1, \quad 1/(2\mu_*) \geq t_2, \quad 1/(2\mu_*) \geq t_1, \quad 1/(2\mu_*) \geq t_2, \quad t_1 + t_2 + 1/\kappa_* \geq 0. \quad (3.22)$$

Defining this maximum value of t_1 to be $1/(2\mu_*^+)$ we then have the upper bound $\mu_* \leq \mu_*^+$. In practice we find μ_*^+ by taking in the (t_1, t_2) plane the simply connected loop of the curve $\det(\mathbf{I} - \mathbf{C}_0 \mathbf{T}) = 0$ that encloses the origin, and surrounds it, and finding the maximal value of t_1 along this curve. To justify this procedure observe that

$$\mathcal{T} = \{(t_1, t_2) \in \mathbb{R}^2 | \mathbf{S}_0 - \mathbf{T}(t_1, t_2) \geq 0 \text{ on symmetric matrices}\} \quad (3.23)$$

is a convex compact set. The origin $(0,0)$ is obviously in the interior of \mathcal{T} . Thus, $\partial\mathcal{T}$ is the boundary of an open and bounded convex set containing the origin. Every point on $\partial\mathcal{T}$ satisfies the polynomial equation $\det(\mathbf{I} - \mathbf{C}_0\mathbf{T}(t_1, t_2)) = 0$. The equation itself is a polynomial equation in \mathbb{R} and the boundary of \mathcal{T} is easily identifiable as a connected component of the solution set bounding a domain containing the origin and no other solutions of the equation. There then exists a vector \mathbf{v} such that

$$\mathbf{v} = \mathbf{C}_0\mathbf{T}\mathbf{v}. \quad (3.24)$$

in which $\mathbf{T}\mathbf{v}$ does not necessarily correspond to a symmetric matrix. Here \mathbf{v} represents a stress and in the basis (2.8) has the representation

$$\mathbf{v} = \begin{pmatrix} v_1 \\ v_2 \\ v_3 \\ v_4 \end{pmatrix}, \quad (3.25)$$

where $v_3 = v_4$ because the range of \mathbf{C}_0 consists of symmetric matrices. Assuming $v_3 = v_4$ is nonzero we may normalize \mathbf{v} so that $v_3 = v_4 = 1$.

Consider adding to $\mathbf{S}_0 - \mathbf{T}$ a perturbing

$$\Delta = \begin{pmatrix} -\epsilon_1 & 0 & 0 & 0 \\ 0 & -\epsilon_2 & 0 & 0 \\ 0 & 0 & \epsilon_1 & 0 \\ 0 & 0 & 0 & \epsilon_2 \end{pmatrix} \quad (3.26)$$

to form a new matrix $\mathbf{S}_0 - \mathbf{T} + \Delta$. Note that the quadratic form associated with $\mathbf{T} - \Delta$ is a null-Lagrangian and we are in effect just perturbing t_1 and t_2 . The corresponding change in the lowest eigenvalue is $\mathbf{v}^\dagger \Delta \mathbf{v}$ and the new bound becomes $1/(2\mu_*) \geq t_1 + \epsilon_1$ which will be better than the old bound if $\epsilon_1 > 0$ and is valid for small $\epsilon_1 > 0$ provided $\mathbf{v}^\dagger \Delta \mathbf{v} > 0$, i.e. provided $\mathbf{S}_0 - \mathbf{T} + \Delta$ remains positive definite. To avoid a contradiction we must have that for all small $\epsilon_1 > 0$ and ϵ_2 (not necessarily positive),

$$0 \leq -\mathbf{v}^\dagger \Delta \mathbf{v} = \epsilon_1(|v_1|^2 - |v_3|^2) + \epsilon_2(|v_2|^2 - |v_4|^2). \quad (3.27)$$

Assuming $v_3 = v_4 = 1$ this implies $|v_1| > 1$ and $|v_2| = 1$. We are free to rotate \mathbf{v} , by applying \mathbf{R}_ϕ to it, so that $e^{-i2\phi}v_2 = -1$. Accordingly, we replace \mathbf{S}_0 by the compliance tensor of the rotated crystal, which we redefine as our new \mathbf{S}_0 that then has an associated value $v_2 = -1$ (with $v_3 = v_4 = 1$).

The bound $\mathbf{S}_* - \mathbf{T} \geq 0$ will be attained if we can find a divergence free stress field $\boldsymbol{\sigma}(\mathbf{x})$ that in the basis (2.8) takes the form

$$\boldsymbol{\sigma}(\mathbf{x}) = \alpha(\mathbf{x})\mathbf{R}_{\theta(\mathbf{x})}\mathbf{v}, \quad (3.28)$$

and is such that $\langle \boldsymbol{\sigma} \rangle \neq 0$. Then, with $\mathbf{C}(\mathbf{x})$ given by (3.16), the same argument as in (3.14)-(3.19) applies.

Second, to obtain a lower bound on μ_* we require that t_1 and t_2 be chosen such that

$$\mathbf{C}_0 - \mathbf{T} \geq 0, \quad \det(\mathbf{C} - \mathbf{T}) = 0. \quad (3.29)$$

Among such pairs (t_1, t_2) satisfying this we select the pair having the maximal value of t_1 , since the bounds $\mathbf{C}_* - \mathbf{T} \geq 0$ imply

$$2\mu_* \geq t_1, \quad 2\mu_* \geq t_2, \quad \kappa_*(t_1 + t_2) + t_1 t_2 \geq 0. \quad (3.30)$$

Defining this maximum value of t_1 to be $2\mu_*^-$, we then have the lower bound $\mu_* \geq \mu_*^-$. Finding μ_*^- is accomplished by taking, in the (t_1, t_2) plane, the simply connected loop of the curve $\det(\mathbf{C}_0 - \mathbf{T}) = 0$ that is closest to the origin, and surrounds it, and finding the maximal value of t_1 along this curve. There then exists a vector \mathbf{w} such that

$$\mathbf{C}_0 \mathbf{w} = \mathbf{T} \mathbf{w}, \quad (3.31)$$

in which $\mathbf{T} \mathbf{w}$ must be a symmetric matrix. Here \mathbf{w} represents a displacement gradient and in the basis (2.8) has the representation

$$\mathbf{w} = \begin{pmatrix} w_1 \\ w_2 \\ w_3 \\ w_4 \end{pmatrix}, \quad (3.32)$$

where $t_1 w_3 = t_2 w_4$ because $\mathbf{T} \mathbf{w}$ must be a symmetric matrix. Assuming w_4 is nonzero we may normalize \mathbf{w} so that $w_3 = t_2/t_1$ and $w_4 = 1$.

By adding to $\mathbf{C}_0 - \mathbf{T}$ a perturbing matrix

$$\Delta = \begin{pmatrix} -\epsilon_1 & 0 & 0 & 0 \\ 0 & -\epsilon_2 & 0 & 0 \\ 0 & 0 & \epsilon_1 & 0 \\ 0 & 0 & 0 & \epsilon_2 \end{pmatrix} \quad (3.33)$$

to form a new matrix $\mathbf{C}_0 - \mathbf{T} + \Delta$. Note that the quadratic form associated with $\mathbf{T} - \Delta$ is a null-Lagrangian and we are in effect just perturbing t_1 and t_2 . The corresponding change in the lowest eigenvalue is $\mathbf{w}^\dagger \Delta \mathbf{w}$ and the new bound becomes $\mu_* > (t_1 + \epsilon_1)/2$ which will be better than the old bound if $\epsilon_1 > 0$ and is valid for small $\epsilon_1 > 0$ provided $\mathbf{w}^\dagger \Delta \mathbf{w} > 0$, i.e. provided $\mathbf{C}_0 - \mathbf{T} + \Delta$ remains positive definite. To avoid a contradiction we must have that for all small $\epsilon_1 > 0$ and ϵ_2 (not necessarily positive),

$$0 \leq -\mathbf{w}^\dagger \Delta \mathbf{w} = \epsilon_1(|w_1|^2 - |w_3|^2) + \epsilon_2(|w_2|^2 - |w_4|^2). \quad (3.34)$$

Assuming $w_3 = t_2/t_1$ and $w_4 = 1$ this implies $|w_1| > |t_2/t_1|$ and $|w_2| = 1$. We are free to rotate \mathbf{w} , by applying \mathbf{R}_ϕ to it, so that $e^{-i2\phi} w_2 = 1$. Accordingly, we replace \mathbf{S}_0 by the compliance tensor of the rotated crystal, which we redefine as our new \mathbf{S}_0 that then has an associated value $w_2 = 1$ (with $w_3 = t_2/t_1$ and $w_4 = 1$).

The bounds will be attained if we can find a displacement gradient $\mathbf{E}(\mathbf{x})$ that in the basis (2.8) takes the form

$$\mathbf{E}(\mathbf{x}) = \beta(\mathbf{x}) \mathbf{R}_{\theta(\mathbf{x})} \mathbf{w}, \quad (3.35)$$

and is such that the symmetric part of $\langle \mathbf{E} \rangle$ is nonzero. Then by the properties of \mathbf{T} and \mathbf{w} , $\boldsymbol{\sigma}(\mathbf{x}) = \mathbf{T} \mathbf{E}(\mathbf{x})$ is a divergence free and symmetric, i.e. it represents a stress field. Also we have

$$\boldsymbol{\sigma}(\mathbf{x}) = \mathbf{T} \mathbf{E}(\mathbf{x}) = \beta(\mathbf{x}) \mathbf{R}_{\theta(\mathbf{x})} \mathbf{T} \mathbf{w}. \quad (3.36)$$

Taking a polycrystal with in the basis (2.8) the elasticity tensor (3.3), we see, using (3.31), that

$$\mathbf{C}(\mathbf{x})\mathbf{E}(\mathbf{x}) = \beta(\mathbf{x})\mathbf{C}(\mathbf{x})\mathbf{R}_{\theta(\mathbf{x})}\mathbf{w} = \beta(\mathbf{x})\mathbf{R}_{\theta(\mathbf{x})}\mathbf{C}_0\mathbf{w} = \beta(\mathbf{x})\mathbf{R}_{\theta(\mathbf{x})}\mathbf{T}\mathbf{w} = \boldsymbol{\sigma}(\mathbf{x}). \quad (3.37)$$

As the fields $\mathbf{E}(\mathbf{x})$ and $\boldsymbol{\sigma}(\mathbf{x})$ solve the constitutive relation, and the differential constraints, their averages are related by the effective elasticity tensor \mathbf{C}_* :

$$\langle \boldsymbol{\sigma} \rangle = \mathbf{C}_* \langle \mathbf{E} \rangle, \quad (3.38)$$

and taking averages of both sides of $\boldsymbol{\sigma}(\mathbf{x}) = \mathbf{T}\mathbf{E}(\mathbf{x})$ gives

$$\langle \boldsymbol{\sigma} \rangle = \mathbf{T} \langle \mathbf{E} \rangle = \mathbf{C}_* \langle \mathbf{E} \rangle. \quad (3.39)$$

So the bound $\mathbf{C}_* - \mathbf{T} \geq 0$ is attained.

4 Proof of the simultaneous attainability of the lower bulk modulus and upper shear modulus bounds (point A)

We look for geometries having a possibly anisotropic effective compliance tensor \mathbf{S}' such that for some $\mathbf{v}' \neq 0$ and \mathbf{e}' , each representing symmetric matrices,

$$\mathbf{S}' - \mathbf{T} \geq 0, \quad \mathbf{v}' = \mathbf{C}'\mathbf{T}\mathbf{v}', \quad \mathbf{I} : \mathbf{e}' = k, \quad \mathbf{C}'\mathbf{e}' = \mathbf{I}. \quad (4.1)$$

Ultimately \mathbf{C}' will represent a positive definite effective tensor of a polycrystal with orthotropic symmetry obtained from our starting material with elasticity tensor \mathbf{C}_0 and following the construction in [6], it is then easy to go from \mathbf{C}' to a polycrystal geometry with an isotropic effective tensor \mathbf{C}_* attaining the point A. From these definitions we deduce that

$$\overline{\mathbf{e}'} : \mathbf{v} = \overline{\mathbf{e}'} : \mathbf{C}'\mathbf{T}\mathbf{v}' = \overline{\mathbf{C}'\mathbf{e}'} : \mathbf{T}\mathbf{v}' = \mathbf{I} : \mathbf{T}\mathbf{v}', \quad (4.2)$$

or equivalently, by normalization and by rotating and redefining \mathbf{S}' as necessary so that

$$|v'_1| \geq 1, \quad v'_2 = -1, \quad v'_3 = v'_4 = 1 \quad \text{and} \quad e'_2 = \overline{e'_1}, \quad e'_3 = e'_4 = k/2, \quad (4.3)$$

(4.2) reduces to

$$\overline{e'_1}v_1 - e'_1 = -\lambda, \quad \text{where} \quad \lambda = k + t_1 + t_2. \quad (4.4)$$

The last inequality in (3.22), with $1/\kappa_* = k$ (so that the bulk modulus is attained), implies $\lambda \geq 0$.

We will be studying trajectories that can be visualized as paths in the complex $e'_1(p)$ -plane parameterized by a real variable p . Of particular interest are those trajectories that have loops with a tail from the e_1 associated with \mathbf{C}_0 to the loop. As one goes around the trajectory tail and loop there is an associated elasticity tensor $\mathbf{C}'(e'_1)$ having a unique value, modulo rotations, at the self intersection point of the trajectory. By introducing a “mirror” material to \mathbf{C}_0 we will see later in this section how to go from e'_1 to this associated tensor $\mathbf{C}'(e'_1)$ through hierarchical laminations of the type illustrated in Figure 1.

In terms of e'_1 (4.4) implies

$$v'_1 = (e'_1 - \lambda)/\overline{e'_1}, \quad (4.5)$$

and the constraint that $|v'_1| \geq 1$ holds if and only if

$$\operatorname{Re}(e'_1) \leq \lambda/2. \quad (4.6)$$

Now let us consider the case that e'_1 is real. Then $v'_1 = (e'_1 - \lambda)/e'_1$ is also real. The real parts of the matrices corresponding to \mathbf{e}' , $\mathbf{C}'\mathbf{e}' = \mathbf{I}$, $\mathbf{v}' = \mathbf{C}'\mathbf{T}\mathbf{v}'$ and $\mathbf{T}\mathbf{v}'$ are all diagonal matrices. This implies \mathbf{C}' is orthotropic since it maps any diagonal real matrix, being a linear combination of the real parts of the matrices corresponding to \mathbf{e}' and $\mathbf{T}\mathbf{v}'$, to a diagonal real matrix. We consider a layering in direction $\mathbf{n} = (0, 1)$ of the two stress matrices

$$\boldsymbol{\sigma}_1 = e^{i\theta} \mathbf{R}_\theta \mathbf{v}', \quad \text{and} \quad \boldsymbol{\sigma}_2 = e^{-i\theta} \mathbf{R}_{-\theta} \mathbf{v}'. \quad (4.7)$$

These will be compatible if their difference

$$\boldsymbol{\sigma}_1 - \boldsymbol{\sigma}_2 = \begin{pmatrix} 2iv'_1 \sin 3\theta \\ 2i \sin \theta \\ 2i \sin \theta \\ 2i \sin \theta \end{pmatrix} \quad (4.8)$$

is of the form (2.14). Assuming $\theta \neq 0$, this will be the case if

$$v'_1 = \frac{\sin \theta}{\sin(3\theta)} = \frac{1}{2y + 1}, \quad \text{where} \quad y = \cos(2\theta), \quad (4.9)$$

giving

$$e'_1 = \frac{\lambda}{1 - v'_1} = \frac{\lambda(2y + 1)}{2y}. \quad (4.10)$$

Note that, as θ is real, $y = \cos 2\theta$ must lie between 1 and -1 . In fact we need

$$-1 \leq y \leq 0, \quad (4.11)$$

to ensure that the constraint $|v_1| \geq 1$ is satisfied. The average field will then be

$$\mathbf{v}'' = p\boldsymbol{\sigma}_1 + (1 - p)\boldsymbol{\sigma}_2 = \begin{pmatrix} v'_1 \cos 3\theta \\ \cos \theta \\ \cos \theta \\ \cos \theta \end{pmatrix} + (2p - 1) \begin{pmatrix} i \sin \theta \\ i \sin \theta \\ i \sin \theta \\ i \sin \theta \end{pmatrix}. \quad (4.12)$$

At the same time, in connection with the bulk modulus Reuss-Hill bound, we layer in direction $\mathbf{n} = (0, 1)$ the two strain matrices

$$\boldsymbol{\epsilon}_1 = \mathbf{R}_\theta \mathbf{e}', \quad \text{and} \quad \boldsymbol{\epsilon}_2 = \mathbf{R}_{-\theta} \mathbf{e}', \quad (4.13)$$

which are compatible since $\mathbf{t} \cdot (\boldsymbol{\epsilon}_1 - \boldsymbol{\epsilon}_2) \mathbf{t} = 0$, with $\mathbf{t} = (1, 0)$. Note that as we are focusing on the Reuss-Hill bound the corresponding stress matrices $\boldsymbol{\sigma}_1$ and $\boldsymbol{\sigma}_2$ will both equal the identity matrix, as implied by (3.4). Such matrices when expressed in the basis (2.8) cannot be normalized as their second element is zero. This produces the average displacement gradient

$$\mathbf{e}'' = p\boldsymbol{\epsilon}_1 + (1 - p)\boldsymbol{\epsilon}_2 = \begin{pmatrix} e'_1 \cos(2\theta) \\ e'_1 \cos(2\theta) \\ k/2 \\ k/2 \end{pmatrix} + (p - 0.5) \begin{pmatrix} ie'_1 \sin(2\theta) \\ -ie'_1 \sin(2\theta) \\ 0 \\ 0 \end{pmatrix}. \quad (4.14)$$

We next normalize and rotate the average fields, using the rotation

$$\mathbf{R} = \begin{pmatrix} (1-i\tau)/(1+i\tau) & 0 & 0 & 0 \\ 0 & (1+i\tau)/(1-i\tau) & 0 & 0 \\ 0 & 0 & 1 & 0 \\ 0 & 0 & 0 & 1 \end{pmatrix}, \quad \text{with } \tau = (2p-1)\tan\theta, \quad (4.15)$$

to obtain

$$\mathbf{v} = \frac{\mathbf{R}\mathbf{v}''}{(1+i\tau)\cos\theta} = \begin{pmatrix} v_1 \\ -1 \\ 1 \\ 1 \end{pmatrix}, \quad \mathbf{e} = \mathbf{R}\mathbf{e}'' = \begin{pmatrix} e_1 \\ \bar{e}_1 \\ k/2 \\ k/2 \end{pmatrix}, \quad (4.16)$$

with

$$v_1 = \frac{\left(\frac{\tan\theta}{\tan(3\theta)} + i\tau\right)(1-i\tau)}{(1+i\tau)^2}, \quad e_1 = -\frac{e'_1 \left(\cos(2\theta) + i\tau \frac{\sin(2\theta)}{\tan\theta}\right)(1-i\tau)}{(1+i\tau)}. \quad (4.17)$$

One can double check that the identity $\bar{e}_1 v_1 - e_1 = -\lambda$ holds, as it should. In terms of $y = \cos 2\theta$ and τ the expression for e_1 becomes

$$e_1 = e_1(y, \tau) \equiv \frac{\lambda(2y+1) \left(1 + i\tau\left(1 + \frac{1}{y}\right)\right)(1-i\tau)}{2(1+i\tau)}, \quad (4.18)$$

where we have used (4.10).

Values of τ such that $\tau^2 \leq (1-y)/(1+y) = (\tan\theta)^2$ which thus correspond to values of p between 0 and 1 give an optimal composite that is polycrystal laminate of an orthotropic material. It is built from two reflected orientations of the orthotropic material, reflected about the layering direction. This is not so interesting as our objective is to build an optimal polycrystal built from a non-orthotropic crystal. On the other hand, as we will see, values of τ such that $\tau^2 \geq (1-y)/(1+y)$ mean that we can optimally layer a material that is the original crystal with an associated e_1 with a rotated orthotropic material to obtain a composite having an effective tensor that is a different rotation of the same orthotropic material. The volume fraction occupied by the original crystal in this laminate is $q = 1/(1-p)$ if $p < 0$ or $q = 1/p$ if $p > 1$. We now just treat the case where $p < 0$ as the case $p > 1$ can be treated similarly.

In this laminate we can repeatedly replace the rotated orthotropic material with a rotated laminate of the original crystal and the same orthotropic material in an appropriate orientation, as illustrated in Figure 1, where the blue material represents the orthotropic material and now Figure 1(a) has the same volume fractions as 1(b), 1(c), and so forth. Figure 1(a) has itself the same effective tensor as the blue material and the geometry is fully self-similar. The values of e_1 , v_1 , e'_1 , v'_1 , p and θ give us stress and strain fields that solve the elasticity equations at each stage. Doing this ad infinitum so that the orthotropic material occupies a vanishingly small volume fraction, we obtain a polycrystal of the material corresponding to the value e_1 that has an orthotropic effective tensor corresponding to the value e'_1 . Then at the final stage we can construct an optimal elastically isotropic polycrystal from the orthotropic polycrystal corresponding to e'_1 using, for example, the prescription outlined in [6].

The question is now: what is the range of values taken by e_1 as y and τ range over the set

$$\Sigma = \{(y, \tau) \mid -1 < y < 0, \quad \tau^2 \geq (1-y)/(1+y)\} \quad (4.19)$$

The line $y = -1/2$, parameterized by τ , is rather singular as the whole line gets mapped to $e_1 = 0$. So rather than considering the image of the set Σ , let us consider the image of the two sets

$$\begin{aligned}\Sigma_1 &= \{(y, \tau) \mid -1 < y < -1/2, \quad \tau^2 \geq (1-y)/(1+y)\}, \\ \Sigma_2 &= \{(y, \tau) \mid -1/2 < y < 0, \quad \tau^2 \geq (1-y)/(1+y)\}.\end{aligned}\quad (4.20)$$

Our aim is to show that $e_1(y, \tau)$ maps $\Sigma_1 \cup \Sigma_2$ to the set

$$\Omega = \{e_1 \mid \operatorname{Re}(e_1) \leq \lambda/2, \operatorname{Re}(e_1) \neq 0, \operatorname{Im}(e_1) \neq 0\}, \quad (4.21)$$

in a one-to-one and onto (bijective) fashion.

From (4.18) we have

$$\begin{aligned}\operatorname{Re}(e_1) &= \frac{\lambda(2y+1) \left(1 + \tau^2 + \frac{2\tau^2}{y}\right)}{2(1+\tau^2)}, \\ \operatorname{Im}(e_1) &= -\frac{\lambda(2y+1)\tau[\tau^2(1+y) - (1-y)]}{2y(1+\tau^2)}.\end{aligned}\quad (4.22)$$

First we look at what happens when (y, τ) is close to the boundary of the closure of Σ_1 or the boundary of the closure of Σ_2 . To start, consider those points in Σ_1 and Σ_2 near the line $y = -1/2$ when $|\tau|$ is very large. From (4.22) it follows that

$$\operatorname{Re}(e_1) \approx -3\lambda(2y+1)/2, \quad \operatorname{Im}(e_1) \approx \lambda q \tau, \quad \text{where } q = (2y+1)\tau/2. \quad (4.23)$$

Thus $\operatorname{Im}(e_1)$ can take any nonzero value with $\operatorname{Re}(e_1)$ arbitrarily close to 0. In both regions, near the curves $\tau^2 \geq (1-y)/(1+y)$ one has that $\operatorname{Im}(e_1)$ is close to zero and

$$\operatorname{Re}(e_1) \approx \lambda(2y+1)/(2y), \quad (4.24)$$

which varies from $\lambda/2$ to minus infinity as y varies from -1 to 0 . Again in both regions, but when $|\tau|$ is large and y is not close to $-1/2$,

$$\operatorname{Re}(e_1) \approx \lambda(2y+1) \left(1 + \frac{2}{y}\right) / 2, \quad \operatorname{Im}(e_1) \approx -\frac{\lambda(2y+1)\tau[(1+y)]}{2y}. \quad (4.25)$$

Thus $\operatorname{Im}(e_1)$ is arbitrarily large and $\operatorname{Re}(e_1)$ ranges from $\lambda/2$ to minus infinity as y varies from -1 to 0 . In region Σ_1 when τ is large and y is close to -1 , suppose that $\tau^2 - (1-y)/(1+y)$ scales in proportion to τ , i.e. $\tau^2 - (1-y)/(1+y) = h|\tau|$, with for some $h > 0$. Then from (4.22) it follows that

$$\operatorname{Re}(e_1) \approx \lambda/2, \quad \operatorname{Im}(e_1) \approx -\lambda h \tau / (2|\tau|). \quad (4.26)$$

So $\operatorname{Re}(e_1)$ can be arbitrarily close to the line $\operatorname{Re}(e_1) \approx \lambda/2$ with an arbitrary nonzero value of $\operatorname{Im}(e_1)$. Finally, we look at what happens in Σ_2 near the curve $\tau^2 \geq (1-y)/(1+y)$ when y is small (and hence τ^2 is close to 1). Now (4.22) implies

$$\operatorname{Re}(e_1) \approx \frac{\lambda}{y}, \quad \operatorname{Im}(e_1) \approx -\lambda \tau r \quad \text{where } r = -[\tau^2(1+y) - (1-y)]/(2y). \quad (4.27)$$

In other words, $\text{Re}(e_1)$ can be arbitrarily large, while $\text{Im}(e_1)$ can take any desired value.

To check if the mapping is locally one-to-one (injective), we look at the derivatives,

$$\begin{aligned}\frac{de_1}{dy} &= \frac{\lambda[2 - i\tau(1/y^2 - 2)](1 - i\tau)}{2(1 + i\tau)}, \\ \frac{de_1}{d\tau} &= \frac{\lambda(2y + 1)\{2\tau(1 + 1/y) - i[(1 - 1/y) - \tau^2(1 + 1/y)]\}}{2(1 + i\tau)^2},\end{aligned}\quad (4.28)$$

and their arguments,

$$\begin{aligned}\arg\left(\frac{de_1}{dy}\right) &= \arg[2 - i\tau(1/y^2 - 2)] + 2\arg(1 - i\tau), \\ \arg\left(\frac{de_1}{d\tau}\right) &= \arg\left\{2 - i\tau\left[\frac{y - 1}{\tau^2(y + 1)} - 1\right]\right\} + 2\arg(1 - i\tau).\end{aligned}\quad (4.29)$$

Clearly both derivatives in (4.28) are nonzero in the regions Σ_1 and Σ_2 (but $de_1/d\tau$ is zero along the line $y = -1/2$). Also, from the inequality

$$(1/y^2 - 2) - \left[\frac{y - 1}{\tau^2(y + 1)} - 1\right] = (1/y^2 - 1) + \left[\frac{1 - y}{\tau^2(y + 1)}\right] > 0 \quad (4.30)$$

we see that $\arg(de_1/dy) \neq \arg(de_1/d\tau)$. Thus the mapping is locally one-to-one. This completes the proof that $e_1(y, \tau)$ maps $\Sigma_1 \cup \Sigma_2$ to Ω in a one-to-one and onto fashion (i.e. it is a bijective mapping). Note also that Ω includes all e_1 that correspond to positive definite \mathbf{C}_0 , excluding those positive definite \mathbf{C}_0 that have $\text{Re}(e_1) = 0$ or $\text{Im}(e_1) = 0$.

In practice, given e_1 we can find τ and θ by solving

$$|e_1|^2 = \lambda^2(2y + 1)^2 \left[1 + \tau^2 \left(1 + \frac{1}{y}\right)^2\right], \quad \arg(e_1) = \tan^{-1}\left[\tau \left(1 + \frac{1}{y}\right)\right] - 2\tan^{-1}(\tau). \quad (4.31)$$

The first equation can be easily solved for τ in terms of y , and then substituted in the second equation which can then be numerically solved for y . One picks the value of y satisfying (4.11) that has an associated value of τ satisfying $\tau^2 \geq (1 - y)/(1 + y)$.

Now given a fourth-order elasticity tensor \mathbf{C}_0 that is positive definite on the space of symmetric matrices, and which has the associated complex number $e'_1 = e_1$, we need to show that given a trajectory having a tail from e_1 to a loop, there is an associated $\mathbf{C}'(e'_1)$ on the tail and loop that is also positive definite on the space of symmetric matrices. To do this we introduce a “mirror material” with elasticity tensor \mathbf{C}_0^M obtained by reflecting \mathbf{C}_0 about the x_1 axis. Under the reflection $x_1 \rightarrow -x_1$ the basis vectors $\boldsymbol{\rho}_1, \boldsymbol{\rho}_2, \boldsymbol{\rho}_3$, and $\boldsymbol{\rho}_4$ transform to $\boldsymbol{\rho}_2, \boldsymbol{\rho}_1, \boldsymbol{\rho}_4$, and $\boldsymbol{\rho}_3$ respectively, and $\mathbf{T}(t_1, t_2)$ transforms to $\mathbf{T}(t_2, t_1)$.

Hence the identity $\tilde{\mathbf{v}} = \mathbf{C}_0^M \mathbf{T}(t_2, t_1) \tilde{\mathbf{v}}$ will be satisfied by a matrix $\tilde{\mathbf{v}}$ that has the vector representation

$$\tilde{\mathbf{v}} = \begin{pmatrix} v_2 \\ v_1 \\ v_4 \\ v_3 \end{pmatrix}, \quad (4.32)$$

where the v_i are the elements of the vector \mathbf{v} satisfying $\mathbf{v} = \mathbf{C}_0 \mathbf{T} \mathbf{v}$. Further, as $\boldsymbol{\rho}_2, \boldsymbol{\rho}_1, \boldsymbol{\rho}_4, \boldsymbol{\rho}_3$, and $\mathbf{T}(t_2, t_1)$ transform back to $\boldsymbol{\rho}_1, \boldsymbol{\rho}_2, \boldsymbol{\rho}_3, \boldsymbol{\rho}_4$, and $\mathbf{T}(t_1, t_2)$ under complex conjugation, by taking complex conjugates of the identity

$$v_2 \boldsymbol{\rho}_1 + v_1 \boldsymbol{\rho}_2 + v_4 \boldsymbol{\rho}_3 + v_3 \boldsymbol{\rho}_4 = \mathbf{C}_0^M \mathbf{T}(t_2, t_1) (v_2 \boldsymbol{\rho}_1 + v_1 \boldsymbol{\rho}_2 + v_4 \boldsymbol{\rho}_3 + v_3 \boldsymbol{\rho}_4), \quad (4.33)$$

we see that $\mathbf{v}^M = \mathbf{C}_0^M \mathbf{T} \mathbf{v}^M$ is satisfied by the matrix \mathbf{v}^M that has the representation

$$\mathbf{v}^M = \begin{pmatrix} \bar{v}_1 \\ \bar{v}_2 \\ \bar{v}_3 \\ \bar{v}_4 \end{pmatrix}. \quad (4.34)$$

Similarly, the vector \mathbf{e} gets replaced by its complex conjugate and hence \mathbf{C}_0^M is represented by $\bar{\mathbf{e}}_1$. For an appropriate rotations of \mathbf{C}_0 in the laminate, with \mathbf{C}_M in the laminate being rotated by the same angle but in the reverse direction to maintain mirroring of the phases. the fields we have obtained solve the cell problem, and the three materials X, Y and Z in Figure 3 are represented by real values of e'_1 and therefore orthotropic. Moreover, since an orthotropic tensor is invariant under mirroring about the axis of orthotropy, the effective elasticity tensors X and Y, as they are clearly mirror images of each other, must also be rotations of each other. We can express them as rotations by angles θ and $-\theta$ of an orthotropic tensor \mathbf{C}' with axes the same as the coordinate axes, thus defining their effective elasticity tensors, \mathbf{C}_θ for Figure 3(a) and $\mathbf{C}_{-\theta}$ for Figure 3(b).

We now just treat the case where $p < 0$ as the case $p > 1$ can be treated similarly. Referring to Figure 4 we see that the volume fractions of \mathbf{C}_0 in \mathbf{C}_θ and $\mathbf{C}_{-\theta}$ (in these laminates of \mathbf{C}_0 and \mathbf{C}_0^M) are respectively $(1 - p)/(1 - 2p)$ and $-p/(1 - 2p)$. Note further from Figure 3 and Figure 4 that by laminating \mathbf{C}_0 with $\mathbf{C}_{-\theta}$, again in the direction $\mathbf{n} = (0, 1)$, with \mathbf{C}_0 occupying a volume fraction $1/(1 - p)$ one obtains \mathbf{C}_θ .

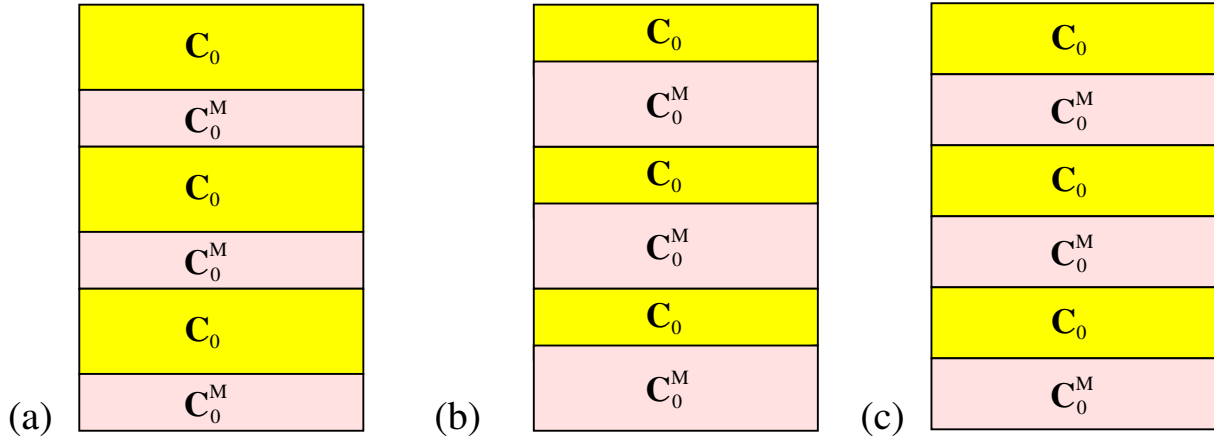


Figure 3: Laminates of properly orientated tensors \mathbf{C}_0 and \mathbf{C}_M that have fields with real values of e'_1 , and hence which have orthotropic symmetry. This orthotropy is immediately evident in Z less so in X and Y. Observe that by laminating \mathbf{C}_0 with Y, again in the direction $\mathbf{n} = (0, 1)$, one obtains X.

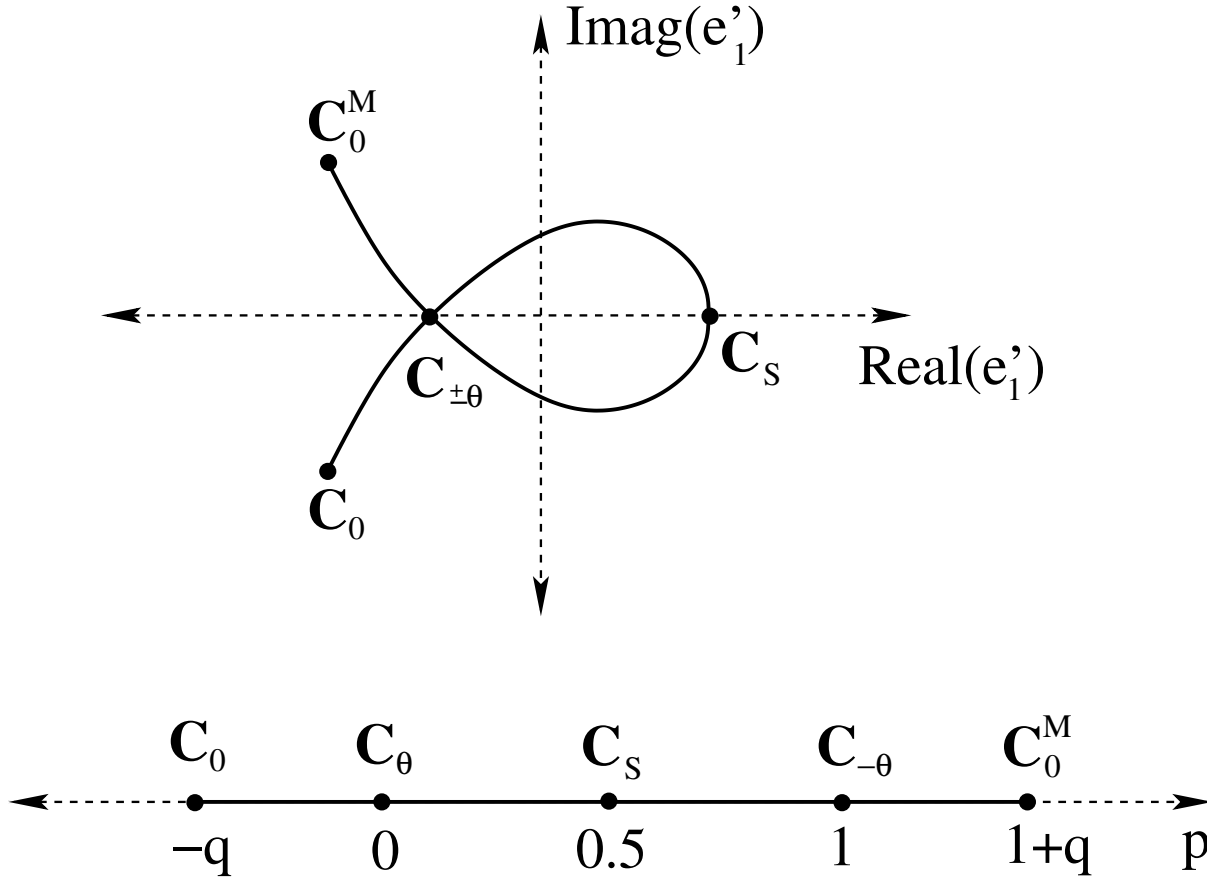


Figure 4: Figure (a) shows a schematic representation of the trajectory in the \mathbf{e}_1 plane. The self intersection point corresponds to the geometries X and Y in Figure 3. When parameterized by p and straightened the trajectory becomes (b). As seen from (b) to obtain \mathbf{C}_θ one should mix \mathbf{C}_0 with \mathbf{C}_0^M in proportions $(1-p)/(1-2p)$ and $-p/(1-2p)$ respectively, or alternatively mix \mathbf{C}_0 with $\mathbf{C}_{-\theta}$ in proportions $1/(1-p)$ and $-p/(1-p)$. In either case the proportion of \mathbf{C}_0 in the mixture is greater than the other material

An explicit formula for \mathbf{C}' can be obtained using the lamination formula of Francfort and Murat [14], or more simply from the formulae (5.22) and (5.26) in [27] which are easily generalized to allow for unequal volume fractions. As both \mathbf{C}_0 and \mathbf{C}_0^M are positive definite tensors on the space of symmetric matrices, so must be the orthotropic material \mathbf{C}' . It may be the case that the elasticity tensor \mathbf{C}_0^M is available as a constituent material. That happens when the rotations $\mathbf{R}(\mathbf{x})$ in (2.2) are not restricted to be proper rotations, but can include reflections as well (having $\det[\mathbf{R}(\mathbf{x})] = -1$). Then we do not require an infinite rank lamination scheme to obtain the orthotropic material \mathbf{C}' represented by \mathbf{e}' as it is a laminate of \mathbf{C}_0 and \mathbf{C}_0^M . Given other values of \mathbf{e}' on the trajectory we can find the associated \mathbf{C}' , not necessarily orthotropic, from the lamination formula with the appropriate volume fraction in the laminate of \mathbf{C}_0 and \mathbf{C}_0^M .

The above argument avoids the difficult question as to what values of e_1 correspond to some positive semidefinite elasticity tensor \mathbf{C} . Certainly the positivity of $\mathbf{v}^\dagger \cdot \mathbf{S}_0 \mathbf{v} = \mathbf{v}^\dagger \cdot \mathbf{T} \mathbf{v}$ with $|v_2| =$

$v_3 = v_4 = 1$ implies $|v_1|^2 \geq 1$, and a tighter bound is obtained from the inequality

$$(\mathbf{v} + \alpha \mathbf{I})^\dagger \mathbf{S}_0 (\mathbf{v} + \alpha \mathbf{I}) = t_1(|v_1|^2 - 1) + \alpha^2 k + 2 \operatorname{Re}[\alpha(\overline{v_1} e_1 + \overline{v_2} e_1 + k)], \quad (4.35)$$

which holds for all complex α . It may be the case that even tighter bounds on e_1 are needed to guarantee that e_1 corresponds to some positive semidefinite elasticity tensor \mathbf{C} . Fortunately, we do not need them.

Having obtained an orthotropic material attaining the bounds that corresponds to the point e'_1 (with e'_1 being real) we can follow the procedure in [6] to obtain an isotropic material attaining the bounds. More generally, it is easily seen that any value of e_1 inside the loop that self intersects at e'_1 is attainable.

It remains to treat the special cases when e_1 is purely real or e_1 is purely imaginary. The first corresponds to an orthotropic material and is treated in [6]. In the second case, using the fact that $\overline{e_1} = -e_1$ and $v_1 = (e_1 - \lambda)/\overline{e_1} = -1 + \lambda/e_1$, consider the fields

$$\begin{aligned} \boldsymbol{\sigma}_1 &= \mathbf{R}_{\pi/2} \mathbf{v} = \begin{pmatrix} 1 - \lambda/e_1 \\ 1 \\ 1 \\ 1 \end{pmatrix}, & \boldsymbol{\sigma}_2 &= \begin{pmatrix} -\lambda/e_1 \\ 0 \\ 0 \\ 0 \end{pmatrix}, \\ \boldsymbol{\epsilon}_1 &= \mathbf{R}_{\pi/2} \mathbf{e} = \begin{pmatrix} -e_1 \\ e_1 \\ k/2 \\ k/2 \end{pmatrix}, & \boldsymbol{\epsilon}_2 &= \begin{pmatrix} 0 \\ 0 \\ k/2 \\ k/2 \end{pmatrix}. \end{aligned} \quad (4.36)$$

As the differences

$$\boldsymbol{\sigma}_1 - \boldsymbol{\sigma}_2 = \begin{pmatrix} 1 \\ 1 \\ 1 \\ 1 \end{pmatrix}, \quad \boldsymbol{\epsilon}_1 - \boldsymbol{\epsilon}_2 = \begin{pmatrix} -e_1 \\ e_1 \\ 0 \\ 0 \end{pmatrix} \quad (4.37)$$

are of the same form as in (2.14), the fields are compatible. Also $\boldsymbol{\sigma}_2$ and $\boldsymbol{\epsilon}_2$ represent shear and hydrostatic fields in an isotropic medium with effective shear and bulk moduli μ_*^+ and κ_*^- . So there exists a suitable trajectory joining this isotropic effective medium with the original crystal. Using an infinite rank lamination scheme that corresponds to the effective medium approximation, similar to the one detailed at the beginning of section 4.2 of [6], we conclude that the point A is attained even in these special cases. Note that this infinite rank lamination scheme is a limiting case of the infinite rank lamination scheme that attains points in Ω , in which the loop in the trajectory shrinks to zero.

5 Proof of the simultaneous attainability of the lower bulk modulus and lower shear modulus bounds (point D)

We look for geometries having a possibly anisotropic effective elasticity tensor \mathbf{C}' such that for some $\mathbf{w}' \neq 0$ and \mathbf{e}' , the latter representing a symmetric matrix,

$$\mathbf{C}' - \mathbf{T} \geq 0, \quad \mathbf{C}' \mathbf{w}' = \mathbf{T} \mathbf{w}', \quad \mathbf{I} : \mathbf{e}' = k, \quad \mathbf{C}' \mathbf{e}' = \mathbf{I}. \quad (5.1)$$

Ultimately \mathbf{C}' will represent an effective tensor of a polycrystal obtained from our starting material with elasticity tensor \mathbf{C}_0 . As $\mathbf{T}\mathbf{w}' = \mathbf{C}'\mathbf{w}'$ is a symmetric matrix, we have that

$$t_1 w'_3 = t_2 w'_4. \quad (5.2)$$

Also the definitions (5.1) imply

$$\overline{\mathbf{e}'} : \mathbf{T}\mathbf{w} = \overline{\mathbf{e}'} : \mathbf{C}'\mathbf{w}' = \overline{\mathbf{C}'\mathbf{e}'} : \mathbf{w}' = \mathbf{I} : \mathbf{w}', \quad (5.3)$$

or equivalently, by normalization and by rotating and redefining \mathbf{C}' as necessary so that

$$|w'_1| \geq |t_2/t_1|, \quad w'_2 = 1, \quad w'_3 = t_2/t_1, \quad w_4 = 1 \quad \text{and} \quad e'_2 = \overline{e'_1}, \quad e'_3 = e'_4 = k/2, \quad (5.4)$$

(5.3) reduces to

$$t_1 \overline{e'_1} v_1 + t_2 e'_1 = t_2 \eta, \quad \text{where} \quad \eta = k + 1/t_1 + 1/t_2. \quad (5.5)$$

Note that the last inequality in (3.30), with $k = 1/\kappa_*$ (so that the bulk modulus is attained), implies $t_1 t_2 \eta \geq 0$.

We can think of any material attaining the bounds as being parameterized by the complex number e'_1 . In terms of it (4.4) implies

$$w'_1 = (\eta - e'_1) t_2 / (t_1 \overline{e'_1}), \quad (5.6)$$

and the constraint that $|w'_1| \geq |w'_3| = |t_2/t_1|$ holds if and only if

$$\eta(\text{Re}(e'_1) - \eta/2) \geq 0. \quad (5.7)$$

Now let us further assume that \mathbf{C}' has orthotropic symmetry which implies that e'_1 is real (and hence $w'_1 = (\eta - e'_1) t_2 / (t_1 e'_1)$ is also real). We consider a layering in direction $\mathbf{n} = (0, 1)$ of the two displacement gradients

$$\mathbf{E}_1 = e^{i\theta} \mathbf{R}_\theta \mathbf{w}', \quad \text{and} \quad \mathbf{E}_2 = e^{-i\theta} \mathbf{R}_{-\theta} \mathbf{w}'. \quad (5.8)$$

These will be compatible if their difference

$$\mathbf{E}_1 - \mathbf{E}_2 = \begin{pmatrix} 2i w'_1 \sin 3\theta \\ -2i \sin \theta \\ 2i t_2 \sin \theta / t_1 \\ 2i \sin \theta \end{pmatrix} \quad (5.9)$$

is of the form (2.14). Assuming $\theta \neq 0$, this will be the case if

$$w'_1 = -\frac{t_2 \sin \theta}{t_1 \sin(3\theta)} = -\frac{t_2}{t_1(2y + 1)}, \quad \text{where} \quad y = \cos(2\theta), \quad (5.10)$$

giving

$$e'_1 = \frac{\eta}{1 + t_1 w'_1 / t_2} = \frac{\eta(2y + 1)}{2y}. \quad (5.11)$$

Note that as θ is real $y = \cos 2\theta$ must lie between 1 and -1 and in fact we need

$$-1 \leq y \leq 0, \quad (5.12)$$

to ensure that the constraint $|w_1| \geq |t_2/t_1|$ is satisfied. The average field will then be

$$\mathbf{w}'' = p\mathbf{E}_1 + (1-p)\mathbf{E}_2 = \begin{pmatrix} w'_1 \cos 3\theta \\ \cos \theta \\ t_2 \cos \theta/t_1 \\ \cos \theta \end{pmatrix} + (2p-1) \begin{pmatrix} -it_2 \sin \theta/t_1 \\ -i \sin \theta \\ it_2 \sin \theta/t_1 \\ i \sin \theta \end{pmatrix}. \quad (5.13)$$

At the same time, in connection with the bulk modulus Voigt bounds, we layer in direction $\mathbf{n} = (0, 1)$ the two compatible strain matrices

$$\boldsymbol{\epsilon}_1 = \mathbf{R}_\theta \mathbf{e}', \quad \text{and} \quad \boldsymbol{\epsilon}_2 = \mathbf{R}_{-\theta} \mathbf{e}', \quad (5.14)$$

to produce the average strain

$$\mathbf{e}'' = p\boldsymbol{\epsilon}_1 + (1-p)\boldsymbol{\epsilon}_2 = \begin{pmatrix} e'_1 \cos(2\theta) \\ e'_1 \cos(2\theta) \\ k/2 \\ k/2 \end{pmatrix} + (p-0.5) \begin{pmatrix} ie'_1 \sin(2\theta) \\ -ie'_1 \sin(2\theta) \\ 0 \\ 0 \end{pmatrix}. \quad (5.15)$$

We next normalize and rotate the average fields, using the rotation

$$\mathbf{R} = \begin{pmatrix} (1-i\tau)/(1+i\tau) & 0 & 0 & 0 \\ 0 & (1+i\tau)/(1-i\tau) & 0 & 0 \\ 0 & 0 & 1 & 0 \\ 0 & 0 & 0 & 1 \end{pmatrix}, \quad \text{with} \quad \tau = (2p-1) \tan \theta, \quad (5.16)$$

to obtain

$$\mathbf{w} = \frac{\mathbf{R}\mathbf{w}''}{(1+i\tau) \cos \theta} = \begin{pmatrix} w_1 \\ 1 \\ t_2/t_1 \\ 1 \end{pmatrix}, \quad \mathbf{e} = \mathbf{R}\mathbf{e}'' = \begin{pmatrix} e_1 \\ \bar{e}_1 \\ k/2 \\ k/2 \end{pmatrix}, \quad (5.17)$$

with

$$w_1 = -\frac{t_2 \left(\frac{\tan \theta}{\tan(3\theta)} + i\tau \right) (1-i\tau)}{t_1(1+i\tau)^2}, \quad e_1 = \frac{e'_1 \left(\cos(2\theta) + i\tau \frac{\sin(2\theta)}{\tan \theta} \right) (1-i\tau)}{(1+i\tau)}. \quad (5.18)$$

One can double check that the identity $t_1 \bar{e}_1 w_1 / t_2 + e_1 = \eta$ holds, as it should. In terms of $y = \cos 2\theta$ and τ the expression for e_1 becomes

$$e_1 = e_1(y, \tau) \equiv \frac{\eta(2y+1) \left(1 + i\tau(1 + \frac{1}{y}) \right) (1-i\tau)}{2(1+i\tau)}, \quad (5.19)$$

where we have used (5.11). Comparing (4.6) with (5.7) and (5.19) with (4.18) we see we can exactly repeat the subsequent analysis in the previous section (with λ replaced by $-\eta$) to establish that the lower bulk modulus and lower shear modulus bounds can be simultaneously attained.

6 Microstructures that simultaneously attain the upper bulk modulus and upper shear modulus bounds (point B)

We look for geometries having a possibly anisotropic effective compliance tensor \mathbf{S}' such that for some $\mathbf{v}' \neq 0$ and $\mathbf{c}' \neq 0$, each representing symmetric matrices,

$$\mathbf{S}' - \mathbf{T} \geq 0, \quad \mathbf{S}' - \mathbf{T}_0 \geq 0, \quad \mathbf{v}' = \mathbf{C}'\mathbf{T}\mathbf{v}', \quad \mathbf{c}' = \mathbf{C}'\mathbf{T}_0\mathbf{c}'. \quad (6.1)$$

Ultimately \mathbf{C}' will represent an effective tensor of a polycrystal obtained from our starting material with elasticity tensor \mathbf{C}_0 , but in this section and the next one \mathbf{C}' will not typically have orthotropic symmetry. From these definitions we deduce that

$$\overline{\mathbf{c}'} : \mathbf{T}\mathbf{v} = \overline{\mathbf{C}'\mathbf{T}_0\mathbf{c}'} : \mathbf{T}\mathbf{v}' = \overline{\mathbf{c}'} : \mathbf{T}_0\mathbf{v}', \quad (6.2)$$

or equivalently, by normalization and by rotating and redefining \mathbf{S}' as necessary so that

$$|v'_1| \geq 1, \quad v'_2 = 1, \quad v'_3 = v'_4 = 1 \quad \text{and} \quad c'_2 = \overline{c'_1}, \quad c'_3 = c'_4 = 1, \quad (6.3)$$

(6.2) reduces to

$$\alpha_1 \overline{c'_1} v'_1 + \alpha_2 c'_1 = 1, \quad (6.4)$$

where

$$\alpha_1 = (t_0 + t_1)/(2t_0 + t_1 + t_2), \quad \alpha_2 = (t_0 + t_2)/(2t_0 + t_1 + t_2) = 1 - \alpha_1. \quad (6.5)$$

Note that the last inequality in (3.22), with $1/\kappa_* = 2t_0$ (so that the bulk modulus is attained), implies that $2t_0 + t_1 + t_2 \geq 0$. Also, since t_0 and t_1 are both positive, we conclude that $\alpha_1 \geq 0$.

We can think of any material attaining the bounds as being parameterized by the complex number c'_1 . In terms of it (6.4) implies

$$v'_1 = \frac{1 - \alpha_2 c'_1}{\alpha_1 \overline{c'_1}}, \quad (6.6)$$

and the constraint that $|v'_1| \geq 1$ holds if and only if

$$|1 - \alpha_2 c'_1|^2 \geq \alpha_1^2 |c'_1|^2. \quad (6.7)$$

This is automatically satisfied if $|c'_1| \leq 1$.

Now consider the stress field trajectory

$$\boldsymbol{\sigma}(\tau) = \begin{pmatrix} e^{i2\theta} v_1 + e^{-i\theta} \tau \\ e^{-i2\theta} + e^{-i\theta} \tau \\ 1 + e^{-i\theta} \tau \\ 1 + e^{-i\theta} \tau \end{pmatrix}, \quad (6.8)$$

that we will associate with the upper shear modulus bounds, and the stress field trajectory

$$\boldsymbol{\sigma}_0(\tau) = \begin{pmatrix} e^{i2\theta} c_1 + \phi \tau \\ e^{-i2\theta} \overline{c_1} + \phi \tau \\ 1 + \phi \tau \\ 1 + \phi \tau \end{pmatrix}, \quad (6.9)$$

that we will associate with the upper bulk modulus bounds, with

$$v_1 = \frac{1 - \alpha_2 c_1}{\alpha_1 \bar{c}_1}, \quad (6.10)$$

where the real constant ϕ remains to be determined and τ parameterizes the trajectory. When $\tau = 0$ these are the fields in a rotation of the original crystal, and the term proportional to τ represents a stress jump, of the same form as $\boldsymbol{\sigma}_1 - \boldsymbol{\sigma}_2$ in (2.14).

We next normalize and rotate the average fields, using the rotation

$$\mathbf{R} = \begin{pmatrix} e^{-i2\theta}(1 + e^{i\theta}\tau)/(1 + e^{-i\theta}\tau) & 0 & 0 & 0 \\ 0 & e^{i2\theta}(1 + e^{-i\theta}\tau)/(1 + e^{i\theta}\tau) & 0 & 0 \\ 0 & 0 & 1 & 0 \\ 0 & 0 & 0 & 1 \end{pmatrix}, \quad (6.11)$$

to obtain

$$\mathbf{v}' = \frac{\mathbf{R}\boldsymbol{\sigma}(\tau)}{1 + e^{-i\theta}\tau} = \begin{pmatrix} v'_1 \\ 1 \\ 1 \\ 1 \end{pmatrix}, \quad \mathbf{c}' = \frac{\mathbf{R}\boldsymbol{\sigma}_0(\tau)}{1 + \phi\tau} = \begin{pmatrix} c'_1 \\ \bar{c}'_1 \\ 1 \\ 1 \end{pmatrix}, \quad (6.12)$$

with

$$v'_1 = \frac{(v_1 + e^{-i3\theta}\tau)(1 + e^{i\theta}\tau)}{(1 + e^{-i\theta}\tau)^2}, \quad c'_1 = \frac{(c_1 + e^{-i2\theta}\phi\tau)(1 + e^{i\theta}\tau)}{(1 + \phi\tau)(1 + e^{-i\theta}\tau)}. \quad (6.13)$$

Substituting these in (6.4) and using (6.10) and the relation $\alpha_1 + \alpha_2 = 1$ gives

$$\phi = \frac{\bar{c}_1(1 - \alpha_1 \bar{c}_1 e^{-i2\theta} - \alpha_2 c_1 e^{i2\theta})e^{-i3\theta}}{1 - \alpha_2 c_1 + \alpha_2 \bar{c}_1 e^{-i4\theta} - \bar{c}_1 e^{-i2\theta}}, \quad (6.14)$$

the reciprocal of which takes a simpler form:

$$\frac{1}{\phi} = \frac{e^{i\theta}}{\bar{c}_1} + \frac{(e^{i\theta} - e^{-i\theta})(\bar{c}_1 - e^{i\theta})}{\alpha_1 e^{-2i\theta}(\bar{c}_1 - e^{2i\theta}) + \alpha_2 e^{2i\theta}(c_1 - e^{-2i\theta})}. \quad (6.15)$$

Candidate values of θ are determined by the requirement that ϕ is real.

We now present an argument supplemented by numerical calculations of Christian Kern that convincingly indicates that point B is always attained when $\mathbf{C} > 0$.

A trajectory $c'_1(\tau)$ is traced as τ varies and this trajectory passes through the point c_1 at $\tau = 0$. In contrast to the trajectories (4.18) and (5.18) it is not generally the case that if c'_1 is on the trajectory then \bar{c}'_1 is also on the trajectory. Consequently points where the trajectory self-intersects now do not typically correspond to orthotropic materials (having real values of c'_1). This is what makes this case (point B) and the following case (point C) much more difficult to treat than the previous two cases (points A and D).

For τ large enough, c'_1 is close to 1. To avoid redundancy we seek to identify each trajectory not by a point along it, but rather in terms of its limiting behavior near 1. Let $\epsilon = c_1 - 1$ and θ be small parameters, such that the ratio ϵ/θ remains fixed as $\epsilon \rightarrow 0$. Then from (6.15) we obtain, to first order in θ and ϵ , that

$$\frac{1}{\phi} \approx 1 - (\bar{z} - i)\theta + \frac{2i\theta\bar{z}}{\alpha_1\bar{z} + \alpha_2 z}, \quad \text{where } z = 2i + (\epsilon/\theta). \quad (6.16)$$

As ϕ is real we get

$$\begin{aligned}\frac{1}{\phi} &= 1 - \theta\delta, \quad \text{with} \quad \delta = z_R - \frac{4z_R z_I}{z_R^2 + (\alpha_1 - \alpha_2)^2 z_I^2}, \\ 0 &= z_I - 1 + \frac{2(z_R^2 + (\alpha_1 - \alpha_2)z_I^2)}{z_R^2 + (\alpha_1 - \alpha_2)^2 z_I^2}.\end{aligned}\tag{6.17}$$

The latter can be solved for z_R in terms of z_I giving

$$z_R^2 = -\frac{[2 + (z_I - 1)(\alpha_1 - \alpha_2)](\alpha_1 - \alpha_2)z_I^2}{z_I + 1}.\tag{6.18}$$

Setting $\tau = -1 - t\theta$, the terms entering the expression for c'_1 in (6.13) are

$$\begin{aligned}c_1 + e^{-i2\theta}\phi\tau &\approx \theta(z - \delta - t), \quad 1 + e^{i\theta}\tau \approx -\theta(i + t), \\ 1 + \phi\tau &\approx -\theta(t + \delta), \quad 1 + e^{-i\theta}\tau \approx -\theta(-i + t),\end{aligned}\tag{6.19}$$

to first order in θ . Substitution in (6.13) gives an alternative parameterization of each trajectory:

$$c'_1 = \left(\frac{z}{\delta + t} - 1\right) \frac{1 - it}{1 + it}.\tag{6.20}$$

A single trajectory is traced as t varies, keeping z fixed, and different values of z_I generate different trajectories, with z_R being given by (6.18) (z_I must be such that the right hand side of (6.18) is non-negative). To see whether the trajectory $c'_1(t)$ loops around the origin as t increases from $-\infty$ to $+\infty$ we look at

$$\arg[c'_1(t)] = \arg[z/(\delta + t) - 1] + 2\arg[1 - it]\tag{6.21}$$

Now $\arg[z/(\delta + t) - 1]$ goes clockwise (or anticlockwise) through an angle of π as t increases from $-\infty$ to $+\infty$ if z_I is negative (positive). Also $2\arg[1 - it]$ goes clockwise through an angle of 2π as t increases from $-\infty$ to $+\infty$. So $c'_1(t)$ loops around the origin if and only if these motions are both clockwise, i.e. if and only if $z_I < 0$.

Additionally, we are only interested in those portions of the trajectory where $|c'_1(t)| < 1$ since this necessarily holds if the corresponding elasticity tensor \mathbf{C}' is positive definite. Thus we only need to consider t in the interval $(|z|^2/(2z_R) - \delta, \infty)$ if $z_R > 0$, or in the interval $(-\infty, |z|^2/(2z_R) - \delta)$ if $z_R < 0$.

The points where the trajectory self intersects can be found by introducing $w = 1/z = w_R + iw_I$ and taking $s = 1/(\delta + t)$ to parameterize the trajectory. The expression for c'_1 becomes

$$c'_1 = \frac{(w - s)[1 + (i - \delta)s]}{w[1 - (i + \delta)s]}.\tag{6.22}$$

Self intersections occur at $s = w_R \pm \gamma$ where γ needs to be found from

$$\frac{(iw_I - \gamma)[1 + (i - \delta)(w_R + \gamma)]}{[1 - (i + \delta)(w_R + \gamma)]} = \frac{(iw_I + \gamma)[1 + (i - \delta)(w_R - \gamma)]}{[1 - (i + \delta)(w_R - \gamma)]}.\tag{6.23}$$

Multiplying this by the product of the denominators we see that the imaginary parts cancel, and from the real parts we get

$$1 - 2\delta w_R + (\delta^2 + 1)(w_R^2 - \gamma^2) + 2w_I = 0,\tag{6.24}$$

giving

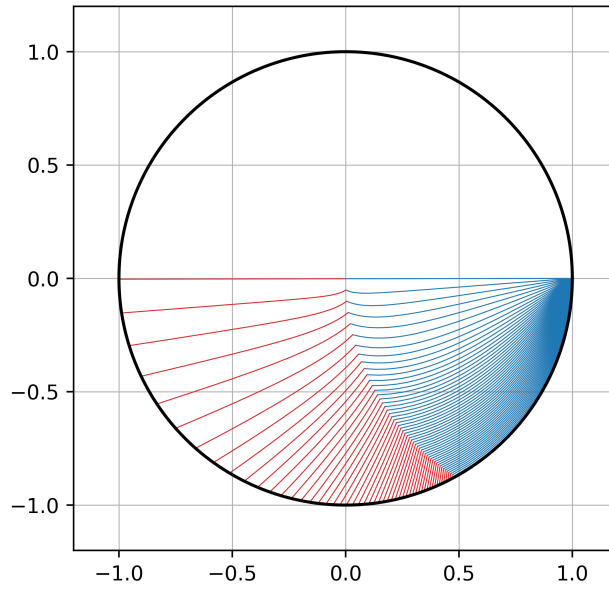
$$\gamma = \pm \sqrt{w_R^2 + \frac{1 - 2\delta w_R + 2w_I}{\delta^2 + 1}}. \quad (6.25)$$

Numerical simulations of Christian Kern, which convincingly indicate that point B is always attained when $\mathbf{C} > 0$, are presented in Figure 5 and Figure 6. For various positive values of α_1 , they show the trajectories in the unit disk $|c_1| < 1$, excluding the part of each trajectory that loops around the origin. Each trajectory tail on one side of the loop is colored in red, while the trajectory tail on the other side of the loop are colored in blue so that one can clearly see the point where the loop begins and ends. Only the trajectories tails in the lower half of the c_1 -plane are shown: mirroring them about the real axis gives the trajectories tails in the upper half plane. The trajectory tails, together with their mirrors, apparently fill the whole unit disk $|c_1| < 1$, no matter what the value of $\alpha_1 > 0$. This strongly suggests that for any $\mathbf{C} > 0$ there exists a trajectory tail through c_1 and an associated point c'_1 on the trajectory where the trajectory self intersects.

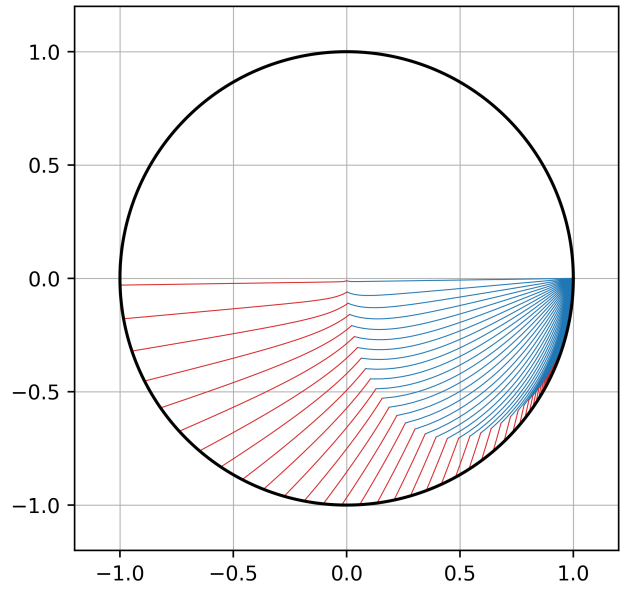
The one remaining question is whether the point c'_1 where the trajectory self intersects corresponds to a positive definite tensor \mathbf{C}' when c_1 corresponds to a positive definite tensor \mathbf{C} ? One can argue as follows. First note that given c'_1 at the self intersection point then assuming we can find one tensor $\mathbf{C}' > 0$ on the that is associated with c'_1 then the other elasticity tensor that is associated with c'_1 on the can be taken to be a rotation of \mathbf{C}' by 2θ .

Thus, under this assumption, associated with the trajectory tail and loop is a hierarchical laminate polycrystal of the original crystal with a structure similar to that in Figure 1. The geometry of the hierarchical laminate is implied by our solution which gives hierarchical stress and strain fields in this medium. This is a particular case of a microgeometry corresponding to the differential scheme and the tensor \mathbf{C}' can be found as the solution to a “self-consistent” equation: \mathbf{C}' must be such that when this tensor is appropriately laminated with the original crystal with tensor \mathbf{C}_0 , as dictated by the parameters associated with the trajectory, the resulting laminate has an effective tensor which is a rotation of \mathbf{C}' . The self-consistent equation can be obtained from the lamination formula of Francfort and Murat [14] or from one of the other lamination formulas described in chapter 9 of [28]. The realizability of the differential scheme, proved for the original Bruggeman’s differential scheme in [26] and in full generality in [5], shows this “self-consistent” equation has a unique solution for \mathbf{C}' such that $\mathbf{C}' > 0$ when $\mathbf{C}_0 > 0$. There could be other solution branches where \mathbf{C}' is not positive definite, but we pick the one where $\mathbf{C}' > 0$.

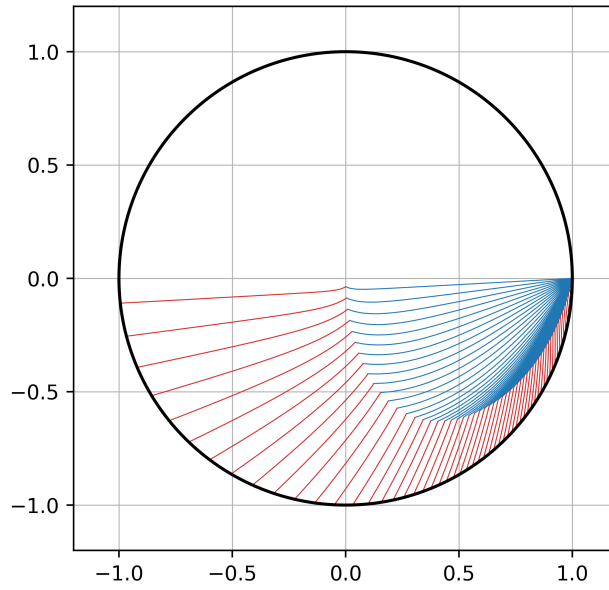
Having obtained a trajectory of optimal polycrystals including a loop around the origin associated with positive definite elastic tensors, we can identify two optimal polycrystals with orthotropic symmetry corresponding to the two points where the loop intersects the real axis. These orthotropic tensors typically have a different volume fraction in the first stage of the construction process, as illustrated in Figure 1. Then, as a final step, we use the construction scheme in [6] to obtain an optimal elastically isotropic material that corresponds to the point B .



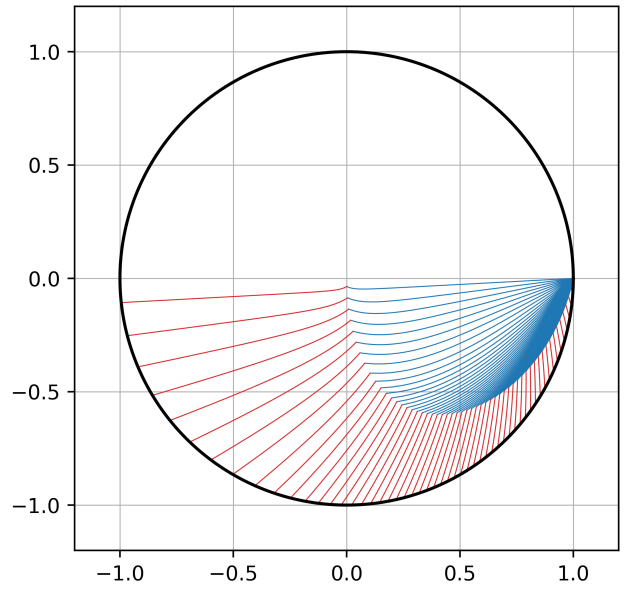
(a) $\alpha_1 = 0.1$



(b) $\alpha_1 = 0.49$



(c) $\alpha_1 = 0.75$



(d) $\alpha_1 = 0.99$

Figure 5: Trajectory plots within the unit disk of the c_1 -plane, excluding the loop portions, for some positive values of $\alpha_1 < 1$. Figure courtesy of Christian Kern.

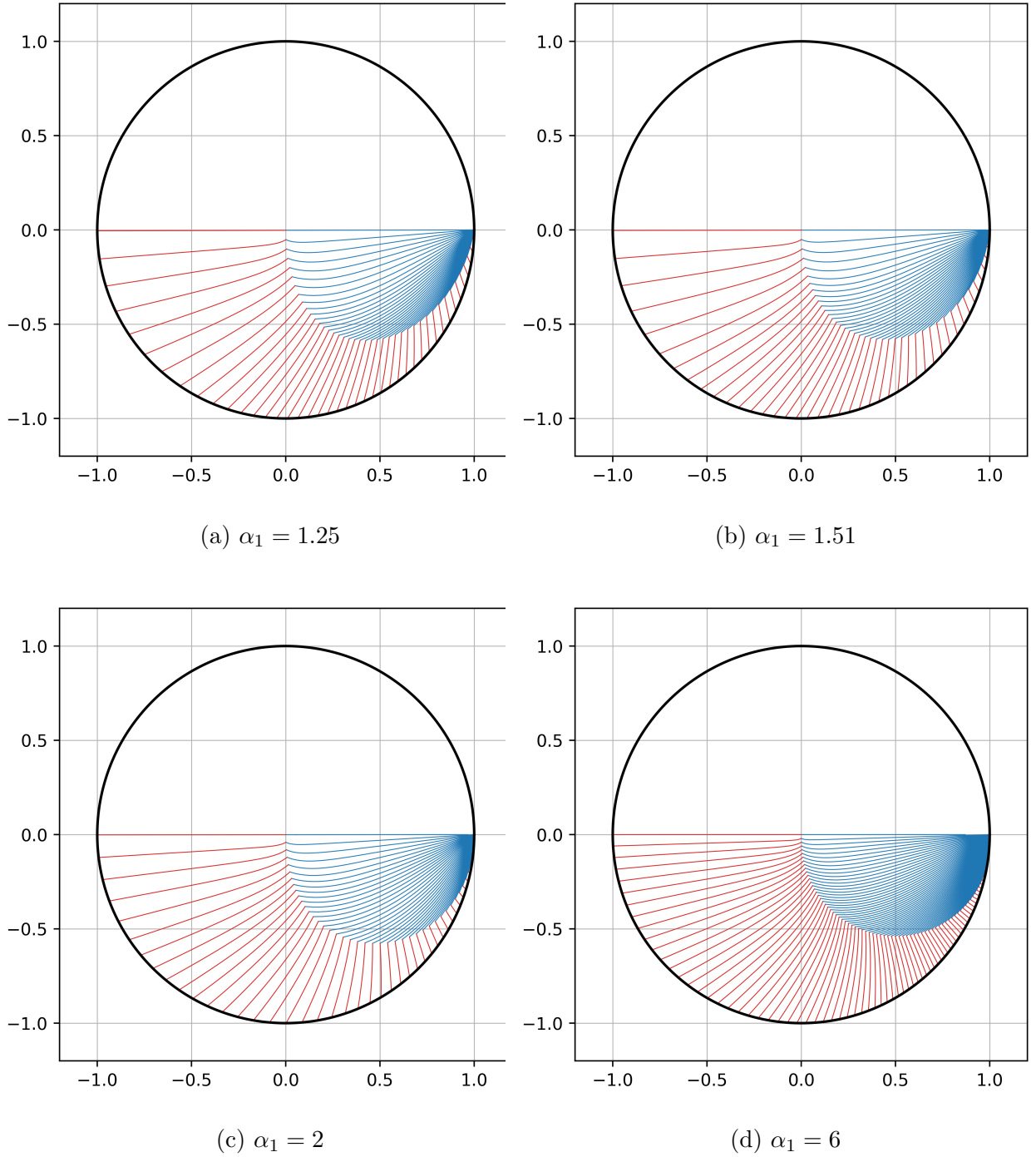


Figure 6: Trajectory plots within the unit disk of the c_1 -plane, excluding the loop portions, for some values of $\alpha_1 > 1$, corresponding to negative values of $\alpha_2 = 1 - \alpha_1$. Figure courtesy of Christian Kern.

7 An algorithm for producing microstructures that simultaneously attain the upper bulk modulus and lower shear modulus bounds (point C)₂₇

We look for geometries having a possibly anisotropic effective elasticity tensor \mathbf{C}' such that for some $\mathbf{w}' \neq 0$ and $\mathbf{c}' \neq 0$, each representing symmetric matrices,

$$\mathbf{C}' - \mathbf{T} \geq 0, \quad \mathbf{S}' - \mathbf{T}_0 \geq 0, \quad \mathbf{C}'\mathbf{w}' = \mathbf{T}\mathbf{w}', \quad \mathbf{c}' = \mathbf{C}'\mathbf{T}_0\mathbf{c}'. \quad (7.1)$$

Ultimately \mathbf{C}' will represent an effective tensor of a polycrystal obtained from our starting material with elasticity tensor \mathbf{C}_0 . As $\mathbf{T}\mathbf{w}' = \mathbf{C}'\mathbf{w}'$ is a symmetric matrix, (5.2) must hold. We deduce that

$$\overline{\mathbf{c}'} : \mathbf{w}' = \overline{\mathbf{C}'\mathbf{T}_0\mathbf{c}'} : \mathbf{w}' = \overline{\mathbf{c}'} : \mathbf{T}_0\mathbf{T}\mathbf{w}', \quad (7.2)$$

or equivalently, by normalization and by rotating and redefining \mathbf{C}' as necessary so that

$$|w'_1| \geq t_2/t_1, \quad w'_2 = -1, \quad w'_3 = t_2/t_1, \quad w_4 = 1 \quad \text{and} \quad c'_2 = \overline{c'_1}, \quad c'_3 = c'_4 = 1, \quad (7.3)$$

(7.2) reduces to

$$\beta_1(t_1/t_2)\overline{c'_1}w'_1 - \beta_2c'_1 = -1, \quad (7.4)$$

where

$$\beta_1 = \frac{t_2(1+t_0t_1)}{t_1+t_2+2t_0t_1t_2}, \quad \frac{t_1(1+t_0t_2)}{t_1+t_2+2t_0t_1t_2} = 1 - \beta_1. \quad (7.5)$$

Note that the last inequality in (3.30), with $1/\kappa_* = 2t_0$ (so that the bulk modulus is attained), implies that $t_1 + t_2 + 2t_0t_1t_2 \geq 0$.

We can think of any material attaining the bounds as being parameterized by the complex number c'_1 . In terms of it (7.4) implies

$$w'_1 = t_2(\beta_2c'_1 - 1)/(t_1\beta_1\overline{c'_1}), \quad (7.6)$$

and the constraint that $|w'_1| \geq |w'_3| = |t_2/t_1|$ holds if and only if

$$|\beta_2c'_1 - 1|^2 \geq \beta_1^2|c'_1|^2. \quad (7.7)$$

Like (6.7), this is automatically satisfied if $|c'_1| \leq 1$.

Now consider the displacement gradient field trajectory

$$\mathbf{E}(\tau) = \begin{pmatrix} e^{i2\theta}w_1 - t_2e^{-i\theta}\tau/t_1 \\ -e^{-i2\theta} - e^{-i\theta}\tau \\ t_2(1 + e^{-i\theta}\tau)/t_1 \\ 1 + e^{-i\theta}\tau \end{pmatrix}, \quad (7.8)$$

that we will associate with the upper shear modulus bounds, and the stress field trajectory

$$\boldsymbol{\sigma}_0(\tau) = \begin{pmatrix} e^{i2\theta}c_1 + \phi\tau \\ e^{-i2\theta}\overline{c_1} + \phi\tau \\ 1 + \phi\tau \\ 1 + \phi\tau \end{pmatrix}, \quad (7.9)$$

that we will associate with the upper bulk modulus bounds, with

$$w_1 = \frac{t_2(\beta_2c_1 - 1)}{t_1\beta_1\overline{c_1}}, \quad (7.10)$$

where the real constant ϕ remains to be determined and τ parameterizes the trajectory. When $\tau = 0$ these are the fields in a rotation of the original crystal, and the term proportional to τ in

(7.8) represents a displacement gradient field jump, of the same form as $\mathbf{E}_1 - \mathbf{E}_2$ in (2.14), while in (7.9) it represents a stress field jump, of the same form as $\boldsymbol{\sigma}_1 - \boldsymbol{\sigma}_2$ in (2.14).

We next normalize and rotate the average fields, using the rotation

$$\mathbf{R} = \begin{pmatrix} e^{-i2\theta}(1 + e^{i\theta}\tau)/(1 + e^{-i\theta}\tau) & 0 & 0 & 0 \\ 0 & e^{i2\theta}(1 + e^{-i\theta}\tau)/(1 + e^{i\theta}\tau) & 0 & 0 \\ 0 & 0 & 1 & 0 \\ 0 & 0 & 0 & 1 \end{pmatrix}, \quad (7.11)$$

to obtain

$$\mathbf{w}' = \frac{\mathbf{R}\boldsymbol{\sigma}(\tau)}{1 + e^{-i\theta}\tau} = \begin{pmatrix} w'_1 \\ -1 \\ 1 \\ 1 \end{pmatrix}, \quad \mathbf{c}' = \frac{\mathbf{R}\boldsymbol{\sigma}_0(\tau)}{1 + \phi\tau} = \begin{pmatrix} c'_1 \\ c'_1 \\ 1 \\ 1 \end{pmatrix}, \quad (7.12)$$

with

$$w'_1 = \frac{(w_1 - t_2 e^{-i3\theta}\tau/t_1)(1 + e^{i\theta}\tau)}{(1 + e^{-i\theta}\tau)^2}, \quad c'_1 = \frac{(c_1 + e^{-i2\theta}\phi\tau)(1 + e^{i\theta}\tau)}{(1 + \phi\tau)(1 + e^{-i\theta}\tau)}. \quad (7.13)$$

Substituting these in (7.4) and using (7.10) and the relation $\beta_1 + \beta_2 = 1$ gives

$$\phi = \frac{\bar{c}_1(1 - \beta_1\bar{c}_1 e^{-i2\theta}t_1/t_2 - \beta_2 c_1 e^{i2\theta})e^{-i3\theta}}{1 - \beta_2 c_1 + \beta_2 \bar{c}_1 e^{-i4\theta} - \bar{c}_1 e^{-i2\theta}}. \quad (7.14)$$

Candidate values of θ are determined by the requirement that ϕ is real. Note that the expression (7.13) for c'_1 is exactly the same as in (6.13) and consequently the condition for the trajectory $c'_1(\tau)$ to loop around the origin is the same as that given in the previous section. The barrier to numerically testing for realizability of point C for all $\mathbf{C} > 0$ is that we need to analyze the trajectories in the c_1 -plane as not just one but two parameters are varied ($\beta_1 = 1 - \beta_2$ and t_1/t_2) since these both enter (7.14). However, given a specific $\mathbf{C} > 0$ the algorithm can be easily implemented and if one finds that there is a trajectory tail through the corresponding c_1 with the trajectory looping around the origin and self-intersecting at some c'_1 , corresponding to a tensor $\mathbf{C}' > 0$, then realizability of point C will be established for that \mathbf{C} .

Acknowledgements

The author is grateful to the National Science Foundation for support through the Research Grant DMS-1814854. Christian Kern is thanked for the numerical simulations presented in Figures 5 and 6. Additionally, the author is deeply grateful to one referee who carefully examined the paper and noted many points requiring correction. In particular they noticed a significant gap in the original argument for attainability of points A and D, which is now corrected.

References

- [1] N. ALBIN AND A. CHERKAEV, *Optimality conditions on fields in microstructures and controllable differential schemes*, vol. 408 of Contemporary Mathematics, American Mathematical Society, Providence, RI, USA, 2006, pp. 137–150, doi:<https://doi.org/10.1090/conm/408>.

- [2] N. ALBIN, A. CHERKAEV, AND V. NESI, *Multiphase laminates of extremal effective conductivity in two dimensions*, Journal of the Mechanics and Physics of Solids, 55 (2007), pp. 1513–1553, doi:<https://doi.org/10.1016/j.jmps.2006.12.003>, <http://www.sciencedirect.com/science/article/pii/S002250960700004X?via%3Dihub>.
- [3] G. ALLAIRE, *Shape Optimization by the Homogenization Method*, vol. 146 of Applied Mathematical Sciences, Springer-Verlag, Berlin, Germany / Heidelberg, Germany / London, UK / etc., 2002, doi:<https://doi.org/10.1007/978-1-4684-9286-6>, <http://link.springer.com/book/10.1007/978-1-4684-9286-6>.
- [4] E. ANDREASSEN, B. S. LAZAROV, AND O. SIGMUND, *Design of manufacturable 3D extremal elastic microstructure*, Mechanics of Materials: an International Journal, 69 (2014), pp. 1–10, doi:<https://doi.org/10.1016/j.mechmat.2013.09.018>, <http://www.sciencedirect.com/science/article/pii/S0167663613002093>.
- [5] M. AVELLANEDA, *Iterated homogenization, differential effective medium theory, and applications*, Communications on Pure and Applied Mathematics (New York), 40 (1987), pp. 527–554, doi:<http://dx.doi.org/10.1002/cpa.3160400502>, <http://onlinelibrary.wiley.com/doi/10.1002/cpa.3160400502/abstract>.
- [6] M. AVELLANEDA, A. V. CHERKAEV, L. V. GIBIANSKY, G. W. MILTON, AND M. RUDELSON, *A complete characterization of the possible bulk and shear moduli of planar polycrystals*, Journal of the Mechanics and Physics of Solids, 44 (1996), pp. 1179–1218, doi:[http://dx.doi.org/10.1016/0022-5096\(96\)00018-X](http://dx.doi.org/10.1016/0022-5096(96)00018-X).
- [7] M. AVELLANEDA, A. V. CHERKAEV, K. A. LURIE, AND G. W. MILTON, *On the effective conductivity of polycrystals and a three-dimensional phase-interchange inequality*, Journal of Applied Physics, 63 (1988), pp. 4989–5003, doi:<http://dx.doi.org/10.1063/1.340445>, <http://scitation.aip.org/content/aip/journal/jap/63/10/10.1063/1.340445>.
- [8] M. AVELLANEDA AND G. W. MILTON, *Optimal bounds on the effective bulk modulus of polycrystals*, SIAM Journal on Applied Mathematics, 49 (1989), pp. 824–837, doi:<http://dx.doi.org/10.1137/0149048>.
- [9] J. M. BALL, J. C. CURRIE, AND P. J. OLVER, *Null Lagrangians, weak continuity, and variational problems of arbitrary order*, Journal of Functional Analysis, 41 (1981), pp. 135–174, doi:[http://dx.doi.org/10.1016/0022-1236\(81\)90085-9](http://dx.doi.org/10.1016/0022-1236(81)90085-9), <http://www.sciencedirect.com/science/article/pii/0022123681900859>.
- [10] J. B. BERGER, H. N. G. WADLEY, AND R. M. McMEEKING, *Mechanical metamaterials at the theoretical limit of isotropic elastic stiffness*, Nature, 543 (2017), pp. 533–537, doi:<https://doi.org/10.1038/nature21075>.
- [11] J. G. BERRYMAN AND G. W. MILTON, *Microgeometry of random composites and porous media*, Journal of Physics D: Applied Physics, 21 (1988), pp. 87–94, doi:<http://dx.doi.org/10.1088/0022-3727/21/1/013>, <http://iopscience.iop.org/article/10.1088/0022-3727/21/1/013/>.

- [12] K. BHATTACHARYA, N. B. FIROOZYE, R. D. JAMES, AND R. V. KOHN, *Restrictions on microstructure*, Proceedings of the Royal Society of Edinburgh, 124A (1994), pp. 843–878, doi:<http://dx.doi.org/10.1017/S0308210500022381>.
- [13] A. V. CHERKAEV, *Variational Methods for Structural Optimization*, vol. 140 of Applied Mathematical Sciences, Springer-Verlag, Berlin / Heidelberg / London / etc., 2000, doi:<http://dx.doi.org/10.1007/978-1-4612-1188-4>.
- [14] G. A. FRANCFORT AND F. MURAT, *Homogenization and optimal bounds in linear elasticity*, Archive for Rational Mechanics and Analysis, 94 (1986), pp. 307–334, doi:<http://dx.doi.org/10.1007/BF00280908>, <http://link.springer.com/article/10.1007/BF00280908>.
- [15] L. V. GIBIANSKY AND O. SIGMUND, *Multiphase composites with extremal bulk modulus*, Journal of the Mechanics and Physics of Solids, 48 (2000), pp. 461–498, doi:[http://dx.doi.org/10.1016/S0022-5096\(99\)00043-5](http://dx.doi.org/10.1016/S0022-5096(99)00043-5).
- [16] Y. GRABOVSKY, *Bounds and extremal microstructures for two-component composites: A unified treatment based on the translation method*, Proceedings of the Royal Society A: Mathematical, Physical, and Engineering Sciences, 452 (1996), pp. 919–944, doi:<http://dx.doi.org/10.1098/rspa.1996.0046>, <http://rspa.royalsocietypublishing.org/content/452/1947/919>.
- [17] Y. GRABOVSKY AND R. V. KOHN, *Microstructures minimizing the energy of a two phase elastic composite in two space dimensions. I. The confocal ellipse construction*, Journal of the Mechanics and Physics of Solids, 43 (1995), pp. 933–947, doi:[http://dx.doi.org/10.1016/0022-5096\(95\)00016-C](http://dx.doi.org/10.1016/0022-5096(95)00016-C), <http://www.sciencedirect.com/science/article/pii/002250969500016C>.
- [18] Y. GRABOVSKY AND R. V. KOHN, *Microstructures minimizing the energy of a two phase elastic composite in two space dimensions. II. The Vigdergauz microstructure*, Journal of the Mechanics and Physics of Solids, 43 (1995), pp. 949–972, doi:[http://dx.doi.org/10.1016/0022-5096\(95\)00017-D](http://dx.doi.org/10.1016/0022-5096(95)00017-D), <http://www.sciencedirect.com/science/article/pii/002250969500017D>.
- [19] R. HILL, *The elastic behavior of a crystalline aggregate*, Proceedings of the Physical Society, London, Section A, 65 (1952), pp. 349–354, doi:<http://dx.doi.org/10.1088/0370-1298/65/5/307>.
- [20] X. HUANG, A. RADMAN, AND Y. M. XIE, *Topological design of microstructures of cellular materials for maximum bulk or shear modulus*, Computational Materials Science, 50 (2011), pp. 1861–1870, doi:<https://doi.org/10.1016/j.commatsci.2011.01.030>, <http://www.sciencedirect.com/science/article/pii/S0927025611000541>.
- [21] L. LIU, R. D. JAMES, AND P. H. LEO, *Periodic inclusion-matrix microstructures with constant field inclusions*, Metallurgical and Materials Transactions A: Physical Metallurgy and Materials Science, 38 (2007), pp. 781–787, doi:<https://doi.org/10.1007/s11661-006-9019-z>, <http://link.springer.com/article/10.1007/s11661-006-9019-z>.

- [22] K. A. LURIE AND A. V. CHERKAEV, *Accurate estimates of the conductivity of mixtures formed of two materials in a given proportion (two-dimensional problem)*, Doklady Akademii Nauk SSSR, 264 (1982), pp. 1128–1130. English translation in *Soviet Phys. Dokl.* **27**:461–462 (1982).
- [23] K. A. LURIE AND A. V. CHERKAEV, *Exact estimates of conductivity of composites formed by two isotropically conducting media taken in prescribed proportion*, Proceedings of the Royal Society of Edinburgh. Section A, Mathematical and Physical Sciences, 99 (1984), pp. 71–87, doi:<http://dx.doi.org/10.1017/S030821050002597X>.
- [24] G. W. MILTON, *Bounds on the electromagnetic, elastic, and other properties of two-component composites*, Physical Review Letters, 46 (1981), pp. 542–545, doi:<http://dx.doi.org/10.1103/PhysRevLett.46.542>, <http://journals.aps.org/prl/abstract/10.1103/PhysRevLett.46.542>.
- [25] G. W. MILTON, *Concerning bounds on the transport and mechanical properties of multicomponent composite materials*, Applied Physics, A26 (1981), pp. 125–130, doi:<http://dx.doi.org/10.1007/BF00616659>.
- [26] G. W. MILTON, *Some exotic models in statistical physics. I. The coherent potential approximation is a realizable effective medium scheme. II. Anomalous first-order transitions*, Ph.D. thesis, Cornell University, Ithaca, New York., 1985, <http://search.proquest.com/dissertations/docview/303393850/>.
- [27] G. W. MILTON, *Composite materials with Poisson’s ratios close to -1* , Journal of the Mechanics and Physics of Solids, 40 (1992), pp. 1105–1137, doi:[http://dx.doi.org/10.1016/0022-5096\(92\)90063-8](http://dx.doi.org/10.1016/0022-5096(92)90063-8).
- [28] G. W. MILTON, *The Theory of Composites*, vol. 6 of Cambridge Monographs on Applied and Computational Mathematics, Cambridge University Press, Cambridge, UK, 2002, doi:<http://dx.doi.org/10.1017/CBO9780511613357>. Series editors: P. G. Ciarlet, A. Iserles, Robert V. Kohn, and M. H. Wright.
- [29] G. W. MILTON, *Modeling the properties of composites by laminates*, in Homogenization and Effective Moduli of Materials and Media, J. L. Ericksen, D. Kinderlehrer, R. V. Kohn, and J.-L. Lions, eds., vol. 1 of The IMA Volumes in Mathematics and its Applications, Springer-Verlag, Berlin / Heidelberg / London / etc., 1986, pp. 150–174, doi:<http://dx.doi.org/10.1007/978-1-4613-8646-9>.
- [30] G. W. MILTON, M. BRIANE, AND D. HARUTYUNYAN, *On the possible effective elasticity tensors of 2-dimensional and 3-dimensional printed materials*, Mathematics and Mechanics of Complex Systems, 5 (2016), pp. 41–94, doi:<https://doi.org/10.2140/memocs.2017.5.41>.
- [31] G. W. MILTON AND M. CAMAR-EDDINE, *Near optimal pentamodes as a tool for guiding stress while minimizing compliance in 3d-printed materials: a complete solution to the weak g -closure problem for 3d-printed materials*, Journal of the Mechanics and Physics of Solids, 114 (2018), pp. 194–208, doi:<https://doi.org/10.1016/j.jmps.2018.02.003>, <https://www.sciencedirect.com/science/article/pii/S0022509617310967>.

- [32] G. W. MILTON, D. HARUTYUNYAN, AND M. BRIANE, *Towards a complete characterization of the effective elasticity tensors of mixtures of an elastic phase and an almost rigid phase*, Mathematics and Mechanics of Complex Systems, 5 (2017), pp. 95–113, doi:<https://doi.org/10.2140/memocs.2017.5.95>.
- [33] G. W. MILTON AND R. V. KOHN, *Variational bounds on the effective moduli of anisotropic composites*, Journal of the Mechanics and Physics of Solids, 36 (1988), pp. 597–629, doi:[http://dx.doi.org/10.1016/0022-5096\(88\)90001-4](http://dx.doi.org/10.1016/0022-5096(88)90001-4).
- [34] F. MURAT, *Compacité par compensation. (French) [Compactness through compensation]*, Annali della Scuola normale superiore di Pisa, Classe di scienze. Serie IV, 5 (1978), pp. 489–507, http://www.numdam.org/item?id=ASNSP_1978_4_5_3_489_0.
- [35] F. MURAT AND L. TARTAR, *Calcul des variations et homogénéisation. (French) [Calculus of variation and homogenization]*, in Les méthodes de l’homogénéisation: théorie et applications en physique, vol. 57 of Collection de la Direction des études et recherches d’Électricité de France, Paris, 1985, Eyrolles, pp. 319–369. English translation in *Topics in the Mathematical Modelling of Composite Materials*, pp. 139–173, ed. by A. Cherkaev and R. Kohn, ISBN 0-8176-3662-5.
- [36] V. NESI AND G. W. MILTON, *Polycrystalline configurations that maximize electrical resistivity*, Journal of the Mechanics and Physics of Solids, 39 (1991), pp. 525–542, doi:[http://dx.doi.org/10.1016/0022-5096\(91\)90039-Q](http://dx.doi.org/10.1016/0022-5096(91)90039-Q).
- [37] A. N. NORRIS, *A differential scheme for the effective moduli of composites*, Mechanics of Materials: An International Journal, 4 (1985), pp. 1–16, doi:[http://dx.doi.org/10.1016/0167-6636\(85\)90002-X](http://dx.doi.org/10.1016/0167-6636(85)90002-X), <http://www.sciencedirect.com/science/article/pii/016766368590002X>.
- [38] I. OSTANIN, G. OVCHINNIKOV, D. C. TOZONI, AND D. ZORIN, *A parameteric class of composites with a large achievable range of effective elastic properties*, Journal of the Mechanics and Physics of Solids, 118 (2018), pp. 204–217, doi:<https://doi.org/10.1016/j.jmps.2018.05.018>.
- [39] O. SIGMUND, *A new class of extremal composites*, Journal of the Mechanics and Physics of Solids, 48 (2000), pp. 397–428, doi:[http://dx.doi.org/10.1016/S0022-5096\(99\)00034-4](http://dx.doi.org/10.1016/S0022-5096(99)00034-4).
- [40] L. TARTAR, *Estimation de coefficients homogénéisés. (French) [Estimation of homogenization coefficients]*, in Computing Methods in Applied Sciences and Engineering: Third International Symposium, Versailles, France, December 5–9, 1977, R. Glowinski and J.-L. Lions, eds., vol. 704 of Lecture Notes in Mathematics, Berlin / Heidelberg / London / etc., 1979, Springer-Verlag, pp. 364–373. English translation in *Topics in the Mathematical Modelling of Composite Materials*, pp. 9–20, ed. by A. Cherkaev and R. Kohn. ISBN 0-8176-3662-5.
- [41] L. TARTAR, *Estimations fines des coefficients homogénéisés. (French) [Fine estimations of homogenized coefficients]*, in Ennio de Giorgi Colloquium: Papers Presented at a Colloquium Held at the H. Poincaré Institute in November 1983, P. Krée, ed., vol. 125 of Pitman Research Notes in Mathematics, London, 1985, Pitman Publishing Ltd., pp. 168–187.

- [42] L. TARTAR, *Some remarks on separately convex functions*, in Microstructure and Phase Transition, D. Kinderlehrer, R. D. James, M. Luskin, and J. L. Ericksen, eds., vol. 54 of The IMA Volumes in Mathematics and its Applications, Springer-Verlag, Berlin / Heidelberg / London / etc., 1993, pp. 191–204.
- [43] L. TARTAR, *The General Theory of Homogenization: a Personalized Introduction*, vol. 7 of Lecture Notes of the Unione Matematica Italiana, Springer-Verlag, Berlin, Germany / Heidelberg, Germany / London, UK / etc., 2009, doi:<https://doi.org/10.1007/978-3-642-05195-1>, <http://www.springerlink.com/content/978-3-642-05194-4>.
- [44] S. TORQUATO, *Random Heterogeneous Materials: Microstructure and Macroscopic Properties*, vol. 16 of Interdisciplinary Applied Mathematics, Springer-Verlag, Berlin / Heidelberg / London / etc., 2002.
- [45] S. TORQUATO, *Random Heterogeneous Materials: Microstructure and Macroscopic Properties*, vol. 16 of Interdisciplinary Applied Mathematics, Springer-Verlag, Berlin, Germany / Heidelberg, Germany / London, UK / etc., 2002, doi:<https://doi.org/10.1007/978-1-4757-6355-3>, <http://www.springer.com/us/book/9780387951676>.
- [46] S. B. VIGDERGAUZ, *Effective elastic parameters of a plate with a regular system of equal-strength holes*, Inzhenernyi Zhurnal. Mekhanika Tverdogo Tela: MTT, 21 (1986), pp. 165–169.
- [47] S. B. VIGDERGAUZ, *Two-dimensional grained composites of extreme rigidity*, Journal of Applied Mechanics, 61 (1994), pp. 390–394, doi:<http://dx.doi.org/10.1115/1.2901456>, <http://appliedmechanics.asmedigitalcollection.asme.org/article.aspx?articleID=1411269>.
- [48] L. XIA AND P. BREITKOPF, *Design of materials using topology optimization and energy-based homogenization approach in Matlab*, Structural and Multidisciplinary Optimization, 52 (2015), p. 7892, doi:<https://doi.org/10.1007/s00158-015-1294-0>, <https://link.springer.com/article/10.1007/s00158-015-1294-0>.
- [49] R. YERA, N. ROSSIA, C. G. MÉNDEZ, AND A. E. HUESPE, *Topology design of 2D and 3D elastic material microarchitectures with crystal symmetries displaying isotropic properties close to their theoretical limits*, Applied Materials Today, 18 (2020), p. 100456, doi:<https://doi.org/10.1016/j.apmt.2019.100456>.