

MULTI-STEP ONLINE UNSUPERVISED DOMAIN ADAPTATION

J. H. Moon, Debasmith Das and C.S. George Lee

Purdue University, West Lafayette, IN, USA

ABSTRACT

In this paper, we address the Online Unsupervised Domain Adaptation (OUDA) problem, where the target data are unlabelled and arriving sequentially. The traditional methods on the OUDA problem mainly focus on transforming each arriving target data to the source domain, and they do not sufficiently consider the temporal coherency and accumulative statistics among the arriving target data. We propose a multi-step framework for the OUDA problem, which institutes a novel method to compute the mean-target subspace inspired by the geometrical interpretation on the Euclidean space. This mean-target subspace contains accumulative temporal information among the arrived target data. Moreover, the transformation matrix computed from the mean-target subspace is applied to the next target data as a preprocessing step, aligning the target data closer to the source domain. Experiments on four datasets demonstrated the contribution of each step in our proposed multi-step OUDA framework and its performance over previous approaches.

Index Terms— Unsupervised domain adaptation, online domain adaptation, mean subspace, Grassmann manifold.

1. INTRODUCTION

Domain Adaptation (DA) [1] aims to reduce the discrepancy between different distributions of the source and the target domains. In particular, the Unsupervised Domain Adaptation (UDA) problem focuses on the study that the target data are completely unlabelled, which is more plausible assumption for the recognition tasks in the real world.

There have been many studies on the UDA problem. For one branch of the studies, Gong et al. [2] and Fernando et al. [3] assumed that the source and the target domains share the common low-dimensional subspace. For another branch of studies on the UDA problem, Long et al. [4] and Sun et al. [5] directly minimized the discrepancy between the source and the target domains. Furthermore, Zhang et al. [6] and Wang et al. [7] combined the techniques in both branches. Vascon et al. [8] and Wulfmeier et al. [9] suggested a new technique for the UDA problem using Nash equilibrium [10] and Generative Adversarial Networks (GAN) [11], respectively.

We notice that only a few work has been conducted on the *Online* Unsupervised Domain Adaptation (OUDA) problem, which assumes that the target data are arriving sequentially as a small batch. Mancini et al. [12] adopted a batch normalization technique [13] for online domain adaptation, which was restricted to the kitting task only. Wulfmeier et al. [9] expanded his previous work on GANs

to the online case. Bitarafan et al. proposed Incremental Evolving Domain Adaptation (IEDA) [14] algorithm, which computes the target data transformation using Geodesic Flow Kernel (GFK) [2] followed by updating the source subspace using Incremental Partial Least Square (IPLS) [15]. This approach is vulnerable when the target data are predicted incorrectly because the ill-labelled target data would be merged with the source-domain data, leading to worse prediction of future target data. Hoffman et al. [16] proposed an OUDA method using Continuous Manifold-based Adaptation (CMA), which formulated the OUDA problem as a non-convex optimization problem. However, this method merely considered the coherency among the adjacent target-data batches.

To overcome the drawbacks of the above methods – contamination of the source domain and lack of temporal coherency, we propose a multi-step framework for the OUDA problem, which institutes a novel method of computing the mean-target subspace inspired by the geometrical interpretation in the Euclidean space. Previous subspace-based methods on the OUDA problem merely compute the transformation matrix between the source subspace and each target subspace. Our method instead computes the transformation matrix between the source subspace and the mean-target subspace, which is incrementally obtained on the Grassmann manifold. Since a subspace is represented as a single point on the Grassmann manifold, the mean-target subspace is regarded as the mean point of multiple points that represent target subspaces of target-data batches. Although Karcher mean [17] is a well-known method for computing the mean point on the Grassmann manifold, it is not suitable for the OUDA problem since the Karcher mean is computed with an iterative process. Instead of the Karcher mean, we propose to compute the mean-target subspace by a geometrical process, which resembles the process of incremental computation for the mean point of a given multiple points on the Euclidean space. The transformation matrix computed with our proposed method is robust to the abrupt change of arriving target batches, leading to a stable domain transfer. We also feed the transformation matrix back to the next target batch, which moves it closer to the source domain. This preprocessing step of the next target batch leads to a more precise computation of the mean-target subspace. Experiments on four datasets demonstrated that our proposed method outperforms the traditional methods in terms of performance and computation speed.

2. PROPOSED APPROACH

2.1. Problem Description

We assume that the data in the source domain $\mathbf{X}_S \in \mathbb{R}^{N_S \times d}$ are static and labelled as $\mathbf{Y}_S \in \mathbb{R}^{N_S \times c}$, where N_S , d and c indicate the numbers of source data, dimension of the data and the number of the class categories, respectively. Data in the target domain are unlabelled and arriving as one batch in each timestep as $\mathbf{X}_T = \{\mathbf{X}_{T,1}, \mathbf{X}_{T,2}, \dots, \mathbf{X}_{T,B}\}$, which are assumed to be sequential and

¹This work was supported in part by the National Science Foundation under Grant IIS-1813935. Any opinion, findings, and conclusions or recommendations expressed in this material are those of the authors and do not necessarily reflect the views of the National Science Foundation.

²We also gratefully acknowledge the support of NVIDIA Corporation with donation of a Titan XP GPU used for this research.

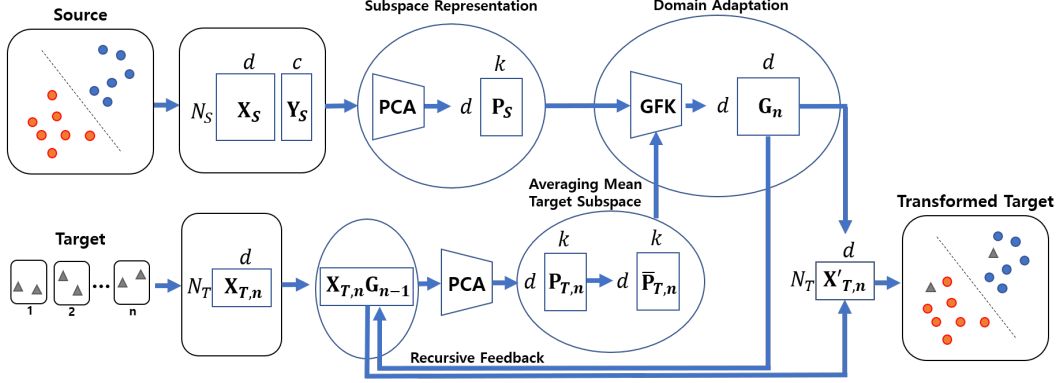


Fig. 1: The proposed OUDA method consists of four steps: 1) Subspace representation, 2) Averaging mean-target subspaces, 3) Domain adaptation, and 4) Recursive feedback.

temporally correlated. We use the term *mini-batch* for the n^{th} target-data batch $\mathbf{X}_{T,n} \in \mathbb{R}^{N_T \times d}$ and B indicates the number of mini-batches and N_T indicates the number of data in each mini-batch. N_T is assumed to be constant for $n = 1, 2, \dots, B$ and very small compared to N_S . In our notation, the subscripts \mathcal{S} and \mathcal{T} indicate the source and the target domains, respectively. Furthermore, subscript (\mathcal{T}, n) represents the n^{th} mini-batch in the target domain.

Our goal is to align the target-data batch $\mathbf{X}_{T,n}$ to the source domain at $n = 1, 2, \dots, B$ in an online manner so that the transformed target data $\mathbf{X}'_{T,n}$ can be recognized correctly as $\hat{\mathbf{Y}}_{T,n}$ with the classifier pre-trained in the source domain. Using the notation of [2], we denote the subspace with its basis \mathbf{P}_S and $\mathbf{P}_{T,n} \in \mathbb{R}^{d \times k}$, where d is the dimension of the original data and k is the dimension of the subspace. For instance, $\mathbf{P}_T = \{\mathbf{P}_{T,1}, \mathbf{P}_{T,2}, \dots, \mathbf{P}_{T,B}\}$ is the set of target subspaces composed of entire mini-batches, whereas $\mathbf{P}_{T,n}$ is the target subspace for the n^{th} mini-batch. For example, for Principal Component Analysis (PCA) [18], this subspace represents the projection matrix from the original space to the subspace.

2.2. Proposed OUDA Method

As shown in Fig. 1, our proposed OUDA framework consists of four steps for the incoming n^{th} mini-batch: 1) Subspace representation, 2) Averaging mean-target subspace, 3) Domain adaptation, and 4) Recursive feedback. Step one computes the low-dimensional subspace, $\mathbf{P}_{T,n}$, of the target domain using PCA. Step two computes the mean of the target subspaces $\bar{\mathbf{P}}_{T,n}$ embedded in the Grassmann manifold using our novel technique, *Incremental Computation of Mean Subspace (ICMS)*. Step three is the domain adaptation and it computes the transformation matrix \mathbf{G}_n from the target domain to the source domain based on the approach of Bitarafan et al. [14] which adopts the GFK method [2], a manifold alignment technique. Step four provides recursive feedback by feeding \mathbf{G}_n back to the next mini-batch $\mathbf{X}_{T,n+1}$. Each step is described next in detail.

2.2.1. Subspace Representation

The ultimate goal of our proposed OUDA method is to find the transformation matrix $\mathbf{G} = \{\mathbf{G}_1, \mathbf{G}_2, \dots, \mathbf{G}_B\}$ that transforms the set of target mini-batches $\mathbf{X}_T = \{\mathbf{X}_{T,1}, \mathbf{X}_{T,2}, \dots, \mathbf{X}_{T,B}\}$ to $\mathbf{X}'_T = \{\mathbf{X}'_{T,1}, \mathbf{X}'_{T,2}, \dots, \mathbf{X}'_{T,B}\}$ so that these transformed target data are well aligned to the source domain, where $\mathbf{G}_n \in \mathbb{R}^{d \times d}$ indicates the transformation matrix from $\mathbf{X}_{T,n}$ to $\mathbf{X}'_{T,n}$. However, we prefer not to use the methods that compute \mathbf{G}_n directly

on the original data space with high dimension d . For example, raw input image features have dimension $d = 4096$, and the technique, which directly computes the transformation matrix by Correlation Alignment (CORAL) [5], requires to compute 4096×4096 matrix. Since our technique is desired to be conducted in online manner, we embed the source \mathbf{X}_S and the target data $\mathbf{X}_T = \{\mathbf{X}_{T,1}, \mathbf{X}_{T,2}, \dots, \mathbf{X}_{T,B}\}$ to low-dimensional spaces as \mathbf{P}_S and $\mathbf{P}_T = \{\mathbf{P}_{T,1}, \mathbf{P}_{T,2}, \dots, \mathbf{P}_{T,B}\}$, respectively, which preserve the meaningful information of the original data space. We adopt PCA to obtain \mathbf{P}_S and \mathbf{P}_T since PCA algorithm is simple and fast for online DA, and it is available for both labelled and unlabelled data unlike other dimension-reduction techniques such as Linear Discriminant Analysis (LDA) [19].

2.2.2. Averaging Mean-target Subspace

Throughout this paper, we utilize Grassmann manifold $G(k, d)$ [20], a space that parameterizes all k dimensional linear subspaces of d dimensional vector space. Since a subspace is represented as a single point on the Grassmann manifold, \mathbf{P}_S and $\mathbf{P}_{T,1}, \mathbf{P}_{T,2}, \dots, \mathbf{P}_{T,B}$ are represented as $(B + 1)$ points on $G(k, d)$.

For solving the offline UDA problem (i.e., $B = 1$), Gong et al. [2] utilized the geodesic flow from \mathbf{P}_S to \mathbf{P}_T on $G(k, d)$. Previous methods for the OUDA problem directly compute the transformation matrix based on the source and the target subspaces of each mini-batch. We propose a novel technique, called *Incremental Computation of Mean Subspace (ICMS)*, which computes the mean subspace in the target domain inspired by the geometrical interpretation on the Euclidean space. Then we compute the geodesic flow from \mathbf{P}_S to $\bar{\mathbf{P}}_{T,n}$. Formally, when the n^{th} mini-batch $\mathbf{X}_{T,n}$ arrives and is represented as the subspace $\mathbf{P}_{T,n}$, we incrementally compute the mean-target subspace $\bar{\mathbf{P}}_{T,n}$ using $\mathbf{P}_{T,n}$ and $\bar{\mathbf{P}}_{T,n-1}$, where $\bar{\mathbf{P}}_{T,n-1}$ is the mean subspace of $(n - 1)$ target subspaces $\mathbf{P}_{T,1}, \mathbf{P}_{T,2}, \dots, \mathbf{P}_{T,n-1}$.

As shown in Fig. 2(a), the mean point $\bar{\mathbf{X}}_n$ can be computed in an incremental way when n points $\mathbf{X}_1, \mathbf{X}_2, \dots, \mathbf{X}_n$ are on the Euclidean space. If the mean point $\bar{\mathbf{X}}_{n-1}$ of $n - 1$ points $\mathbf{X}_1, \mathbf{X}_2, \dots, \mathbf{X}_{n-1}$ and the n^{th} point \mathbf{X}_n are given, the updated mean point $\bar{\mathbf{X}}_n$ is computed as $\bar{\mathbf{X}}_n = \{(n - 1)\bar{\mathbf{X}}_{n-1} + \mathbf{X}_n\}/n$. From a geometrical perspective, $\bar{\mathbf{X}}_n$ is the internal point where the distances from $\bar{\mathbf{X}}_n$ to $\bar{\mathbf{X}}_{n-1}$ and to \mathbf{X}_n have the ratio of $1 : (n - 1)$:

$$|\bar{\mathbf{X}}_{n-1}\bar{\mathbf{X}}_n| = \frac{|\bar{\mathbf{X}}_{n-1}\mathbf{X}_n|}{n}. \quad (1)$$

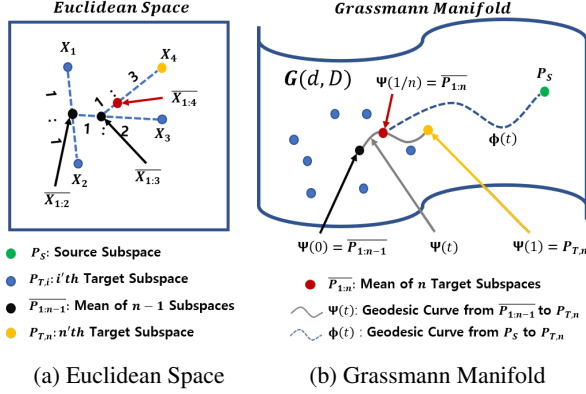


Fig. 2: (a) Incremental computation of mean-target subspace inspired by the geometrical interpretation from Euclidean space. (b) Incremental computation of the mean of target subspaces on the Grassmann manifold.

We adopt this ratio concept to the Grassmann manifold from a geometrical perspective. As shown in Fig. 2(b), we update the mean-target subspace $\bar{P}_{T,n}$ of n target subspaces when the previous mean subspace $\bar{P}_{T,n-1}$ of $(n-1)$ target subspaces and n^{th} subspace $P_{T,n}$ are given. Using the geodesic parameterization [21] with a single parameter t , the geodesic flow from $\bar{P}_{T,n-1}$ to $P_{T,n}$ is parameterized as $\Psi_n : t \in [0, 1] \rightarrow \Psi_n(t) \in G(k, d)$:

$$\Psi_n(t) = \bar{P}_{T,n-1} \mathbf{U}_{1,n} \mathbf{\Gamma}_n(t) - \bar{\mathbf{R}}_{T,n-1} \mathbf{U}_{2,n} \mathbf{\Sigma}_n(t) \quad (2)$$

under the constraints $\Psi_n(0) = \bar{P}_{T,n-1}$ and $\Psi_n(1) = P_{T,n}$. It is valid to apply this ratio concept on the Euclidean space to the geodesic flow on the Grassmann manifold since t is parameterized proportionally to the arc length of $\Psi_n(t)$ [22]. $\bar{\mathbf{R}}_{T,n-1} \in \mathbb{R}^{d \times (d-k)}$ denotes the orthogonal complement to $\bar{P}_{T,n-1}$; that is, $\bar{\mathbf{R}}_{T,n-1}^T \bar{P}_{T,n-1} = \mathbf{O}$. Two orthonormal matrices $\mathbf{U}_{1,n} \in \mathbb{R}^{k \times k}$ and $\mathbf{U}_{2,n} \in \mathbb{R}^{(d-k) \times (d-k)}$ are given by the following pair of singular-value decompositions (SVDs),

$$\bar{P}_{T,n-1}^T P_{T,n} = \mathbf{U}_{1,n} \mathbf{\Gamma}_n \mathbf{V}_n^T \quad (3)$$

$$\bar{\mathbf{R}}_{T,n-1}^T P_{T,n} = -\mathbf{U}_{2,n} \mathbf{\Sigma}_n \mathbf{V}_n^T \quad (4)$$

where $\mathbf{\Gamma}_n \in \mathbb{R}^{k \times k}$ and $\mathbf{\Sigma}_n = [\mathbf{\Sigma}_{1,n}^T \mathbf{O}^T]^T \in \mathbb{R}^{(d-k) \times k}$ are diagonal and block diagonal matrices, respectively, and $\mathbf{\Sigma}_{1,n} \in \mathbb{R}^{k \times k}$ and $\mathbf{O} \in \mathbb{R}^{(d-2k) \times k}$. Since the dimension of \mathbf{O} should be positive, $(d-2k)$ should be greater than 0. We assume that the dimension of the subspace k is much smaller than the dimension of the original space d so that $k < d/2$. The diagonal elements of $\mathbf{\Gamma}_n$ and $\mathbf{\Sigma}_{1,n}$ are $\cos \theta_{i,n}$ and $\sin \theta_{i,n}$ for $i = 1, 2, \dots, k$. These $\theta_{i,n}$'s are the principal angles [23] between $\bar{P}_{T,n-1}$ and $P_{T,n}$. $\mathbf{\Gamma}_n(t)$ and $\mathbf{\Sigma}_n(t) = [\mathbf{\Sigma}_{1,n}(t)^T \mathbf{O}^T]^T$ are diagonal and block diagonal matrices whose elements are $\cos(t\theta_{i,n})$ and $\sin(t\theta_{i,n})$, respectively.

Finally, we adopt the ratio concept from Eq. (1) to $\Psi_n(t)$ and obtain $\bar{P}_{T,n} = \Psi_n(\frac{1}{n})$. Hence, we can incrementally compute the mean-target subspace as follow:

$$\bar{P}_{T,n} = \bar{P}_{T,n-1} \mathbf{U}_{1,n} \mathbf{\Gamma}_n(\frac{1}{n}) - \bar{\mathbf{R}}_{T,n-1} \mathbf{U}_{2,n} \mathbf{\Sigma}_n(\frac{1}{n}). \quad (5)$$

Note that n refers to the n^{th} mini-batch in the target domain. Since $0 \leq \frac{1}{n} \leq 1$, $\mathbf{\Gamma}_n(\frac{1}{n})$ and $\mathbf{\Sigma}_n(\frac{1}{n})$ are well defined.

2.2.3. Domain Adaptation

After computing the mean-target subspace $\bar{P}_{T,n}$, we parameterize another geodesic flow from P_S to $\bar{P}_{T,n}$ as $\Phi_n : t \in [0, 1] \rightarrow \Phi_n(t) \in G(k, d)$:

$$\Phi_n(t) = P_S \mathbf{U}_{3,n} \mathbf{\Lambda}_n(t) - \mathbf{R}_S \mathbf{U}_{4,n} \mathbf{\Omega}_n(t) \quad (6)$$

under the constraints $\Phi_n(0) = P_S$ and $\Phi_n(1) = \bar{P}_{T,n}$. $\mathbf{R}_S \in \mathbb{R}^{d \times (d-k)}$ denotes the orthogonal complement to P_S ; that is, $\mathbf{R}_S^T P_S = \mathbf{O}$. Two orthonormal matrices $\mathbf{U}_{3,n} \in \mathbb{R}^{k \times k}$ and $\mathbf{U}_{4,n} \in \mathbb{R}^{(d-k) \times (d-k)}$ are given by the following pair of SVDs,

$$P_S^T \bar{P}_{T,n} = \mathbf{U}_{3,n} \mathbf{\Lambda}_n \mathbf{W}_n^T \quad (7)$$

$$\mathbf{R}_S^T \bar{P}_{T,n} = -\mathbf{U}_{4,n} \mathbf{\Omega}_n \mathbf{W}_n^T. \quad (8)$$

Based on the GFK, the transformation matrix \mathbf{G}_n from the target domain to the source domain is found by projecting and integrating over the infinite set of all intermediate subspaces between them:

$$\int_0^1 (\Phi_n(\alpha)^T \mathbf{x}_i)^T (\Phi_n(\alpha)^T \mathbf{x}_j) d\alpha = \mathbf{x}_i^T \mathbf{G}_n \mathbf{x}_j. \quad (9)$$

From the above equation, we can derive the closed form of \mathbf{G}_n as:

$$\mathbf{G}_n = \int_0^1 \Phi_n(\alpha) \Phi_n(\alpha)^T d\alpha. \quad (10)$$

We adopt this \mathbf{G}_n as the transformation matrix to the preprocessed target data as $\mathbf{X}'_{T,n} = \mathbf{X}_{T,n}^{pre} \mathbf{G}_n$, which better aligns the target data to the source domain. $\mathbf{X}_{T,n}^{pre}$ is the target data fed back from the previous mini-batch, which is described in the next section.

2.2.4. Recursive Feedback

Previous work on the OUDA problem does not evidently consider the temporal dependency between the subspace of adjacent target mini-batches. Unlike traditional methods, our proposed OUDA method feeds \mathbf{G}_n back to the next target mini-batch as $\mathbf{X}_{T,n+1}^{pre} = \mathbf{X}_{T,n+1} \mathbf{G}_n$ at the next timestep $(n+1)$, which imposes the temporal dependency between $\mathbf{X}_{T,n}$ and $\mathbf{X}_{T,n+1}$ by moving $P_{T,n+1}$ closer to $P_{T,n}$ on the Grassmann manifold. PCA is conducted from this $\mathbf{X}_{T,n+1}^{pre}$ to represent the $(n+1)^{th}$ target subspace $P_{T,n+1}$.

3. EXPERIMENTAL RESULTS

3.1. Datasets

To evaluate our proposed OUDA method in data classification, we performed experiments on four datasets [14]– the Traffic dataset, the Car dataset, the Waveform21 dataset, and the Waveform40 dataset. These datasets provided a large variety of time-variant images and signals to test upon. The Traffic dataset includes images captured from a fixed traffic camera observing a road over a 2-week period. It consists of 5412 instances of $d = 512$ dimensional features with two classes as either heavy traffic or light traffic. Figure 3 depicts the image samples of the Traffic dataset. The Car dataset contains images of automobiles manufactured between 1950 and 1999 acquired from online database. It includes 1770 instances of $d = 4096$ dimensional features with two classes as sedans or trucks. The Waveform21 dataset is composed of 5000 wave instances of $d = 21$ dimensional features with three classes. The Waveform40 dataset is the second version of the Waveform21 with additional features. This dataset consists of $d = 40$ dimensional features.




Fig. 3: Image samples of Traffic dataset captured from the morning (left) to afternoon (middle) and night (right).

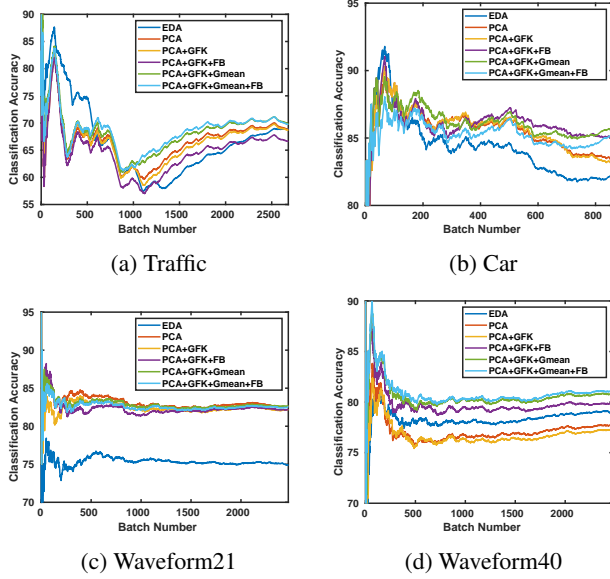


Fig. 4: Accuracy of the previous method (EDA) and variants of the proposed method.

3.2. Comparison with Previous Methods

We used the Evolving Domain Adaptation (EDA) [14] method as the reference model for comparing the classification accuracy with our proposed OUDA method and its variants. The metric for classification accuracy is based on [14] as $A(n) = \{\sum_{\tau=1}^n a(\tau)\}/n$, where $A(n)$ is the accuracy of the n arrived data and $a(\tau)$ is the accuracy for τ^{th} mini-batch.

Figure 4 depicts the classification accuracy when the mini-batches are arriving. It indicated that our proposed OUDA method and majority of its variants outperformed the EDA method. For the Traffic dataset, a sudden drift occurred in the 1100th mini-batch which resulted in an abrupt decrease of the accuracy but the performance recovered when the number of arriving mini-batch increased. For the Car dataset, the average accuracy was slightly decreasing since the target data were evolving in long term (i.e., from 1950 to 1999), which resulted in more discrepancy between the source and the target domains.

3.3. Ablation Study

In order to understand which step of our proposed method contributes to the improvement of the accuracy performance, we also measured the accuracy for the different variants of our proposed OUDA method and compared their performance. We compared the accuracy by incrementally including each step to the process

Table 1: Accuracy (%) of Various Methods(Vanilla AE)

Method	Classifier	Traffic	Car	Waveform21	Waveform40
CMA+GFK	KNN	63.22	82.50	72.48	66.85
	SVM	68.87	82.73	69.15	68.77
CMA+SA	KNN	41.33	56.45	33.19	33.09
	SVM	41.33	56.45	33.84	33.05
EDA	ISSL	69.00	82.59	74.65	79.66
PCA	KNN	63.05	82.50	71.07	66.08
	SVM	68.85	83.31	82.55	77.74
PCA+GFK	KNN	64.02	82.44	70.55	65.76
	SVM	68.71	83.08	82.10	77.23
PCA+GFK+FB	KNN	61.77	81.28	72.65	66.85
	SVM	66.67	84.88	82.18	79.86
PCA+GFK+Gmean	KNN	56.42	82.73	72.22	67.11
	SVM	69.94	85.52	82.69	80.79
PCA+GFK+Gmean+FB	KNN	57.03	82.44	72.38	67.90
	SVM	69.77	85.00	82.51	81.07

Table 2: Comparison of Computation Time (sec)

Method	Traffic	Car	Waveform21	Waveform40
EDA	105.7	2545	22.32	23.42
Proposed method	57.45	5503	3.188	4.410

of OUDA. Except for the EDA method, which adopted Incremental Semi-Supervised Learning (ISSL) technique for classifying the unlabelled target data, all other approaches adopted the basic K-Nearest-Neighbors [24] or Support-Vector-Machine [25] classifiers for target-label prediction.

Table 1 shows that averaging the mean-target subspace (Gmean) and recursive feedback (FB) steps improved the performance the most. Gmean and FB steps improved the performance at 4.27% and 4.08% respectively, compared to EDA. These results indicated that computing the mean-target subspace leads to stable computation of the transformation matrix \mathbf{G}_n . Furthermore, feeding \mathbf{G}_n back to the $(n+1)^{th}$ target mini-batch shifted it closer to the source domain.

3.4. Computation Time

We evaluated the computation time of our proposed OUDA method as compared to the previous methods in the same datasets above. As shown in Table 2, our proposed OUDA method was significantly faster (i.e., 1.84 to 7.00 times) for all the datasets except the Car dataset, which indicated that our proposed method was more suitable for online DA. Since the Car dataset consists of $d = 4096$ dimensional features, it consumed more time to compute the mean-target subspace as well as the geodesic curve from the source subspace to the mean-target subspace.

4. CONCLUSIONS

We have described a multi-step framework for tackling the OUDA problem for classification problem when target data are arriving in mini-batches. Inspired by the geometrical interpretation of computing mean point on the Euclidean space, we proposed computing the mean-target subspace on the Grassmann manifold incrementally for mini-batches of target data. We further adopted a feedback step that leverages the transformation of the target data at the next timestep. The transformation matrix computed from the source subspace and the mean-target subspace aligned the target data closer to the source domain. Recursive feedback of domain adaptation increases the robustness of the recognition system for abrupt change of target data. Fast computation time due to the usage of low-dimensional space enables our proposed method to be applied to OUDA in real-time.

5. REFERENCES

- [1] Vishal M Patel, Raghuraman Gopalan, Ruonan Li, and Rama Chellappa. Visual domain adaptation: A survey of recent advances. *IEEE signal processing magazine*, 32(3):53–69, 2015.
- [2] Boqing Gong, Yuan Shi, Fei Sha, and Kristen Grauman. Geodesic flow kernel for unsupervised domain adaptation. In *2012 IEEE Conference on Computer Vision and Pattern Recognition*, pages 2066–2073, 2012.
- [3] Basura Fernando, Amaury Habrard, Marc Sebban, and Tinne Tuytelaars. Unsupervised visual domain adaptation using subspace alignment. In *Proceedings of the IEEE International Conference on Computer Vision*, pages 2960–2967, 2013.
- [4] Mingsheng Long, Yue Cao, Jianmin Wang, and Michael I Jordan. Learning transferable features with deep adaptation networks. *arXiv preprint arXiv:1502.02791*, 2015.
- [5] Baochen Sun, Jiashi Feng, and Kate Saenko. Return of frustratingly easy domain adaptation. In *Thirtieth AAAI Conference on Artificial Intelligence*, 2016.
- [6] Jing Zhang, Wanqing Li, and Philip Ogunbona. Joint geometrical and statistical alignment for visual domain adaptation. In *Proceedings of the IEEE Conference on Computer Vision and Pattern Recognition*, pages 1859–1867, 2017.
- [7] Jindong Wang, Wenjie Feng, Yiqiang Chen, Han Yu, Meiyu Huang, and Philip S Yu. Visual domain adaptation with manifold embedded distribution alignment. In *2018 ACM Multimedia Conference on Multimedia Conference*, pages 402–410. ACM, 2018.
- [8] Sebastiano Vascon, Sinem Aslan, Alessandro Torcinovich, Twan van Laarhoven, Elena Marchiori, and Marcello Pelillo. Unsupervised domain adaptation using graph transduction games. *arXiv preprint arXiv:1905.02036*, 2019.
- [9] Markus Wulfmeier, Alex Bewley, and Ingmar Posner. Incremental adversarial domain adaptation for continually changing environments. In *2018 IEEE International conference on robotics and automation (ICRA)*, pages 1–9, 2018.
- [10] John F Nash et al. Equilibrium points in n-person games. *Proceedings of the national academy of sciences*, 36(1):48–49, 1950.
- [11] Ian Goodfellow, Jean Pouget-Abadie, Mehdi Mirza, Bing Xu, David Warde-Farley, Sherjil Ozair, Aaron Courville, and Yoshua Bengio. Generative adversarial nets. In *Advances in neural information processing systems*, pages 2672–2680, 2014.
- [12] Massimiliano Mancini, Hakan Karaoguz, Elisa Ricci, Patric Jensfelt, and Barbara Caputo. Kitting in the wild through online domain adaptation. In *2018 IEEE/RSJ International Conference on Intelligent Robots and Systems (IROS)*, pages 1103–1109, 2018.
- [13] Sergey Ioffe and Christian Szegedy. Batch normalization: Accelerating deep network training by reducing internal covariate shift. *arXiv preprint arXiv:1502.03167*, 2015.
- [14] Adeleh Bitarafan, Mahdieh Soleymani Baghshah, and Marzieh Gheisari. Incremental evolving domain adaptation. *IEEE Transactions on Knowledge and Data Engineering*, 28(8):2128–2141, 2016.
- [15] Xue-Qiang Zeng and Guo-Zheng Li. Incremental partial least squares analysis of big streaming data. *Pattern recognition*, 47(11):3726–3735, 2014.
- [16] Judy Hoffman, Trevor Darrell, and Kate Saenko. Continuous manifold based adaptation for evolving visual domains. In *Proceedings of the IEEE Conference on Computer Vision and Pattern Recognition*, pages 867–874, 2014.
- [17] Yasuko Chikuse. *Statistics on special manifolds*, volume 174. Springer Science & Business Media, 2012.
- [18] Svante Wold, Kim Esbensen, and Paul Geladi. Principal component analysis. *Chemometrics and intelligent laboratory systems*, 2(1-3):37–52, 1987.
- [19] Suresh Balakrishnama and Aravind Ganapathiraju. Linear discriminant analysis-a brief tutorial. *Institute for Signal and information Processing*, 18:1–8, 1998.
- [20] Alan Edelman, Tomás A Arias, and Steven T Smith. The geometry of algorithms with orthogonality constraints. *SIAM journal on Matrix Analysis and Applications*, 20(2):303–353, 1998.
- [21] Kyle A Gallivan, Anuj Srivastava, Xiuwen Liu, and Paul Van Dooren. Efficient algorithms for inferences on grassmann manifolds. In *IEEE Workshop on Statistical Signal Processing, 2003*, pages 315–318, 2003.
- [22] Joel W Robbin and Dietmar A Salamon. Introduction to differential geometry. *ETH, Lecture Notes, preliminary version*, 2011.
- [23] Andrew V Knyazev and Peizhen Zhu. Principal angles between subspaces and their tangents. *arXiv preprint arXiv:1209.0523*, 2012.
- [24] James M Keller, Michael R Gray, and James A Givens. A fuzzy k-nearest neighbor algorithm. *IEEE transactions on systems, man, and cybernetics*, 15(4):580–585, 1985.
- [25] Johan AK Suykens and Joos Vandewalle. Least squares support vector machine classifiers. *Neural processing letters*, 9(3):293–300, 1999.