

Stochastic discrete time crystals: Entropy production and subharmonic synchronization

Lukas Oberreiter¹, Udo Seifert¹, and Andre C. Barato²

¹ *II. Institut für Theoretische Physik, Universität Stuttgart, 70550 Stuttgart, Germany*

² *Department of Physics, University of Houston, Houston, Texas 77204, USA*

Discrete time crystals are periodically driven systems that display spontaneous symmetry breaking of time translation invariance in the form of indefinite subharmonic oscillations. We introduce a thermodynamically consistent model for a discrete time crystal and analyze it using the framework of stochastic thermodynamics. In particular, we evaluate the rate of energy dissipation of this many body system of interacting noisy subharmonic oscillators in contact with a heat bath. Our model displays the novel phenomena of subharmonic synchronization, which corresponds to collective subharmonic oscillations of the individual units.

PACS numbers: 05.70.Ln, 02.50.Ey

Time crystals [1, 2] are a phase of matter first proposed by Wilczek [3]. They are closed equilibrium systems with a time-independent Hamiltonian that displays oscillations in time, which corresponds to a spontaneous breaking of time translation symmetry. The name is chosen in analogy to crystals, which display spontaneous symmetry breaking of spatial translation symmetry due to the emergence of a periodic arrangement of atoms in space. Shortly after this proposal, general proofs that time crystals could not be realized in closed many-body quantum systems with short-range interactions were provided [4, 5]. However, quite recently, it has been demonstrated that a time crystal in a system with long range interactions is possible [6].

Compared to this initial proposal by Wilczek, a different kind of breaking of time translation symmetry happens in discrete time crystals (DTCs) [7–10]. These are nonequilibrium quantum systems with a time-periodic Hamiltonian, for which breaking of time translation symmetry is manifested in the occurrence of subharmonic oscillations with a period longer than the period of the Hamiltonian. These discrete time crystals are not in contact with a heat bath, hence, they do not dissipate energy. They typically rely on disorder and localization to avoid a stationary state of infinite temperature, which would not support time crystalline order [8, 9, 11]. Interestingly, DTCs have been realized in experiments [12, 13].

For such DTCs, coupling the system to an external reservoir can destroy the DTC phase [14]. Nevertheless, open systems in contact with an external reservoir allow for a broader range of mechanisms, which do not rely on disorder and localization, that do lead to a DTC phase [15–20]. In fact, the onset of subharmonic oscillations in dynamical systems under periodic driving has been known for quite some time [21]. However, the amount of energy dissipated by a DTC as an open system has not been evaluated yet.

In this Letter, we introduce a thermodynamically consistent model for a classical stochastic many-body DTC

in contact with a heat bath. Our model falls within the theoretical framework of stochastic thermodynamics [22–24]. As one consequence, we can evaluate the rate of entropy production, which quantifies how much energy the system dissipates. We show that the average of this quantity and its fluctuations can be used to identify the transition to a DTC phase.

The mechanism that leads to subharmonic oscillations in our model is different from DTCs in open systems that have been proposed so far. We consider a many-body system for which each isolated unit displays a finite number of coherent subharmonic oscillations that fades away after some time due to noise [25]. By introducing interactions between these units, we show that for an interaction strength above a certain critical value the number of coherent subharmonic oscillations diverges in the thermodynamic limit, which is a signature of a DTC phase.

The mean field version of our model displays a new phenomenon that we call subharmonic synchronization. Standard synchronization [26] is a fundamental phenomena in physics, whereby coupled oscillators display collective oscillations. For the subharmonic synchronization observed here, periodically driven oscillators display collective subharmonic oscillations.

A surprising result is obtained with the 2D version of the model. It does not display subharmonic synchronization, similar to related models for standard synchronization that do not display synchronization in 2D [27, 28]. However, we show that the 2D model still exhibits a DTC phase, characterized by indefinite subharmonic oscillations in the thermodynamic limit.

Each unit of our model, which is illustrated in Fig. 1, is a clock with $\Omega \geq 3$ states labeled by $\alpha = 0, 1, \dots, \Omega - 1$. For a single unit, the transition rate from state α to $\alpha + 1$ is

$$w_{\alpha}^{+}(t) = ke^{E_{\alpha}(t) - B_{\alpha}(t)}, \quad (1)$$

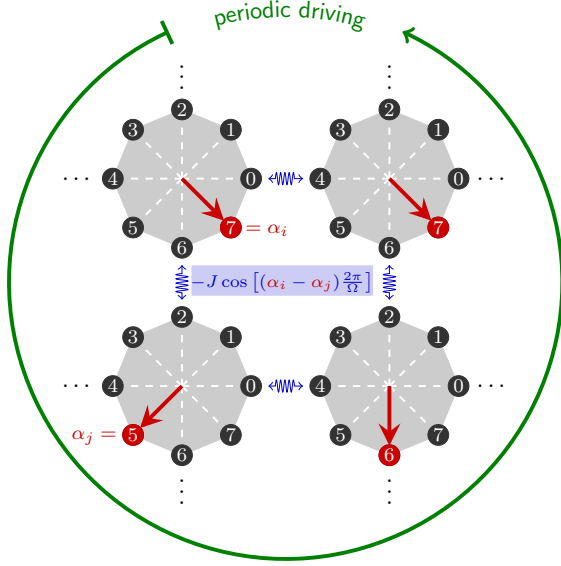


FIG. 1. (Color online) Sketch of the 2D model.

while the transition rate from state α to $\alpha - 1$ is

$$w_{\alpha}^{-}(t) = k e^{E_{\alpha}(t) - B_{\alpha-1}(t)}, \quad (2)$$

where the parameter k sets the time-scale. The time-periodic energy of state α is $E_{\alpha}(t)$, the time-periodic energy barrier between states α and $(\alpha + 1) \bmod \Omega$ is $B_{\alpha}(t)$. Boltzmann's constant k_B and temperature T are set to $k_B = T = 1$ throughout. For $t \in [0, \tau]$, where τ is the period, the energy and energy barriers are given by

$$E_{\alpha}(t) = \lfloor \ln(c)/\Omega \rfloor [(\alpha + \lfloor \Omega t/\tau \rfloor - 1) \bmod \Omega], \quad (3)$$

and

$$B_{\alpha}(t) = \lfloor \ln(c)/\Omega \rfloor [\Omega - 1 + (\alpha + \lfloor \Omega t/\tau \rfloor) \bmod \Omega], \quad (4)$$

where c is a positive constant.

The model for a single unit has been analyzed in [25]. In a certain deterministic limit, for which $k \gg \tau^{-1}$ and $c \rightarrow \infty$, this clock displays indefinite subharmonic oscillations with period $(\Omega - 1)\tau$. Let us explain the case $\Omega = 3$ in this limit. The period has three parts. During the first part of the period only the transition rate from state $\alpha = 0$ to state $\alpha = 1$ is finite (and much larger than τ^{-1}), with the other transition rates arbitrarily small. During the second part of the period only the transition rate from state $\alpha = 2$ to state $\alpha = 0$ is finite. During the third part of the period only the transition rate from state $\alpha = 1$ to state $\alpha = 2$ is finite. If we consider an initial condition $\alpha = 0$, at the end of the first period the state of the system will be $\alpha = 2$. The system then starts the second period at $\alpha = 2$ and finishes this period at state $\alpha = 0$. Consequently, the system oscillates subharmonically between states $\alpha = 0$ and $\alpha = 2$ in the subsequent periods, with state $\alpha = 1$ absent in the oscillations. The

period of this subharmonic oscillation is $(\Omega - 1)\tau = 2\tau$. A similar argument holds for arbitrary Ω , with the state $\alpha = 1$ absent in the subharmonic oscillations.

For a single unit, these subharmonic oscillations are indefinite only in this peculiar deterministic limit. For finite values of k and c , thermal fluctuations destroy the coherence of the subharmonic oscillations, i.e., two point correlation functions in time display subharmonic oscillations that decay exponentially [25].

The many-body system consists of N such units. The state of unit $i = 1, 2, \dots, N$ is denoted by α_i and the state of the system by $\vec{\alpha} = (\alpha_1, \alpha_2, \dots, \alpha_N)$. These units interact with a time-independent interaction energy

$$V_{\vec{\alpha}} = -\mathcal{J} \sum_{i=1}^N \sum_j \cos[2\pi(\alpha_i - \alpha_j)/\Omega]/2. \quad (5)$$

For the mean field variant, the sum in j is over all units from $j = 1$ to $j = N$ and $\mathcal{J} = J/N$. For the 2D variant, the sum in j is over four nearest neighbors, $\mathcal{J} = J$, and we consider periodic boundary conditions. The time-periodic Hamiltonian of the model is $\sum_{i=1}^N E_{\alpha_i}(t) + V_{\vec{\alpha}}$, where $E_{\alpha_i}(t)$ is given by Eq. (3). The transition rate from a state $\vec{\alpha} = (\dots, \alpha_i, \dots)$ to state $\vec{\alpha}' = (\dots, \alpha_i + 1, \dots)$ is given by

$$w_{\vec{\alpha}_i}^{+}(t) = k e^{\theta_{\vec{\alpha}, \vec{\alpha}'} (V_{\vec{\alpha}} - V_{\vec{\alpha}'}) + E_{\alpha_i}(t) - B_{\alpha_i}(t)}, \quad (6)$$

where $\theta_{\vec{\alpha}, \vec{\alpha}'} = 1$ if $V_{\vec{\alpha}'} \geq V_{\vec{\alpha}}$ and $\theta_{\vec{\alpha}, \vec{\alpha}'} = 0$ if $V_{\vec{\alpha}'} < V_{\vec{\alpha}}$. The transition rate from state $\vec{\alpha} = (\dots, \alpha_i, \dots)$ to state $\vec{\alpha}' = (\dots, \alpha_i - 1, \dots)$ is given by

$$w_{\vec{\alpha}_i}^{-}(t) = k e^{\theta_{\vec{\alpha}, \vec{\alpha}'} (V_{\vec{\alpha}} - V_{\vec{\alpha}'}) + E_{\alpha_i}(t) - B_{\alpha_i-1}(t)}. \quad (7)$$

We have performed continuous-time Monte Carlo simulations of this model using the Gillespie algorithm [29]. The parameters of the model are set to $k = 40$, $c = 10^4$ and the period is $\tau = 1$. The number of states of each unit is $\Omega = 8$. The basic phenomena we investigate is whether, for an interaction strength J above a certain critical value, subharmonic oscillations become coherent in the thermodynamic limit, which is a signature of the onset of a DTC phase. Changing the parameters that have been fixed leads to results that are quantitatively different but have the same physical features discussed below.

The following observables characterize this system. First, the order parameter for the synchronization of the different clocks reads [26]

$$r(t) \equiv N^{-1} \left| \sum_{i=1}^N e^{2\pi i \alpha_i(t)/\Omega} \right|, \quad (8)$$

where $\alpha_i(t)$ is the state of unit i at time t . Since we are interested in subharmonic oscillations we consider the stroboscopic time n , with $r_n \equiv r(n\tau)$. The quantity r_n

as a function of n reaches a stationary value denoted by r . If the clocks do not synchronize then r approaches $(\Omega - 1)^{-1}$ rather than going to 0. This nonzero r is due to the following fact. For the case of no interactions ($J = 0$), the clocks oscillate subharmonically in a completely desynchronized fashion. However, as explained above, state $\alpha = 1$ is not part of these oscillations, which leads to $r \rightarrow (\Omega - 1)^{-1}$ for this case. Therefore, if the subharmonic clocks synchronize, then $r > (\Omega - 1)^{-1}$.

Second, the number of coherent oscillations is quantified by the correlation function $C(t)$, which is the density of clocks in state $\alpha_i = 0$ at time t given that at time 0 all clocks $i = 1, 2, \dots, N$ are in state $\alpha_i = 0$. The stroboscopic quantity $C_n = C(n\tau)$ has oscillations that decay exponentially in n . The period of oscillations and the decay time are written n_{osc} and n_{dec} , respectively. The number of coherent subharmonic oscillations is defined as

$$\mathcal{R} \equiv 2\pi n_{\text{dec}}/n_{\text{osc}}. \quad (9)$$

The factor 2π in this definition is related to the fact that \mathcal{R} can be defined as the ratio of the imaginary and real parts of an eigenvalue of the fundamental matrix [25].

Third, the amount of energy dissipation is quantified by the thermodynamic rate of entropy production [22]. This observable quantifies the energetic cost of the DTC; it is the rate of work exerted on the system due the periodic driving. For a stochastic trajectory with total time T exhibiting M jumps, $\vec{\alpha}^{(1)} \rightarrow \vec{\alpha}^{(2)} \rightarrow \dots \rightarrow \vec{\alpha}^{(M)}$, the entropy change is

$$X_\sigma \equiv \sum_{m=1}^{M-1} \ln(w_{\vec{\alpha}^{(m)} \rightarrow \vec{\alpha}^{(m+1)}}/w_{\vec{\alpha}^{(m+1)} \rightarrow \vec{\alpha}^{(m)}}), \quad (10)$$

where $w_{\vec{\alpha}^{(m)} \rightarrow \vec{\alpha}^{(m+1)}}$ is the transition rate from state $\vec{\alpha}^{(m)}$ to state $\vec{\alpha}^{(m+1)}$. The average rate of entropy production is $\sigma \equiv \langle X_\sigma \rangle / T$, where the brackets denote an average over stochastic trajectories. Fluctuations of the entropy production are quantified by the Fano factor $F_\sigma \equiv (\langle X_\sigma^2 \rangle - \langle X_\sigma \rangle^2) / \langle X_\sigma \rangle$. Both quantities, σ and F_σ , are formally defined in the limit $T \rightarrow \infty$.

We first analyze the mean field model. The results for the order parameter r are shown in Fig. 2(a). They indicate that $r > (\Omega - 1)^{-1}$ for $J > J_c \simeq 0.975$ in the thermodynamic limit. This mean field model displays the novel phenomena of subharmonic synchronization. It differs from related models for standard synchronization without periodic drive [27, 28, 30]. In these models each unit is a biased random walk on a circle with Ω states. The bias is generated by a fixed thermodynamic force such as the free energy of adenosine triphosphate hydrolysis. In contrast, in our model each unit is a periodically driven clock that displays noisy subharmonic oscillations.

The scaling of the number of coherent oscillations \mathcal{R} with the system size N is shown in Fig. 2(b). Below

the critical point \mathcal{R} saturates. Hence, subharmonic oscillations do not last indefinitely in the thermodynamic limit but fade away after some transient. Above the critical point, \mathcal{R} diverges with system size as a power law, with an exponent compatible with 1. For $J \geq J_c$, subharmonic oscillations thus become indefinite in the limit $N \rightarrow \infty$, which corresponds to a DTC phase.

Since our model for a DTC is thermodynamically consistent, we can evaluate how much energy this DTC dissipates using Eq. (10). In Fig. 2(c), we show the rate of entropy production per unit σ/N as a function of the interaction strength J for different values of N . The maximum of the first derivative of σ/N with respect to J as a function of N seems to follow a power law, which indicates that this derivative diverges in the limit $N \rightarrow \infty$. With the values of N that were accessible with our simulations we were not able to determine the exponent reliably. Our result indicates that in the thermodynamic limit there is a discontinuity in the rate of entropy production per unit, σ/N .

For the 2D model we obtain results that are qualitatively different from the results for the mean field model. As shown in Fig. 3(a), even for regions where the order parameter r seems to be larger than $(\Omega - 1)^{-1}$ in a finite system, $r - (\Omega - 1)^{-1}$ decays to zero as power law with system size. Hence, there is no subharmonic synchronization in the 2D model, with $r \rightarrow (\Omega - 1)^{-1}$ for any value of J in the thermodynamic limit.

Interestingly, even though the 2D model does not display subharmonic synchronization, it does still display a DTC phase. For J above a certain critical value $J_c \simeq 0.36$, the number of coherent oscillations diverges with system size as a power law, as shown in Fig. 3(b). Similar to the mean field version, the exponent is approximately 1, independent of the value of J .

For the rate of entropy production in the 2D model, we cannot identify any non-analytical behavior of σ/N or its first derivative at criticality within our numerics. Non-analytical behavior of higher order derivatives cannot be ruled out. However, we can observe the signature of a phase transition in the fluctuations of the entropy production, as quantified by the Fano factor F_σ . As shown in Fig. 3(c), the maximum of F_σ diverges with system size, which indicates that the Fano factor diverges at criticality in the thermodynamic limit. We could not determine the exponent associated with this divergence reliably. Divergence of this Fano factor at criticality has also been observed in models for biochemical oscillations [31].

Further evidence of a phase transition in the 2D model is shown in Fig. 4, which is a snapshot of the state of the system. This picture shows that there is long-range order above the critical point with the formation of islands with a certain orientation. This result is similar to the observation of a "Kosterlitz-Thouless-type" phenomena

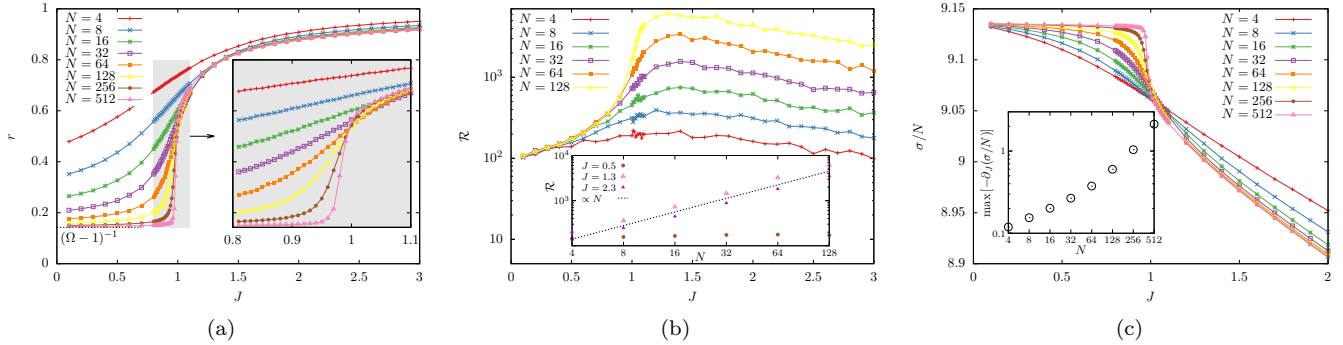


FIG. 2. (Color online) Observables for the mean field variant as functions of the interaction strength J . (a) Order parameter r . (b) Number of coherent oscillations \mathcal{R} . (c) Rate of entropy production per unit σ/N .

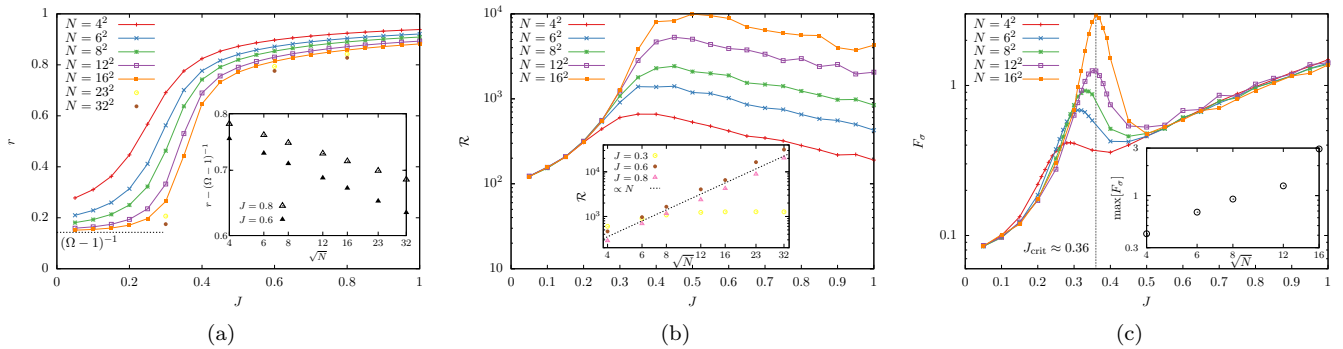


FIG. 3. (Color online) Observables for the 2D variant as functions of the interaction strength J . (a) Order parameter r . (b) Number of coherent oscillations \mathcal{R} . (c) Fano factor F_σ .

in a 2D model of interacting noisy oscillators (without periodic driving) [27, 28].

In summary, we have introduced a paradigmatic model for a stochastic many-body system in contact with a heat bath that displays a DTC phase. The novel phenomena of subharmonic synchronization, whereby periodically driven oscillators display synchronized subharmonic oscillations, was found with the mean-field version. For the 2D variant, there is no synchronization, however, there is a rich phenomenology with a phase transition to a DTC phase, which is characterized by the divergence of the number of coherent subharmonic oscillations and by spatial long-range order. We expect that future work on the 2D model will lead to a systematic understanding of this phenomenology.

We have calculated the rate of entropy production of a DTC with our thermodynamically consistent model. For the mean field model, the rate of entropy production has a discontinuity at the critical point, dropping to a lower value when the system crosses to the DTC phase. For the 2D model, while we could not observe any non-analytical behavior of the rate of entropy production, the Fano factor that quantifies fluctuations of the entropy production diverges at the critical point.

Time crystals are related to the idea of perpetual motion [2]. We have considered an open system with a well defined second law of thermodynamics, which rules out perpetual motion. As one intriguing application, our results open up the possibility of building a model for a subharmonic heat engine that breaks time translation symmetry. It would be interesting to investigate whether power and efficiency of such a heat engine is bounded by the relations that have been found for cyclic and steady state heat engines [32–35].

-
- [1] K. Sacha and J. Zakrzewski, Rep. Prog. Phys. **81**, 016401 (2017).
 - [2] V. Khemani, R. Moessner, and S. L. Sondhi, arXiv:1910.10745 (2019).
 - [3] F. Wilczek, Phys. Rev. Lett. **109**, 160401 (2012).
 - [4] P. Bruno, Phys. Rev. Lett. **111**, 070402 (2013).
 - [5] H. Watanabe and M. Oshikawa, Phys. Rev. Lett. **114**, 251603 (2015).
 - [6] V. K. Kozin and O. Kyriienko, Phys. Rev. Lett. **123**, 210602 (2019).
 - [7] K. Sacha, Phys. Rev. A **91**, 033617 (2015).
 - [8] V. Khemani, A. Lazarides, R. Moessner, and S. L.

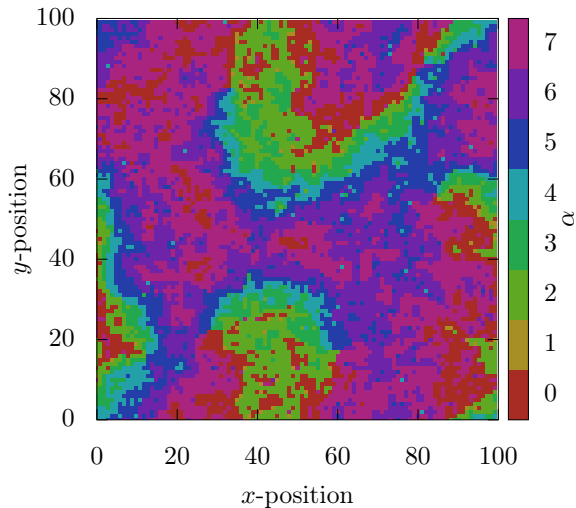


FIG. 4. (Color online) Long-range order in the 2D model. The axes represent the spatial coordinates of the 2D lattice. The colors represent the state of an unit $\alpha_i = 0, 1, \dots, 7$. The parameters are $N = 100^2$ and $J = 0.8$. This picture was taken for the stroboscopic time $n = 1000$.

- Sondhi, Phys. Rev. Lett. **116**, 250401 (2016).
- [9] D. V. Else, B. Bauer, and C. Nayak, Phys. Rev. Lett. **117**, 090402 (2016).
- [10] A. Pizzi, J. Knolle, and A. Nunnenkamp, Phys. Rev. Lett. **123**, 150601 (2019).
- [11] R. Moessner and S. Sondhi, Nature Phys. **13**, 424 (2017).
- [12] J. Zhang, P. Hess, A. Kyprianidis, P. Becker, A. Lee, J. Smith, G. Pagano, I.-D. Potirniche, A. C. Potter, A. Vishwanath, *et al.*, Nature **543**, 217 (2017).
- [13] S. Choi, J. Choi, R. Landig, G. Kucsko, H. Zhou, J. Isoya, F. Jelezko, S. Onoda, H. Sumiya, V. Khemani, *et al.*, Nature **543**, 221 (2017).
- [14] A. Lazarides and R. Moessner, Phys. Rev. B **95**, 195135 (2017).
- [15] N. Y. Yao, C. Nayak, L. Balents, and M. P. Zaletel, arXiv:1801.02628 (2018).
- [16] Z. Gong, R. Hamazaki, and M. Ueda, Phys. Rev. Lett. **120**, 040404 (2018).
- [17] R. R. W. Wang, B. Xing, G. G. Carlo, and D. Poletti, Phys. Rev. E **97**, 020202 (2018).
- [18] F. M. Gambetta, F. Carollo, M. Marcuzzi, J. P. Garrahan, and I. Lesanovsky, Phys. Rev. Lett. **122**, 015701 (2019).
- [19] F. M. Gambetta, F. Carollo, A. Lazarides, I. Lesanovsky, and J. P. Garrahan, Phys. Rev. E **100**, 060105 (2019).
- [20] T. L. Heugel, M. Oscity, A. Eichler, O. Zilberberg, and R. Chitra, Phys. Rev. Lett. **123**, 124301 (2019).
- [21] R. E. Goldstein, Physics Today **71**, 32 (2018).
- [22] U. Seifert, Rep. Prog. Phys. **75**, 126001 (2012).
- [23] C. Jarzynski, Ann. Rev. Cond. Mat. Phys. **2**, 329 (2011).
- [24] C. V. den Broeck and M. Esposito, Physica A **418**, 6 (2015).
- [25] L. Oberreiter, U. Seifert, and A. C. Barato, Phys. Rev. E **100**, 012135 (2019).
- [26] S. Gupta, A. Campa, and S. Ruffo, *Statistical Physics of Synchronization* (Springer, 2018).
- [27] K. Wood, C. Van den Broeck, R. Kawai, and K. Lindenberg, Phys. Rev. Lett. **96**, 145701 (2006).
- [28] K. Wood, C. Van den Broeck, R. Kawai, and K. Lindenberg, Phys. Rev. E **74**, 031113 (2006).
- [29] D. T. Gillespie, J. Phys. Chem. **81**, 2340 (1977).
- [30] T. Herpich, J. Thingna, and M. Esposito, Phys. Rev. X **8**, 031056 (2018).
- [31] B. Nguyen, U. Seifert, and A. C. Barato, J. Chem. Phys. **149**, 045101 (2018).
- [32] M. Esposito, K. Lindenberg, and C. van den Broeck, Phys. Rev. Lett. **102**, 130602 (2009).
- [33] N. Shiraishi, K. Saito, and H. Tasaki, Phys. Rev. Lett. **117**, 190601 (2016).
- [34] P. Pietzonka and U. Seifert, Phys. Rev. Lett. **120**, 190602 (2018).
- [35] T. Koyuk and U. Seifert, Phys. Rev. Lett. **122**, 230601 (2019).