

# Who is the Centre of the Movie Universe?

Using Python and NetworkX to Analyse the Social Network of Movie Stars

Rhyd Lewis

School of Mathematics,  
Cardiff University, Cardiff, Wales.  
*LewisR9@cf.ac.uk, <http://www.rhydlewis.eu>*

January 20, 2022

## Abstract

This paper provides the technical details of an article originally published in *The Conversation* in February 2020 [11]. The purpose is to use centrality measures to analyse the social network of movie stars and thereby identify the most “important” actors in the movie business. The analysis is presented in a step-by-step, tutorial-like fashion and makes use of the Python programming language together with the NetworkX library. It reveals that the most central actors in the network are those with lengthy acting careers, such as Christopher Lee, Nassar, Sukumari, Michael Caine, Om Puri, Jackie Chan, and Robert De Niro. We also present similar results for the movie releases of each decade. These indicate that the most central actors since the turn of the millennium include people like Angelina Jolie, Brahmanandam, Samuel L. Jackson, Nassar, and Ben Kingsley.

## 1 Introduction

Social network analysis is a branch of data science that allows the investigation of social structures using networks and graph theory. It can help to reveal patterns in voting preferences, aid the understanding of how ideas spread, and even help to model the spread of diseases [7, 12, 14].

A social network is made up of a set of *nodes* (usually people) that have links, or *edges* between them that describe their relationships. In this article we analyse the social network formed by movie actors. Each actor in this network is represented as a node. Pairs of actors are then joined by an edge if they are known to have appeared in a movie together. This information is taken from the Internet Movie Database IMDb [3]. Our analysis is carried out using the Python programming language and, in particular, the tools available in the *NetworkX* library [4].

## 2 A Small Example

Figure 1 shows a small social network formed by the actors appearing in Christopher Nolan’s three Batman movies, *The Dark Knight Trilogy*. As mentioned, each node in this network corresponds to an individual actor. An edge between a pair of nodes then indicates that the two actors appeared in the same movie together.

A number of features are apparent in this network. We can see that the nodes seem to be clustered into four groups. The tight cluster in the centre contains Christian Bale, Michael Caine, Gary Oldman and Morgan Freeman, who starred in all movies of the trilogy. In contrast, the remaining clusters hold the actors who appeared in just

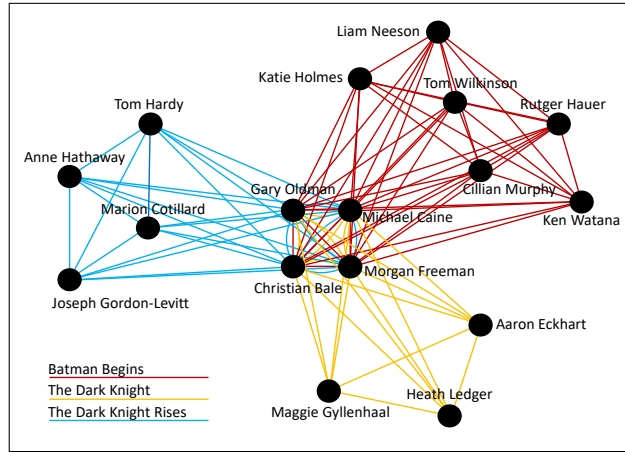


Figure 1: Relationships between actors appearing in *The Dark Knight Trilogy*.

one of the movies. The cluster at the top-right shows the actors who appeared in *Batman Begins*, the cluster at the bottom contains the stars of *The Dark Knight*, and the cluster on the left shows the actors from *The Dark Knight Rises*. We also see, for example, that Tom Hardy was in the same movie as Joseph Gordon Levitt (in *The Dark Knight Rises*), but did not appear alongside actors such as Liam Neeson (who was a star of *Batman Begins*), or Heath Ledger (who appeared in *The Dark Knight*).

### 3 A Dataset of All Movies

While the Batman example shown in Figure 1 is helpful for illustrative purposes, in this article we are interested in investigating the social network of *all* actors from *all* movies. As mentioned, for this study we use information taken from the Internet Movie Database [3]. Specifically, we use a dataset compiled by the administrators of the Oracle of Bacon website [5]. Complete and up-to-date versions of this dataset can be downloaded directly from [1].

Our version of this dataset was downloaded at the start of January 2020 and contains the details of 164,318 different movies. Each movie in this set is stored as a JSON object containing, among other things, the title of the movie, a list of the cast members, and the year of its release. The complete dataset is obviously too large to reproduce here, but to illustrate the basic format, the box below shows the three-movie example used to produce the small social network shown in Figure 1.

```
{
  "title": "Batman Begins",
  "cast": [
    "Christian Bale",
    "Michael Caine",
    "Liam Neeson",
    "Katie Holmes",
    "Gary Oldman",
    "Cillian Murphy",
    "Tom Wilkinson",
    "Rutger Hauer",
    "Ken Watanabe",
    "Morgan Freeman"
  ],
  "year": 2005
},
{
  "title": "The Dark Knight",
  "cast": [
    "Christian Bale",
    "Michael Caine",
    "Heath Ledger",
    "Gary Oldman",
    "Aaron Eckhart",
    "Maggie Gyllenhaal",
    "Morgan Freeman"
  ],
  "year": 2008
},
{
  "title": "The Dark Knight Rises",
  "cast": [
    "Christian Bale",
    "Michael Caine",
    "Gary Oldman",
    "Anne Hathaway",
    "Tom Hardy",
    "Marion Cotillard",
    "Joseph Gordon-Levitt",
    "Morgan Freeman"
  ],
  "year": 2012
}
```

Before proceeding with our analysis, note that it was first necessary to remove a few “dud” movies from this dataset. In our case, we decided to remove the 44,075 movies that had no cast specified. We also deleted a further 5,416 movies that did not include a year of release. This leaves a final “clean” database of 114,827 movies with

which to work. In the following Python code we call this file `data.json`.

## 4 Input and Preliminary Analysis

In this section we show how the dataset can be read into our program using standard Python commands. We then carry out a preliminary analysis of the data, produce some simple visualisations, and use these to help identify some inconsistencies in the dataset.

### 4.1 Reading the Dataset

To read the dataset, we begin by first importing the relevant Python libraries into our program. Next, we transfer the contents of the entire dataset into a Python list called `Movies`. Each element of this list contains the information about a single movie. The command `json.loads(line)` is used to convert each line of raw text (in JSON format) into an appropriate Python data structure. This is then appended to the `Movies` list.

```
import json
import networkx as nx
import matplotlib.pyplot as plt
import collections
import statistics
import time
import random

Movies = []
with open("data.json", "r", encoding="utf-8") as f:
    for line in f.readlines():
        J = json.loads(line)
        Movies.append(J)
```

Having parsed the dataset in this way, we are now able to access any of its elements using standard Python commands. For example, the statement `Movies[0]` will return the full record of the first movie in the list; the statement `Movies[0]["cast"][0]` will return the name of the first cast member listed for the first movie; and so on.

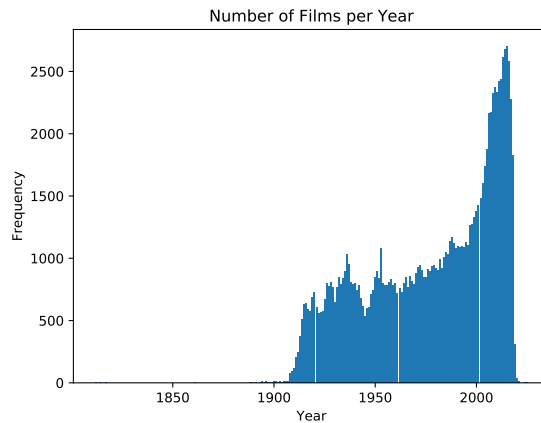
### 4.2 Two Simple Bar Charts

Having read the dataset into the list `Movies`, we can now carry out some basic analysis. Here we will look at the number of movies produced per year, and the sizes of the casts that were used. The code below uses the `collections.Counter()` method to count the number of movies released per year. This information is written to the variable `C`, which is then used to produce a bar chart via the `plt.bar()` command.

```
C = collections.Counter([d["year"] for d in Movies])
plt.xlabel("Year")
plt.ylabel("Frequency")
plt.title("Number of Movies per Year")
plt.bar(list(C.keys()), list(C.values()))
plt.show()
```

The resultant bar chart is shown below. As we might expect, we see that nearly all movies in this dataset were released between the early 1900's and 2020, with a general upwards trend in the number of releases per year. However, the fact that the horizontal axis of our chart goes all the way back to 1800 hints at the existence of outliers and errors in the dataset. In fact, a few errors do exist. For example, the movie *Cop* starring James Woods is stated as being released in the year 1812, which is clearly ridiculous (James Woods wasn't born until 1947, and *Cop* was actually released in 1988). On the other hand, a movie called *Avatar 5* is given a "release date" of 2025

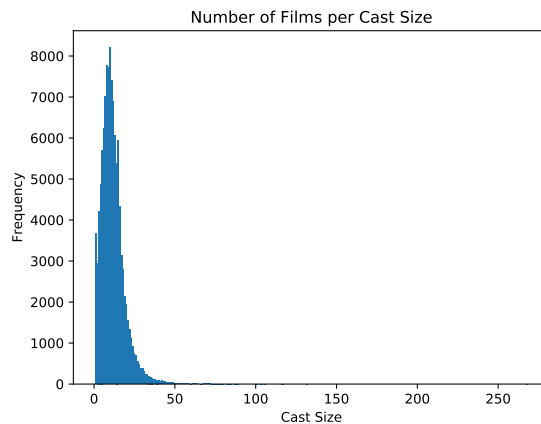
in the dataset, which is also incorrect (at present, only one *Avatar* movie has been made). Nevertheless, we will accept such oddities and continue with our investigation.



We now take a look at the sizes of casts used in movies. The following code produces a bar chart in the same way as the previous example.

```
C = collections.Counter([len(d["cast"]) for d in Movies])
plt.xlabel("Cast Size")
plt.ylabel("Frequency")
plt.title("Number of Movies per Cast Size")
plt.bar(list(C.keys()), list(C.values()))
plt.show()
```

This leads to the following bar chart:



This indicates that nearly all movies have casts of between one and fifty actors. However, there are again some outliers with much larger casts. To get the names of these movies, the following code reorders the list `Movies` into descending order of cast size. The first five movies on this list are then written to the screen.

```
Movies = sorted(Movies, key=lambda i: len(i["cast"]), reverse=True)
for i in range(5):
    print(Movies[i]["title"], "=", len(Movies[i]["cast"]))
```

This produces the following output, indicating the five movies with the largest cast sizes.

```
Cirque du Soleil: Worlds Away = 268
Hollywood Without Make-Up = 132
The Longest Day (film) = 117
The Founding of a Party = 116
The Founding of a Republic = 106
```

As a final point, we can also see in the above bar chart that there is a preponderance of movies with a cast size of one. In some cases this is correct, such as with the 2018 stand-up comedy movie *Russell Brand: Re:Birth*. On the other hand, this also reveals some further problems in the dataset. For example, the movie *Lady with a Sword* (1971) is also recorded as having a cast size of one despite the fact that many actors actually appeared in it, such as Lily Ho, James Nam and Hsieh Wang.

## 5 Forming the Social Network

In this section we now construct the complete social network of actors using our dataset together with tools available in the Python library NetworkX. As mentioned earlier, our network is made up of nodes (actors in this case), with edges connecting actors that have appeared in a movie together. Probably the most appropriate type of network to use here is a *multigraph*. Multigraphs allow us to define multiple edges between the same pair of nodes, which makes sense here because actors will often appear in multiple movies together. Note also that the edges in this network are not directed. This means that if actor A has appeared with actor B, then B has also appeared with A.

The following code constructs our network G using the `Movies` list from the previous section. As shown, the code considers each movie in turn. It then goes through each pair of actors that appeared in this movie and adds the appropriate edge to the network. Each edge is also labelled with the corresponding movie title. Upon construction of the network, the methods `G.number_of_nodes()` and `G.number_of_edges()` are then used to output some information to the screen.

```
G = nx.MultiGraph()
for movie in Movies:
    for i in range(0, len(movie["cast"]) - 1):
        for j in range(i + 1, len(movie["cast"])):
            G.add_edge(movie["cast"][i], movie["cast"][j], title=movie["title"])

print("Number of nodes in this multigraph =", G.number_of_nodes())
print("Number of edges in this multigraph =", G.number_of_edges())
```

As shown in the following output, the resultant network is very large, with a total of 395,414 different nodes (actors) and 9,968,607 different edges.

```
Number of nodes in this multigraph = 395414
Number of edges in this multigraph = 9968607
```

## 6 Analysing Connections in the Network

Having formed our social network of actors, we can now analyse some of its interesting features. In this section we start by calculating the total number of movies that each actor has appeared in. We then determine the most prolific acting partnerships in the movie business by calculating the number of movies that each pair of actors has starred in.

## 6.1 Movies Per Actor

The following piece of code calculates the total number of movies per actor and lists the top five. For each node in our network, this is achieved by going through its incident edges and forming a set *S* of all the different labels (movie titles) appearing on these edges. The final results are stored in the dictionary *D*. For output purposes, the contents of *D* are then put into a sorted list *L*, and the first five entries in this list are written to the screen.

```
D = {}
for v in G.nodes():
    E = list(G.edges(v, data=True))
    S = set()
    for e in E:
        S.add(e[2]["title"])
    D[v] = S
L = sorted(D.items(), key=lambda item: len(item[1]), reverse=True)
for i in range(5):
    print(L[i][0], ":", len(L[i][1]))
```

The output below shows the results. We see that the top positions are occupied by actors from Indian cinema, with the great Sukumari (1940–2013) winning the competition with 703 recorded movie appearances. The top one-hundred actors from this list are shown in Appendix A at the end of this document.

```
Sukumari : 703
Jagathy Sreekumar : 695
Adoor Bhasi : 579
Brahmanandam : 576
Manorama : 558
```

## 6.2 Acting Partnerships

We now consider the number of collaborations between different pairs of actors—that is, the number of movies that each pair of actors has appeared in together.

The following code calculates these figures. It goes through every pair of actors that are known to have appeared in at least one movie together, and then counts the total number of edges between the corresponding nodes. This information is collected in the dictionary *D*, which is again copied into an ordered list *L*. Again, the top five collaborations are then reported.

```
D = {}
for e in G.edges():
    D[e[0] + " and " + e[1]] = G.number_of_edges(e[0], e[1])
L = sorted(D.items(), key=lambda kv: kv[1], reverse=True)
for i in range(5):
    print(L[i][0], ":", L[i][1])
```

The output from this code is below. We see that the most prolific acting partnership in this network is due to the late Indian actors Adoor Bhasi (1927–1990) and Prem Nazir (1926–1991), who appeared in an impressive 292 movies together. Next on the list are Larry Fine and Moe Howard (two of the Three Stooges) who co-starred in 216 movies. By comparison, the comedy partnership of Oliver Hardy and Stan Laurel resulted in a paltry 105 movies, putting them at position 46 in the list overall. The top one-hundred acting partnerships are also listed in Appendix A.

```
Adoor Bhasi and Prem Nazir : 292
Larry Fine and Moe Howard : 216
Adoor Bhasi and Sankaradi : 207
Adoor Bhasi and Bahadoor : 198
```

## 7 Calculating Shortest Paths

As we have seen, when two actors have not appeared in a movie together there will be no edge between the corresponding nodes in the social network. However, we can still look for connections between actors by using *paths* of intermediate actors. This is similar to the so-called “Six Degrees of Separation”—the idea that all people are six or fewer social connections away from each other [6].

Connecting actors using chains of intermediate actors is an idea popularised by the Oracle of Bacon website [5], who provide a simple tool for finding shortest paths between any pair of actors. As mentioned earlier, the Oracle of Bacon is also the source of the dataset used in this work.

As an example, according to our dataset we find that the actors Anthony Hopkins and Samuel L. Jackson have never appeared in a movie together. In our network, this means that the corresponding two nodes have no edge between them. However, these nodes can still be regarded as fairly “close” to one another because, in this case, they are both linked to the node representing Scarlett Johansson. (Specifically, Anthony Hopkins acted with Scarlett Johansson in *Hitchcock*, and Samuel L. Jackson appeared with Johansson in *Captain America: The Winter Soldier*). The shortest path from Anthony Hopkins to Samuel L. Jackson therefore has a length of two, since we need to travel along two edges in the network to get from one actor to the other. In reality, there may be many paths between Anthony Hopkins and Samuel L. Jackson in our network. However, determining the *shortest* path tells us that there are no paths with fewer edges.

Before looking at the techniques used in identifying shortest paths, we will first simplify our network slightly by converting it into a “simple graph”. Simple graphs allow a maximum of one edge between a pair of nodes; hence, when we have multiple edges between a pair of nodes in our multigraph (because the two actors have appeared in multiple movies together), these will now be represented as a single edge. Note that this conversion maintains the number of nodes in the network but it reduces the number of edges. It will therefore make some of our calculations a little quicker. The following code constructs our simple graph. The final line then checks whether this new network is connected. (A network is connected when it is possible to form a path between every pair of nodes.)

```
G = nx.Graph()
for movie in Movies:
    for i in range(0, len(movie["cast"]) - 1):
        for j in range(i + 1, len(movie["cast"])):
            G.add_edge(movie["cast"][i], movie["cast"][j], title=movie["title"])
print("Number of nodes in simple graph =", G.number_of_nodes())
print("Number of edges in simple graph =", G.number_of_edges())
print("Graph Connected? =", nx.is_connected(G))
```

This produces the following output. As can be seen, the network *G* still has 395,414 nodes, but it now contains 8,676,962 edges instead of the original 9,968,607—a 13% reduction. We also see that the network is not connected; that is, it is composed of more than one distinct connected component.

```
Number of nodes in simple graph = 395414
Number of edges in simple graph = 8676962
Graph Connected? = False
```

Shortest paths can now be found in our social network using the NetworkX command `nx.shortest_path()`. If the edges of the graph are unweighted (as is the case here) then this invokes a breadth first search; otherwise the slightly more expensive Dijkstra’s algorithm is used. Both of these methods are reviewed by Rosen [13]. In either case, the output from this command is a list of nodes *P* that specifies the shortest path between the two specified nodes. For example, the code:

```
P = nx.shortest_path(G, source="Anthony Hopkins", target="Samuel L. Jackson")
print(P)
```

gives the following output.

```
[Anthony Hopkins, Scarlett Johansson, Samuel L. Jackson]
```

While this code does indeed tell us the shortest path between Anthony Hopkins and Samuel L. Jackson, it does not give the names of the movies involved in this path. In addition, if no path exists between the actors, or if we type in a name that is not present in the network, then the program will halt with an exception error. A better alternative is to therefore put the `nx.shortest_path` statement into a bespoke function, and then add some code that (a) checks for errors, and (b) writes the output in a more helpful way. The following code does this.

```
def writePath(G, u, v):
    print("Here is the shortest path from", u, "to", v, ":")
    if not u in G or not v in G:
        print("  Error:", u, "and/or", v, "are not in the network")
        return
    try:
        P = nx.shortest_path(G, source=u, target=v)
        for i in range(len(P) - 1):
            t = G.edges[P[i],P[i+1]]["title"]
            print(" ", P[i], "was in", t, "with", P[i+1])
    except nx.NetworkXNoPath:
        print("  No path exists between", u, "and", v)

writePath(G, "Catherine Zeta-Jones", "Jonathan Pryce")
writePath(G, "Homer Simpson", "Neil Armstrong")
```

The bottom two lines of the above code make two calls to the `writePath()` function, resulting in the following output.

```
Here is the shortest path from Catherine Zeta-Jones to Jonathan Pryce
  Catherine Zeta-Jones was in Ocean's Twelve with Albert Finney
  Albert Finney was in Loophole with Jonathan Pryce
Here is the shortest path from Homer Simpson to Neil Armstrong
  Error: Homer Simpson and/or Neil Armstrong are not in the network
```

## 8 Connectivity and Centrality Analysis

In this section we now use three techniques from the field of centrality analysis to help us identify who the most “central” and “important” actors are in our social network.

Recall from the last section that our network is currently not connected. This means that the graph is made up more than one connected component, and that paths between actors in different components do not exist. To investigate these connected components, we can use the command `nx.connected_components(G)` to construct a list holding the number of nodes in each. Details of these can then be written to the screen:

```
C = [len(c) for c in sorted(nx.connected_components(G), key=len, reverse=True)]
print("Number of components =", len(C))
print("Component sizes      =", C)
```

The output of these statements is shown below. We see that our network of actors is actually made up of 2,533 different components; however, the vast majority of the nodes (96%) all occur within the same single connected



component, indicating the existence of paths between all of these 379,859 different actors. We also see that the remaining components are very small (in most cases they are composed of actors who all appeared in the same single together movie, but no others).

```
Number of components = 2533
Component sizes      = [379859, 72, 46, 45, 42, 40, ..., 2, 2]
```

For the remainder of our analysis we will now focus on the single connected component of 379,859 actors. To do this we first need to isolate this component. We can then use the `subgraph()` command to form the network represented by the component.

```
C = max(nx.connected_components(G), key=len)
G = G.subgraph(C)
print("Number of nodes in simple graph =", G.number_of_nodes())
print("Number of edges in simple graph =", G.number_of_edges())
print("Graph Connected?                =", nx.is_connected(G))
```

The output of the above code confirms that this new network is indeed connected as we would expect.

```
Number of nodes in simple graph = 379859
Number of edges in simple graph = 8612493
Graph Connected?                = True
```

The following three subsections will now investigate the “centrality” of the nodes appearing in this connected network. As mentioned, three different measures will be considered: degree centrality, betweenness centrality, and closeness centrality.

## 8.1 Degree Centrality

In networks, the *degree* of a node is simply the number of edges that are touching it. For the network of actors that we have now formed, the degree therefore represents the number of different people that this actor has worked with. To access the degree of a node, the simplest option is to use the command `G.degree(v)`. For example, the code:

```
print(G.degree("Henry Fonda"))
```

produces the output

```
1325
```

telling us that the actor Henry Fonda has appeared in film with 1,325 different actors. A second option is to use the NetworkX function `nx.degree_centrality(G)`, which calculates the *degree centrality* of each node in the network. The degree centrality of a node is determined by dividing the degree of the node by the maximum possible degree of a node, which in this case is simply the number of nodes in the network minus one (i.e., 379,858). The degree centrality of Henry Fonda, for example, is therefore calculated as 1,325 divided by 379,858, giving 0.00349. This figure can be interpreted as the proportion of actors in the network that Henry Fonda has acted with—in this case, just under 0.35%.

The following code creates a dictionary `D` that holds the degree centrality of all nodes in the network. As with previous examples, the top five actors according to this measure are then written to the screen.

```
D = nx.degree_centrality(G)
L = sorted(D.items(), key=lambda item: item[1], reverse=True)
for i in range(5):
    print(L[i][0], ":", L[i][1])
```

This code produces the output below. To determine the actual degree of these nodes (i.e., the number of different actors that each actor has worked with), we simply need to multiply these figures by the number of nodes minus one. We then find that Nassar has appeared with a massive 2,937 different actors; Sukumari with 2,549; Manorama with 2,511; Brahmanandam with 2,460; and Vijayakumar with 2,369. A listing of the top one-hundred actors is given in Appendix B.

```
Nassar : 0.007731836633689431
Sukumari : 0.006710402308230971
Manorama : 0.006610364925840709
Brahmanandam : 0.0064761042284222
Vijayakumar : 0.006236541023224468
```

One other notable actor on this list is the English actor Christopher Lee (1922–2015), who appears at position 11, having appeared on screen with 2,056 different actors. Our reasons for mentioning Christopher Lee in particular will become apparent in the next two subsections.

## 8.2 Betweenness Centrality

Betweenness centrality considers the number of shortest paths in a network that pass through a particular node. In social networks this helps to detect the “middlemen” that serve as a links between different parts of a network. It also helps to identify “hubs” in the network that, when removed, will start to disconnect parts of the network from each other. A useful analogy can be drawn with road networks of cities. Shortest paths that travel across the city will often pass through the same locations in the road network (consider the *Arc de Triomphe* in Paris, for example). As a result, the nodes at these locations can be considered more “central” to the network.

The formula for calculating the betweenness centrality of an individual node  $v$  in a network is as follows:

$$C(v) = \sum_{s,t \in V} \frac{\sigma(s,t|v)}{\sigma(s,t)}$$

where  $V$  is the set of nodes in the network,  $\sigma(s,t)$  is the number of different shortest paths between two nodes  $s$  and  $t$ , and  $\sigma(s,t|v)$  is the number of these  $s$ - $t$ -paths that are seen to pass through  $v$ . In other words, the betweenness centrality of a node  $v$  is the sum of the fraction of all-pairs shortest paths that pass through node  $v$ .

We can calculate the betweenness centrality of all actors in our social network using the NetworkX command `nx.betweenness_centrality(G)`. This uses an algorithm designed by Brandes [8]. However, executing this command on a network as big as ours is infeasible. This is because it involves having to calculate *all* of the shortest paths between *all* pairs of nodes, which would take a huge amount of calculation. (In technical terms, it involves using an algorithm that has a complexity of  $O(nm)$ , where  $n$  is the number of nodes and  $m$  is the number of edges.) Luckily, we can make some savings in these calculations by using a sample of  $k$  nodes to estimate the betweenness centrality of all nodes [9]. This is carried out by the following code using a sample of 1,000 nodes. As before, the top five results are written to the screen. Some statements are also included to allow us to measure how long the calculation takes.

```
start = time.time()
D = nx.betweenness_centrality(G, k=1000)
end = time.time()
print("Time taken =", end-start, "seconds")
L = sorted(D.items(), key=lambda item: item[1], reverse=True)
for i in range(5):
    print(L[i][0], ":", L[i][1])
```

The output of this code is shown below. It indicates that Christopher Lee appears on by far the highest number of shortest paths in the network, followed by Om Puri, Jackie Chan, Anupam Kher, and then Harrison Ford. As indicated, this calculation took approximately 10 hours to carry out on our computer (a 3.2 GHz Windows 10

machines with 8 GB RAM). This suggests that a full calculation using all nodes instead of just a sample would have taken something in the region of 150 days to complete. The top one-hundred actors for this measure are listed in Appendix B.

```
Time taken = 35078.12739729881 seconds
Christopher Lee : 0.009681571845060294
Om Puri : 0.008096614699536075
Jackie Chan : 0.007916442261041035
Anupam Kher : 0.007905221698069204
Harrison Ford : 0.004888140405090745
```

### 8.3 Closeness Centrality

Like betweenness centrality, closeness centrality also considers shortest paths in a network. For a given node  $v$  it represents the mean shortest path length from  $v$  to all other nodes in the network [10, 14]. If an actor is found to be connected to other actors via short paths, they can therefore be considered to be quite central in the network. The formula used for calculating the closeness centrality of a particular node  $v$  is as follows:

$$C(v) = \frac{1}{(\sum_{u \in V} d(v, u)) / n}$$

where  $d(v, u)$  is the length of the shortest path (number of edges) between nodes  $v$  and  $u$ , and  $n$  is the number of nodes in the network. Higher values of this measure therefore indicate a higher centrality. Note that we can also calculate the actual mean path length from a node  $v$  to all other nodes in the network by simply dividing 1 by  $C(v)$ .

As with the previous example, calculating the closeness centrality of all nodes in our large network of actors would take too long on a single computer because, once again, it involves calculating the shortest paths between all pairs of nodes. In our case we make things easier by restricting our calculations to the top 1,000 actors according to the betweenness centrality measure from the previous subsection. The following code does this. First, it produces a list  $V$  of all actors in the network, ordered according to their betweenness centrality score. The closeness centrality is then calculated for each of the first 1,000 actors in this list. These are then ranked, and the top five are output.

```
V = [L[i][0] for i in range(len(L))]
D = {}
start = time.time()
for i in range(1000):
    D[V[i]] = nx.closeness centrality(G, V[i])
end = time.time()
print("Time taken =", end-start, "seconds")
L = sorted(D.items(), key=lambda item: item[1], reverse=True)
for i in range(5):
    print(L[i][0], ":", L[i][1])
```

The following output shows that, of these actors, Christopher Lee is again the most central. Amazingly, we find that we can get from Christopher Lee to any other actor in the network in an average of just 2.88 hops. The next best-connected actors are then, respectively, Michael Caine (average of 2.917 hops), Harvey Keitel (2.922), Christopher Plummer (2.931) and Robert De Niro (2.936). The top one-hundred actors according to this measure are also listed in Appendix B.

```
Time taken = 29075.51345229149 seconds
Christopher Lee : 0.34724000968978963
Michael Caine : 0.3428649311215694
Harvey Keitel : 0.3422440138966974
Christopher Plummer : 0.34123099284135183
Robert De Niro : 0.34059459561239835
```

If we want, we can also take a closer look at the number of actors within a certain number of hops from a chosen actor. For example, the following code creates a dictionary `D` that holds the length of the shortest path between Christopher Lee and all other actors in the network. It then counts the number of actors of distance 0, 1, 2, and so on.

```
D = nx.shortest_path_length(G, "Christopher Lee")
print(collections.Counter(D.values()))
```

The output from this code tells us that all actors can be reached from Christopher Lee using fewer than nine hops. Exactly one actor can be reached in zero hops (Christopher Lee himself); 2,056 actors can be reached with one hop; 98,758 with two hops; and so on. In particular, note that over 86% of actors can be reached from Christopher Lee in fewer than four hops, and 99% in fewer than five hops.

```
Counter({0: 1, 1: 2056, 2: 98758, 3: 226350, 4: 48625, 5: 3655, 6: 369, 7: 36,
8: 9})
```

## 8.4 Distribution of Actors' Closeness Centrality Scores

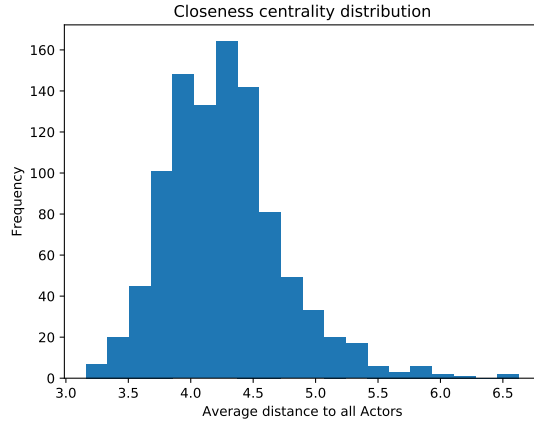
Finally, it is also interesting to look at the distribution of different actors' closeness centrality scores. We have already seen that actors like Christopher Lee, Om Puri, and Michael Caine are very central and well connected, but what is the score of a "typical" actor. Once again, the expense of calculating shortest paths between all pairs of actors is prohibitively expensive for a large network like ours. Instead, the code below takes a random sample of 1,000 actors, calculates their closeness centrality scores, works out the mean and standard deviation of this sample, and then uses the bespoke function `doHistogramSummary()` to plot this information to the screen.

```
def doHistogramSummary(X, xlabel, ylabel, title):
    plt.xlabel(xlabel)
    plt.ylabel(ylabel)
    plt.title(title)
    plt.hist(X, bins=20)
    plt.show()

random.shuffle(V)
D = {}
for i in range(1000):
    D[V[i]] = 1 / nx.closeness centrality(G, V[i])
L = D.values()
print("Mean =", statistics.mean(L))
print("SD   =", statistics.stdev(L))
doHistogramSummary(L, "Average distance to all Actors", "Frequency", "Closeness
centrality distribution")
```

The output from this code is shown below. As we can see, the average distance between any two actors in this sample is just over 4.27 hops. As a comparison, this is slightly lower than the six hops hypothesised in the Six Degrees of Separation; however, it is slightly higher than the mean of 3.57 found in a similar analysis of Facebook friendships carried out by Facebook Research in 2016 [2].

```
Mean = 4.2704787482812225
SD   = 0.4701311459607602
```



## 9 Conclusions and Further Discussion

This article has used tools from the NetworkX library to help determine the most important people in the social network of movie actors. Regardless of the measures used, the most central actors are consistently those who have or had very long acting careers, such as Christopher Lee, Nassar, Sukumari, Michael Caine, Om Puri, and Jackie Chan. This is quite natural, because long careers bring more acting opportunities, helping to improve an actor’s connectivity in the network. To contrast these findings, Appendix C shows the twenty most central actors by decade. These statistics were found in the same way as above, but only used movies that were released in that particular decade. As we might expect, this causes many new names to crop up. For movies released in the 1950’s, for example, actors such as Louis de Funes (1914–1983) and George Thorpe (1891–1961) seem to be very central; for the 1990’s on the other hand, the most central actors are people like Samuel L. Jackson, Om Puri, Vijayakumar, Roshan Seth and Frank Welker.

There are other ways in which we might have performed this analysis. Alternative centrality measures are also included in the NetworkX library, such as page rank centrality, Eigenvector centrality, Katz centrality, and current-flow closeness centrality. A good review of these measures can be found in the book of Needham and Hodler [12]. In the future, it would also be interesting to add some kind of values to the edges of the network in order to give more information about the nature of an acting collaboration. This could include the number of minutes that both actors appeared on screen, the critical ratings of the movie, or the financial earnings. Such factors would certainly influence the set of central actors that are identified.

All materials from this study are available online:

- A complete listing of the dataset, code, and results tables can be found at <http://www.rhydlewis.eu/movies/all.zip>,
- A shorter web version of this document can be found at <http://www.rhydlewis.eu/movies>.

## References

- [1] Complete dataset. <https://oracleofbacon.org/data.txt.bz2>. Accessed 18/02/2020.
- [2] Facebook Research: Three and half degrees of separation. <https://research.fb.com/blog/2016/02/three-and-a-half-degrees-of-separation/>. Accessed 18/02/2020.
- [3] Internet movie database. <https://www.imdb.com/>. Accessed 18/02/2020.

- [4] NetworkX library. <https://networkx.github.io/>. Accessed 18/02/2020.
- [5] Oracle of Bacon. <https://oracleofbacon.org/>. Accessed 18/02/2020.
- [6] Six degrees of separation wikipedia page. [https://en.wikipedia.org/wiki/Six\\_degrees\\_of\\_separation](https://en.wikipedia.org/wiki/Six_degrees_of_separation). Accessed 18/02/2020.
- [7] Social network analysis wikipedia page. [https://en.wikipedia.org/wiki/Social\\_network\\_analysis](https://en.wikipedia.org/wiki/Social_network_analysis). Accessed 18/02/2020.
- [8] U. Brandes. A faster algorithm for betweenness centrality. *Journal of Mathematical Sociology*, 25(2):163–177, 2001.
- [9] U. Brandes and C. Pich. Centrality estimation in large networks. *International Journal of Bifurcation and Chaos*, 17(7):2303–2318, 2007.
- [10] L. Freeman. Centrality in networks: Conceptual clarification. *Social Networks*, 1:215–239, 1979.
- [11] R. Lewis. Five degrees of separation from De Niro – charting the social networks of movie stars. The Conversation <https://theconversation.com/five-degrees-of-separation-from-de-niro-charting-the-social-networks-of-movie-stars-131936>, February 2020.
- [12] M. Needham and A. Hodler. *Graph Algorithms: Practical Examples in Apache Spark and Neo4j*. O’Reilly Media, 2019.
- [13] K. Rosen. *Discrete Mathematics and its Applications*. McGraw Hill, 8th edition, 2018.
- [14] S. Wasserman and K. Faust. *Social Network Analysis: Methods and Applications*. Cambridge University Press, 1994.

## A Movies per Actor and per Partnerships

The following table shows the top one hundred actors (left) and acting partnerships (right) according to the number of movies they have appeared in. Note that position 68 in the right list is occupied by a pair of actors called “TBA and TBA”. This is clearly a fault in the underlying dataset.

#	Movies Per Actor		Movies Per Acting Partnership	
1	Sukumari	703	Adoor Bhasi and Prem Nazir	292
2	Jagathy Sreekumar	695	Larry Fine and Moe Howard	216
3	Adoor Bhasi	579	Adoor Bhasi and Sankaradi	207
4	Brahmanandam	576	Adoor Bhasi and Bahadoor	198
5	Manorama	558	Brahmanandam and Ali	193
6	Sankaradi	545	Brahmanandam and Kota Srinivasa Rao	170
7	Prem Nazir	518	Adoor Bhasi and K. P. Ummer	170
8	Nedumudi Venu	470	Prem Nazir and Bahadoor	163
9	Bahadoor	450	Brahmanandam and Tanikella Bharani	157
10	Nassar	438	Adoor Bhasi and Jayabharathi	156
11	Meena	413	Sankaradi and Bahadoor	155
12	Mammooty	395	Senthil and Goundamani	151
13	Senthil	381	Harold Lloyd and Snub Pollard	148
14	Nagesh	375	Prem Nazir and Sankaradi	147
15	Oliver Hardy	373	Bebe Daniels and Harold Lloyd	146
16	Innocent	371	Bebe Daniels and Snub Pollard	146
17	Vijayakumar	368	Sukumari and Sankaradi	145
18	Shakti Kapoor	365	K. P. Ummer and Prem Nazir	144
19	Madhu	357	Jagathy Sreekumar and Sukumari	141
20	Mohanlal	348	Meena and Adoor Bhasi	139
21	Mithun Chakraborty	347	Jayabharathi and Prem Nazir	138

22	Kota Srinivasa Rao	346	Sukumari and Adoor Bhasi	134
23	Ali	343	Sheela and Adoor Bhasi	127
24	Srividya	333	Jayabharathi and Bahadoor	126
25	Prakash Raj	329	Adoor Bhasi and Sreelatha Namboothiri	123
26	Kuthiravattam Pappu	329	Sheela and Prem Nazir	122
27	Tanikella Bharani	324	Harold Lloyd and Sammy Brooks	120
28	Thilakan	319	Brahmanandam and M. S. Narayana	120
29	Jayabharathi	318	Meena and Prem Nazir	120
30	K. P. Ummer	316	Meena and Sankaradi	119
31	Mala Aravindan	312	Snub Pollard and Sammy Brooks	115
32	Kaviyoor Ponnammamma	310	Moe Howard and Curly Howard	114
33	Siddique	301	Bebe Daniels and Sammy Brooks	113
34	Rekha	296	Larry Fine and Curly Howard	113
35	Sivaji Ganesan	295	Mohanlal and Sukumari	110
36	Anupam Kher	290	Jagathy Sreekumar and Innocent	110
37	Lakshmi	288	Jayabharathi and Sankaradi	110
38	N. T. Rama Rao	285	Roscoe 'Fatty' Arbuckle and Fatty Arbuckle	109
39	Indrans	283	Adoor Bhasi and Thikkurissi Sukumaran Nair	109
40	M. N. Nambiar	280	Brahmanandam and Venu Madhav	108
41	Ambika	276	Meena and Bahadoor	108
42	Jose Prakash	276	Paravoor Bharathan and Sankaradi	108
43	Prathapachandran	276	Jagathy Sreekumar and Indrans	107
44	Asrani	275	Prem Nazir and Jose Prakash	107
45	MG Soman	272	Sukumari and Nedumudi Venu	106
46	Vadivelu	271	Oliver Hardy and Stan Laurel	105
47	Vijayaraghavan	270	Jagathy Sreekumar and Nedumudi Venu	105
48	Sheela	265	Madhu and Adoor Bhasi	104
49	Saikumar	264	Adoor Bhasi and Paravoor Bharathan	104
50	Aruna Irani	264	Thikkurissi Sukumaran Nair and Prem Nazir	104
51	Mukesh	261	Madhu and Sankaradi	103
52	Devan	258	K. P. Ummer and Bahadoor	103
53	Paravoor Bharathan	257	Prem Nazir and T. S. Muthaiah	101
54	Venniradai Moorthy	256	Ali and Kota Srinivasa Rao	100
55	Rajkumar	256	Brahmanandam and Raghu Babu	99
56	Gulshan Grover	256	Kaviyoor Ponnammamma and Sankaradi	99
57	Goundamani	254	Innocent and Sukumari	98
58	Delhi Ganesh	252	Sreelatha Namboothiri and Prem Nazir	98
59	V. K. Ramasamy	252	Salim Kumar and Jagathy Sreekumar	97
60	Kader Khan	251	Mammooty and Sukumari	97
61	Murali	247	Ali and Tanikella Bharani	97
62	Raymond Hatton	247	N. T. Rama Rao and Relangi	97
63	Pandari Bai	246	Innocent and Nedumudi Venu	96
64	Dharmendra	244	Kaviyoor Ponnammamma and Adoor Bhasi	96
65	Kovai Sarala	244	Adoor Bhasi and Jose Prakash	96
66	Harry Carey	244	K. P. Ummer and Sankaradi	96
67	KPAC Lalitha	244	Kader Khan and Shakti Kapoor	96
68	Salim Kumar	242	TBA and TBA	95
69	Manobala	242	Sankaradi and MG Soman	94
70	Kalpana	241	Adoor Bhasi and T. R. Omana	92
71	Balakrishna	241	K. S. Ashwath and Rajkumar	92
72	Mamukkoya	240	Allu Ramalingaiah and N. T. Rama Rao	91
73	Prem Chopra	240	Mohanlal and Nedumudi Venu	90
74	Cochin Haneefa	239	Satyanarayana and N. T. Rama Rao	90
75	Avinash	239	Madhu and Bahadoor	89
76	Allu Ramalingaiah	236	Adoor Bhasi and T. S. Muthaiah	89
77	K. S. Ashwath	236	Harold Lloyd and Charles Stevenson	88
78	Charle	236	Brahmanandam and Jaya Prakash Reddy	88

79	Akkineni Nageswara Rao	234	Brahmanandam and Chalapathi Rao	88
80	Manivannan	232	Sukumari and Thilakan	88
81	Seema	232	Manorama and Nagesh	88
82	Jagadish	231	K. P. Ummer and Jayabharathi	88
83	Vivek	230	Akkineni Nageswara Rao and Gummadi	88
84	Chalapathi Rao	230	M. S. Narayana and Ali	87
85	M. S. Narayana	229	Sukumari and Bahadoor	87
86	Jayaram	228	Satyanarayana and Allu Ramalingaiah	87
87	Ashok Kumar	228	Mikkilineni and N. T. Rama Rao	86
88	Sukumaran	227	Balakrishna and Rajkumar	86
89	Chandra Mohan	226	Narasimharaju and Rajkumar	86
90	Thikkurissi Sukumaran Nair	224	Venu Madhav and Ali	85
91	Kunchan	224	Mohanlal and Jagathy Sreekumar	85
92	Bebe Daniels	223	Jagathy Sreekumar and Jagadish	85
93	Nizhalgal Ravi	223	Joe Cobb and Allen Hoskins	85
94	Jeetendra	222	Jagathy Sreekumar and Thilakan	84
95	Moe Howard	221	Adoor Bhasi and Sathyan	84
96	Kalabhavan Mani	220	Brahmanandam and Dharmavarapu Subramanyam	83
97	Satyanarayana	219	Kota Srinivasa Rao and Tanikella Bharani	83
98	Sreelatha Namboothiri	219	Adoor Bhasi and S. P. Pillai	83
99	Lalu Alex	218	Prem Nazir and S. P. Pillai	83
100	Larry Fine	217	Meena and K. P. Ummer	82

## B Centrality Analysis of the Entire Network

The following table lists the top one hundred actors according to degree centrality, closeness centrality and betweenness centrality. These statistics were calculated on the single connected network comprising 379,859 nodes (actors) and 8,612,493 edges. Note the presence of some spurious entries in the table such as “Tarzan”, “King Kong”, and “Sam”, which reveal some problems with the underlying dataset.

Degree Centrality (Num. Acting Collaborations)			Betweenness Centrality		Closeness Centrality (Mean Path Length)	
#	Actor	Score	Actor	Score	Actor	Score
1	Nassar	2937	Christopher Lee	0.00968	Christopher Lee	2.880
2	Sukumari	2549	Om Puri	0.00810	Michael Caine	2.917
3	Manorama	2511	Jackie Chan	0.00792	Harvey Keitel	2.922
4	Brahmanandam	2460	Anupam Kher	0.00791	Christopher Plummer	2.931
5	Vijayakumar	2369	Harrison Ford	0.00489	Robert De Niro	2.936
6	Prakash Raj	2349	Klaus Kinski	0.00470	Donald Sutherland	2.937
7	Jagathy Sreekumar	2223	Nassar	0.00468	Harrison Ford	2.943
8	Mithun Chakraborty	2142	Tarzan	0.00467	John Hurt	2.954
9	Rekha	2116	Marcello Mastroianni	0.00448	Willem Dafoe	2.964
10	Nedumudi Venu	2063	Rutger Hauer	0.00448	Martin Sheen	2.965
11	Christopher Lee	2056	Kabir Bedi	0.00437	Sean Connery	2.972
12	John Carradine	2027	Jeanne Moreau	0.00405	Samuel L. Jackson	2.975
13	Meena	1944	Gerard Depardieu	0.00403	Anthony Hopkins	2.976
14	Anupam Kher	1943	Isabelle Huppert	0.00395	Ben Kingsley	2.977
15	Emory Parnell	1912	George Kennedy	0.00394	Max von Sydow	2.979
16	Frank Welker	1912	Stellan Skarsgard	0.00371	Ernest Borgnine	2.981
17	Andy Lau	1908	Saeed Jaffrey	0.00371	Dennis Hopper	2.985
18	Ali	1894	Max von Sydow	0.00361	David Carradine	2.988
19	Lakshmi	1884	Ben Kingsley	0.00348	Terence Stamp	2.988
20	John Wayne	1883	Shakti Kapoor	0.00348	John Gielgud	2.992
21	Ashish Vidyarthi	1869	Louis de Funes	0.00337	Trevor Howard	3.003
22	Tanikella Bharani	1844	Raja	0.00332	Vanessa Redgrave	3.003
23	Kota Srinivasa Rao	1837	Geraldine Chaplin	0.00328	Gerard Depardieu	3.004



24	Shakti Kapoor	1837	Joseph	0.00318	Stellan Skarsgard	3.004
25	Saikumar	1833	Shabana Azmi	0.00315	Frank Welker	3.010
26	Mammootty	1816	Donald Sutherland	0.00309	Peter O'Toole	3.011
27	Devan	1813	Michael Caine	0.00305	Donald Pleasence	3.011
28	Nagesh	1791	Amrish Puri	0.00303	James Caan	3.011
29	Manobala	1776	Jean-Claude Van Damme	0.00296	Alfred Molina	3.015
30	Kalpana	1774	Alex	0.00294	George Kennedy	3.016
31	Paul Fix	1766	John Savage	0.00286	Sylvester Stallone	3.016
32	Irving Bacon	1760	Michel Piccoli	0.00284	Anthony Quinn	3.018
33	Delhi Ganesh	1757	I. S. Johar	0.00282	Rutger Hauer	3.018
34	Mohanlal	1756	Martin Sheen	0.00280	Roger Moore	3.019
35	J. Farrell MacDonald	1749	Naseeruddin Shah	0.00279	John Cleese	3.019
36	Siddique	1740	Gulshan Grover	0.00279	Roddy McDowall	3.022
37	Om Puri	1702	George Baker	0.00275	Ned Beatty	3.022
38	Geetha	1678	Dennis Hopper	0.00273	Robert Duvall	3.022
39	Indrans	1664	Harvey Keitel	0.00270	Liam Neeson	3.022
40	Raymond Hatton	1657	Jason Flemyng	0.00266	Michael Madsen	3.023
41	Jackie Chan	1652	Thomas Kretschmann	0.00262	Malcolm McDowell	3.023
42	Eric Tsang	1651	Haluk Bilginer	0.00259	Harry Dean Stanton	3.023
43	Louis de Funes	1646	Liam Neeson	0.00255	Orson Welles	3.025
44	Madhu	1639	King Kong	0.00253	Elliott Gould	3.025
45	Vijayaraghavan	1639	Mithun Chakraborty	0.00253	Geraldine Chaplin	3.026
46	Mickey Rooney	1631	Daniel Olbrychski	0.00252	John Mills	3.026
47	Charles Lane	1613	Udo Kier	0.00252	Rod Steiger	3.026
48	Jackie Shroff	1600	Rade Serbedzija	0.00251	James Mason	3.026
49	Ambika	1599	Charlotte Rampling	0.00247	Richard Attenborough	3.027
50	Innocent	1596	Danny Trejo	0.00242	Udo Kier	3.028
51	Michael Caine	1595	Ahn Sung-ki	0.00242	Christopher Lloyd	3.032
52	Danny Trejo	1595	Claudia Cardinale	0.00242	Michael Hordern	3.032
53	Senthil	1592	Omar Sharif	0.00241	John Carradine	3.032
54	Jayaram	1581	David Carradine	0.00240	James Fox	3.033
55	Gulshan Grover	1579	Sean Connery	0.00237	Eli Wallach	3.033
56	Marcello Mastroianni	1573	John Carradine	0.00236	Joss Ackland	3.033
57	Kovai Sarala	1558	Roshan Seth	0.00225	Michael York	3.034
58	Murali	1557	Anthony Quinn	0.00223	Bruce Dern	3.035
59	Pierre Watkin	1554	Prem Chopra	0.00222	Christopher Walken	3.036
60	Vivek	1551	Ashish Vidyarthi	0.00222	David Niven	3.036
61	Ward Bond	1544	Tom Alter	0.00221	Klaus Kinski	3.036
62	Srividya	1539	Franco Nero	0.00220	Omar Sharif	3.036
63	Dharmendra	1528	John Hurt	0.00219	Paul Guilfoyle	3.037
64	Gerard Depardieu	1514	Shin Seong-il	0.00217	Morgan Freeman	3.037
65	Samuel L. Jackson	1513	Michael Kelly	0.00217	Alan Arkin	3.038
66	Avinash	1496	Shashi Kapoor	0.00215	John Cusack	3.038
67	Mukesh	1485	Bruno Ganz	0.00213	Bruce Willis	3.040
68	Nizhalgal Ravi	1484	Eric Roberts	0.00212	Ron Perlman	3.041
69	Rajesh	1475	Mohan Agashe	0.00212	Keith David	3.041
70	Sharat Saxena	1475	Maria	0.00212	Charlton Heston	3.042
71	Klaus Kinski	1471	Rohini Hattangadi	0.00210	Gene Hackman	3.042
72	Russell Hicks	1470	Trevor Howard	0.00210	Robert Mitchum	3.042
73	Naseeruddin Shah	1466	Paul Guilfoyle	0.00210	Jason Robards	3.043
74	Asrani	1462	Willem Dafoe	0.00207	Steve Buscemi	3.044
75	George Chandler	1461	Christopher Plummer	0.00207	John Malkovich	3.044
76	Prabhu	1459	Sam Anderson	0.00204	Jack Nicholson	3.047
77	Donald Sutherland	1453	Fernando Rey	0.00204	Danny Trejo	3.047
78	Hubert von Meyerinck	1451	Anthony Hopkins	0.00204	Sam Neill	3.047
79	Anthony Quinn	1443	Anil Kapoor	0.00202	Helen Mirren	3.047
80	Thilakan	1434	Vittorio Gassman	0.00201	Burt Reynolds	3.048

81	James Mason	1433	Dharmendra	0.00201	Jack Palance	3.049
82	Harold Goodwin	1429	Eric Tsang	0.00200	Antonio Banderas	3.049
83	Donald Pleasence	1427	Juliette Binoche	0.00200	Ian Holm	3.049
84	Sayaji Shinde	1426	Richard Attenborough	0.00199	Vernon Dobtcheff	3.050
85	J. Carrol Naish	1425	Akim Tamiroff	0.00196	Claudia Cardinale	3.050
86	Wade Boteler	1417	Giancarlo Giannini	0.00195	Mickey Rooney	3.050
87	Prem Chopra	1416	Sam	0.00194	Denholm Elliott	3.051
88	Douglas Fowley	1413	Peter Stormare	0.00192	Robert Morley	3.052
89	Andy Devine	1409	Ernest Borgnine	0.00190	Derek Jacobi	3.052
90	Venniradai Moorthy	1409	Mickey Rooney	0.00189	Shirley MacLaine	3.052
91	Cochin Haneefa	1407	Michael Hordern	0.00188	Bruce McGill	3.053
92	Chandra Mohan	1406	Samuel L. Jackson	0.00187	Nicolas Cage	3.054
93	Paul Guilfoyle	1403	John Wood	0.00187	Kiefer Sutherland	3.054
94	Thurston Hall	1400	Terence Stamp	0.00187	Stacy Keach	3.054
95	Ashok Kumar	1398	Jean Rochefort	0.00186	Jim Broadbent	3.054
96	Regis Toomey	1396	Walter Rilla	0.00185	Martin Landau	3.054
97	Keith David	1390	Jean Marais	0.00185	Charlotte Rampling	3.056
98	M. N. Nambiar	1390	Simon Abkarian	0.00184	Whoopi Goldberg	3.057
99	Urvashi	1389	Orson Welles	0.00183	Dean Stockwell	3.057
100	Salim Kumar	1388	Irrfan Khan	0.00183	Jackie Chan	3.058

## C Centrality Analysis by Decade

The following table lists the top twenty actors in movies released by decade according to degree centrality, closeness centrality and betweenness centrality. Once again, note the presence of a small number of strange entries in this tables, such as actors with the single names “Art”, “Joseph”, “David” and “John”.

Degree Centrality (Num. Acting Collaborations)			Betweenness Centrality		Closeness Centrality (Mean Path Length)	
#	Actor	Score	Actor	Score	Actor	Score
<i>1910–1920 (single connected network with 9,282 nodes (actors) and 109,181 edges.)</i>						
1	Mary Pickford	353	Anna Jordan	0.14071	Mary Pickford	2.859
2	Harold Lloyd	327	Lottie Pickford	0.06066	James Neill	2.896
3	Herbert Standing	308	Ludwig Trautmann	0.04839	Tully Marshall	2.901
4	Harry Carey	307	Asta Nielsen	0.03744	Edythe Chapman	2.910
5	James Neill	298	Friedrich Kuhne	0.03082	Herbert Standing	2.929
6	Spottiswoode Aitken	296	Charles Villiers	0.02735	Charles West	2.932
7	Theodore Roberts	293	Armand Cortes	0.02530	Wallace Reid	2.933
8	Lillian Gish	282	Arthur Shirley	0.02527	Owen Moore	2.937
9	Raymond Hatton	280	Rita Jolivet	0.02235	Thomas Meighan	2.940
10	Lionel Barrymore	276	George Moss	0.02155	Jack Pickford	2.942
11	Lon Chaney	275	Herbert Standing	0.02131	Marguerite Clark	2.948
12	Robert Harron	269	Winter Hall	0.02036	Theodore Roberts	2.962
13	Wallace Reid	262	Victor Janson	0.01816	Robert Harron	2.963
14	Alfred Paget	261	Gertrude McCoy	0.01715	Mae Marsh	2.965
15	Bebe Daniels	253	Maria Caserini	0.01616	Raymond Hatton	2.980
16	Tully Marshall	251	Lina Cavalieri	0.01607	Alfred Paget	2.982
17	Marguerite Clark	251	Mary Pickford	0.01515	Irving Cummings	2.984
18	Walter Long	245	Marguerite Clark	0.01494	Donald Crisp	2.984
19	Bud Jamison	245	Harry Beaumont	0.01406	Frank Losee	2.990
20	William Elmer	244	Harry Lorraine	0.01390	Wilfred Lucas	2.998
<i>1920–1930 (single connected network with 15,519 nodes (actors) and 297,025 edges.)</i>						
1	Hermann Picha	695	Oreste Bilancia	0.02072	George Fawcett	2.628
2	George Fawcett	618	Charles Puffy	0.02064	Mary Carr	2.631
3	Karl Platen	589	Letizia Quaranta	0.01821	Winter Hall	2.644
4	Frida Richard	587	Ivan Koval-Samborsky	0.01673	Lionel Barrymore	2.649

5	Wilhelm Diegelmann	573	Luiza Valle	0.01647	Charles Puffy	2.651
6	Louise Fazenda	557	Igo Sym	0.01502	Nigel Barrie	2.661
7	Fritz Kampers	547	Victor Varconi	0.01402	Clive Brook	2.668
8	Tully Marshall	527	Nato Vachnadze	0.01309	Edmund Burns	2.679
9	Lionel Belmore	510	Augusto Anibal	0.01262	Gustav von Seyffertitz	2.680
10	Margarete Kupfer	509	Henry Victor	0.01241	Pola Negri	2.684
11	Lucien Littlefield	505	Warwick Ward	0.01211	Anna May Wong	2.686
12	Maria Forescu	499	Mary Carr	0.01197	George Siegmann	2.688
13	Hans Albers	486	Sylvia Torf	0.01193	Evelyn Brent	2.689
14	Wallace Beery	484	Nita Naldi	0.01152	Betty Compson	2.689
15	Eduard von Winterstein	471	Lionel Barrymore	0.01117	Ben Lyon	2.692
16	Boris Karloff	469	Vsevolod Pudovkin	0.01109	Emily Fitzroy	2.694
17	Lydia Potechina	461	Nigel Barrie	0.01070	Warwick Ward	2.695
18	Julius Falkenstein	459	Edmund Burns	0.01039	Norman Kerry	2.698
19	Josef Swickard	455	Mary Nolan	0.01008	Percy Marmont	2.700
20	Georg John	453	Pola Negri	0.01007	Neil Hamilton	2.703
<i>1930–1940 (single connected network with 22,986 nodes (actors) and 645,435 edges.)</i>						
1	Spencer Charters	912	Charlie	0.05117	Vladimir Sokoloff	2.824
2	Ward Bond	890	Ivan Koval-Samborsky	0.04690	Peter Lorre	2.832
3	George Irving	888	Leonid Kmit	0.03409	C. Aubrey Smith	2.848
4	Wade Boteler	863	Art	0.03391	Ben Welden	2.886
5	Irving Bacon	850	Willy Castello	0.02206	Herman Bing	2.887
6	J. Farrell MacDonald	824	Vladimir Sokoloff	0.02132	Lilian Harvey	2.893
7	Paul Hurst	811	Jan Kiepura	0.02053	Frank Reicher	2.896
8	Paul Fix	802	Bing Crosby	0.02012	Edward Everett Horton	2.898
9	Henry Kolker	801	Heintje Davids	0.01787	Spencer Charters	2.899
10	Warren Hymer	772	Carlos Machado	0.01534	Reginald Owen	2.902
11	Paul Horbiger	746	Peter Lorre	0.01414	Morgan Wallace	2.905
12	Willard Robertson	738	Morgan Wallace	0.01350	Edmund Lowe	2.905
13	Oscar Apfel	737	Sig Arno	0.01271	Paul Porcasi	2.907
14	Robert Warwick	731	Igor Ilyinsky	0.01249	J. Carrol Naish	2.909
15	Frank Reicher	728	Mesquitinha	0.01189	Henry Kolker	2.910
16	Berton Churchill	725	Yakub	0.01170	Robert Warwick	2.912
17	Stanley Fields	725	Papanasam Sivan	0.01155	Paul Fix	2.916
18	Joseph Crehan	723	Conchita Montenegro	0.01148	Ray Milland	2.919
19	George Chandler	717	Tutta Rolf	0.01115	Victor Varconi	2.924
20	Karl Platen	717	Alberto Terrones	0.01043	Billy Gilbert	2.926
<i>1940–1950 (single connected network with 23,656 nodes (actors) and 603,812 edges.)</i>						
1	Emory Parnell	1066	Pal	0.14073	Harry Davenport	3.103
2	Pierre Watkin	971	Dev Anand	0.09101	Alan Napier	3.147
3	Irving Bacon	863	Rossano Brazzi	0.06714	Reginald Owen	3.157
4	Russell Hicks	839	Amir Banu	0.04972	Fortunio Bonanova	3.158
5	Ray Walker	835	Arturo de Cordova	0.04787	Emory Parnell	3.159
6	Addison Richards	753	Kamala Kotnis	0.04722	Frank Puglia	3.163
7	Joseph Crehan	736	Hans Klering	0.03536	Morris Ankrum	3.173
8	Jerome Cowan	734	Yelena Tyapkina	0.03188	Marcel Dalio	3.182
9	Lloyd Corrigan	732	Signe Hasso	0.02587	Gene Lockhart	3.183
10	John Litel	715	Marcel Dalio	0.02525	Akim Tamiroff	3.186
11	Thurston Hall	699	Anjali Devi	0.02310	Peter Lawford	3.188
12	Chester Clute	698	Hans Straat	0.01624	Joseph Cotten	3.206
13	Byron Foulger	688	Mai Zetterling	0.01623	Sig Ruman	3.212
14	Selmer Jackson	687	Erich Ponto	0.01555	Leon Ames	3.212
15	Richard Lane	685	Ingrid Bergman	0.01444	Lloyd Corrigan	3.212
16	Edward Gargan	676	Florence Marly	0.01441	Mikhail Rasumny	3.215
17	Roy Barcroft	658	Fortunio Bonanova	0.01406	Lloyd Nolan	3.219
18	Douglas Fowley	652	Pushpavalli	0.01351	Ray Walker	3.219
19	Charles Halton	649	Kishore Sahu	0.01330	Jerome Cowan	3.220

20	Harry Davenport	642	Virgilio Teixeira	0.01277	Matthew Boulton	3.221
<i>1950–1960 (single connected network with 36,549 nodes (actors) and 786,464 edges.)</i>						
1	Louis de Funes	1110	George Thorpe	0.04861	Peter van Eyck	2.970
2	Sam Kydd	773	Helen	0.03457	Yvonne De Carlo	3.005
3	Sid James	755	David	0.02746	Orson Welles	3.009
4	Richard Wattis	685	I. S. Johar	0.02325	Dawn Addams	3.009
5	Eric Pohlmann	650	Dora Bryan	0.02036	Herbert Lom	3.014
6	Emory Parnell	645	Carlos Thompson	0.01939	Sid James	3.018
7	Morris Ankrum	607	Padmini	0.01665	Finlay Currie	3.020
8	Geoffrey Keen	578	Nadira	0.01647	Eric Pohlmann	3.026
9	Hans Leibelt	553	Nikolai Kryuchkov	0.01635	Richard Wattis	3.038
10	Martin Boddey	535	Louis de Funes	0.01549	Anthony Quinn	3.039
11	Marianne Stone	534	Sonja Ziemann	0.01482	Milly Vitale	3.040
12	Michael Ripper	532	Nicole Maurey	0.01405	Patricia Medina	3.043
13	Ernst Waldow	530	Raymond Burr	0.01391	Gina Lollobrigida	3.048
14	Reinhard Kolldehoff	528	Marvin Miller	0.01387	Jack Lambert	3.052
15	Cyril Chamberlain	526	William Holden	0.01203	Raymond Burr	3.057
16	Myron Healey	525	Peter van Eyck	0.01116	Rock Hudson	3.058
17	Whit Bissell	524	Steve Cochran	0.01085	Fernandel	3.061
18	Nerio Bernardi	513	Johnson	0.01071	Mario Siletti	3.067
19	Lyle Talbot	509	Willi Narloch	0.01069	Kirk Douglas	3.069
20	Laurence Naismith	507	Ada Vojsik	0.01043	Victor McLaglen	3.071
<i>1960–1970 (single connected network with 39,217 nodes (actors) and 704,331 edges.)</i>						
1	Nagesh	700	William Kerwin	0.00343	Sylvia Koscina	2.884
2	John Le Mesurier	654	Lando Buzzanca	0.00341	Klaus Kinski	2.890
3	Klaus Kinski	639	Brian Keith	0.00340	Senta Berger	2.935
4	Manorama	619	Peter Finch	0.00338	Orson Welles	2.937
5	Terry-Thomas	605	Glenn Ford	0.00336	Terry-Thomas	2.940
6	David Lodge	588	Dean Martin	0.00332	Adolfo Celi	2.947
7	Warren Mitchell	582	Juan Carlos Galvan	0.00332	Robert Morley	2.950
8	Marianne Stone	574	Curd Jurgens	0.00329	Harry Andrews	2.956
9	John Wayne	561	Trevor Howard	0.00329	Wolfgang Preiss	2.960
10	Narasimharaju	561	Claudine Auger	0.00326	Gert Frobe	2.968
11	Jayanthi	554	Walter Pidgeon	0.00325	Mark Damon	2.974
12	Balakrishna	540	Philippe Noiret	0.00324	Curd Jurgens	2.980
13	Rajkumar	539	Kirk Douglas	0.00323	Akim Tamiroff	2.985
14	Jean-Paul Belmondo	534	Margaret Lee	0.00319	Elke Sommer	2.987
15	Fernando Sancho	515	Lee Pang-fei	0.00319	Norman Rossington	2.992
16	Sylvia Koscina	508	Marne Maitland	0.00319	Sergio Fantoni	2.996
17	Robert Morley	503	Jagdev	0.00318	David Niven	2.997
18	Kirk Douglas	492	Merry Anders	0.00315	Yul Brynner	2.999
19	Graham Stark	489	Chan Wai-yue	0.00311	Henry Fonda	2.999
20	Richard Wattis	489	Tito Garcia	0.00308	John Wayne	3.002
<i>1970–1980 (single connected network with 47,321 nodes (actors) and 751,203 edges.)</i>						
1	Manorama	691	John Saxon	0.03881	Adolfo Celi	3.116
2	Sankaradi	674	I. S. Johar	0.03065	Harry Andrews	3.120
3	Adoor Bhasi	668	Kabir Bedi	0.02926	Michael Caine	3.136
4	Bahadoor	617	Richard Attenborough	0.02461	Donald Pleasence	3.140
5	Lakshmi	556	Ivo Garrani	0.02299	Denholm Elliott	3.147
6	Helen	551	Joseph	0.01756	John Saxon	3.160
7	Jayabharathi	521	Dharmendra	0.01548	George Kennedy	3.165
8	Prem Nazir	514	Adolfo Celi	0.01423	Christopher Lee	3.166
9	Klaus Kinski	508	Peter Jones	0.01339	Martin Balsam	3.175
10	Balakrishna	503	Klaus Kinski	0.01305	Orson Welles	3.180
11	John Carradine	502	Geraldine Chaplin	0.01221	Joseph Cotten	3.182
12	K. P. Ummer	496	Donald Pleasence	0.01211	James Mason	3.189
13	Ku Feng	492	Aruna Irani	0.01191	Elke Sommer	3.195

14	Sukumari	484	Harry Andrews	0.01126	Ray Milland	3.197
15	Christopher Lee	482	Oleg Vidov	0.01073	Donald Sutherland	3.203
16	Donald Pleasence	480	Sylvia Miles	0.01027	Richard Attenborough	3.208
17	Manjula	475	Sanjeev Kumar	0.01009	Fernando Rey	3.210
18	Nagesh	470	Christopher Lee	0.00975	Elliott Gould	3.211
19	Denholm Elliott	466	George Kennedy	0.00967	John Carradine	3.213
20	Hsu Hsia	465	William Thomas	0.00955	Gene Hackman	3.218
<i>1980–1990 (single connected network with 50,628 nodes (actors) and 776,358 edges.)</i>						
1	Sukumari	766	Amrish Puri	0.04610	Martin Sheen	3.188
2	Ambika	765	Saeed Jaffrey	0.02497	John Hurt	3.217
3	Anuradha	752	Roy Chiao	0.01607	John Gielgud	3.221
4	Jayamalini	722	Martin Sheen	0.01461	Max von Sydow	3.238
5	Mithun Chakraborty	665	Tom Alter	0.01454	Richard Griffiths	3.245
6	Seema	663	Roy Kinnear	0.01304	Denholm Elliott	3.250
7	Radha	654	Janaki	0.01228	Kenneth McMillan	3.262
8	Manorama	649	John Gielgud	0.01200	Christopher Lee	3.269
9	Silk Smitha	640	James Fox	0.01159	Harvey Keitel	3.274
10	Vishnuvardhan	628	Christopher Lee	0.01150	Michael Hordern	3.284
11	Geetha	623	Max von Sydow	0.01146	M. Emmet Walsh	3.289
12	Jagathy Sreekumar	622	Klaus Kinski	0.01095	Oliver Reed	3.289
13	Shakti Kapoor	620	John Hurt	0.01095	Donald Pleasence	3.291
14	Srividya	602	Isabelle Huppert	0.01015	Robert Loggia	3.296
15	Mammootty	593	Jackie Chan	0.00995	Klaus Kinski	3.299
16	Nedumudi Venu	583	Klaus Maria Brandauer	0.00967	Peter Boyle	3.306
17	Madhavi	578	Igor Yasulovich	0.00944	Harry Dean Stanton	3.307
18	Amrish Puri	570	Marcello Mastroianni	0.00915	Roy Kinnear	3.312
19	Andy Lau	566	Everett McGill	0.00886	Shane Rimmer	3.313
20	Rekha	565	Rohini Hattangadi	0.00849	Edward Fox	3.315
<i>1990–2000 (single connected network with 56,962 nodes (actors) and 966,791 edges.)</i>						
1	Vijayakumar	1065	Om Puri	0.03197	Samuel L. Jackson	3.067
2	Senthil	1038	Roshan Seth	0.03107	Frank Welker	3.102
3	Goundamani	865	Shabana Azmi	0.01726	Greta Scacchi	3.123
4	Srividya	857	Suman	0.01631	Whoopi Goldberg	3.123
5	Brahmanandam	815	Danny Denzongpa	0.01532	John Cusack	3.124
6	Nassar	806	Greta Scacchi	0.01502	Julianne Moore	3.147
7	Murali	802	Maggie Cheung	0.01450	Christopher Walken	3.150
8	Frank Welker	796	Nagma	0.01419	Stephen Tobolowsky	3.152
9	Andy Lau	794	Shakti Kapoor	0.01408	Paul Guilfoyle	3.158
10	Mithun Chakraborty	781	Captain Raju	0.01401	James Earl Jones	3.160
11	Venniradai Moorthy	781	Gulshan Grover	0.01072	Mike Starr	3.161
12	Jagathy Sreekumar	772	Stellan Skarsgard	0.01057	Dan Hedaya	3.165
13	Shakti Kapoor	763	Valeria Golino	0.00985	Val Kilmer	3.166
14	Sukumari	755	Frank Welker	0.00915	John Turturro	3.170
15	Meena	751	Shashi Kapoor	0.00908	Denzel Washington	3.173
16	Manorama	732	King Kong	0.00847	Anthony Hopkins	3.178
17	Thilakan	726	Rekha	0.00813	Richard E. Grant	3.179
18	Delhi Ganesh	709	Tcheky Karyo	0.00787	Bruce Willis	3.179
19	Charle	696	Michael Ironside	0.00736	Denis Leary	3.180
20	Rekha	683	Pete Postlethwaite	0.00720	David Thewlis	3.181
<i>2000–2010 (single connected network with 91,150 nodes (actors) and 1,441,852 edges.)</i>						
1	Brahmanandam	1307	Om Puri	0.03160	Angelina Jolie	3.135
2	Nassar	1129	Jackie Chan	0.02348	Samuel L. Jackson	3.142
3	Prakash Raj	1108	David Carradine	0.01230	David Carradine	3.145
4	Ashish Vidyarthi	1022	Anupam Kher	0.01108	Keith David	3.152
5	Tanikella Bharani	1008	Snoop Dogg	0.00958	Michael Madsen	3.158
6	Ali	987	Ashish Vidyarthi	0.00864	Jackie Chan	3.160
7	Jagathy Sreekumar	973	Juliette Binoche	0.00738	Harvey Keitel	3.161

8	Venu Madhav	921	Monica	0.00732	Brian Cox	3.162
9	Sunil	910	Naseeruddin Shah	0.00682	Owen Wilson	3.171
10	M. S. Narayana	887	Gerard Depardieu	0.00641	Snoop Dogg	3.177
11	Kota Srinivasa Rao	887	Irrfan Khan	0.00612	Steve Coogan	3.177
12	Kalabhavan Mani	876	Stellan Skarsgard	0.00580	Steve Buscemi	3.181
13	Vivek	858	Milind Soman	0.00573	John Cleese	3.185
14	Vijayakumar	833	Nassar	0.00558	Danny Trejo	3.186
15	Vadivelu	825	Sonu Sood	0.00548	Morgan Freeman	3.186
16	Dharmavarapu Subramanyam	811	Eriq Ebouaney	0.00545	Peter Stormare	3.189
17	Cochin Haneefa	805	Anthony Wong	0.00536	Willem Dafoe	3.189
18	Devan	801	Gulshan Grover	0.00529	Luke Wilson	3.190
19	Om Puri	761	Thomas Kretschmann	0.00528	Woody Harrelson	3.190
20	Salim Kumar	759	Udo Kier	0.00525	Thomas Kretschmann	3.191
<i>2010–2020 (single connected network with 108,739 nodes (actors) and 1,756,677 edges.)</i>						
1	Nassar	1689	Nassar	0.02662	Ben Kingsley	3.151
2	Manobala	1314	Anupam Kher	0.02412	Shea Whigham	3.170
3	Prakash Raj	1312	Om Puri	0.01406	Liam Neeson	3.180
4	Jayaprakash	1101	Adil Hussain	0.01301	Naomi Watts	3.185
5	Brahmanandam	1099	Isabelle Huppert	0.00841	Anupam Kher	3.192
6	Indrans	1001	Peter Stormare	0.00789	Charles Dance	3.199
7	Siddique	957	Sam Anderson	0.00752	Fred Tatasciore	3.201
8	Ashish Vidyarthi	948	Ben Kingsley	0.00726	Alfred Molina	3.205
9	Ajay	925	Sridhar	0.00694	Toby Jones	3.208
10	Avinash	914	Irrfan Khan	0.00688	Danny Huston	3.211
11	Sayaji Shinde	901	Liam Neeson	0.00677	Samuel L. Jackson	3.213
12	Thambi Ramaiah	899	Charles Dance	0.00635	Willem Dafoe	3.213
13	Ali	877	Vinnie Jones	0.00627	Antonio Banderas	3.213
14	Rajendran	859	Joy Badlani	0.00626	James Franco	3.223
15	Nedumudi Venu	848	Boman Irani	0.00609	Mark Strong	3.227
16	Vijayaraghavan	845	Eric Roberts	0.00596	Vinnie Jones	3.228
17	Vennela Kishore	844	Danny Trejo	0.00592	Tom Wilkinson	3.230
18	Lena	837	Sanjay Mishra	0.00585	Danny Trejo	3.241
19	Sunil Sukhada	835	Willem Dafoe	0.00585	Stephen Lang	3.241
20	Tanikella Bharani	831	John	0.00583	Christopher Lloyd	3.244