

Minimum Enclosing Rectangle with Outliers

Zhengyang Guo*, Yi Li

School of Physical and Mathematical Sciences, Nanyang Technological University, Singapore

Abstract

We study the problem of minimum enclosing rectangle with outliers, which asks to find, for a given set of n planar points, a rectangle with minimum area that encloses at least $(n - t)$ points. The uncovered points are regarded as outliers. We present an exact algorithm with $O(kt^3 + ktn + n^2 \log n)$ runtime, assuming that no three points lie on the same line. Here k denotes the number of points on the first $(t + 1)$ convex layers. We further propose a sampling algorithm with runtime $O(n + \text{poly}(\log n, t, 1/\epsilon))$, which with high probability finds a rectangle covering at least $(1 - \epsilon)(n - t)$ points with at most the exact optimal area.

Keywords: shape fitting, outlier detection, approximation algorithm, time complexity, computational geometry

1. Introduction

In this work, we consider the problem of partial minimum enclosing rectangle, which is a generalization of classic minimum enclosing rectangle to the cases where there are outliers. Outliers have attracted increasing attention in the studies of computational geometry, and a recent trend is to combine shape fitting tasks (see [1] for what these task are) and outlier detection. Examples include the projective clustering [2], unit disk cover [3, 4], k -center/means/median clustering [5, 6], subspace approximation [7], minimum enclosing ball [8] and

*Corresponding author

Email addresses: GUOZ0015@e.ntu.edu.sg (Zhengyang Guo), yili@ntu.edu.sg (Yi Li)

subspace clustering [9]. As the geometric shapes are sensitive to outliers, removing outliers can sometimes greatly improve the quality of the output.

The classic minimum enclosing rectangle (MER) or parallelogram (MEP) is of interest in digital signal processing [10, 11] and computer graphics [12, 13, 14]. It works as a preprocessing to obtain a bounding box for the input point cloud [11]. For 2D points, the objective is to find a rectangle [15] or parallelogram [10] of minimum area that circumscribes all or most of the points. For 3D points, the aim is to find a hyper-rectangle [16] or parallelepiped [17] of minimum volume.

In [18], Kaplan et al. consider a relatively restricted case where the rectangle is axis parallel and gives an $O(n^{5/2} \log^2 n)$ exact algorithm. In [10], Schwarz gives an exact algorithm to find a parallelogram of minimum area that encloses a convex polygon. The algorithm is linear with respect to the number of vertices of the convex polygon. Together with the $O(n \log N)$ -time algorithms in [19] or [20], where N denotes the convex hull size, we can find the MEP of n planar points in $O(n \log N)$ time by finding the convex hull first and then its minimum enclosing parallelogram.

For the outlier cases, there was an $O(n + t^2 n)$ -time algorithms for MER [21], under the assumption that the rectangle is axis-parallel. The runtime was later improved to $O(n + t^3 \log^2 n)$ for the cases $t < n / \log^2 n$ [22]. Finding MER of arbitrary orientation leads to a significantly higher runtime of $O(n^2 t^2 + n^2 t \log n)$ for $t < n/2$ [15].

1.1. Notations and Problem Formulation

Let X be the input set of n planar points and t be the number of outliers. Besides, N denotes the convex hull size of X and $k = k(X, t)$ denotes the number of points on the first $(t + 1)$ convex layers (see [23] for the definition of convex layer, we also restate it in Appendix B). We assume $t < n/2$ as in general there are more inliers than outliers. The main problem is defined below.

Definition 1 (Minimum Enclosing Rectangle (Parallelogram) with Outliers). *Given a set X of n planar points and an integer parameter t , the task is to find*

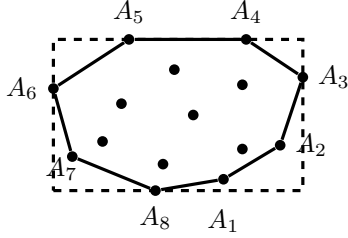


Figure 1: Relative position of the MER and the convex hull of a point set. The vertex hull is $A_1A_2 \cdots A_8$. The top side of the MER contains A_4A_5 and the bottom side contains A_8 . The left side contains A_6 and the right side A_3 .

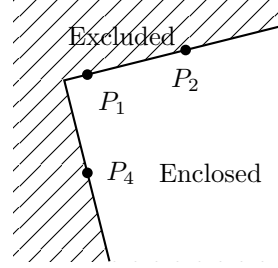


Figure 2: Enclosed and excluded areas. The boundaries are made up by three parts: the line P_1P_2 and the perpendicular line through P_4 . The solid line boundaries are considered a part of the enclosed area.

a rectangle (parallelogram) with the minimum area that covers at least $(n - t)$ points.

We use $\text{MER}(X, t)$ to denote the problem itself, $\text{sol}^*(X, t)$ to denote the optimal solution and $\text{opt}(X, t)$ to denote the optimal area. Besides, we use uppercase letters $X, L, R, J, H, G, M, \Lambda$ and Γ to indicate a collection of objects (such as sets, lists, arrays) in this paper. For a list L , we use L_i to denote its i -th element. For three distinct points O, A, B , we use $\angle AOB$ (in radians) to denote the clockwise angle from the ray OA to the ray OB .

1.2. Our Contributions

We give an exact algorithm to $\text{MER}(X, t)$. When $t < n/2$, its time complexity is $O(nt^3 + n^2t + n^2 \log n)$, better than $O(n^2t^2 + n^2t \log n)$ in [15]. Both complexities are computed for the cases where there are no three collinear points. The major difference between our work and [15] is that we define the notion of *valid pairs* and prove there are at most $O(nt)$ of them. Using valid pairs, we can locate one side of the rectangle. For recent results on the minimum enclosing rectangle, we refer the readers to Table 1.

Theorem 1. *Given a set of n points, we can find its MER with t outliers in time $O(kt^3 + ktn + n^2 \log n)$, where $k = k(X, t)$ is the number of points on the*

Orientation	Paper	Restriction	Time Complexity
axis-parallel	[22]	$t < n/2$	$O(n + t^3 \log^2 t)$
	[22]	–	$O(n^3 \log^2 n)$
	[24]	–	$O(n^4)$
	[25]	–	$O(n^2 \log n)$
	[26]	–	$O(n(n-t)^2 \log n + n \log^2 n)$
arbitrary	[25]	–	$O\left(n^3 \log n + n^3(n-t)/2^{\Omega(\sqrt{\log(n-t)})}\right)$
	[15]	–	$O(n^2 \log n + nt^2(n-t) + nt(n-t) \log(n-t))$
	this work	$t < n/2$	$O(n^2 \log n + n^2 t + nt^3)$

Table 1

first $(t+1)$ convex layers..

Though k can be as large as n in the worst case, in general it is much smaller. See Remark 1 for a discussion of this. When $k, t \ll n$, the $n^2 \log n$ term becomes dominant in the time complexity and the algorithm is not adequately efficient for implementation. We therefore sample the point set uniformly at random and show an $O(n + \text{poly}(\log n, t, 1/\epsilon))$ -time approximation algorithm.

Theorem 2. *There is a sampling algorithm which, given a set X of n points, with probability at least $(1 - 3/n)$, finds a rectangle of area at most $\text{opt}(X, t)$ such that the number of enclosed points is between $(n-t)(1-\epsilon)$ and $(n-t+1)$, in time $O(n + \text{poly}(\log n, t, 1/\epsilon))$.*

2. Preliminaries

The observation is a result from [27], which concerns the relative position between the MER and the convex hull. See Figure 1 for illustration.

Lemma 1 ([27, Theorem 2.1]). *For any given planar point set X and its convex hull $\text{CH}(X)$, there exists a MER such that one of its four sides must contain a side of $\text{CH}(X)$, and each of the other side must pass a vertex of $\text{CH}(X)$.*

3. Algorithm

We shall analyze what properties the optimal solution must satisfy and build the algorithm along the way. We will ignore the cases where there are collinear points in the discussion of the geometric properties of our concerned problem. It is common to ignore the degenerate or corner cases, for instance, such practice was thoroughly adopted in [28]. For completeness, we shall discuss in Appendix A how to modify the algorithm to remove the assumption. Below is a direct generalization of Lemma 1 to the outlier case.

Corollary 1. *The optimal solution $\text{sol}^*(X, t)$ and the convex hull of the $(n - t)$ enclosed points have the same positional relation as described in Lemma 1.*

For further discussion, we define the enclosed and excluded areas. We also illustrate the notion in Figure 2.

Definition 2 (Enclosed/Excluded Area). *For the open areas divided by a line or a simple polyline, the one containing more points is called the enclosed area, the union of the others is called the excluded area.*

We let P_1P_2 denote the side of the convex hull that is covered by one side of $\text{sol}^*(X, t)$, P_3 denote the point that is passed through by the opposite side, P_4 and P_5 denote the points that are on the other two sides respectively. See Figure 2 for illustration. For the number of enclosed points, we have the following lemma.

Lemma 2. *$\text{opt}(X, t)$ is either $(n - t)$ or $(n - t + 1)$.*

Proof. By Definition 1, we have $\text{opt}(X, t) \geq n - t$. If more than $(n - t + 1)$ points are enclosed, then moving a side inwards will exclude at most 2 points (recall we assume there are no three collinear points), resulting in a smaller rectangle enclosing at least $(n - t)$ points, contradicting the optimality of $\text{sol}^*(X, t)$. \square

While the optimal rectangle may enclose $(n - t)$ or $(n - t + 1)$ points, for simplicity, we will only discuss the situation where the rectangle encloses $(n - t)$

points in Section 3.1 and 3.2. The analysis and algorithms can be applied to the case of $(n - t + 1)$ points, simply by replacing t with $(t - 1)$ in $(n - t)$. As there are at least $(n - t)$ points (including P_1, P_2 and P_3) between the line P_1P_2 and its parallel through P_3 , at most t points therefore lie in the excluded area of the line P_1P_2 . We next give the definition of valid pair.

Definition 3 (Valid Pair). *Given a pair of points (P_1, P_2) , if the excluded area of the line P_1P_2 contains at most t points, then (P_1, P_2) is called a valid pair.*

The points P_1, P_2, P_3, P_4 and P_5 which are on the sides of a rectangle that encloses $(n - t)$ points must satisfy the following conditions. First, (P_1, P_2) must be a valid pair. Second, there are at least $(n - t)$ points (including P_1, P_2 and P_3) between the line P_1P_2 and its parallel through P_3 . Third, P_4 and P_5 must lie between the line P_1P_2 and its parallel through P_3 .

After finding the five points, we can then determine the four sides of the rectangle. We draw one line passing through P_1 and P_2 , and then a parallel through P_3 , and two perpendicular lines through P_4 and P_5 respectively. The enclosed area of the four lines is the desired rectangle.

3.1. Searching for P_1 and P_2

We now discuss how to find all the valid pairs (P_1, P_2) . The technique we used here is known as rotating calipers [27], a powerful tool widely employed in solving problems of computational geometry. For a given point P_1 and an arbitrary but fixed point $P_0 \in X \setminus \{P_1\}$, we divide the plane into two open halves. The open half plane on the clockwise side of the ray P_1P_0 is referred to as its right side, the other its left side. We then sort the points on the left and the right sides respectively in the clockwise order around P_1 . The left and right sorted lists are denoted by L and R accordingly.

We start P from P_0 and rotate ray P_1P around P_1 for a half circle. During the rotation, we use P_2 to keep the latest point met by line P_1P . The lists L and R are also updated to store points on the left and the right sides of the rotating ray P_1P respectively. The clockwise angle $\angle L_1P_1R_1$ indicates whether

Algorithm 1 Searching for all valid pairs (P_1, P_2)

```

1: function VALID-PAIRS( $X, t$ )
2:    $\Lambda \leftarrow \emptyset$  ▷ the set is to collect all the valid pairs
3:   for  $P_1$  in  $X$  do
4:      $P_0 \leftarrow$  arbitrary point in  $X \setminus \{P_1\}$  ▷ starting point of the rotation
5:      $L, R \leftarrow$  points in  $X \setminus \{P_0, P_1\}$  on the left and right side of ray  $P_0P_1$ 
6:     Sort  $L$  and  $R$  respectively in increasing order of the clockwise angle around  $P_0$ 
7:      $n_L \leftarrow |L|, n_R \leftarrow |R|$  ▷  $n_L$  and  $n_R$  record the size of  $L$  and  $R$ 
8:     while the clockwise angle  $P_1P_0P_2 < \pi$  do
9:       if  $\angle L_1P_0R_1 < \pi$  then ▷ determine whether line  $P_1P$  meets  $R_1$  or  $L_1$  next
10:         $P_2 \leftarrow R_1$ 
11:        pop  $R_1$  from  $R$  and add it to the end of  $L$ 
12:         $n_R \leftarrow n_R - 1, n_L \leftarrow n_L + 1$ 
13:       else
14:         $P_2 \leftarrow L_1$ 
15:        pop  $L_1$  from  $L$  and add it to the end of  $R$ 
16:         $n_R \leftarrow n_R + 1, n_L \leftarrow n_L - 1$ 
17:       if  $n_L \leq t$  then
18:         add  $(P_1, P_2, n_L, R)$  into  $\Lambda$ 
19:       if  $n_R \leq t$  then
20:         add  $(P_1, P_2, n_R, L)$  into  $\Lambda$ 
21:   return  $\Lambda$ 

```

L_1 or R_1 will be first hit by the rotating *line* P_1P and thus which side the next P_2 should come from. If $\angle L_1P_1R_1 < \pi$, the next P_2 will come from the right side, and else if $\angle L_1P_1R_1 > \pi$, the left side. Note that under the assumption that no three points lie on the same line, $\angle L_1P_1R_1$ can never be π . The point P_2 will be popped from the head of the list and then added to the end of the other list on the opposite side. The size of the first list will decrease by 1 and that of the second will increase by 1. We use two auxiliary variables n_L and n_R to record the sizes of L and R respectively. When $n_L \leq t$ or $n_R \leq t$, we can conclude that (P_1, P_2) is a valid pair.

Iterating the process over $P_1 \in X$, we can find all the valid pairs (P_1, P_2) and store them in set Λ . For further convenience, we also record the set of points in the enclosed area. The algorithm is presented in Algorithm 1. We also illustrate the rotation of *ray* P_1P by an example in Figure 3.

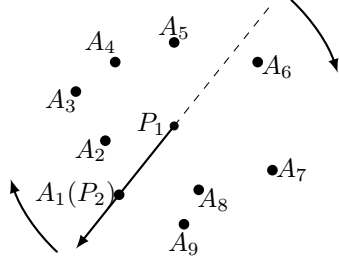


Figure 3: Clockwise rotation of the ray P_1P . In the current position, $P_2 = A_1$, the left side is (A_6, A_7, A_8, A_9) and the right side is (A_2, A_3, A_4, A_5) . Since $\angle A_6P_1A_2 > \pi$, the next P_2 is A_6 . The new left side will become (A_7, A_8, A_9, A_1) and the new right side will be as $(A_2, A_3, A_4, A_5, A_6)$.

3.2. Finding P_3 , P_4 and P_5

First, P_3 , P_4 and P_5 must be in the enclosed area of the line P_1P_2 . Without loss of generality, we may assume P_4 is on the left of P_5 along the direction of the ray P_1P_2 . Furthermore, P_3 is among the $(t+1)$ farthest points from the line P_1P_2 , P_4 is among the $(t+1)$ leftmost points and P_5 is among the $(t+1)$ rightmost points. We can use the well-known min or max heap to find all the candidates for P_3 , P_4 and P_5 . For further convenience, the candidates for P_3 are then stored in a linked list, in the decreasing order of their distance to the line P_1P_2 . So are the candidates for P_4 and P_5 , both of which are ordered from left to right.

When P_1 , P_2 and P_4 are given, there can be at most $(t+1)$ pairs of (P_3, P_5) such that the rectangle encloses $(n-t)$ points. We let $x \leq t$ denote the number of points excluded by line P_1P_2 and the perpendicular line through P_4 . We show how to find all the pairs (P_3, P_5) . We claim that we can skip the first x candidates for P_5 . Indeed, if we choose any of the first x candidates as P_5 , there will be at least $(t+1-x)$ another excluded points, resulting in at least $(t+1)$ excluded points in total. We therefore initialize P_5 as the $(x+1)$ -th candidate, and P_3 as the 1st candidate. The total number of excluded points is now t . Whenever we go to the next candidate for P_5 , we need to check whether it is between the line P_1P_2 and the parallel through P_3 . If it is, then the number of excluded points will decrease by 1 or 2, depending on whether 1 or 2 points will be included when moving the perpendicular line outwards. If not, the number does not change. We continue moving P_3 to the next candidate until the number

Algorithm 2 Searching for P_3 , P_4 and P_5

```

1: function ENCLOSE( $M, t, P_1, P_2, m$ )     $\triangleright m$  is the number of points in the excluded area of line
    $P_1 P_2$ ,  $M$  is the set of points in the enclosed area of line  $P_1 P_2$ 
2:    $J \leftarrow$  the  $(t + 1)$  leftmost points in  $M$  along the direction of ray  $P_1 P_2$ 
3:    $H \leftarrow$  the  $(t + 1)$  rightmost points in  $M$  along the direction of ray  $P_1 P_2$ 
4:    $G \leftarrow$  the  $(t + 1)$  farthest points in  $M$  from line  $P_1 P_2$ 
5:   store  $J$  and  $H$  in two linked lists, both are ordered from left to right
6:   store  $G$  in a linked list, whose point are in the decreasing order of their distance to  $P_1 P_2$ 
7:    $\Gamma \leftarrow \emptyset$ 
8:   for  $i \leftarrow 1, 2, \dots, t + 1$  do
9:      $P_4 \leftarrow J_i$ 
10:     $x \leftarrow$  the number of points excluded by line  $P_1 P_2$  and the perpendicular line through  $P_4$ 
11:     $c \leftarrow t + 1$                                  $\triangleright c$  stores the number of excluded points
12:     $k \leftarrow 1$                                  $\triangleright$  initialize the index of the candidate for  $P_3$ 
13:    for  $j \leftarrow x + 1, \dots, t + 1$  do
14:       $P_5 \leftarrow H_j$ 
15:      if  $P_5$  lies between the line  $P_1 P_2$  and the parallel through  $P_3$  then
16:        if  $j < t + 1$  and ( $H_{j+1}$  is between line  $P_1 P_2$  and the parallel through  $P_3$ ) and
           ( $H_j H_{j+1}$  is perpendicular to  $P_1 P_2$ ) then
17:           $c \leftarrow c - 2$ 
18:        else
19:           $c \leftarrow c - 1$ 
20:        while  $c < t$  and  $k < t + 1$  do
21:          if  $G_k$  is between the perpendicular lines through  $P_4$  and  $P_5$  then
22:            if  $G_k G_{k+1}$  is parallel to  $P_1 P_2$  then
23:               $c \leftarrow c + 2$ 
24:               $k \leftarrow k + 2$ 
25:            else
26:               $c \leftarrow c + 1$ 
27:               $k \leftarrow k + 1$ 
28:          if  $c = t$  then
29:             $P_3 \leftarrow G_k$ 
30:            add  $(P_3, P_4, P_5)$  to  $\Gamma$ 
31:   return  $\Gamma$ 

```

of excluded points becomes at least t . We repeat moving P_5 and P_3 this way. The whole process is presented in Algorithm 2.

3.3. Finding MER

We finally enumerate all possible combinations of P_1 , P_2 , P_3 , P_4 and P_5 , and find the one of the minimum area among all the rectangles which encloses $(n - t)$ or $(n - t + 1)$ points. The overall algorithm is presented in Algorithm 3.

Algorithm 3 Partial-MER

Require: a planar point set X , the number of outliers t .

```

1:  $A \leftarrow +\infty$ 
2:  $rec^* \leftarrow nil$  ▷ Initialize the area of the rectangle
3: for  $(P_1, P_2, m, M)$  in  $VALID-PAIRS(X, t)$  do ▷ Algorithm 1
4:   for  $(P_3, P_4, P_5)$  in  $ENCLOSE(M, t, P_1, P_2, m) \cup ENCLOSE(M, t-1, P_1, P_2, m)$  do ▷ Algorithm 2
5:      $rec \leftarrow$  the rectangle with  $P_1$  and  $P_2$  on one side,  $P_3$  on the opposite side,  $P_4$  and  $P_5$  on
       the two perpendicular sides respectively
6:     if  $area(rec) < A$  then
7:        $rec^* \leftarrow rec$ 
8:        $A \leftarrow area(rec)$ 
9: return  $para^*$ 

```

Notice that the rectangle with overlapping points on its sides is merely a special case of the ones where the six points do not overlap. The algorithm can be adapted to the overlapping cases and this will only increase a constant factor to the overall time complexity.

4. Time Analysis of Algorithm 3

In order to enclose $(n - t)$ or $(n - t + 1)$ points, there must be at most t points in the excluded area of the line P_1P_2 . In another word, (P_1, P_2) is a valid pair. For a fixed point P_1 , we let ray P_1P rotate a half circle around P_1 in the clockwise order. In the rotation, the points met by line P_1P in order are marked by X_1, X_2, \dots, X_{n-1} . Let $n_L^{(i)}$ and $n_R^{(i)}$ be the number of points on the left and on the right side of the ray P_1P respectively, when the line P_1P meets X_i during the rotation. The following lemma tracks how $n_L^{(i)}$ and $n_R^{(i)}$ change in the process.

Lemma 3. *Rotate the ray P_1P in the clockwise order. The line P_1P will meet the points of $X \setminus \{P_1\}$ in the sequence of X_1, X_2, \dots, X_{n-1} . Let $n_L^{(i)}$ and $n_R^{(i)}$ be the number of points on the left and right side of the ray P_1P respectively, when the line P_1P meets the point X_i . Then*

$$n_L^{(i)} = n_L^{(i-1)} + \delta_i \quad \text{and} \quad n_R^{(i)} = n_R^{(i-1)} - \delta_i,$$

where

$$\delta_i = \begin{cases} 1, & \text{if } X_i \text{ is previously on the right side of the ray } P_1P; \\ -1, & \text{if } X_i \text{ is previously on the left side of the ray } P_1P; \end{cases}$$

Suppose there is a point $P_0 \neq P_1$ such that there are s points on the right side of ray P_1P_0 , where $s \leq t$. We initialize P to be P_0 and rotate P around P_1 by 180 degree. The line P_1P sweeps over all the points except P_1 . And the initial left side of ray P_1P becomes the right side. This indicates that there are finally $(n - s - 2)$ points on the right side, that is, $n_R^{(n-1)} = n - s - 2$. We are now ready to prove an auxiliary lemma, by which we further prove that there are not too many valid pairs.

Lemma 4. *Suppose a sequence of numbers x_1, x_2, \dots, x_{n-1} satisfies that $x_1 = s$, $x_{n-1} = n - s - 2$, $x_{i+1} - x_i \in \{-1, 1\}$. When $s \leq t$, there are at most $(2t + 1)$ indices i satisfying $x_i \leq t$.*

Proof. We let i^* denote the largest index i such that $x_i \leq t$. Then we have $x_{n-1} - x_{i^*} \geq n - s - 2 - t \geq n - 2t - 2$. On the other hand, $x_{n-1} - x_{i^*} = \sum_{i=i^*}^{n-2} (x_{i+1} - x_i) \leq \sum_{i=i^*}^{n-2} 1 = n - i^* - 1$. By the two inequalities, we have $i^* \leq 2t + 1$ and the possible i satisfying $x_i \leq t$ can only be in $i \in \{1, 2, \dots, 2t + 1\}$. \square

The bound can be applied to both the left and the right sides of ray P_1P . Therefore we have the following corollary.

Corollary 2. *Given a fixed P_1 , there are at most $2 \cdot (2t + 1) = 4t + 2$ valid pairs (P_1, P_2) .*

Besides, we have the following observation on the position of P_1 .

Lemma 5. *P_1 can only be on the first $(t + 1)$ convex layers of X .*

Proof. If P_1 is inside the $(t + 1)$ -th convex layer, then any line ℓ through P_1 must intersect each of the first $(t + 1)$ convex layers. Therefore, on any side of ℓ , there must be at least one point from each of the first $(t + 1)$ convex layers. In total, there would be at least $(t + 1)$ points, which contradicts the fact that (P_1, P_2) is

a valid pair. We therefore conclude that P_1 must be on the first $(t + 1)$ convex layers. \square

We can now bound the total number of valid pairs.

Corollary 3. *There are in total $O(tk)$ valid pairs (P_1, P_2) .*

Proof. Each valid pair (P_1, P_2) is counted twice when P_1 is fixed and when P_2 is fixed. Thus there are $\frac{1}{2} \cdot (4t + 2) \cdot k = (2t + 1)k$ valid pairs in total. \square

Remark 1. *Since $k \leq n$, the estimate in the preceding corollary is $O(nt)$. We show that this bound cannot be substantially improved. Let A_1, \dots, A_n be the n vertices of a convex polygon in clockwise order, then $k = n$ in this case. Note that if the number of points strictly on one side of line $A_i A_j$ is no more than t , there would be at most t other vertices between A_i and A_j . The total number of valid pairs $\{A_i, A_j\}$ is exactly $n(t + 1) = \Theta(kt) = \Theta(nt)$.*

However, the situation above where there is only one single convex layer is very rare. Usually, k is much smaller than n . It is known that the expected convex hull size of n points sampled from a general convex body in the plane is $O(n^{2/3})$ [29]. A direct corollary is that $\mathbb{E}k = O(tn^{2/3})$, much smaller than n when $t \ll n^{1/3}$. Another example of $k \ll n$ is when n points are randomly sampled from a component independent distribution on the plane. Under such conditions, the expected size of the i -th convex layer is proved to be $O(i^2 \log(n/i))$ [30]. Consequently, $\mathbb{E}k = O(t^3 \log(n/t))$.

The following observations are direct and simple. First, P_3, P_4 and P_5 are in the enclosed area of line $P_1 P_2$. Second, P_3 is among the $(t + 1)$ farthest points from line $P_1 P_2$. Third, P_4 is among the $(t + 1)$ leftmost points along the direction of ray $P_1 P_2$. Lastly, P_5 is among the $(t + 1)$ rightmost points along the direction of ray $P_1 P_2$. Now we prove Theorem 1.

Theorem 1 (restated). *Let $n = |X|$. Algorithm 3 gives the exact optimal solution to $\text{MER}(X, t)$, running in $O(n^2 \log n + ktn + kt^3)$ time. As $k \leq n$, it is also $O(n^2 \log n + n^2 t + nt^3)$.*

Proof. The correctness is clear because we enumerate over all possible rectangles. We analyze the running time below.

First we consider Algorithm 1, the subroutine to find all valid pairs. For P_1 and P_0 , finding L and R of ray P_1P_0 takes $O(n)$ time (Line 5) and sorting them in the clockwise order respectively takes $O(n \log n)$ time (Line 6). In the subsequent rotation of P_1P , updating P_2 , the points on the left side of P_1P and the points on the right side of P_1P runs in $O(1)$ time if L and R are maintained by linked lists. Hence for each fixed P_1 , Lines 8–20 takes $O(n)$ time. By enumerating P_1 , Algorithm 1 runs in a total time of $O(n^2 \log n)$.

Next consider Algorithm 2. Finding the candidates for P_3 , P_4 and P_5 by the selection algorithm in [31] takes $O(n)$ time respectively. Further sorting the candidates for P_3 , P_4 and P_5 takes $O(t \log t)$ time respectively. Enumerating over P_4 takes $O(t)$ time. From Line 12 to Line 30, finding P_3 and P_4 such that the rectangle determined by P_1 , P_2 , P_3 , P_4 and P_5 encloses $(n - t)$ or $(n - t + 1)$ points takes $O(t)$ time. Hence, each call to Algorithm 2 takes $O(n + t \log t + t^2) = O(n + t^2)$ time.

Now we return to the main algorithm (Algorithm 3). Finding all the valid pairs takes $O(n^2 \log n)$ time, and there are kt of them. For each single valid pair (P_1, P_2) , we call the ENCLOSE function, which runs in $O(n + t^2)$ time. The total runtime of Algorithm 3 is $O(n^2 \log n + ktn + kt^3)$. As $k \leq n$, it is also $O(n^2 \log n + n^2t + nt^3)$. \square

5. A Sampling Algorithm

Although the algorithm given in Section 3 is faster than those in earlier studies, it is still not efficient for large-scale datasets. In this section, we shall present a sampling approach to obtain an approximate solution, which can further reduce the running time when n is large. To illustrate the idea, we need to introduce the dual problem to the $\text{MER}(X, t)$, the definition of the VC dimension and a few related results.

5.1. Dual Problems

Definition 4 (Dual of MER). *Given a set X of n planar points and a positive value α , we intend to find the maximum number of points $\kappa(X, \alpha)$ covered by any rectangle with area at most α .*

Next we explain the relation between the $\text{MER}(X, t)$ problem and its dual problem, assuming the same planar point set. We retain the assumption of no three collinear points. Below are two corollaries of Lemma 2 to be used later.

Lemma 6. *Let $\alpha = \text{opt}(X, t)$. Then $\kappa(X, \alpha) \in \{n - t, n - t + 1\}$.*

Proof. Notice that we already have a rectangle $\text{sol}^*(X, t)$ of area α that encloses $(n - t)$ or $(n - t + 1)$ points by Lemma 2, therefore it is only possible that $\kappa(X, \alpha) \geq n - t$. On the other hand, if $\kappa(X, \alpha) \geq n - t + 2$, we can move inwards a side on which there at most two points. There remain at least $(n - t)$ points while the area is smaller than α , contradicting the area optimality of $\text{sol}^*(X, t)$. Therefore $n - t \leq \kappa(X, \alpha) \leq n - t + 1$. \square

In the same spirit, we can prove the following corollary.

Corollary 4. *For any rectangle with area no more than $\alpha = \text{opt}(X, t)$, the number of points it encloses can not exceed $n - t + 1$.*

5.2. VC Dimension of (X, \mathcal{R})

We take the definitions of the range space and VC dimension from [32].

Definition 5. [32, Definition 20.1.1] *A range space is a pair (X, \mathcal{R}) , where X is a ground set and \mathcal{R} is collection of subsets of X . The elements of X are points and the elements of \mathcal{R} are ranges.*

Definition 6. [32, Definition 20.1.4] *For a range space (X, \mathcal{R}) and a subset $Y \subseteq X$, the projection of the range space on Y is defined to be $\{\tau \cap Y \mid \tau \in \mathcal{R}\}$. If the projection $\{\tau \cap Y \mid \tau \in \mathcal{R}\}$ is the power set of Y , then we say Y is shattered by (X, \mathcal{R}) .*

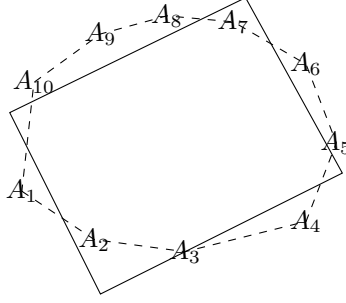


Figure 4: A convex 10-gon. A rectangle can intersect the 10-gon at no more than 8 points and thus only enclose four continuous sections of the boundary.

Definition 7. *The VC dimension of a range space (X, \mathcal{R}) is the maximum cardinality of a shattered subset of X .*

In our case, X is the given point set. And each element in \mathcal{R} refers to the set of points in a rectangle, including the vertices and those on the four edges. We need the following lemma to bound the VC dimension of (X, \mathcal{R}) .

Lemma 7. *For a convex 10-gon and a rectangle, there are at most 8 intersection points and at most 4 continuous parts of the boundary of the 10-gon lying inside the rectangle.*

Proof. As the 10-gon is convex, there are at most two intersection points on each side of the rectangle. Besides, if I_1 , I_2 and I_3 are three continuous intersection points on the sides of the rectangle, then one of polygon boundary parts I_1I_2 and I_2I_3 must be inside the rectangle and the other must be outside. As there are at most 8 intersection points, the number of parts of the polygon inside the rectangle is at most 4. \square

Lemma 8. *The VC dimension of the range space (X, \mathcal{R}) is at most 9.*

Proof. For any given 10 points A_1, A_2, \dots, A_{10} , there are three cases considering their relative positions.

The first case is that A_1, A_2, \dots, A_{10} are the vertices of a convex 10-gon. Without loss of generality, we suppose that they are in the clockwise order

(See Figure 4). By Lemma 7, there are at most 4 discontinuous parts of the convex 10-gon boundary being enclosed by an arbitrary rectangle. Therefore it is impossible for any rectangle to enclose exactly A_1, A_3, A_5, A_7 and A_9 , otherwise there would be 5 discontinuous parts of the convex 10-gon enclosed by the rectangle.

The second case is that the ten points are not in the position of a convex 10-gon and no three of them are collinear. Then there are at least two convex layers in the onion structure [33]. It is not possible for any rectangle to contain the outermost layer without containing the inner ones.

The third case is that there are three collinear points A_1, A_2 and A_3 . Without loss of generality, we assume A_2 lie between A_1 and A_3 . Then it is not possible for a rectangle to enclose P_1 and P_3 while not enclosing P_2 .

In any of the three cases, there is at least one subset that can not be the intersection of any rectangle and $\{A_1, A_2, \dots, A_{10}\}$. It follows from Definition 6 and 7 that the maximum cardinality of any shattered subset can not be 10 or larger in any of the three cases. The VC dimension is therefore at most 9. \square

5.3. Approximation Guarantees

We next introduce a sampling result for the dual problem of MER. The following is a discrepancy result for rectangles, slightly modified from an earlier result [26, Lemma 9] for rectangles. We shall discuss its proof at the end of this section.

Lemma 9. *Let $s = \min\left(n, \frac{c}{\epsilon^2} \frac{n \log n}{\kappa(X, \alpha)}\right)$, where c is some absolute constant, and S be a random sample of X with s points. Then with probability at least $(1 - 1/n)$, it holds for each rectangle P of area at most α that $||P \cap X|/n - |P \cap S|/s| \leq \epsilon \cdot \kappa(X, \alpha)/n$.*

Proof. The proof is almost identical to the case in [26, Lemma 9], except that they concern the axis-aligned rectangle while the rectangle here is of arbitrary orientation. The proof in fact works for a general range space (see [34, Theorem 2.11]) with a sample size $|S|$ of the same order, provided that the VC dimension

is a constant. Indeed the VC dimension of (X, \mathcal{R}) is at most 9 as stated in Lemma 8. \square

Now we show our main result of approximation.

Lemma 10. *Let $n = |X|$ and assume that $t \leq n/2$. Let S be a random sample of X such that $|S| = \min(n, c\epsilon^{-2} \log n)$, where c is an absolute constant. Moreover, suppose that $t' = (\frac{t}{n} + \epsilon - \frac{\epsilon t}{n})|S|$ is an integer. It holds with probability at least $1 - 3/n$ that $(n - t)(1 - \epsilon) \leq |\text{sol}^*(S, t') \cap X| \leq n - t + 1$.*

Proof. Let $n = |X|$. The rectangle $P^* = \text{sol}^*(X, t)$ has area $\alpha = \text{opt}(X, t)$ and encloses the most number of points of X . By Corollary 6 it must hold that

$$n - t \leq |P^* \cap X| = \kappa_\alpha(X) \leq n - t + 1.$$

Applying Lemma 9 to P , we conclude that when

$$|S| = s = \min\left(n, \frac{c}{\epsilon^2} \frac{n \log n}{\kappa_\alpha(X)}\right) \leq \min\left(n, \frac{2c \log n}{\epsilon^2}\right),$$

with probability at least $1 - \frac{1}{n}$,

$$\frac{|P^* \cap S|}{|S|} \geq \frac{|P^* \cap X|}{|X|} - \frac{|P^* \cap X|}{|X|} \cdot \epsilon = \frac{\kappa_\alpha(X)}{n} \cdot (1 - \epsilon),$$

therefore

$$|P^* \cap S| \geq \frac{\kappa_\alpha(X)}{n} \cdot (1 - \epsilon)s.$$

Next we let p^* denote the rectangle of area at most α that encloses the most number of points of S . Then by Corollary 4,

$$|p^* \cap X| \leq n - t + 1.$$

On the other hand, by the definition of p^* we have

$$|p^* \cap S| \geq |P^* \cap S| \geq \frac{\kappa_\alpha(X)}{n} \cdot (1 - \epsilon)s.$$

Since $\text{sol}^*(S, t')$ is the smallest rectangle enclosing at least $s - t' = (1 - \frac{t}{n})(1 - \epsilon)s$ points of S and p^* encloses at least

$$\frac{\kappa_\alpha(X)}{n} \cdot (1 - \epsilon)s \geq \left(1 - \frac{t}{n}\right) (1 - \epsilon)s$$

points of S , it must hold that

$$\text{opt}(S, t') \leq \text{area}(p^*) \leq \alpha.$$

Then we can apply Lemma 9 to $\text{sol}^*(S, t')$ as its area is no more than α . Overall with probability at least $(1 - 3/n)$, we have

$$|\text{sol}^*(S, t') \cap X| \geq (n - t)(1 - 2\epsilon) - \epsilon.$$

On the other hand, by Corollary 4, we conclude that

$$|\text{sol}^*(S, t') \cap X| \leq n - t + 1.$$

Replacing ϵ by some $O(\epsilon)$ with a constant scaling, then $[(n - t)(1 - 2\epsilon) - \epsilon]$ can be rewritten as $(n - t)(1 - \epsilon)$. \square

Remark 2. *Removing the assumption of no three collinear points, we see that it continues to hold $\kappa_\alpha(X) \geq n - t$ and the proof of Lemma 10 still goes through, that is, it continues to hold that $|\text{sol}^*(S, t') \cap X| \geq (n - t)(1 - \epsilon)$.*

Remark 3. *The left inequality (i.e. the lower bound) continues to hold without the assumption of three collinear points. See Subsection 5.2 for discussion.*

In the light of Lemma 10, we can apply the algorithm in Section 3 to S and obtain an approximate solution.

Theorem 2 (restated). *There is a sampling algorithm which, given a set X of n points, with probability at least $(1 - 3/n)$, finds a rectangle of area at most $\text{opt}(X, t)$ such that the number of enclosed points is between $(n - t)(1 - \epsilon)$ and $(n - t + 1)$, in time $O((\frac{\log n}{\epsilon^2})^4(\frac{t}{n} + \epsilon)^3 + n)$.*

Proof. The number of enclosed points is guaranteed by Lemma 10 with a rescale of ϵ . Next we analyze the runtime.

First of all, sampling s points takes $O(n)$ time, where $s = O(\frac{\log n}{\epsilon^2})$. Next, we aim to solve the problem $\text{MER}(S, t')$ where $t' = (\epsilon + \frac{t}{n} - \frac{\epsilon t}{n})s$, for which we apply Theorem 1 and see that the runtime is

$$\begin{aligned}
& O\left(st'^3 + s^2t' + s^2 \log s\right) \\
&= O\left(\left(\frac{\log n}{\epsilon^2}\right)^4 \left(\frac{t}{n} + \epsilon\right)^3 + \left(\frac{\log n}{\epsilon^2}\right)^3 \left(\frac{t}{n} + \epsilon\right) + \left(\frac{\log n}{\epsilon^2}\right)^2 \log \frac{\log n}{\epsilon^2}\right) \\
&= O\left(\left(\frac{\log n}{\epsilon^2}\right)^4 \left(\frac{t}{n} + \epsilon\right)^3\right).
\end{aligned}$$

The last equation is because

$$\frac{\left(\frac{\log n}{\epsilon^2}\right)^3 \left(\frac{t}{n} + \epsilon\right)}{\left(\frac{\log n}{\epsilon^2}\right)^2 \log \frac{\log n}{\epsilon^2}} = \frac{\frac{\log n}{\epsilon^2} \left(\frac{t}{n} + \epsilon\right)}{\log \frac{\log n}{\epsilon^2}} > \frac{\frac{\log n}{\epsilon}}{\log \frac{\log n}{\epsilon^2}} = \frac{\frac{\log n}{\epsilon}}{O\left(\log \frac{\log n}{\epsilon}\right)} > \Omega(1)$$

and

$$\frac{\left(\frac{\log n}{\epsilon^2}\right)^4 \left(\frac{t}{n} + \epsilon\right)^3}{\left(\frac{\log n}{\epsilon^2}\right)^2 \log \frac{\log n}{\epsilon^2}} = \frac{\left(\frac{\log n}{\epsilon^2}\right)^2 \left(\frac{t}{n} + \epsilon\right)^3}{\log \frac{\log n}{\epsilon^2}} > \frac{\log n \cdot \frac{\log n}{\epsilon}}{O\left(\log \frac{\log n}{\epsilon}\right)} > \Omega(1)$$

Therefore the total runtime is $O\left(\left(\frac{\log n}{\epsilon^2}\right)^4 \left(\frac{t}{n} + \epsilon\right)^3 + n\right)$. \square

References

- [1] S. Har-Peled, Y. Wang, Shape fitting with outliers, SIAM Journal on Computing 33 (2) (2004) 269–285.
- [2] N. Mishra, R. Motwani, S. Vassilvitskii, Sublinear projective clustering with outliers, in: 15th Annual Fall Workshop on Computational Geometry and Visualization, Citeseer, 2005, p. 45.
- [3] R. Gandhi, S. Khuller, A. Srinivasan, Approximation algorithms for partial covering problems, Journal of Algorithms 53 (1) (2004) 55–84.
- [4] H. Ghasemalizadeh, M. Razzazi, An improved approximation algorithm for the most points covering problem, Theory of Computing Systems 50 (3) (2012) 545–558.

- [5] G. Malkomes, M. J. Kusner, W. Chen, K. Q. Weinberger, B. Moseley, Fast distributed k-center clustering with outliers on massive data, in: *Advances in Neural Information Processing Systems*, 2015, pp. 1063–1071.
- [6] S. Guha, Y. Li, Q. Zhang, Distributed partial clustering, in: *Proceedings of the 29th ACM Symposium on Parallelism in Algorithms and Architectures*, ACM, 2017, pp. 143–152.
- [7] A. Deshpande, R. Pratap, Subspace approximation with outliers, in: *International Computing and Combinatorics Conference*, Springer, 2020, pp. 1–13.
- [8] H. Ding, M. Ye, Solving minimum enclosing ball with outliers: Algorithm, implementation, and application, *arXiv preprint arXiv:1804.09653* (2018).
- [9] M. Soltanolkotabi, E. J. Candes, et al., A geometric analysis of subspace clustering with outliers, *The Annals of Statistics* 40 (4) (2012) 2195–2238.
- [10] C. Schwarz, J. Teich, E. Welzl, B. Evans, On finding a minimal enclosing parallelogram, *International Computer Science Institute*, Berkeley, CA, Tech. Rep. tr-94-036 (1994).
- [11] J. O’Rourke, Finding minimal enclosing boxes, *International journal of computer & information sciences* 14 (3) (1985) 183–199.
- [12] Y. Chen, Determining parting direction based on minimum bounding box and fuzzy logics, *International Journal of Machine Tools and Manufacture* 37 (9) (1997) 1189–1199.
- [13] G. Barequet, S. Har-Peled, Efficiently approximating the minimum-volume bounding box of a point set in three dimensions, *Journal of Algorithms* 38 (1) (2001) 91–109.
- [14] C. Chan, S. Tan, Determination of the minimum bounding box of an arbitrary solid: an iterative approach, *Computers & Structures* 79 (15) (2001) 1433–1449.

- [15] S. Das, P. P. Goswami, S. C. Nandy, Smallest k -point enclosing rectangle and square of arbitrary orientation, *Information Processing Letters* 94 (6) (2005) 259–266.
- [16] D. M. Mount, N. S. Netanyahu, C. D. Piatko, R. Silverman, A. Y. Wu, Quantile approximation for robust statistical estimation and k -enclosing problems, *International Journal of Computational Geometry & Applications* 10 (06) (2000) 593–608.
- [17] F. Vivien, N. Wicker, Minimal enclosing parallelepiped in 3d, *Computational Geometry* 29 (3) (2004) 177–190.
- [18] H. Kaplan, R. Sasanka, M. Sharir, Finding axis-parallel rectangles of fixed perimeter or area containing the largest number of points, *Computational Geometry* (2019).
- [19] D. G. Kirkpatrick, R. Seidel, The ultimate planar convex hull algorithm?, *SIAM journal on computing* 15 (1) (1986) 287–299.
- [20] T. M. Chan, Optimal output-sensitive convex hull algorithms in two and three dimensions, *Discrete & Computational Geometry* 16 (4) (1996) 361–368.
- [21] M. Segal, K. Kedem, Enclosing k points in the smallest axis parallel rectangle, *Information Processing Letters* 65 (2) (1998) 95–99.
- [22] P. R. S. Mahapatra, K -enclosing square or rectangle problem revisited, in: 2011 3rd International Conference on Electronics Computer Technology, Vol. 2, IEEE, 2011, pp. 42–46.
- [23] K. Dalal, Counting the onion, *Random Structures & Algorithms* 24 (2) (2004) 155–165.
- [24] P. R. S. Mahapatra, Smallest axis-parallel rectangle enclosing at least k points, *Journal of Emerging Trends in Computing and Information Sciences* 3 (6) (2012).

- [25] T. M. Chan, S. Har-Peled, Smallest k -enclosing rectangle revisited, *Discrete & Computational Geometry* (2020) 1–23.
- [26] M. de Berg, S. Cabello, O. Cheong, D. Eppstein, C. Knauer, Covering many points with a small-area box, *arXiv preprint arXiv:1612.02149* (2016).
- [27] G. T. Toussaint, Solving geometric problems with the rotating calipers, in: *Proc. IEEE Melecon*, Vol. 83, 1983, p. A10.
- [28] M. Van Kreveld, O. Schwarzkopf, M. de Berg, M. Overmars, *Computational geometry algorithms and applications*, Springer, 2000.
- [29] C. Buchta, On the boundary structure of the convex hull of random points, *Adv. Geom* 12 (1) (2012) 79–190.
- [30] M. He, C. P. Nguyen, N. Zeh, Maximal and convex layers of random point sets, in: *Latin American Symposium on Theoretical Informatics*, Springer, 2018, pp. 597–610.
- [31] K. C. Kiwił, On floyd and rivest’s select algorithm, *Theoretical Computer Science* 347 (1-2) (2005) 214–238.
- [32] S. Har-Peled, On complexity, sampling, and ε -nets and ε -samples, *Approximation Algorithm in Geometry* (2010).
- [33] B. Chazelle, On the convex layers of a planar set, *IEEE Transactions on Information Theory* 31 (4) (1985) 509–517.
- [34] S. Har-Peled, M. Sharir, Relative (p, ε) -approximations in geometry, *Discrete & Computational Geometry* 45 (3) (2011) 462–496.

Appendices

A. Removing the Assumption of No Three Collinear Points

Now we remove the assumption that no three points are collinear. We shall highlight the changes to the algorithm instead of rewriting the pseudocodes. The main change is in the function of VALID-PAIRS. Inside of having only two points P_1 and P_2 on the rotating ray, there could be more points on the line P_1P_2 . Suppose that

$$L = (A_1, A_2, \dots, A_s, A_{s+1}, \dots), \quad R = (B_1, B_2, \dots, B_r, B_{r+1}, \dots),$$

where A_1, \dots, A_s and B_1, \dots, B_r are collinear with P_1 . We shall append the current boundary points (points on the rotating ray) to L and/or R and remove A_1, \dots, A_s from L and B_1, \dots, B_r from R , yielding the new left and right sides

$$L' = (A_{s+1}, A_{s+2}, \dots), \quad R' = (B_{r+1}, B_{r+2}, \dots).$$

If one of them contains at most $(t+2)$ points, we shall create a new valid pair (P_1, A_i) for every $i \leq s$ and (P_1, B_j) for every $j \leq r$. Continuing rotating the ray P_1P to the next stopping position, we shall append (A_1, \dots, A_s) to R' and (B_1, \dots, B_r) to L' .

Another change concerns finding H consisting of farthest point from P_1P_2 . Originally we need only to keep $(t+2)$ points, since it will include all points that are at least farther than the $(t+1)$ -st farthest point. Without the assumption that no three points are collinear, we need to include all points that are at least farther than the $(t+1)$ -st farthest point. Hence we can again maintain a min-heap of size $(t+1)$, so that scanning through all points we obtain a correct $(t+1)$ -st farthest point to P_1P_2 . Then we need an additional $O(n)$ scan over all points to include all points of the same distance away from P_1P_2 as the $(t+1)$ -st farthest point. We note that the time complexity of VALID-PAIRS remains the same up to a constant.

The last change is inside the function PARA, instead of checking J_i and J_{i+1}

for Q_3 , we shall need to check all points in J of the same distance as J_{i+1} from the line P_1P_2 .

We remark that it is no longer true there are at most $O(nt)$ valid pairs for each P_1 . In the worst case, if $\Theta(n)$ points are collinear, there could be $\Theta(n^2)$ valid pairs. For real-world data, however, this hardly happens. As shown in Remark 1, the average number of valid pairs is significantly smaller than the worst case bound.

B. The Definition of Convex Layers

Definition 8 ([23]). *Given a finite Euclidean point set X , the first convex layer is defined to be the convex hull of X . And the t -th convex layer is defined to be the convex hull of the rest of X , after the points on the first $(t-1)$ convex layers are removed. The collection of these convex layers is called the onion of X . And the size of this collection is defined as the convex depth of X . When there is no remaining point after those on the first $(t-1)$ convex layers are removed, the t -th and subsequent convex layers are simply the empty set by definition.*