

Commutator of Electric Charge and Magnetic Flux

Mikhail A. Savrov

(The Department of Physics and Astronomy, University of New Mexico,

on leave from: The Department of General Physics,

Moscow Institute of Physics and Technology)

(Dated: February 7, 2022)

Here one can find a derivation of the commutator of the charge and magnetic flux in a superconducting circuit containing a Josephson junction from the commutation relation of quantum-field operators of electric field and vector potential. A commutator of the fluxes of electric and magnetic fields passing through two interlinked loops in vacuum is also evaluated and physical interpretation of the commutator is discussed.

I. COMMUTATOR OF ELECTRIC CHARGE AND MAGNETIC FLUX IN SUPERCONDUCTOR

Electric circuits with Josephson junctions are macroscopic quantum systems which energy spectrum can contain discrete levels. Such circuits are considered promising for implementation of quantum computing [3]. Theoretical description of the circuits [2] incorporates the commutator of the operators of magnetic flux Φ through a circuit loop with a Josephson junction and electric charge Q on the junction terminals regarded as capacitor plates [6]:

$$[\Phi, Q] = -i\hbar c. \quad (1)$$

This commutator has been around for a long time, probably, since the advent of quantum theory. One would inevitably come upon it by trying to quantize oscillations in LC -loop! There is an extensive literature in which one can find more or less the same derivation of the commutator (1) as the one presented here, see e.g. [3] and [4], to mention just a few. Nevertheless, it would probably be worthwhile to post a detailed derivation of (1) on the arXiv because it is of methodical interest by itself. In addition, the derivation sheds some light on the physical interpretation of the commutator (2) which is usually given only a formal treatment in quantum-field theory textbooks (see section II).

Consider the canonical commutation relations of operators of electric field \mathbf{E} and vector potential \mathbf{A} [5],

$$[E_i(\mathbf{x}), A_j(\mathbf{y})] = 4\pi i\hbar c \delta_{ij} \delta^3(\mathbf{x} - \mathbf{y}). \quad (2)$$

This is just the commutator of the canonical coordinate \mathbf{A} of electromagnetic field and the canonical momentum \mathbf{P} conjugate to \mathbf{A} , since $\mathbf{P} = -\mathbf{E}/4\pi c$ [5]. The delta-function on the RHS is due to field nature of the operators.

Notice that (2) is valid only when \mathbf{E} and \mathbf{A} are *unconstrained* variables. This is true for superconductor since its minimum energy is attained at $\mathbf{A} = (\hbar c/2e)\nabla\theta$, where θ is the condensate phase. Therefore, in a superconductor there is no invariance under the gauge transformation

$$\mathbf{A} \rightarrow \mathbf{A} + \nabla f, \quad (3)$$

where f is an arbitrary function of coordinates, and electromagnetic field (at low energies) has both transverse and longitudinal components [7].

Now consider two interlinked loops C_1 and C_2 as shown in Fig. 1. Let C_1 be the boundary

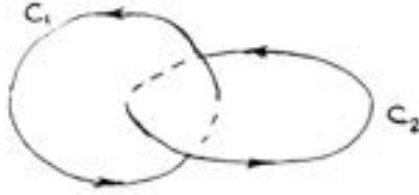


FIG. 1:

of a surface S (not shown) and assume that C_2 and S intersect at a single point. For the chosen loop directions the angle between the normal to S and the tangent vector to C_2 at the intersection is acute.

Let us integrate the commutator (2). The variable \mathbf{x} is integrated over S , and \mathbf{y} is integrated around C_2 . This gives:

$$\left[\int_S \mathbf{E}(\mathbf{x}) d^2\mathbf{S}, \oint_{C_2} \mathbf{A}(\mathbf{y}) d\mathbf{y} \right] = 4\pi i\hbar c \int_S d^2\mathbf{S} \oint_{C_2} d\mathbf{y} \delta^3(\mathbf{x} - \mathbf{y}). \quad (4)$$

According to Stokes' theorem, the second integral on the LHS of (4) equals a magnetic flux Φ_B through an arbitrary surface with the boundary C_2 . Therefore, the LHS of (4) is

equal to the commutator $[\Phi_E, \Phi_B]$ of electric and magnetic fluxes through surfaces with the boundaries C_1 and C_2 , respectively.

Consider the integral on the RHS of (4). Obviously, the delta-function is nonzero only at the intersection of C_2 and S . To evaluate the integral, let us introduce Cartesian coordinates (x_1, x_2, x_3) so that the intersection point is at the origin and the normal to S at the intersection coincides with \hat{x}_3 . In a small neighbourhood a smooth surface can be considered as approximately flat, therefore coordinates of an arbitrary point of S near the intersection are $(x_1, x_2, 0)$. A small segment of C_2 near the intersection can be represented by a straight line parameterised as $(y \cos \theta_1, y \cos \theta_2, y \cos \theta_3)$ where y is a distance from the origin and θ_i is an angle between the tangent vector to C_2 and \hat{x}_i . In these coordinates the integral on the RHS of (4) near the intersection point becomes:

$$\int dx_1 dx_2 \int dy \cos \theta_3 \delta(x_1 - y \cos \theta_1) \delta(x_2 - y \cos \theta_2) \delta(y \cos \theta_3). \quad (5)$$

Integration over y and then over x_1, x_2 reduces the integral to

$$\frac{\cos \theta_3}{|\cos \theta_3|} \int dx_1 dx_2 \delta(x_1) \delta(x_2) = \text{sgn}(\cos \theta_3). \quad (6)$$

By the assumption, the angle between the normal to S and the tangent vector to C_2 is acute, so $\cos \theta_3 \geq 0$. Therefore, the integral on the RHS of (4) equals +1.

Now let us deform S with its boundary C_1 (and C_2) held fixed. In general case, this would produce several intersection points of S and C_2 and (6) will be replaced by the sum

$$\sum_n \text{sgn}(\cos \theta_n) \quad (7)$$

over all the intersection points. Here θ_n is the angle between the normal to S and the tangent vector C_2 at the intersection point n . It can be argued that (7) remains equal to +1. Indeed, if there is a single intersection point, the angle θ is acute and the sum is +1. If there are several intersections, the number of piercings of S by C_2 from inside out (according to the orientation of S) always exceeds the number of piercings from outside in by one [8]. Therefore, the number of acute angles θ_n (the sign=+1) exceeds the number of obtuse angles θ_n (the sign=-1) by one. Thus,

$$\int_S d^2\mathbf{S} \oint_{C_2} d\mathbf{y} \delta^3(\mathbf{x} - \mathbf{y}) = 1$$

and

$$[\Phi_E, \Phi_B] = 4\pi i \hbar c. \quad (8)$$

The relation (1) immediately follows from this commutator (see Fig. 2). Let us draw the loop C_2 along the superconductor axis where there is no magnetic field, so a magnetic

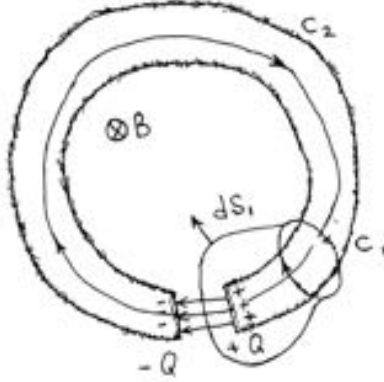


FIG. 2: Calculation of commutator (1).

flux Φ_B through the superconductor loop is encircled by C_2 . The loop C_1 encloses the superconductor away from the Josephson junction where the electric field is negligible. The surface S is chosen so that a junction terminal is enveloped by S [9]. According to Gauss's theorem, the electric field flux Φ_E through S equals the charge Q on the junction terminal. Substituting $\Phi_E = 4\pi Q$ to (8) and interchanging the operators, one obtains (1).

II. COMMUTATOR $[\Phi_E, \Phi_B]$ IN VACUUM

Operators of electromagnetic field in vacuum have only transverse components and (2) must be accordingly modified [5]:

$$[E_i(\mathbf{x}), A_j(\mathbf{y})]_V = 4\pi i\hbar c \left(\delta_{ij}\delta^3(\mathbf{x} - \mathbf{y}) - \frac{\partial}{\partial x_i} \frac{\partial}{\partial y_j} \frac{1}{4\pi|\mathbf{x} - \mathbf{y}|} \right). \quad (9)$$

Using the identity

$$\Delta \frac{1}{|\mathbf{x} - \mathbf{y}|} = -4\pi\delta^3(\mathbf{x} - \mathbf{y}), \quad (10)$$

it is easy to verify that applying divergence operator either to \mathbf{E} or to \mathbf{A} makes the RHS vanish, so longitudinal components of the fields do not contribute to the commutator.

Let us see how the commutator $[\Phi_E, \Phi_B]$ of magnetic and electric fluxes through surfaces with the boundaries C_1 and C_2 (see Fig. 1) is modified in vacuum. In addition to the already evaluated integral

$$\int_S d^2\mathbf{S} \oint_{C_2} d\mathbf{y} \delta^3(\mathbf{x} - \mathbf{y}) = 1, \quad (11)$$

there is also a contribution due to the integral

$$\oint_{C_2} dy_j \frac{\partial}{\partial y_j} \int_S d^2S_i \frac{\partial}{\partial x_i} \left(-\frac{1}{4\pi|\mathbf{x} - \mathbf{y}|} \right). \quad (12)$$

As in the evaluation of (11), let us first consider the case when C_2 and S intersect at a single point \mathbf{x}_0 , the loop directions are shown in Fig. 1. The surface integral

$$\frac{1}{4\pi} \int_S d^2S_i \left(-\frac{\partial}{\partial x_i} \frac{1}{|\mathbf{x} - \mathbf{y}|} \right) \equiv \frac{1}{4\pi} \Phi(\mathbf{y}) \quad (13)$$

is proportional to the electric flux $\Phi(\mathbf{y})$ through S due to a positive unit charge located on C_2 at \mathbf{y} . Next, consider the line integral around C_2 :

$$\oint_{C_2} dy_j \frac{\partial}{\partial y_j} \Phi(\mathbf{y}). \quad (14)$$

The flux is discontinuous at $\mathbf{y} = \mathbf{x}_0$, where a flux derivative becomes singular, so (14) is ill-defined. In order to define it, let us discard a small interval which includes \mathbf{x}_0 . The integral (14) defined in this way equals 4π . Indeed, when the unit charge is just under S (with respect to the direction of the normal), the direction of the charge electric field on S coincides with the normal and $\Phi(\mathbf{x}_0 - \vec{0}) \rightarrow 2\pi$. When the charge is just above S , the field direction on S is opposite to the normal and $\Phi(\mathbf{x}_0 + \vec{0}) \rightarrow -2\pi$. Hence [10],

$$\int_{\mathbf{x}_0 + \vec{0}}^{\mathbf{x}_0 - \vec{0}} dy_j \frac{\partial}{\partial y_j} \Phi(\mathbf{y}) \rightarrow \Phi(\mathbf{x}_0 - \vec{0}) - \Phi(\mathbf{x}_0 + \vec{0}) = 4\pi. \quad (15)$$

Therefore, the integral (12) equals +1.

Now let us continuously deform S with C_1 (and C_2) held fixed. This would change a number of intersections of S and C_2 , however, the number of intersections where the angle between the normal to S and the tangent vector to C_2 is acute will always exceed by one the number of intersections where the angle is obtuse since such points alternate [11]. The line integral (14) is defined by discarding small segments which include intersection points, so it becomes a sum of integrals over the segments of C_2 between the intersections. It is not difficult to verify that the integral over any internal segment vanishes because for such

a segment the normals to S at the endpoints are always opposite. Therefore, a continuous deformation of S does not change the value of (12) which is equal to $+1$.

Thus the sum of (11) and (12) equals $+2$ and the commutator of fluxes of electromagnetic field in vacuum is twice of that in superconductor [12]:

$$[\Phi_E, \Phi_B]_V = 8\pi i \hbar c. \quad (16)$$

If C_1 and C_2 are not interlinked, the commutator vanishes. The fluxes Φ_E and Φ_B are gauge invariant, so the commutator is independent of the gauge choice. The relation (16) can be regarded as the integral form of field commutator (9) in analogy with integral form of Maxwell's equations.

The commutator (16) can be interpreted in physical terms. Since the LHS is the imaginary number, this implies the uncertainty relation (the Kennard-Weyl inequality) for the standard deviations of the observables:

$$\delta\Phi_E \delta\Phi_B \geq 4\pi \hbar c. \quad (17)$$

Assume the size of both C_1 and C_2 be $\sim l$, then $\delta\Phi_E \sim \delta E l^2$ and $\delta\Phi_B \sim \delta B l^2$, where δE and δB are fluctuations of \mathbf{E} and \mathbf{B} . Then one can write (17) as:

$$\frac{1}{4\pi} \delta E \delta B l^3 \geq \frac{\hbar c}{l}. \quad (18)$$

The LHS represents the fluctuation of energy of electromagnetic field in a region of size $\sim l$ caused by a simultaneous measurement of crossed fields \mathbf{E} and \mathbf{B} (the loops are interlinked) with an accuracy of $\sim \delta E$ and $\sim \delta B$. On the RHS there is the energy of a single quantum of a wavelength $\sim l$. Thus, inequality (18) implies that *it is impossible to measure simultaneously and with arbitrary precision the electric and magnetic field of a photon* (crossed fields \mathbf{E} and \mathbf{B} of electromagnetic wave) because the photon itself inevitably vanishes as a result of the measurement.

III. APPENDIX

A more detailed proof of (15) is given below. To this end, let us show that the electric flux through a surface due to a point charge Q changes by $-4\pi Q$ when the charge crosses the surface in the direction of the normal to the surface. The diagram in Fig. 3 a) shows a

cross-section of a surface S_1 with its boundary depicted by two bold dots. A normal to the surface is also shown. The cross i indicates the charge position before the crossing. Let Φ_i

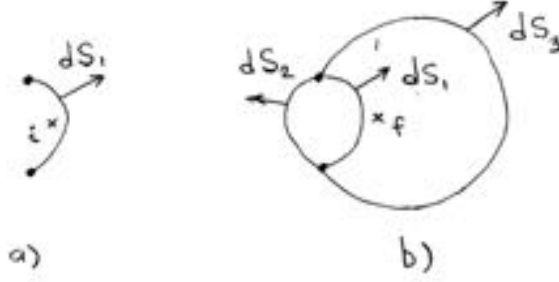


FIG. 3: Evaluation of (15).

be the flux through S_1 when Q is located at i . Let us find the flux Φ_f through S_1 when Q is located at the point f after the crossing. The diagram in Fig. 3 b) shows the charge Q at f , the surface S_1 and its boundary, and two additional surfaces S_2 and S_3 each with the same boundary as S_1 and which form a closed surface together. The normals to the surfaces are also shown. Let Φ_2 and Φ_3 be the fluxes through S_2 and S_3 due to the charge at f . According to Gauss's theorem,

$$\Phi_2 + \Phi_f = 0, \quad \Phi_2 + \Phi_3 = 4\pi Q. \quad (19)$$

Therefore,

$$\Phi_3 = 4\pi Q - \Phi_2 = 4\pi Q + \Phi_f. \quad (20)$$

Since the initial and final positions of the charge are infinitely close, $\Phi_3 \rightarrow \Phi_i$. Together with (20) this gives

$$\Phi_f - \Phi_i \rightarrow -4\pi Q. \quad (21)$$

To evaluate (15), notice that initial position of the charge $Q = 1$ is above the surface and the final position is below the surface, therefore the sign of $\Phi_f - \Phi_i$ is reversed.

IV. ACKNOWLEDGEMENTS

I am grateful to prof. Morozov A. I. who carefully read the manuscript and made valuable remarks, to prof. U. Vool for endorsing the paper, and especially to prof. Spiller T. P. for

kindly bringing my attention to the pioneering works in the field of superconducting circuits, where the flux-charge commutator was originally introduced.

-
- [1] G. Wendin, *Quantum Information Processing with Superconducting Circuits: a Review*, arXiv:1610.02208, (2017)
 - [2] Uri Vool, Michel H. Devoret, *Introduction to Quantum Electromagnetic Circuits*, arXiv:1610.03438, (2017)
 - [3] Widom, A. *Quantum Electrodynamic Circuits at Ultralow Temperature*, J. Low Temp. Phys. **37**, 449-460 (1979)
 - [4] T.P.Spiller, *Superconducting Circuits for Quantum Computing*, Fortschr. Phys. **48** (9-11), 1075-1094 (2000)
 - [5] S. Weinberg, *Quantum Theory of Fields*, **v.1**, CUP, (1998)
 - [6] In Gaussian units; here c is the speed of light. Often an equivalent commutation relation for Q and the Josephson phase difference $\delta = 2\pi \frac{\Phi}{\Phi_0}$ is used instead of (1). Here Φ_0 is the magnetic flux quantum.
 - [7] Recall that an arbitrary vector field \mathbf{V} can be decomposed as a sum of longitudinal \mathbf{V}_{\parallel} and transversal \mathbf{V}_{\perp} components:
$$\mathbf{V} = \mathbf{V}_{\parallel} + \mathbf{V}_{\perp}, \quad \text{where} \quad \nabla \times \mathbf{V}_{\parallel} = 0 \quad \text{and} \quad \nabla \cdot \mathbf{V}_{\perp} = 0.$$
 - [8] This statement is fairly obvious although a rigorous proof requires topological methods.
 - [9] The intersection point of S and C_2 is located within the dielectric, i.e. outside of the superconductor. Nevertheless tunneling of electrons across the junction implies continuity of the wave function of Cooper pairs, hence, continuity of Josephson phase inside the junction and the ensuing longitudinal component of vector potential.
 - [10] For a more detailed argument leading to (15) see the Appendix.
 - [11] This is fairly obvious although a rigorous proof requires topological methods.
 - [12] It is a bit counterintuitive that $[\Phi_E, \Phi_B]$ of purely transversal fields is twice of the commutator of unconstrained fields, but the contribution due to longitudinal components turns out to be negative.