

Random Access based Reliable Uplink Communication and Power Transfer using Dynamic Power Splitting

Steven Kisseleff, *Member, IEEE*, Symeon Chatzinotas, *Senior Member, IEEE*,
and Björn Ottersten, *Fellow, IEEE*

Abstract—Large communication networks, e.g. Internet of Things (IoT), are known to be vulnerable to co-channel interference. One possibility to address this issue is the use of orthogonal multiple access (OMA) techniques. However, due to a potentially very long duty cycle, OMA is not well suited for such schemes. Instead, random medium access (RMA) appears more promising. An RMA scheme is based on transmission of short data packets with random scheduling, which is typically unknown to the receiver. The received signal, which consists of the overlapping packets, can be used for energy harvesting and powering of a relay device. Such an energy harvesting relay may utilize the energy for further information processing and uplink transmission. In this paper, we address the design of a simultaneous information and power transfer scheme based on randomly scheduled packet transmissions and reliable symbol detection. We formulate a prediction problem with the goal to maximize the harvested power for an RMA scenario. In order to solve this problem, we propose a new prediction method, which shows a significant performance improvement compared to the straightforward baseline scheme. Furthermore, we investigate the complexity of the proposed method and its vulnerability to imperfect channel state information.

Index Terms—SWIPT, ultrareliable communication, short packets, random access, dynamic power splitting.

This paper has been presented in part at IEEE ICC 2019 [1]. The authors are with the Interdisciplinary Centre for Security, Reliability and Trust (SnT), University of Luxembourg, Luxembourg. E-mail: {steven.kisseleff, symeon.chatzinotas, bjorn.ottersten}@uni.lu.

This work was supported by the Luxembourg National Research Fund (FNR) in the framework of the FNR-FNRS bilateral project "InWIP-NET : Integrated Wireless Information and Power Networks".

2020 IEEE. Personal use of this material is permitted. Permission from IEEE must be obtained for all other uses, in any current or future media, including reprinting/republishing this material for advertising or promotional purposes, creating new collective works, for resale or redistribution to servers or lists, or reuse of any copyrighted component of this work in other works.

I. INTRODUCTION

A. Motivation

ONE of the main challenges in large communication networks (e.g. Internet of Things, IoT) and telemetry systems (e.g. Low Power Wide Area Networks, LPWANs) is the reliable signal transmission in the presence of strong co-channel interference [2], [3]. Typically, orthogonal multiple access (OMA) techniques can be applied in order to create orthogonal sub-channels and separate the adjacent transmissions thus minimizing the interference. In case of orthogonal separation of multiple data streams and increasing number of streams, the maximum data rate per stream decreases on average. Furthermore, the decrease of the maximum data rate affects the packet length and the delay between the packets. In this context, we assume that the packet transmissions are aligned with the duty cycle of the respective node. Correspondingly, with increasing number of streams, the duty cycle increases as well. Hence, the resulting duty cycle can be very long in case of a large number of network nodes, which is usually undesirable. One possibility for reducing the duty cycle is to employ a non-orthogonal multiple access (NOMA), cf. [4], where multiple data streams utilize the same time and frequency resources. However, this technique is typically limited to only a few parallel data streams, thus providing limited reduction of the duty cycle compared to traditional OMA. Alternatively, random medium access (RMA) can be used, which usually has a much shorter duty cycle. For RMA, the transmissions from individual nodes are not jointly scheduled in time, but occur with a typically known probability, which can be exploited in order to improve the reliability of signal detection [5], [6]. Hence, a distinct advantage of the RMA is high

flexibility of the system. In particular, the nodes can freely choose their duty cycles according to their requirements and power consumption. Furthermore, RMA can be easily adapted in presence of ad hoc nodes, which can start their transmissions at any time. Although such ad hoc nodes may need to synchronize their transmissions with respect to carrier frequency and timing offset according to [7], no joint scheduling of transmissions is required in this case. On the other hand, RMA provides an additional uncertainty for the symbol detection. Hence, the design of a symbol detection scheme, which guarantees a high reliability of communication, is even more challenging with RMA compared to OMA or NOMA.

Since RMA implies discontinuous transmissions via short data packets, in the following we review the related advancements in this research area. The ultimate performance bounds for the finite block-length communication have been derived in [8]. These bounds can be utilized for the actual system design in case of the discontinuous transmission with an arbitrary packet length [9]. Furthermore, ultrareliable communication with short packets has gained an increased attention recently, where extremely low packet error rate has become one of the main requirements and challenges [10], [11]. Various works aim at optimizing the resource allocation and maximizing the accuracy of channel estimation under the assumed constraints of ultrareliability and ultralow latency, cf. [12], [13]. Although the main focus of the research in this context is clearly on the downlink system design, the problem of ultrareliable data uplink has been addressed as well, cf. [14], [15]. Furthermore, various scenarios have been investigated, e.g. relaying based transmissions [16], [17], and multiple-input multiple-output (MIMO) systems [18]. The authors have investigated the performance bounds given by achievable data rates and the optimal system design for such configurations. Moreover, the feasibility of wireless power transfer (WPT) via short packets has been studied in [19]. However, all these works pose hard constraints on the scheduling of transmissions, which render the proposed methods not applicable to RMA.

An even more challenging problem is to design a simultaneous wireless information and power transfer (SWIPT) system, which utilizes randomly scheduled short packet transmissions taking into account the system requirement of ultrareliable sym-

bol detection. This problem has been addressed for the first time in [1], where a step-by-step design of the ultrareliable SWIPT system based on power splitting has been shown. Here, the ultrareliability condition has been defined with respect to the worst-case signal quality by providing a lower bound on the instantaneous signal-to-noise ratio (SNR) in each symbol interval. As the most crucial design parameter, the dynamically adjustable power splitting factor (PSF) has been identified, which determines the relative amount of incoming signal power to be fed into the energy harvesting circuit [20]. It turns out, that the design problem requires a prediction of the PSF in each consecutive symbol interval, which has been addressed as well using the method proposed in [1] by taking into account the probability of packet arrival and the length of data packets. The corresponding increase of the harvested energy compared to the naive method without prediction has been demonstrated. This method has been applied to the target scenario discussed in the following.

B. Scenario

For the target scenario, we consider a relay-aided uplink of a large communication system, where a set of nodes is expected to transmit information to a relay node, which may process the received data by means of redundancy reduction, and then forwards it to the base station (destination). For this, we assume that any change in the incoming data needs to be detected as soon and as reliably as possible in order to facilitate a quick response of the system. A packet error may lead to an undesired delay or to a possible false alarm. Hence, reliable communication is required in the considered application. Interestingly, due to the assumed RMA, the signal quality for the detection of each packet varies from symbol interval to symbol interval. Hence, it is not possible to minimize the average packet error rate directly. Instead, the detection of each symbol should be made as reliable as possible. This scenario is applicable e.g. in LPWANs, where the nodes are typically assumed to be far away from the base station. In fact, some of them might be close to each other and would preferably form a cluster and use a relay-aided (or possibly satellite-aided [21]) backhaul instead of disturbing each others' individual transmissions if no relay is employed.

Such a scenario is well known in the field of event-driven wireless sensor networks (cf. [22]), where the cluster head would only send a short packet to the next cluster or its parent node, if the sensed data is sufficiently novel and spatially diverse. Similarly, in our scenario, we assume that the amount of data forwarded by the relay is significantly lower than the total amount of data received by the relay from the nodes. Correspondingly, the energy consumed by the relay during its transmission to the destination is also relatively low, such that the relay can even be powered by the received signals¹ from the surrounding nodes. Note, that we do not consider the power consumption at the relay despite a potentially extensive processing complexity. This is due to the fact, that the actual computation can be partially carried out remotely. Interestingly, with increasing number of nodes and equal probability of transmission, the average amount of harvested energy increases, since the variance of the received signal increases as well. On the other hand, more and more adjacent transmissions interfere with each other and reduce the signal quality, such that the communication becomes unreliable.

C. Contributions

In this work, we focus on the design of the relay device. We select the most promising design strategies and provide methods for the optimization of the key system parameter, which is the dynamically adjustable PSF in our scenario. In this context, a practical method based on prediction of the best PSF at the relay is proposed. This method maximizes the harvested energy and guarantees reliable signal acquisition at the same time. Furthermore, it significantly outperforms the naive baseline scheme. Our contributions comprise:

- predictor design in presence of a prediction delay, which results from the optimization of the PSF as part of the prediction. In order to cope with the prediction delay, we propose a novel block-based predictor (BBP), which can be viewed as a generalization of the symbol-based predictor (SBP) proposed in [1];
- performance analysis under imperfect channel state information (CSI). Here, we take into

account a possible deviation of the complex-valued channel gains from the assumed ones in the predictor design and show that the proposed methods are more robust against the CSI uncertainty than the baseline scheme;

- complexity analysis of both proposed methods (symbol-based and block-based predictors). In addition, we investigate the influence of the duty cycle on the required number of multiplications in each symbol interval and explain the possibility of remote computation of the PSF;
- algorithmic representation of the proposed methods.

This paper is organized as follows. The system model with respect to information and energy transmission as well as reliable signal detection at the relay are discussed in Section II. In Section III, the problem of maximizing the average harvested power is presented. Also, a practical method based on state prediction is proposed. Numerical results are shown in Section IV and subsequently the paper is concluded in Section V.

II. SYSTEM MODEL

We assume N stationary transmitter devices, e.g. IoT nodes, deployed in a static environment in close proximity of the relay. Due to the stationary deployment, communication channels between the nodes and the relay are static, such that a sufficiently good level of synchronization and availability of the channel state information at the relay can be assumed. Each node (as well as the relay) is equipped with a single omnidirectional antenna. The relay detects the symbols of transmitted data packets from all nodes, restructures the data², and forwards it to the destination. The network structure is depicted in Fig. 1. In addition, the relay may harvest energy from the received signals. In this work, we focus on the design of the energy harvesting relay for the described scheme, which guarantees reliable symbol detection. The link between the relay and the destination remains beyond the scope of this work.

For the transmit signal, we assume that each node n decides to transmit a new data packet of length L_n in each symbol interval of length T with probability p_n . Note, that a new packet transmission cannot start

¹We assume that the relay device is not too far away from the nodes, such that a reasonable amount of energy can be harvested.

²This step may include redundancy reduction, data aggregation, compression, decoding and re-encoding, or symbol remapping.

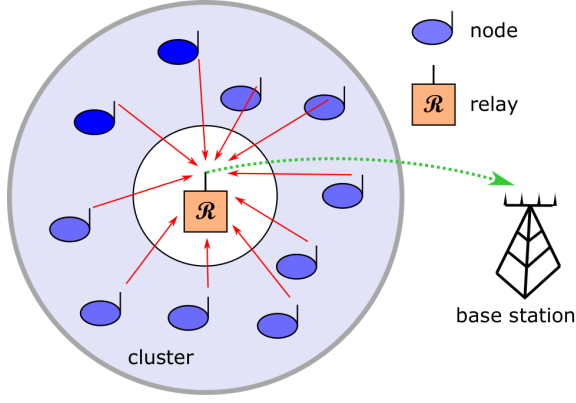


Fig. 1. Network structure. The nodes are scattered around the relay. The relay uses a separate channel in order to forward the data to the base station.

during an ongoing packet transmission of the same node. Furthermore, we assume that the parameters T , p_n , and L_n , $\forall n$ are known to the receiver, e.g. as part of a standard-compliant system configuration. In particular, p_n is related to the individual duty cycle of node n and can be initialized either by the node or by the relay depending on the priority of the sensing information from the particular node or on the channel state. Furthermore, the packet length L_n can be selected with respect to the performance of the FEC coding and is either considered to be equal to the FEC packet length or to the length of a sub-packet, if methods like Telegram Splitting [23] are applied. The knowledge of these parameters can be exploited in order to improve the system performance as we demonstrate below.

For simplicity, the transmit power P_t is equal for all nodes during the packet transmission. Obviously, in absence of data to be transmitted, i.e. in sleep mode, the power consumption at the nodes is negligible. Hence, the average consumed power is less than P_t

$$P_{\text{consumed},n} = P_t \frac{p_n L_n}{p_n L_n + (1 - p_n) \cdot 1}, \quad \forall n, \quad (1)$$

since L_n symbol intervals are occupied with probability p_n and one symbol interval is left empty (without actual symbol) with probability $1 - p_n$. This estimate of the average consumed power is based solely on the transmit power during the active mode. A more detailed modeling would include the power consumption during the sleep mode and during the transition from sleep mode into active mode [24]. However, since the focus of this work is on the design of the relay (not the transmitters),

the simplified power consumption model provided in (1) is sufficient for our calculations.

The sequence of bits to be transmitted by each node is modulated via coded binary phase-shift keying³ (BPSK), such that a sequence⁴ $c_{n,k}[m] \in \{-1, +1\}$, $0 < m \leq L_n$ results for each packet k of node n . In addition, a random spacing $\nu_{n,k}$ between packet $k - 1$ and k is introduced according to the underlying probability of transmission p_n for node n . Hence, each node n transmits an infinite sequence of randomly shifted data packets

$$a_n[m] = \sum_{k=-\infty}^{\infty} c_{n,k}[m - ((k - 1)L_n + \nu_{n,k})], \quad (2)$$

such that

$$P_{\text{consumed},n} = P_t \mathcal{E}_m \{|a_n[m]|^2\} \quad (3)$$

holds and $\mathcal{E}_m\{\cdot\}$ denotes the expectation operator with respect to the received symbols in all symbol intervals m from the underlying random process. For the signal propagation between the nodes and the relay, we assume frequency-flat quasi-static block fading with the complex-valued channel coefficient h_n , $\forall n$. Also, the channel coefficient h_n is assumed to be known to the receiver, which is a reasonable assumption for a stationary deployed network, as mentioned earlier. The received signal is given by

$$y[m] = \sqrt{P_t} \sum_{n=1}^N h_n a_n[m] + w[m], \quad (4)$$

where $w[m]$ is the additive white Gaussian noise with variance σ^2 . In presence of external interference from other communication systems, the total disturbance variance, which consists of both noise and interference variance, should be employed instead of σ^2 .⁵

In the following, we consider the process of packet

³Such a low modulation rate of only 1 bit/symbol has been assumed in order to account for the use of cheap low-power sensor nodes and in order to increase the reliability of transmission. However, the methods proposed in this paper are applicable to other kinds of modulation including amplitude-shift keying (ASK), higher-order phase-shift keying (PSK) and quadrature amplitude modulation (QAM) as well.

⁴Since we consider a discontinuous transmission, we define the data of each packet in the range $0 < m \leq L_n$ and set $c_{n,k}[m] = 0$ otherwise.

⁵This suggestion is valid in case of continuous signal transmission with a constant variance of disturbance. In presence of bursty interference, the methods proposed in this paper need to be combined with the estimation of the interference state according to [6].

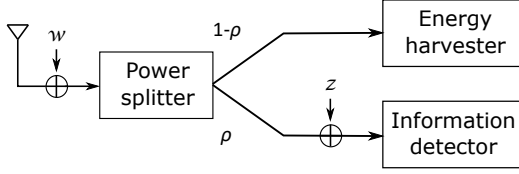


Fig. 2. Power splitting in SWIPT module.

arrival and its implications for energy harvesting and symbol detection.

A. Information and energy reception

There are two major (classical) methods for energy harvesting in SWIPT (cf. [25]): time splitting (TS) and power splitting (PS). In the TS approach, the received signal is alternately used for information and energy reception. TS is typically employed in scheduled access based communication networks, since TS can be viewed as a special case of scheduling of information and energy transmission. Hence, the use of TS in scheduled access schemes provides a certain level of design flexibility. In the PS approach, the signal is split by a power splitter, such that one part of the signal is used for symbol detection and another part of the signal is used for energy harvesting. For the considered scenario, the TS approach seems to be unfeasible, since some of the nodes may start their transmission during the energy harvesting phase, such that the respective symbols of their packets cannot be detected by the receiver. Hence, PS approach is selected.⁶ A basic structure of the employed SWIPT module is depicted in Fig. 2. Typically, the splitting of the signal power results in a decrease of the signal quality given by the signal-to-noise ratio (SNR) at the input of the symbol detector. We model this degradation by adding a white Gaussian noise signal $z(t)$ with the variance δ^2 to the received signal, cf. [20]. Due to the discontinuous transmission via short packets, the harvested energy fluctuates depending on the presence or absence of the signals from

⁶In the recent time, there have been attempts to design specific modulation schemes, in particular based on multitone excitation and nonlinear signal amplification, which aim at maximizing the efficiency of SWIPT, cf. [26], [27]. However, the applicability of these schemes in the context of multiple access and especially RMA is unknown. Hence, we focus on the classical methods in this work.

the individual nodes. The mean harvested power is given by⁷

$$\begin{aligned} P_{\text{harv}} &= \mathcal{E}_m \{ (1 - \rho) \eta |y[m]|^2 \} \\ &= (1 - \rho) \eta \mathcal{E}_m \left\{ \left| \sum_{n=1}^N \sqrt{P_t} h_n a_n[m] + w[m] \right|^2 \right\} \\ &= (1 - \rho) \eta \sum_{n=1}^N (|h_n|^2 P_t \mathcal{E}_m \{ |a_n[m]|^2 \} + \sigma^2) \\ &= (1 - \rho) \eta \left(\sum_{n=1}^N \frac{P_t |h_n|^2 p_n L_n}{p_n L_n + (1 - p_n)} + \sigma^2 \right), \end{aligned} \quad (5)$$

where ρ stands for the PSF. Furthermore, we assume $10^{-2} \leq \rho \leq 1$, where 10^{-2} is selected as the lower bound on ρ , since at least a small amount of power is needed for the information detection⁸. In addition, η is the efficiency of conversion of the received signal into electrical energy. Note, that in (5) we apply a linear energy harvesting model with a constant η , since we assume that the operating point of the energy harvester is in its linear region. The impact of the non-linear behavior of energy harvesting circuits can be modeled using equations provided in [28] or [29]. With the non-linear model from [28], the mean harvested power is given by

$$P_{\text{harv}} = \mathcal{E}_m \left\{ \frac{\frac{\varphi(1 + \exp(\psi\phi))}{1 + \exp(-\psi((1-\rho)|y[m]|^2 - \phi))} - \varphi}{\exp(\psi\phi)T} \right\}, \quad (6)$$

where φ , ψ , and ϕ are the parameters of the energy harvesting circuit, which can be found via curve fitting [28]. As we show in the next section, for the considered application and objective of this work, the system design is independent from the energy harvesting model. Hence, for the clarity of exposition, we assume a linear harvesting model in (5) instead of (6) in the following.

For the information detection, the average SNR after the power splitting is given by

$$\begin{aligned} \text{SNR}_{\text{average}} &= \frac{\rho \mathcal{E}_m \left\{ \left| \sum_{n=1}^N \sqrt{P_t} h_n a_n[m] \right|^2 \right\}}{\mathcal{E}_m \left\{ \left| \sqrt{\rho} w[m] + z[m] \right|^2 \right\}} \\ &= \frac{\rho P_t \sum_{n=1}^N |h_n|^2 \frac{p_n L_n}{p_n L_n + (1 - p_n)}}{\rho \sigma^2 + \delta^2}. \end{aligned} \quad (7)$$

⁷For the derivation of (5), we assume uncorrelated symbols from all N nodes, which is partially motivated by the RMA.

⁸This lower bound seems reasonable, since an even lower value $\rho = 10^{-3}$ would increase the harvested power very insignificantly, i.e. by less than 1%.

However, due to the discontinuous packet transmissions, the instantaneous SNR

$$\text{SNR}_{\text{instant}}[m] = \frac{\rho P_t \left| \sum_{n=1}^N h_n a_n[m] \right|^2}{\rho \sigma^2 + \delta^2}. \quad (8)$$

in each symbol interval m might be either lower or higher than the average SNR given in (7) depending on the number of active nodes. In fact, if $\text{SNR}_{\text{instant}}[m]$ is lower than $\text{SNR}_{\text{average}}$ due to the collisions of multiple packets from adjacent transmissions, symbol errors may occur, which may significantly degrade the system performance. On the other hand, if $\text{SNR}_{\text{average}}$ is lower than $\text{SNR}_{\text{instant}}[m]$, then the PSF ρ is not properly chosen, since too much energy is put into the information detection and correspondingly less energy is harvested. If we assume a constant PSF, which guarantees a highly reliable symbol detection in all symbol intervals, the harvested energy will always be extremely low. In many cases, the energy harvesting may even be unfeasible. However, it is not possible to obtain a better solution with larger average harvested power using a constant PSF without violating the imposed requirements of signal quality.

In this work, we assume (similar to [30]) that the PSF can be dynamically adjusted in order to account for the time-varying receive power and the interference from adjacent transmissions. Correspondingly, we denote $\rho[m]$ as the PSF that is used in the m th symbol interval. Note, that the PSF has to be known before symbol detection, since information detection and further processing is done after the splitting, see Fig. 2. Hence, $\rho[m]$ needs to be predicted before the respective symbol interval. Assuming that $\rho[m]$ can be predicted during the reception of the previous symbol, such that it can be updated before the reception of the next symbol, a symbol-based predictor has been proposed in [1]. This prediction is based on the estimation of transmission probability for each node in the next symbol interval using the observations of previous symbols. Accordingly, the optimal $\rho[m]$ is determined under the ultrareliability constraint using the combinations of signals from the nodes with a non-vanishing probability of transmission.

Given the large number of nodes, which can influence the prediction, the calculation of the optimal PSF may require a substantial computational effort. For this calculation, more time than just one symbol

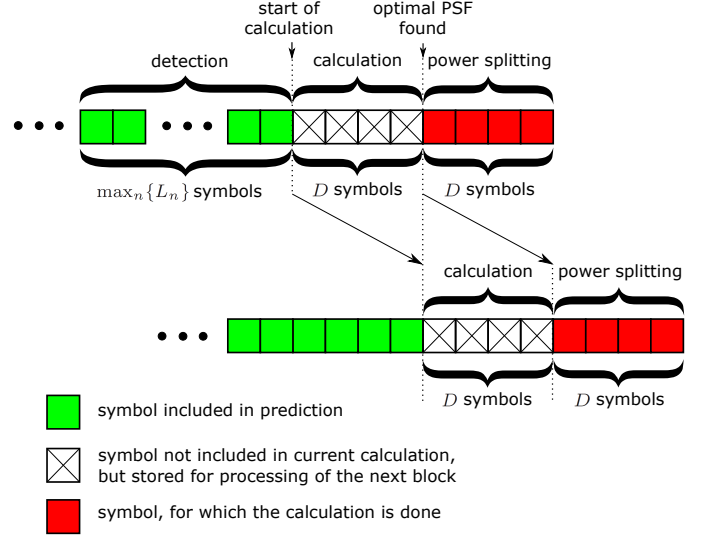


Fig. 3. Prediction of two consecutive blocks. Calculation of $\rho[m]$ requires a prediction of $2D$ symbols.

interval may be needed. Hence, we can assume that an update of $\rho[m]$ requires D symbol intervals. Since the next update is only possible after the processing of subsequent D symbols⁹, the splitting factor should remain unchanged for the next D symbols. Correspondingly, the prediction is done for a block of D symbols, such that we obtain a BBP. Note, that for the prediction, we exploit a long-term observation, which is significantly longer than D . However, it is not possible to apply a sequence estimation here, since parts of the packet may be missing and this would lead to an incorrect prediction of the PSF.

One of the problems of the BBP is due to the fact that no additional symbols can be taken into account during the calculation of $\rho[m]$, see Fig. 3. Apparently, the first symbol from the symbol block, for which the prediction is done, lies D symbols ahead of the last symbol that is taken into account in the calculation. The last symbol, for which the calculation is done, lies $2D$ symbols ahead. Correspondingly, in order to predict the states for all D symbols of the target block, we need to predict $2D$ symbols, which leads to a significant performance degradation compared to the SBP. Furthermore, this calculation is much more computationally complex,

⁹Unfortunately, it is not possible to update $\rho[m]$ in every symbol interval, since we assume that a new calculation can only start after D symbols. Hence, a "pipelining" based processing via e.g. a shift register would lead to a performance degradation, since the processed symbols will become more and more outdated with each new calculation.

such that a trade-off between complexity and accuracy of prediction results. An insight into this trade-off is provided by the complexity analysis in Section III-F.

B. Reliable detection

There are different methods of retrieving the transmitted data of all packets from the received signal $y[m]$. Among others, successive interference cancellation (SIC) and joint detection (JD) are the most popular ones. These methods (especially SIC) are widely used in the context of NOMA in order to separate overlapping data streams [4]. While JD is optimal for a symbolwise signal detection, SIC is beneficial in sequence detection, since the dependencies among the individual symbols (attributed e.g. to the channel memory or coding) can be exploited in order to increase the detection performance. In the considered scenario, the symbol detection cannot wait for the whole data packet to be received, since the PSF needs to be adjusted before the reception of each symbol or a block of symbols, as mentioned earlier. Correspondingly, it is difficult to exploit the dependencies among the symbols. In addition, SIC performs well only in case of sufficiently separable symbol streams, e.g. in terms of received signal power. In our scenario, there may be no dominant signal power or it may correspond to a very short part of the transmitted sequence, e.g. in the beginning of a transmission, such that not enough information is collected for the accurate interference cancellation. Hence, we select JD for symbol detection.

In the JD approach, a new constellation of signal points is created, which results from combining the signal points of all involved transmissions weighted with the respective channel coefficients. As an example, assume that two nodes transmit individually or simultaneously sequences of BPSK symbols, which pass through the individual channels h_1 and h_2 .¹⁰ Consider the m th symbol interval. If only the first or the second node transmits, the constellation points are $\{-h_1, +h_1\}$ or $\{-h_2, +h_2\}$, respectively. If both of them transmit, there are four points in a joint signal constellation: $\{-h_1 - h_2, +h_1 - h_2, -h_1 + h_2, +h_1 + h_2\}$. Obviously, a symbol error can occur, if the noise signal is stronger than half of the minimum

Euclidean distance $d[m]$ between any two constellation points of the new constellation. Note, that $d[m]$ depends on $\rho[m]$ in terms of $d[m] = d_0[m]\sqrt{\rho[m]}$, where $d_0[m]$ is the normalized minimum distance between any two constellation points. When only two nodes are active in a particular symbol interval, a symbol error in JD may potentially result in a symbol error in each of the respective packets of both nodes. With increasing number of nodes, the impact of a symbol error in JD becomes very high and may render the packet detection impossible. This issue is especially crucial for the beginning of a new packet transmission, which can be missed in case of wrong detection. Such a missed detection may result in a shift of the data within the packet, such that the whole packet would be damaged. Moreover, an erroneous packet detection may lead to error propagation from packet to packet and damage the reception of all subsequent packets. In order to avoid the packet loss and the error propagation, we design the signal detector according to a conservative upper bound on the overall symbol error rate. For this, we consider the signal quality $\text{SNR}_{\text{mod}}[m]$ observed at the information detector with respect to the most vulnerable constellation points. This strategy is sometimes used in case of a non-trivial multiuser detection [31]. Hence, we determine the Euclidean distance between any two points of the joint constellation and select the minimum distance among all point pairs. We define the modified SNR as

$$\text{SNR}_{\text{mod}}[m] = \frac{(0.5d[m])^2}{\delta^2 + \rho[m]\sigma^2} = \frac{(0.5d_0[m])^2\rho[m]}{\delta^2 + \rho[m]\sigma^2}, \quad (9)$$

where $\text{SNR}_{\text{mod}}[m]$ depends on the constellation and correspondingly on the presence of packets from the active nodes in the m th symbol interval.

In order to guarantee a sufficiently reliable symbol detection, we assume $\text{SNR}_{\text{mod}}[m] \geq 13\text{dB} \triangleq 20$. Through this, the upper bound of the symbol error probability becomes very small according to [32] and the communication is reliable. By inverting (9) and using the definition of ρ , we obtain

$$\max \left\{ \frac{20\delta^2}{(0.5d_0[m])^2 - 20\sigma^2}, 10^{-2} \right\} \leq \rho[m] \leq 1. \quad (10)$$

Moreover, $\rho[m]$ remains constant for D symbol intervals in case of a BBP, as mentioned earlier. In order to model this behavior, we introduce a starting

¹⁰For the clarity of exposition, we set the transmit power to 1.

index $q(m) = m - \text{mod}_D(m)$ for the respective updates in the interval $q(m) \leq m < q(m) + D$, where $\text{mod}_i(j)$ denotes the modulo operation with basis i applied to j . Hence, $\rho[m] = \rho[q(m)]$, holds. This constraint together with (7) will be used for the design of the power splitter in the next section.

III. POWER SPLITTING OPTIMIZATION

In this section, we address the choice of the optimal PSF $\rho[m]$. We start with the problem formulation for SBP and BBP. Then we analyze the performance bounds given by a simple baseline scheme (lower bound) and a genie-aided optimization (upper bound). After that, practical methods are proposed, which exploit the available knowledge of signal statistics. Furthermore, the implications for the prediction of the power splitting factor related to imperfect CSI and the computation complexity are discussed.

A. Prediction problem

In this work, we would like to explore the potential of SWIPT for reliable unscheduled short packet transmissions from multiple nodes. In order to account for the varying number of nodes and the corresponding joint symbol constellation, the PSF needs to be continuously adapted. Hence, the goal is to find a good sequence $\rho[m]$, $\forall m$. In this paper, we focus on the average harvested power $P_{\text{harv}}(\rho[m])$ as a performance metric, which is obtained by taking into account the time-varying PSF in (5). Here, $P_{\text{harv}}(\rho[m])$ indicates that the choice of the sequence $\rho[m]$ heavily affects the average harvested power. For the SBP, we formulate the following optimization problem using (10):

$$\begin{aligned} & \max_{\rho[m]} \mathcal{E}_m \{ (1 - \rho[m]) \eta |y[m]|^2 \}, \\ & \text{s.t.: } C1a) \max \left\{ \frac{20\delta^2}{(0.5d_0[m])^2 - 20\sigma^2}, 10^{-2} \right\} \leq \rho[m], \\ & \quad C1b) \rho[m] \leq 1, \\ & \quad C2) d_0[m] \text{ unknown before symbol interval } m+1. \end{aligned} \quad (11)$$

Obviously, this problem cannot be solved analytically, since the solution to (11) involves a prediction

of $d_0[m]$. Similarly, for the BBP, we formulate the problem

$$\begin{aligned} & \max_{\rho[m]} \mathcal{E}_m \{ (1 - \rho[m]) \eta |y[m]|^2 \}, \\ & \text{s.t.: } C1a) \max \left\{ \frac{20\delta^2}{(0.5d_0[m])^2 - 20\sigma^2}, 10^{-2} \right\} \leq \rho[m], \\ & \quad C1b) \rho[m] \leq 1, \\ & \quad C2) \rho[m] = \rho[q(m)], \\ & \quad C3) q(m) = m - \text{mod}_D(m), \\ & \quad C4) d_0[m] \text{ unknown before symbol interval } m+1. \end{aligned} \quad (12)$$

Note, that these optimization problems are formulated with respect to the employed linear energy harvesting model. However, due to the monotonic decrease of the harvested power with respect to $\rho[m]$ according to (6), the solution of the respective optimization problems assuming a non-linear harvesting model would be the same as with the linear model in each symbol interval. In order to tackle these problems, we first consider the feasible performance bounds and then describe our proposed solutions.

B. Lower and upper bounds

For the lower bound of the harvested power, we assume that no prediction of $d_0[m]$ is applied. Correspondingly, $\rho[m]$ is constant and needs to be selected only once. Hence, it may not be possible to account for the different combinations of packets from various nodes, such that instead all possible combinations of symbols need to be taken into account in a globally joint symbol constellation. For example, assuming again two nodes with individual constellation points $\{-h_1, +h_1\}$ and $\{-h_2, +h_2\}$, the resulting globally joint constellation would comprise the following points: $\{0, -h_1, +h_1, -h_2, +h_2, -h_1 - h_2, +h_1 - h_2, -h_1 + h_2, +h_1 + h_2\}$. Since the maximum number of constellation points is considered in this scheme while the average received energy is equal for all detection schemes, the minimum distance between the constellation points is expected to be minimal, such that this scheme provides the lower bound for both $d_0[m]$ and $P_{\text{harv}}(\rho[m])$. We denote this scheme as our baseline scheme. Interestingly, one may try to combine the baseline scheme with a suitable forward error correction (FEC) coding,

since the PSF does not need to be updated after each symbol interval. The resulting coding gain, which pertains to the selected FEC method, can be used in order to reduce the symbol error rate while keeping the relative distance between constellation points somewhat smaller than without FEC. Through this, the harvested power can be increased. However, no method of sequence estimation for multiple adjacent transmissions in an RMA configuration is known to date. Correspondingly, a symbol-by-symbol detection is preferred, which can be optimally done using JD, as mentioned earlier. Hence, no FEC can be exploited in this case and the described baseline scheme is a valid benchmark for the performance evaluation. For the upper bound of the harvested power, we consider an ideal (genie-aided) prediction of $d_0[m]$. For this, we assume that the receiver knows exactly which nodes transmit in each symbol interval m . Although the actual transmitted symbols are still unknown to the receiver, this information helps to eliminate most of the constellation points, which pertain to the invalid combinations of packets. Due to the perfect prediction, this scheme provides a theoretical upper bound for the system performance. However, this method is impractical, since the knowledge about the transmissions, which are about to start, is not available in RMA.

In this work, we do not address the typical trade-off between information and power transfer, which is described by rate-energy region (RER), cf. [23]. RER results from the variation of the PSF, such that the signal quality of the data stream also varies between very low and very high SNR values. Through this, the joint performance bound in terms of maximum data rate and harvested energy is provided. However, in order to guarantee reliable communication, the signal quality needs to be permanently very high, which renders the RER analysis not feasible. Correspondingly, we focus on the harvested power in this work.

C. Symbol-based predictor (SBP)

At first, we consider the prediction of $d_0[m]$ using a SBP, i.e. if the prediction and the update of $\rho[m]$ is possible within one symbol interval. Hence, the predictor is able to follow all the changes of the time-variant signal quality. In order to maximize

the distance between the constellation points, we try to reduce the number of points by exploiting the available knowledge on the signal characteristics, in particular the packet length and the probability of transmission by each node. The idea is to model the useful part of the received signal as a Markov process. Then, using the current state of the process, the next state can be predicted. The prediction algorithm is described in Algs. 1 and 2 in Appendix. We define the state of the Markov process as a vector $\mathbf{s}[m]$ of length N . The n th element of $\mathbf{s}[m]$ is denoted as $s_n[m]$. We set $s_n[m]$ to '1', if n th node is currently transmitting, and to '0' otherwise. With this definition, it is possible to obtain the transition probabilities $\Pr(\mathbf{s}[m] | \mathbf{s}[m-1])$ from state $\mathbf{s}[m-1]$ to state $\mathbf{s}[m]$. Each transition probability depends on the probabilities $\Pr(s_n[m] | s_n[m-1])$, $\forall n$. In order to calculate these probabilities, we distinguish between four cases:

- 1) $s_n[m-1] = 0$ and $s_n[m] = 0$. Apparently, $\Pr(s_n[m] | s_n[m-1]) = 1 - p_n$ holds, since the n th node has decided to not start a new transmission;
- 2) $s_n[m-1] = 0$ and $s_n[m] = 1$. In this case, we set $\Pr(s_n[m] | s_n[m-1]) = p_n$, since the n th node has decided to start a new packet transmission;
- 3) $s_n[m-1] = 1$ and $s_n[m] = 0$. This case can only occur at the end of the packet transmission. Hence, a sequence of elements $[s_n[m-L_n], s_n[m-L_n+1], \dots, s_n[m-2]]$ is considered in order to check if the packet transmission has ended. We distinguish between two (sub-)cases:
 - a) $s_n[m-l] = 1$, $\forall 2 \leq l \leq L_n$. A packet transmission is finished and the transmitter can again decide to transmit or not to transmit a new packet. In this case, $\Pr(s_n[m] | s_n[m-1]) = 1 - p_n$, since a new transmission has not started;
 - b) $s_n[m-l] = 0$, $l < L_n$. Since the transmission of the packet cannot be stopped before the packet end, we set $\Pr(s_n[m] | s_n[m-1]) = 0$.
- 4) $s_n[m-1] = 1$ and $s_n[m] = 1$. This situation can occur in two (sub-) cases:
 - a) during the packet transmission, i.e. $s_n[m-l] = 0$, $l < L_n$. Then, $\Pr(s_n[m] | s_n[m-1]) = 1$, since the trans-

mission would not stop in the subsequent symbol interval;

- b) if a new packet transmission starts directly after the end of the previous packet, i.e. $s_n[m-l] = 1, \forall 2 \leq l \leq L_n$. Then, $\Pr(s_n[m] | s_n[m-1]) = p_n$ holds.

The overall transition probability $\Pr(\mathbf{s}[m] | \mathbf{s}[m-1])$ is obtained by multiplying the individual transition probabilities $\Pr(s_n[m] | s_n[m-1])$:

$$\Pr(\mathbf{s}[m] | \mathbf{s}[m-1]) = \prod_{n=1}^N \Pr(s_n[m] | s_n[m-1]), \quad (13)$$

since the packet transmissions from different nodes follow independent processes of packet generation. Through this, we obtain the transition probabilities between the currently observed¹¹ state $\mathbf{s}[m-1]$ and any other state $\mathbf{s}[m]$. Since state $\mathbf{s}[m-1]$ is known, $\Pr(\mathbf{s}[m] | \mathbf{s}[m-1])$ is equal to the probability $\Pr(\mathbf{s}[m])$ of occurrence of the respective state $\mathbf{s}[m]$ in symbol interval m . Moreover, based on the calculated probabilities, we select the most likely states, e.g. according to $\Pr(\mathbf{s}[m]) \geq 10^{-8}$, which need to be taken into account in the joint symbol constellation. These short-listed states are considered in more detail.

Each state corresponds to a set of constellation points, which result from the overlap of the individual symbols of the active nodes according to the respective vector $\mathbf{s}[m]$. As an example with two nodes, $\mathbf{s}[m] = [1, 0]$ indicates that only the first node is active and the constellation comprises the points $\{-h_1, +h_1\}$, whereas $\mathbf{s}[m] = [1, 1]$ represents a simultaneous transmission from both nodes and the constellation comprises the points $\{-h_1 - h_2, +h_1 - h_2, -h_1 + h_2, +h_1 + h_2\}$. In case of all-zero vector $\mathbf{s}[m] = [0, 0]$, the constellation contains only one point, which is $\{0\}$. Correspondingly, for each state $\mathbf{s}[m]$ that has been short-listed according to its probability of occurrence, the constellation points are collected. All these points are likely to be observed in the m th symbol interval and are therefore part of a large joint symbol constellation. Obviously, the number of points in this constellation is smaller than the number of points in the constellation of the baseline scheme. Hence, a gain in terms of the minimum distance and harvested energy compared to the baseline scheme can be expected.

¹¹Due to a highly reliable detection with $\text{SNR}_{\text{mod}}[m] \geq 13$ dB, the state $\mathbf{s}[m-1]$ can be reliably identified.

Furthermore, the distances between any two symbols of the constellation are calculated and the minimum distance $d_0[m]$ is obtained. Then, the lowest $\rho[m]$ in the range $\left[\max\left\{\frac{20\delta^2}{(0.5d_0[m])^2 - 20\sigma^2}, 10^{-2}\right\}, 1\right]$ is selected. Through this, $P_{\text{harv}}(\rho[m])$ in (8) is maximized.

As the focus of this paper is on the maximization of the harvested power, we assume that no prediction errors occur due to very high SNR_{mod} . However, a prediction error can impact multiple subsequent predictions, since the predicted constellation in the each symbol interval depends on the previous predictions. Correspondingly, we suggest to reset the prediction after a certain period of time in order to avoid error propagation and apply a PSF according to the baseline scheme. Of course, in such symbol intervals, the harvested energy would become very low according to the baseline performance. However, due to the reliability condition, the prediction errors are extremely rare, such that the reset procedure can be made rare as well. Correspondingly, the performance degradation with respect to the harvested energy is negligible in this case.

D. Block-based predictor (BBP)

For the BBP, we need to predict the states for $2D$ symbol intervals using the previously observed symbol sequence. This prediction can be done iteratively according to Alg. 3 in Appendix. The idea is to consecutively predict the states for each symbol interval m using Alg. 2 based on each likely state, which results from the prediction for the previous symbol interval $m-1$. In contrast to SBP, BBP cannot rely on a known (already decided) state $\mathbf{s}[m-1]$ as described previously, such that

$$\Pr(\mathbf{s}[m]) = \Pr(\mathbf{s}[m] | \mathbf{s}[m-1]) \Pr(\mathbf{s}[m-1]) \quad (14)$$

holds and only the states $\mathbf{s}[m]$ with $\Pr(\mathbf{s}[m]) \geq 10^{-8}$ according to (11) are considered. Hence, the number of states taken into account in the calculation of the minimum distance $d_0[m]$ remains relatively low compared to the baseline scheme despite an increased uncertainty due to a long term ($2D$ symbols) prediction.

The resulting likely constellations from all relevant states are combined in order to form a joint constellation, which is stored in \mathbf{u}_j for each symbol interval j of the block. Then, the minimum distance $d_0[j]$ between the constellation points is

calculated for each symbol interval. The minimum distance $d_0[q(m)] = \min_j d_0[j]$ among all calculated distances is then used for the calculation of the maximum splitting factor $\rho[q(m)]$. Obviously, this splitting factor is sufficiently large in order to reliably distinguish the symbols in each symbol interval in the given range.

E. Imperfect CSI

In the previous sections, we assumed that channel estimation has been thoroughly carried out as part of the receiver synchronization, which precedes the start of data transmission. Typically, a sufficient level of synchronization can be achieved for stationary IoT nodes, as mentioned earlier, such that highly accurate CSI is realistic. However, some of the nodes may not have perfect synchronization due to hardware imperfections or limited channel estimation capabilities. In fact, each new node can introduce additional uncertainty into the signal detection, which may substantially impact the reliability of communication and the prediction of the optimal PSF.

If a pilot-based estimator is employed, which minimizes the mean-squared error (MSE), the possible imperfections of the CSI can be directly deduced from the well-known performance of this estimator [33]. In order to incorporate the uncertainty related to imperfect CSI, we model the transmission channels as Gaussian-distributed random variables $\hat{h}_n = \bar{h}_n + \tilde{h}_n$ for each node n with respective mean values $\bar{h}_n = \mathcal{E}_m\{\hat{h}_n\}$ and variances $\mathcal{E}_m\{|\tilde{h}_n|^2\} = \vartheta_n^2$, where ϑ_n^2 is typically a small percentage of $|\bar{h}_n|^2$. Since the performance of the traditional channel estimators is known, the variance ϑ_n^2 can be determined based on the length of the employed training sequence for a given estimation approach [7]. Hence, we assume that $\vartheta_n^2, \forall n$ is known to the receiver.

Moreover, we assume that only a small number N_{ah} of ad hoc nodes have a considerable channel variance, i.e. $\vartheta_n^2 > 0, \forall 1 \leq n \leq N_{ah}$. All other $N - N_{ah}$ nodes are assumed to have communication channels, which are perfectly known to the receiver, i.e. $\vartheta_n^2 = 0, \forall N_{ah} + 1 \leq n \leq N$.

Due to channel uncertainty, the minimum distance between the constellation points is reduced. In order to calculate the new minimum distance, the channel uncertainty is approximated using standard deviations ϑ_n of the channels of the active ad hoc nodes.

As an example, consider two constellation points Q_1 and Q_2 , which pertain to states $\mathbf{s}_1[m] = [1, 0, 1, 0]$ and $\mathbf{s}_2[m] = [0, 1, 1, 0]$, respectively. Assuming a Euclidean distance $d[m]$ between Q_1 and Q_2 under perfect CSI condition and $N_{ah} = 3$, we can approximate the modified Euclidean distance d_{mod} between them under imperfect CSI condition as

$$d_{\text{mod}} = \max\{d[m] - 4\vartheta_1 - 4\vartheta_2, 0\}, \quad (15)$$

where the standard deviations ϑ_1 and ϑ_2 are multiplied by 4 in order to guarantee that this procedure is valid in 99.994% of cases¹² based on the underlying Gaussian distribution of \hat{h}_n . Note, that the channel uncertainty related to node 3 is not taken into account, since this node is considered active with respect to both constellation points, such that a possible deviation of channel \hat{h}_3 from its expected value \bar{h}_n would affect both points in the same way. Hence, both points would be shifted in the same direction and the distance between them would remain unchanged. Through this, the observed symbol constellation might deviate from the expected symbol constellation. However, it would still be possible to reliably distinguish between the constellation points for $d_{\text{mod}} > 0$.

Apparently, only the channel variations need to be taken into account, which are indicated by the outcome of a logical XOR operation applied to the respective states pertaining to the neighboring constellation points. In the example above, $\mathbf{s}_1 \oplus \mathbf{s}_2 = [1, 1, 0, 0]$, such that only the first two standard deviations ϑ_1 and ϑ_2 are taken into account. Obviously, the distance between constellation points is heavily affected by the channel uncertainty and might quickly reduce to very small values¹³ even for moderate channel variances ϑ_n^2 .

F. Computational complexity

In general, the proposed method does not require highly complex calculations. The most computationally expensive parts of the algorithm are the state prediction according to Alg. 1 and the calculation of the minimum distance between any two points of the resulting joint constellation according to Alg.

¹²Such a high precision is motivated by the reliability condition.

¹³By directly subtracting the weighted standard deviations from the original distance $d[m]$, even negative values can result. In order to avoid this, we introduce a clipping to zero in (12), since even in this case the harvested power is zero.

2 line 6 and Alg. 3 line 11 for SBP and BBP, respectively. However, the distance calculation can be realized via complex-valued summation, which has a very low computational complexity. For the state prediction according to Alg. 1, we have N real-valued multiplications per state (see line 21). Correspondingly, for the SBP we obtain $O(2^N N)$ multiplications for all 2^N states. For the BBP, the number of executions of the Alg. 1 is related to the number of states pre-stored in \mathbf{u}_j , which changes from symbol to symbol of the same block. In the worst case scenario, the number of states in \mathbf{u}_j is equal to the total number of possible states 2^N . Hence, the resulting number of multiplications based on state prediction for the BBP is upper bounded by $O(D2^{2N}N)$. For a more realistic complexity estimation, we determine the average number of active nodes as $N_{av} = \sum_n \frac{p_n L_n}{p_n L_n + (1-p_n)}$. As an example, we set $p_n = 10^{-2}$ and $L_n = 20$, $\forall n$. Hence, we obtain $N_{av} \approx 0.168N$. Correspondingly, the complexity of SBP and BBP in this case is $O(0.168N2^{0.168N})$ and $O(0.168N2^{0.168N}D)$, respectively. Interestingly, with increasing probability of transmission or packet length, the average number of observed nodes and the complexity increase as well. This indicates a non-trivial trade-off between the length of the duty cycle related to p_n and the computational complexity, which should be taken into account in the system design.

A relatively high computational complexity of the proposed schemes may lead to further power consumption at the relay and substantially reduce the harvested energy. Sometimes, this may render the proposed method even less energy-efficient than the baseline scheme. However, the calculation of the PSF can be done remotely, e.g. at the base station. The required communication overhead from the relay to the base station may solely consist of channel coefficients, since all other parameters, e.g. packet length, modulation type, etc. are typically known to the base station. Of course, in case of mobility of the nodes, the CSI needs to be updated at the base station, which requires additional overhead. However, in the considered scenario, we assume a limited mobility, such that the update frequency is low. In the opposite direction, i.e. from the base station to the relay, the PSF values for all possible state transitions need to be transmitted. In total, there are up to 3^N PSF values to be stored at the

relay depending on the probability of transmission. Hence, the relay would be able to select the stored PSF value, which corresponds to the current state of the Markov process.

If the relay has to calculate the PSF autonomously, the respective computational complexity needs to be reduced e.g. by introducing a maximum PSF, for which the energy harvesting would still be possible. Hence, the algorithm would stop earlier upon reaching this threshold and set PSF to 1. Alternatively, the PSF prediction can be done via machine learning, which would be trained for various channel conditions, states of Markov process and transition probabilities. In this case, the training can still be performed at the base station, such that only the trained predictor would be stored at the relay. Correspondingly, the communication overhead and high computational complexity can be avoided altogether. As a distinct advantage, channel variations would not affect the prediction performance. However, this approach is beyond the scope of this work.

IV. NUMERICAL RESULTS

In our simulations, we assume that the nodes are randomly deployed with a distance between 3 m and 10 m around the relay according to Fig. 1. Also, an equal (maximum) transmit power $P_t = 20$ dBm for each node, a bandwidth of 100 kHz, and a carrier frequency of 900 MHz are assumed. For the signal propagation, a Rician flat fading channel with the line-of-sight factor 3, a path loss exponent 2, and additive white Gaussian noise with respective variances $\sigma^2 = -110$ dBm and $\delta^2 = -75$ dBm are used. For the energy conversion efficiency, we set $\eta = 0.5$. Each node transmits a packet of equal length $L_n = L = 20$, $\forall n$ symbols with equal probability $p_n = p$, $\forall n$, where p is a design parameter. For a better accuracy of simulation results, we average over the outcome of 5000 scenarios for each simulation point. In each scenario, a sequence of 1000 symbols is observed, which results from the overlapping transmissions from all N nodes.

In this work, we focus on BPSK transmissions, although higher-order modulations are possible, too, as mentioned earlier. However, with increasing modulation order, the number of constellation points increases, which leads to shorter distances between them and therefore lower harvested energy.

A. Ultrareliability

Although the main focus of this work is on the maximization of the harvested power, we provide some insight in the expected symbol error rates (SER) and packet error rates (PER). Since the worst-case signal quality with respect to the closest constellation points is $\text{SNR}_{\text{mod}}[m] \geq 13\text{dB} \triangleq 20$, the expected SER can be estimated (cf. [32]) as $\text{SER} \leq Q(\sqrt{2 \cdot 20}) \approx 10^{-10}$, where $Q(\cdot)$ is the complementary Gaussian error integral. Correspondingly, we obtain in case of uncoded transmission $\text{PER} \leq 1 - (1 - \text{SER})^L \approx \text{SER} \cdot L = 10^{-10}L$, where L is the packet length. With coded transmission, such a low symbol error probability leads to nearly zero packet errors after the FEC decoder, which is typical for ultrareliable communication. As a result, the FEC coding rate can be selected very high in order to avoid unnecessary data rate losses. Alternatively, the minimum required SNR_{mod} can be reduced, such that the expected PER would meet the PER requirements. Through this, smaller distances between constellation points can be tolerated by the detector, such that more energy can be harvested. In addition, more nodes can be incorporated into the RMA with this strategy without causing any performance degradation. The optimal value for SNR_{mod} depends on the employed FEC code, such that a trade-off between coding rate (spectral efficiency), harvested energy and scalability of the proposed method (number of nodes) arises. This trade-off requires a thorough investigation and is beyond the scope of this work.

B. Symbol-based predictor (SBP)

The average harvested power using a SBP for different numbers of nodes is shown in Fig. 4. In general, the harvested power increases with the probability of transmission, since more power is transmitted by the nodes. The baseline scheme has its maximum with $N = 4$ independently of p followed by a steep decrease. This decrease results from the increasing number of points in the joint constellation, such that the minimum distance between the points reduces. Correspondingly, less energy can be harvested. A similar behavior is observed with the proposed method. However, the maximum is located around $N = 5$ followed by a slight decrease for $N = 6$, such that a gain of 5 dB and 7.5 dB can be observed compared to the

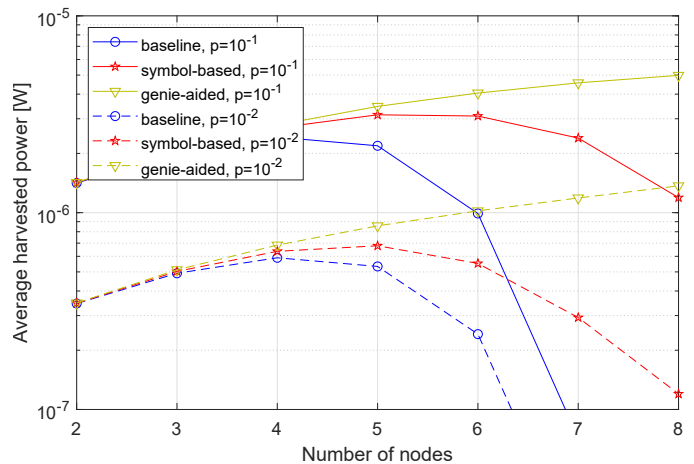


Fig. 4. Average harvested power for various numbers of nodes and $p \in \{10^{-2}, 10^{-1}\}$.

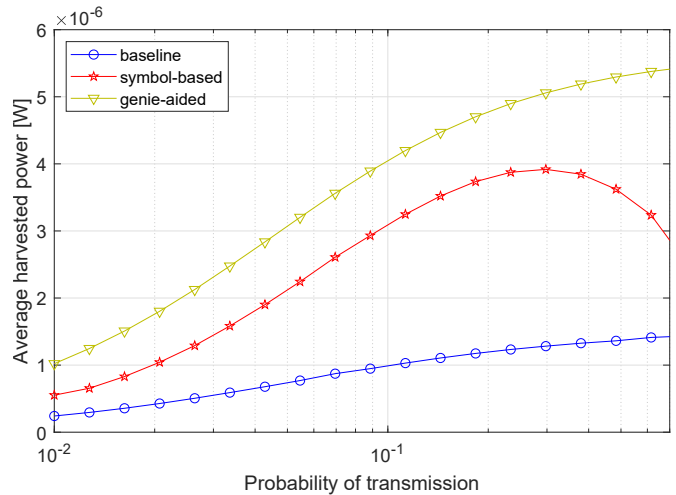


Fig. 5. Average harvested power for 6 nodes and various probabilities p .

baseline scheme for the respective probabilities of transmission $p \in \{10^{-2}, 10^{-1}\}$. For $N \geq 7$, the baseline scheme does not allow any reasonable energy harvesting, such that $P_{\text{harv}} \approx 0$. For $N = 8$ and $p = 0.1$, the proposed method is still capable of providing $P_{\text{harv}} \approx 1.2 \mu\text{W}$. In contrast, the genie-aided scheme can provide up to $4.7 \mu\text{W}$ under the same settings, which is 8 dB better than the proposed scheme. The gap between the genie-aided scheme and the proposed scheme can only be reduced, if the required SNR (which is currently set to 13 dB) for information detection is reduced. However, no reliable communication would be guaranteed in this case.

In Fig. 5, the results for the harvested power are depicted as a function of p for $N = 6$. We observe

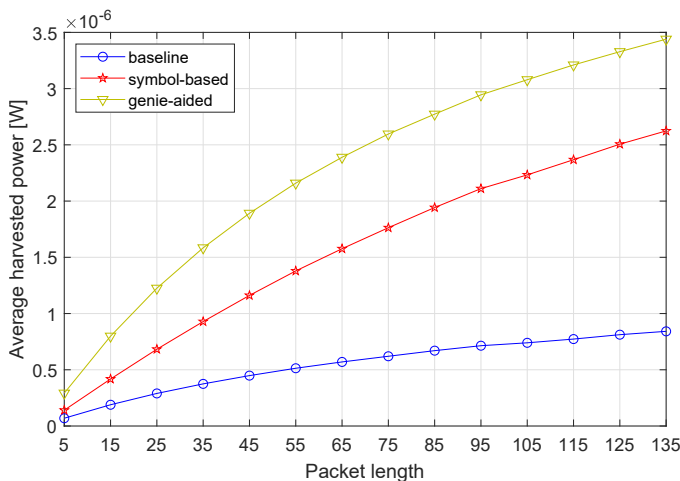


Fig. 6. Average harvested power for 6 nodes, $p = 0.01$ and packet lengths.

that both performance bounds increase with increasing probability of transmission, while the proposed method has a maximum at $p \approx 0.3$. The increase of the harvested power with increasing p is due to the increased number of packets that are transmitted on average, such that more energy is also consumed by the nodes according to (1) and correspondingly received at the relay. For $p > 0.3$, the average harvested power decreases, since the nodes are more frequently active and interfere with each other more often. Hence, the state, which pertains to a small $d_0[m]$, is more likely to occur. This behavior can be typically observed in case of saturation of the transmit power, i.e. for $P_{\text{consumed},n} > 0.9P_t, \forall n$, where the nodes are not able to provide substantially more power and the interference becomes the limiting factor for the system performance. This situation occurs e.g. for $p > 0.3$ and $L = 20$.

In order to show the impact of the packet length, we simulate the SWIPT for $p = 0.01$ and $N = 6$ and various L . The results are depicted in Fig. 6. The average harvested power increases monotonically with increasing L for all three schemes, since the nodes transmit more symbols on average, as can be deduced from (1). Surprisingly, there is no maximum for the proposed scheme as compared to Fig. 6. As mentioned earlier, the performance is dominated by interference for $P_{\text{consumed},n} > 0.9P_t, \forall n$, which occurs with $L > 900$, if we assume $p = 0.01$. Hence, we can deduce from Fig. 7, that it is beneficial to make the packets longer, since more power can be harvested using the proposed practical method.

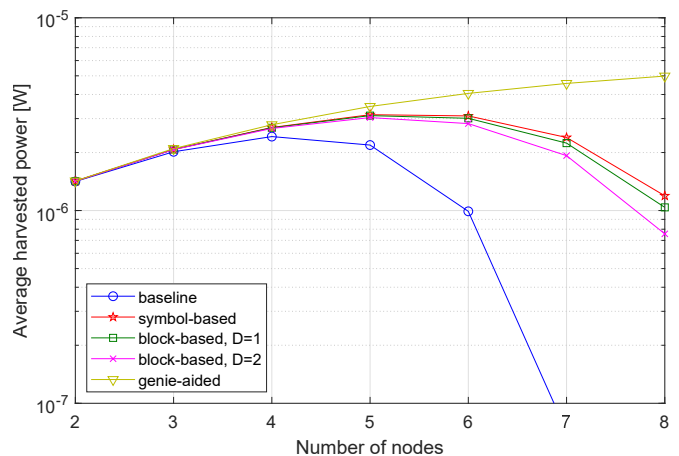


Fig. 7. Average harvested power for various numbers of nodes and $p = 0.1$.

However, long packets are not reasonable in the considered scenario, since the flexibility of RMA associated with short packet transmission decreases with increasing packet length. Hence, a trade-off between harvested power and packet length will be considered in future system design. Furthermore, we observe a gap of ≈ 4.8 dB between the proposed scheme and the baseline for $L = 105$ in Fig. 7, whereas the gap between the genie-aided and the proposed scheme is only 1.25 dB, which is very promising.

Note, that the behavior of the average harvested power may change in case of non-linear efficiency of the energy harvesting circuits. Typically, each active node contributes to the joint symbol constellation with additional symbol points and thus reduces the distance between the symbols. Hence, the signal power at the input of the energy harvesting circuits reduces as well. As known from the previous works on energy harvesting (cf. e.g. [28]), the efficiency of non-linear energy harvesters is usually very low in case of low input power. Correspondingly, less power can be harvested, if the nodes remain in the active state for a longer time, i.e. if the packet length or the transmission probability increases.

C. Block-based predictor (BBP)

For the BBP, we simulate the SWIPT for $p = 0.1$ and different numbers of nodes. The length of the packets is set to $L = 20$. Furthermore, the number of packets is set to 10000 for a better accuracy. The results are shown in Fig. 7. As we can see, the performance of the BBP is very similar to that

of the SBP. However, with increasing delay D , the average harvested power decreases more and more, especially with a large number of adjacent transmissions. Interestingly, the gap between these schemes increases with increasing number of nodes as well, which is due to the increasing number of possible states, which can occur within the window of $2D$ symbols. The corresponding joint constellation has therefore more points, such that the minimum distance between them decreases, which leads to a lower harvested power, as discussed earlier. Surprisingly, the performance degradation due to a longer prediction interval is not large, such that the BBP is a valid practical solution for the considered problem. However, the complexity of this predictor is much higher than for the SBP, which might restrict the choice of D to only a few symbols. In our simulations, we also observed that the relative performance gap between the SBP and the BBP remains approximately constant independently of packet length and probability of transmission. The reason for this behavior is that the accuracy of BBP is related to the number of states, which can be observed within the block. This number of states is mainly dictated by the number of nodes as long as $L \gg D$.

D. Imperfect CSI

In order to investigate the performance of the predictor in case of imperfect CSI, we assume that all links have the same channel uncertainty with respect to the transmission channels, i.e. $\vartheta_n^2 = \alpha |\bar{h}|^2$, $\forall n$, where α is the uncertainty factor. The results for $N = \{4, 6\}$, $L = 20$, $p = 0.1$ are shown in Fig. 8. Similarly to Fig. 4, we observe that the average harvested power using the baseline scheme and the proposed solution decrease with increasing number of nodes, whereas the genie-aided performance bound increases. Furthermore, we observe an increasing performance degradation for both practical schemes with increasing channel uncertainty given by factor α . In particular, almost no power can be harvested using the baseline scheme and $N = 4$, if $\alpha > 10^{-3}$. On the contrary, the proposed method is less vulnerable to imperfect CSI, such that the respective harvested power decreases much slower. Correspondingly, with $N = 4$ and $\alpha = 10^{-2}$ approximately 50% of the genie-aided power can be harvested using the SBP. Unfortunately, this gap

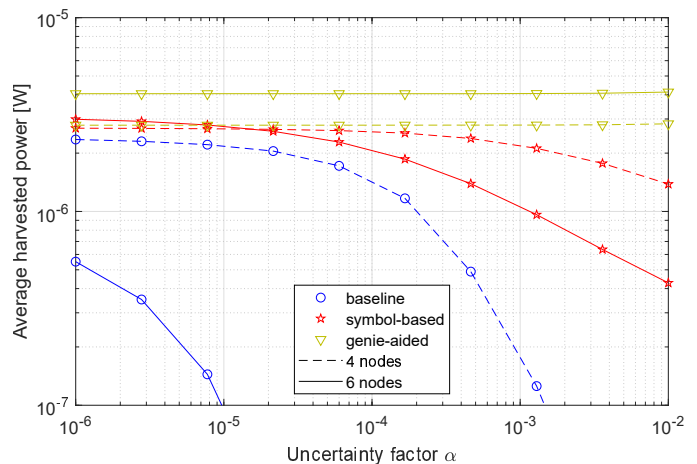


Fig. 8. Average harvested power vs. channel variance.

increases substantially with increasing N , such that only 10% of the genie-aided power can be harvested with the proposed method in case of 6 nodes and $\alpha = 10^{-2}$. However, the channel uncertainty α is usually much lower in practice due to the typically stationary deployment and correspondingly a very thorough synchronization and channel acquisition.

V. CONCLUSION

In this paper, we investigated the design of dynamically adjustable power splitting at a relay device for the randomly scheduled short packet transmissions and reliable communication. Since the number of interfering packets in each symbol interval is unknown before the power splitting, the optimal splitting factor is predicted based on the previously received symbols. This has been done while guaranteeing reliable communication in terms of extremely low symbol and packet error rate. We proposed two methods, symbol-based and block-based predictors, respectively, which exploit the knowledge of the packet length and the probability of transmission by each node. The symbol-based predictor calculates the optimal power splitting factor for only one symbol interval ahead without taking into account possible delays due to high computational complexity. In contrast, the block-based predictor calculates the optimal splitting factor for a block of symbols of a given length. Both methods have shown a substantial gain of the harvested power compared to the baseline scheme, where no prediction is done. On the other hand, a significant gap between the proposed methods and the theoretical upper bound can be observed, which

can only be bridged by sacrificing the reliability of symbol detection. In future work, the limits of the proposed scheme under ultrareliability condition will be investigated.

In addition, we observed that the optimal number of nodes, for which the proposed methods are especially beneficial, is relatively low, i.e. between 5 and 8. In order to accommodate more nodes, either the system requirements need to be relaxed or an alternative hybrid medium access should be employed, such that the considered RMA would be part of a larger OMA protocol. In this case, hundreds of nodes can be accommodated. Unlike traditional OMA, each orthogonal medium resource block would be occupied by multiple nodes that transmit randomly. The corresponding harvested power would comprise the contributions from all resource blocks.

Furthermore, the impact of imperfect channel state information on the prediction performance has been addressed and the corresponding performance degradation has been reduced via adaptation of the splitting factor to the expected possible variations of the communication channels.

For a deeper insight into the predictor design and in particular the trade-off between complexity and accuracy of detection, we provide a complexity analysis for both proposed methods. This analysis is important for the future development and implementation of ultrareliable uplink communication.

APPENDIX

Algorithm 1 Selection of relevant states

Input: $p_n, L_n, 1 \leq n \leq N, \tilde{\mathbf{s}}[m-l], \forall 2 \leq l \leq L_n, \mathbf{s}_k[m], \mathbf{g}_m, k$

Output: g_m

```

1: Obtain  $s_n[m-1], \forall n$  from  $\tilde{\mathbf{s}}[m-1]$  and  $s_n[m], \forall n$  from  $\tilde{\mathbf{s}}[m]$ ;
2: for  $n \leftarrow 1$  to  $N$  do
3:   if  $s_n[m-1] = 0 \cap s_n[m] = 0$  then
4:      $\Pr(s_n[m] | s_n[m-1]) \leftarrow 1 - p_n$ ;
5:   else if  $s_n[m-1] = 0 \cap s_n[m] = 1$  then
6:      $\Pr(s_n[m] | s_n[m-1]) \leftarrow p_n$ ;
7:   else if  $s_n[m-1] = 1 \cap s_n[m] = 0$  then
8:     if  $s_n[m-l] = 1, 2 \leq l \leq L_n$  then
9:        $\Pr(s_n[m] | s_n[m-1]) \leftarrow 1 - p_n$ ;
10:    else
11:       $\Pr(s_n[m] | s_n[m-1]) \leftarrow 0$ ;
12:    end if
13:  else
14:    if  $s_n[m-l] = 0, l < L_n$  then
15:       $\Pr(s_n[m] | s_n[m-1]) \leftarrow 1$ ;
16:    else
17:       $\Pr(s_n[m] | s_n[m-1]) \leftarrow p_n$ ;
18:    end if
19:  end if
20: end for
21:  $\Pr(\mathbf{s}_k[m]) \leftarrow \prod_n \Pr(s_n[m] | s_n[m-1]) \cdot 1$ 
22: if  $\Pr(\mathbf{s}_k[m]) > 10^{-8}$  then
23:   Determine constellation points which pertain to state  $\mathbf{s}_k[m]$ ;
24:   Append the constellation points to  $\mathbf{g}_m$ .
25: end if
```

Algorithm 2 Symbol-based prediction

Input: $p_n, L_n, 1 \leq n \leq N, \tilde{\mathbf{s}}[m-l], \forall 2 \leq l \leq L_n,$

Output: $\rho[m]$ ←

```

min { max {  $\frac{20\delta^2}{(0.5d_0[m])^2 - 20\sigma^2}, 10^{-2} \}, 1 \}$ 
1: Generate  $2^N$  possible states  $\mathbf{s}_k[m]$ ;
2: Initialize storage  $\mathbf{g}_m$ ;
3: for  $k \leftarrow 1$  to  $2^N$  do
4:   Execute Alg. 1;
5: end for
6: Determine the minimum Euclidean distance  $d_0[m]$  between any two points stored in  $\mathbf{g}_m$ .
```

Algorithm 3 Block-based prediction

Input: p_n , L_n , $1 \leq n \leq N$, \mathbf{u}_{m-l} , $\tilde{\mathbf{s}}[m-l]$, $\forall 2 \leq l \leq L_n$

Output: $\rho[q(m)]$ \leftarrow
 $\min \left\{ \max \left\{ \frac{20\delta^2}{(0.5d_0[m])^2 - 20\sigma^2}, 10^{-2} \right\}, 1 \right\}, \quad \mathbf{u}_m$

- 1: Generate 2^N possible states $\mathbf{s}_k[m]$, $q(m) \leq m < q(m) + D$;
 - 2: Initialize storage \mathbf{g}_m , $q(m) \leq m < q(m) + D$ for points and \mathbf{u}_m , $q(m) \leq m < q(m) + D$ for states;
 - 3: Execute Alg. 2 lines 1-5;
 - 4: Store $\mathbf{s}_k[q(m)]$ for which $\Pr(\mathbf{s}_k[q(m)]) > 10^{-8}$ in $\mathbf{u}_{q(m)}$ (remove duplicates);
 - 5: **for** $j \leftarrow q(m) + 1$ **to** $q(m) + D$ **do**
 - 6: **for all** $\mathbf{s}_k[j-1]$ from \mathbf{u}_{j-1} **do**
 - 7: Set $\tilde{\mathbf{s}}[j-1] \leftarrow \mathbf{s}_k[j-1]$;
 - 8: Proceed as in Alg. 2 lines 1-5;
 - 9: Store $\mathbf{s}_k[j]$ for which $\Pr(\mathbf{s}_k[j] | \mathbf{s}_k[j-1])\Pr(\mathbf{s}_k[j-1]) > 10^{-8}$ in \mathbf{u}_j (remove duplicates);
 - 10: **end for**
 - 11: Determine the minimum Euclidean distance $d_0[j]$ between any two points stored in \mathbf{g}_m .
 - 12: **end for**
 - 13: Choose the minimum Euclidean distance $d_0[q(m)] = \min_j d_0[j]$.
-

REFERENCES

- [1] S. Kisseleff, S. Chatzinotas, and B. Ottersten, "Ultrareliable SWIPT using Unscheduled Short Packet Transmissions," in *Proc. of IEEE ICC, B5G-URLLC Workshop*, 2019.
- [2] L. Atzori, A. Iera, and G. Morabito, "The internet of things: A survey," *Computer networks*, vol. 54, no. 15, pp. 2787–2805, 2010.
- [3] U. Raza, P. Kulkarni, and M. Sooriyabandara, "Low power wide area networks: An overview," *IEEE Communications Surveys & Tutorials*, vol. 19, no. 2, pp. 855–873, 2017.
- [4] Y. Saito, Y. Kishiyama, A. Benjebbour, T. Nakamura, A. Li, and K. Higuchi, "Non-orthogonal multiple access (NOMA) for cellular future radio access," in *Proc. of IEEE Vehicular Technology Conference (VTC Spring)*, 2013, pp. 1–5.
- [5] H. Lieske, G. Kilian, M. Breiling, S. Rauh, J. Robert, and A. Heuberger, "Decoding performance in low-power wide area networks with packet collisions," *IEEE Transactions on Wireless Communications*, vol. 15, no. 12, pp. 8195–8208, 2016.
- [6] S. Kisseleff, J. Kneissl, G. Kilian, and W. Gerstaecker, "Optimal MAP detection in presence of burst interference for low power wide area networks." *Proc. of IEEE Global Communications Conference*, 2018, pp. 1–5.
- [7] U. Mengali and A. D'Andrea, *Synchronization Techniques for Digital Receivers*. Plenum Press, NY, 1997.
- [8] Y. Polyanskiy, H. Poor, and S. Verd' u, "Channel coding rate in the finite blocklength regime," *IEEE Transactions on Information Theory*, vol. 56, no. 5, p. 2307, 2010.
- [9] G. Durisi, T. Koch, J. Ostman, Y. Polyanskiy, and W. Yang, "Short-packet communications over multiple-antenna rayleigh-fading channels," *IEEE Transactions on Communications*, vol. 64, no. 2, pp. 618–629, 2016.
- [10] G. Durisi, T. Koch, and P. Popovski, "Toward massive, ultra-reliable, and low-latency wireless communication with short packets," *Proceedings of the IEEE*, vol. 104, no. 9, pp. 1711–1726, 2016.
- [11] P. Popovski, J. Nielsen, C. Stefanovic, E. Carvalho, E. Strom, K. Trillingsgaard, A. Bana, D. Kim, R. Kotaba, J. Park, and R. Sorensen, "Wireless access for ultra-reliable low-latency communication: Principles and building blocks," *IEEE Network*, vol. 32, no. 2, pp. 16–23, March 2018.
- [12] C. She, C. Yang, and T. Quek, "Radio resource management for ultra-reliable and low-latency communications," *IEEE Communications Magazine*, vol. 55, no. 6, pp. 72–78, June 2017.
- [13] M. Mousaei and B. Smida, "Optimizing pilot overhead for ultra-reliable short-packet transmission." *Proc. of IEEE ICC*, May 2017, pp. 1–5.
- [14] C. She, C. Yang, and T. Quek, "Joint uplink and downlink resource configuration for ultra-reliable and low-latency communications," *IEEE Transactions on Communications*, vol. 66, no. 5, pp. 2266–2280, May 2018.
- [15] B. Singh, O. Tirkkonen, Z. Li, and M. Uusitalo, "Contention-based access for ultra-reliable low latency uplink transmissions," *IEEE Wireless Communications Letters*, vol. 7, no. 2, pp. 182–185, April 2018.
- [16] Y. Hu, M. Guroy, and A. Schmeink, "Relaying-Enabled Ultra-Reliable Low-Latency Communications in 5G," *IEEE Network*, vol. 32, no. 2, pp. 62–68, March 2018.
- [17] Y. Gu, H. Chen, Y. Li, and B. Vucetic, "Ultra-reliable short-packet communications: Half-duplex or full-duplex relaying?" *IEEE Wireless Communications Letters*, vol. 7, no. 3, pp. 348–351, June 2018.
- [18] T. Vu, C. Liu, M. Bennis, M. Debbah, M. Latva-aho, and C. Hong, "Ultra-Reliable and Low Latency Communication in mmWave-Enabled Massive MIMO Networks," *IEEE Communications Letters*, vol. 21, no. 9, pp. 2041–2044, 2017.
- [19] O. L. A. López, E. M. G. Fernández, R. D. Souza, and H. Alves, "Ultra-reliable cooperative short-packet communications with wireless energy transfer," *IEEE Sensors Journal*, vol. 18, no. 5, pp. 2161–2177, 2018.
- [20] Q. Shi, L. Liu, W. Xu, and R. Zhang, "Joint transmit beamforming and receive power splitting for MISO SWIPT systems," *IEEE Transactions on Wireless Communications*, vol. 13, no. 6, pp. 3269–3280, June 2014.
- [21] O. Kodheli, A. Guidotti, and A. Vanelli-Coralli, "Integration of satellites in 5G through LEO constellations," in *Proc. of IEEE Global Communications Conference*, December 2017, pp. 1–6.
- [22] I. Akyildiz and M. Vuran, *Wireless sensor networks*. John Wiley & Sons, 2010, vol. 4.
- [23] G. Kilian, H. Petkov, R. Psiuk, H. Lieske, F. Beer, J. Robert, and A. Heuberger, "Improved coverage for low-power telemetry systems using telegram splitting," in *European Conference on Smart Objects, Systems and Technologies (Smart SysTech)*, June 2013, pp. 1–6.
- [24] S. Cui, A. Goldsmith, and A. Bahai, "Energy-constrained modulation optimization," *IEEE Transactions on Wireless Communications*, vol. 4, no. 5, pp. 2349–2360, Sep. 2005.
- [25] R. Zhang and C. Ho, "MIMO broadcasting for simultaneous wireless information and power transfer," *IEEE Transactions on Wireless Communications*, vol. 12, no. 5, pp. 1989–2001, 2013.
- [26] M. Rajabi, N. Pan, S. Claessens, S. Pollin, and D. Schreurs, "Modulation Techniques for Simultaneous Wireless Information

- and Power Transfer With an Integrated RectifierReceiver,” *IEEE Transactions on Microwave Theory and Techniques*, vol. 66, no. 5, pp. 2373–2385, May 2018.
- [27] S. Claessens, N. Pan, D. Schreurs, and S. Pollin, “Multitone FSK modulation for SWIPT,” *IEEE Transactions on Microwave Theory and Techniques*, vol. 67, no. 5, pp. 1665–1674, 2019.
 - [28] E. Boshkovska, D. Ng, N. Zlatanov, and R. Schober, “Practical non-linear energy harvesting model and resource allocation for SWIPT systems,” *IEEE Communications Letters*, vol. 19, no. 12, pp. 2082–2085, 2015.
 - [29] B. Clerckx and J. Kim, “On the beneficial roles of fading and transmit diversity in wireless power transfer with nonlinear energy harvesting,” *IEEE Transactions on Wireless Communications*, vol. 17, no. 11, pp. 7731–7743, 2018.
 - [30] L. Liu, R. Zhang, and K.-C. Chua, “Wireless information and power transfer: A dynamic power splitting approach,” *IEEE Transactions on Communications*, vol. 61, no. 9, pp. 3990–4001, 2013.
 - [31] S. Verdu, *Multiuser Detection*. Cambridge University Press, 1998.
 - [32] A. Goldsmith, *Wireless Communications*. Cambridge University Press, 2005.
 - [33] H. Meyr, M. Moeneclaey, and S. Fechtel, *Digital communication receivers: synchronization, channel estimation, and signal processing*. John Wiley & Sons, Inc., 1997.