

Model independent results for the inflationary epoch and the breaking of the degeneracy of models of inflation

Gabriel Germán^{1,*}

¹*Instituto de Ciencias Físicas, Universidad Nacional
Autónoma de México, Cuernavaca, Morelos, 62210, Mexico*

(Dated: June 23, 2020)

We address the problem of determining inflationary characteristics in a model independent way. We start from a recently proposed equation which allows to accurately calculate the value of the inflaton at horizon crossing ϕ_k . We then use an equivalent form of this equation to write a formula that relates the number of e-folds from horizon crossing to the pivot scale $N_{ke} + N_{ep}$ with the tensor-to-scalar index r , hence a general bound for $N_{ke} + N_{ep}$ follows. N_{ke} is the number of e-folds from the scale factor a_k during inflation to the end of inflation at a_e and N_{ep} is the number of e-folds from a_e to the pivot scale factor a_p . In particular, at present $r < 0.063$ implies $N_{ke} + N_{ep} < 112.5$ e-folds at $k = k_p$ and 128.1 e-folds at the present scale with wavenumber mode k_0 . We also give a lower bound to the size of the universe during the inflationary epoch that gave rise to the current observable universe. We also discussed the problem of degeneracy of inflationary models and argue that this degeneration can only be resolved by studying model predictions from the reheating epoch.

arXiv:2003.09420v3 [astro-ph.CO] 22 Jun 2020

* e-mail: gabriel@icf.unam.mx

I. INTRODUCTION

During the last several years we have seen an extraordinary advance in our knowledge of the universe, its composition, geometry and evolution. The idea of an inflationary universe remains solid some 40 years after its inception [1], [2], (for reviews see e.g., [3], [4], [5]), however the existence of a plethora of models [6] constantly reminds us that our knowledge of that epoch is imprecise, and even more so when we consider the time of reheating after inflation ends, for reviews on reheating see e.g., [7], [8], [9]. Numerous works have been done in our attempt to better understand the reheating era with varying degrees of success [10] - [25]. In this work, we initially address the problem of determining important inflationary characteristics in a model independent way and then study how the degeneracy of inflationary models can possibly be resolved by considering reheating.

The organization of the article is as follows: in Section II we first start from a recently proposed equation [26] which allows us to accurately calculate the value of the inflaton at horizon crossing ϕ_k . We then use an equivalent form of this equation to write a formula that relates the number of e-folds $N_{ke} + N_{ep}$, from a_k during inflation to the pivot scale at a_p , to the tensor-to-scalar ratio r hence a general bound for $N_{ke} + N_{ep}$ follows. N_{ke} is the number of e-folds from the scale factor a_k during inflation to the end of inflation at a_e and N_{ep} is the number of e-folds from a_e to the pivot scale factor a_p . In particular, for the present bound $r < 0.063$ [27], [28] we get $N_{ke} + N_{ep} < 112.5$ e-folds at $k = k_p$ or 128.1 at $k = k_0$. We end the section by calculating a lower bound to the size of the universe, during the inflationary epoch, that gave rise to the current observable universe. In Section III we discuss the reheating epoch and give formulas for the number of e-folds during reheating and during the radiation dominated epochs. In Section IV we study three models of inflation which are well approximated around the origin by a quadratic monomial and can be described by an equation of state (EoS) during reheating given by $\omega_{re} = 0$. We discuss how these models are degenerated during the inflationary epoch and argue that the breaking of this degeneracy is only possible by the study of their predictions for the reheating epoch. Finally in Section V we give our conclusions on the most important points discussed in the article.

II. THE TOTAL NUMBER OF E-FOLDS

The equation which determines the inflaton field ϕ at horizon crossing is $k = k_p$ [26] or:

$$\ln\left[\frac{a_p H_k}{k_p}\right] = N_{ke} + N_{ep}, \quad (1)$$

where $N_{ke} \equiv \ln \frac{a_e}{a_k}$ is the number of e-folds from ϕ_k up to the end of inflation at ϕ_e and $N_{ep} \equiv \ln \frac{a_p}{a_e}$ is the *postinflationary* number of e-folds from the end of inflation at a_e up to the pivot scale factor a_p of wavenumber mode $k_p \equiv a_p H_p$. The Hubble function at k is given by $H_k = \sqrt{8\pi^2 \epsilon_k A_s}$, notice that the Hubble function introduces the scalar power spectrum amplitude given here by A_s . Eq. (1) is a model independent equation although its *solution* for ϕ_k requires specifying N_{ep} and a model of inflation; H_k and N_{ke} are model dependent quantities. Thus, after finding ϕ_k , we can proceed to determine all inflationary parameters and observables.

To find the value of a_p we solve the Friedmann equation which can be written in the form

$$k_p = H_0 \sqrt{\frac{\Omega_{md,0}}{a_p} + \frac{\Omega_{rd,0}}{a_p^2} + \Omega_{de} a_p^2}, \quad (2)$$

where $k_p = 0.05/Mpc \approx 1.3105 \times 10^{-58}$ (see Table I to find the numerical values of the other parameters used in our calculations). The solution of Eq. (2) for a_p is $a_p = 3.6512 \times 10^{-5}$ from where we get $N_{p0} = 10.2$ for the number of e-folds from a_p to a_0 . Note also that Eq. (1) incorporates knowledge from the present universe, in the determination of a_p , of the early universe, when considering the scale k during inflation, and also of the CMB epoch by the presence of the scalar power spectrum amplitude A_s through H_k .

From Eq. (1) and $H_k = \sqrt{8\pi^2 \epsilon_k A_s}$ we can get an expression for $N_{ke} + N_{ep}$ in terms of the tensor-to-scalar index $r \equiv 16\epsilon_k$

$$N_{ke} + N_{ep} = \frac{1}{2} \ln \left(\frac{\pi^2 a_p^2 A_s}{2k_p^2} r \right). \quad (3)$$

Imposing a bound b to r we get a general bound for $N_{ke} + N_{ep}$

$$r < b \Rightarrow N_{ke} + N_{ep} < \frac{1}{2} \ln \left(\frac{\pi^2 a_p^2 A_s}{2k_p^2} b \right), \quad (4)$$

for the particular value $b = 0.063$ [27], [28] we get the present bound for $N_{ke} + N_{ep}$

$$r < 0.063 \Rightarrow N_{ke} + N_{ep} < 112.5, \quad \text{at } k = k_p. \quad (5)$$

This is a model independent result, it follows from Eq. (1), phenomenological parameters and the bound for r without specifying any model of inflation. We can also calculate a model independent bound to the size of the patch of the universe from which our present observable

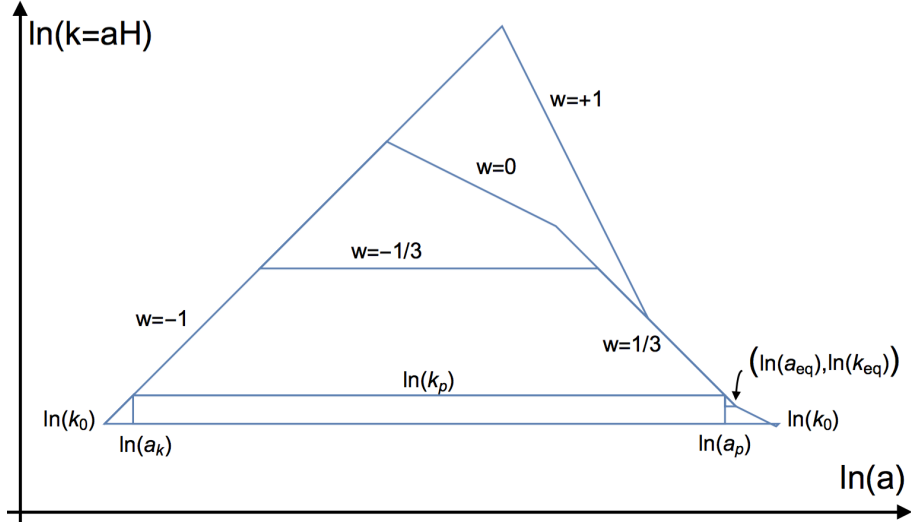


FIG. 1: Diagram for the evolution of the comoving scale of wavenumber $k \equiv aH_k$ showing $\ln k$ as a function of the logarithm of the scale factor $\ln a$ for three possible examples of reheating: those described by an EoS ω_{re} equal to $-1/3$, 0 and 1 . The diagram is fixed by the radiation line of $\omega_{rad} = 1/3$ (fixed by the pivot point at $(\ln a_p, \ln k_p)$) and the inflationary line of $\omega_{inf} = -1$ fixed by the length of the horizontal line $\ln(k_p)$. All other lines are drawn in reference to this fixed framework [25], [26].

universe originates. We adapt Eq. (1) to this situation:

$$\ln \left(\frac{a_0}{a_k} \right) = N_{ke} + N_{e0}, \quad \text{at } k = k_0, \quad (6)$$

where now $k = k_0$ is the scale at horizon crossing during inflation which gave rise to our observable universe ($k_0 \equiv a_0 H_0$ is the present scale wavenumber) a_0 is, as usual, the present scale factor $a_0 = 1$, and $N_{ke} + N_{e0}$ is the number of e-folds from a_k up to the end of inflation *plus* the number of e-folds from the end of inflation to the present. From Eq. (1) and from the bound for $N_{ke} + N_{ep}$ follows that at the scale $k = k_0$

$$a_k = a_0 e^{-(N_{ke} + N_{k_0})} > a_0 e^{-128.1} \approx 2.3 \times 10^{-56} a_0. \quad (7)$$

Note that we have added 5.4 e-folds to the upper bound of 112.5 because there are 5.4 e-folds coming from the time when observable scales the size of the present scale left the horizon at a_{k_0} to the time when scales the size of the pivot scale left the horizon at a_{k_p} during inflation (l.h.s. corner of Fig 1) and $N_{p0} \equiv \ln \frac{a_0}{a_p} = 10.2$ e-folds from the pivot scale up to the present scale with wavenumber mode k_0 (r.h.s. corner of Fig 1). Thus, the total number of e-folds which our observable universe has expanded since the beginning of observable inflation to the

present is bounded as

$$N_{total} \leq 128.1 . \quad (8)$$

This is a general result which any model of inflation should satisfy. This result can give a model independent lower bound to the size of the universe at the beginning of observable inflation. If the diameter of the observable universe is $8.8 \times 10^{26}m$ then at the scale k the size of the universe from which ours originates was bigger than $2.05 \times 10^{-29}m$. Thus, at the scale $k = k_0$ the universe diameter was *at least* 1.27×10^6 times bigger than the Planck length.

TABLE I: For easy reference this table collects numerical values of parameters used in the paper. Dimensionless quantities have been obtained by working in Planck mass units, where $M_{pl} = 2.4357 \times 10^{18}GeV$ and set $M_{pl} = 1$, the pivot scale $k_p \equiv a_p H_p = 0.05 \frac{1}{Mpc}$, used in particular by the Planck collaboration, becomes a dimensionless number given by $k_p \approx 1.3105 \times 10^{-58}$. To calculate a_p we have to specify h for the Hubble parameter H_0 at the present time. We take the value given by Planck $h = 0.674$ for definitiveness. The solution of Eq. (2) for a_p is $a_p = 3.6512 \times 10^{-5}$ from where we get $N_{p0} = 10.2$ for the number of e-folds from a_p to a_0 .

<i>Parameter</i>	Usually given as	<i>Dimensionless</i>
H_0	$100 h \frac{km}{s} / Mpc$	$8.7426 \times 10^{-61} h$
T_0	$2.725 K$	9.6235×10^{-32}
A_s	2.0968×10^{-9}	2.0991×10^{-9}
k_p	$0.05 / Mpc$	1.3105×10^{-58}
a_p	—	3.6512×10^{-5}
$\Omega_{md,0}$	0.315	0.315
$\Omega_{rd,0}$	5.443×10^{-5}	5.443×10^{-5}
Ω_{de}	0.685	0.685

III. FORMULAS FOR THE REHEATING AND RADIATION EPOCHS

Here we give formulas for the number of e-folds during reheating N_{re} and also for the number of e-folds during the radiation dominated epoch N_{rd} . The standard way to proceed is to solve the fluid equation with the assumption of a constant equation of state parameter ω , this gives the number of e-folds during reheating in terms of the energy densities as follows

$$N_{re} \equiv \ln \frac{a_{re}}{a_e} = [3(1 + \omega_{re})]^{-1} \ln \left[\frac{\rho_e}{\rho_{re}} \right] , \quad (9)$$

where ρ_e is the energy density at the end of inflation and ρ_{re} the energy density at the end of reheating

$$\rho_{re} = \frac{\pi^2 g_{re}}{30} T_{re}^4, \quad (10)$$

with g_{re} the number of degrees of freedom of species at the end of reheating. To proceed we assume entropy conservation after reheating, this assumption establish another expression involving T_{re} which can be substituted in Eq. (10) and then in Eq. (9)

$$g_{s,re} T_{re}^3 = \left(\frac{a_0}{a_{eq}}\right)^3 \left(\frac{a_{eq}}{a_{re}}\right)^3 \left(2T_0^3 + 6 \times \frac{7}{8} T_{\nu,0}^3\right), \quad (11)$$

where $g_{s,re}$ is the entropy number of degrees of freedom of species after reheating, $T_0 = 2.725K$ and the neutrino temperature is $T_{\nu,0} = (4/11)^{1/3} T_0$. The number of e-folds during radiation domination $N_{rd} \equiv \ln \frac{a_{eq}}{a_{re}}$ follows from Eqs. (9) and (11)

$$N_{rd} = -\frac{3(1+\omega)}{4} N_{re} + \frac{1}{4} \ln\left[\frac{30}{g_{re} \pi^2}\right] + \frac{1}{3} \ln\left[\frac{11g_{s,re}}{43}\right] + \ln\left[\frac{a_{eq} \rho_e^{1/4}}{a_0 T_0}\right]. \quad (12)$$

We can finally obtain an expression for the number of e-folds during reheating N_{re} by combining Eqs. (1) and (12), the result is [26]

$$N_{re} = \frac{4}{1-3\omega} \left(-N_{ke} - \frac{1}{3} \ln\left[\frac{11g_{s,re}}{43}\right] - \frac{1}{4} \ln\left[\frac{30}{\pi^2 g_{re}}\right] - \ln\left[\frac{\rho_e^{1/4} k}{H_k a_0 T_0}\right] \right). \quad (13)$$

A final quantity of physical relevance is the thermalization temperature at the end of the reheating phase

$$T_{re} = \left(\frac{30 \rho_e}{\pi^2 g_{re}}\right)^{1/4} e^{-\frac{3}{4}(1+\omega_{re})N_{re}}. \quad (14)$$

This is a function of the number of e -folds during reheating. It can also be written as an equation for the parameter ω_{re}

$$\omega_{re} = \frac{1}{3} + \frac{4\bar{N}_{re}}{3 \left(-\bar{N}_{re} + \frac{1}{4} \ln\left[\frac{\pi^2 g_{re}}{30 \rho_e} T_{re}^4\right] \right)}, \quad (15)$$

where \bar{N}_{re} is just the term in the brackets of Eq. (13) and is independent of ω_{re} . From Eq. (15) we can rewrite the equations for N_{re} and N_{rd} as functions of T_{re} and n_s and of T_{re} , respectively

$$N_{re} = \bar{N}_{re} - \frac{1}{4} \ln\left[\frac{\pi^2 g_{re}}{30 \rho_e}\right] - \ln[T_{re}], \quad (16)$$

$$N_{rd} = \ln\left[\frac{a_{eq}}{a_0 T_0}\right] + \frac{1}{3} \ln\left[\frac{11g_{s,re}}{43}\right] + \ln[T_{re}] , \quad (17)$$

from where we see that $N_{re} + N_{rd}$ is independent of T_{re} , equivalently ω_{re} independent. Thus, the sum $N_{re} + N_{rd}$ only depends on ϕ_k , the value of the inflaton at k and also of parameters of the model, if any.

IV. MUTATED HILLTOP INFLATION TYPE MODELS

As the measurements of cosmological observables become more and more accurate, the number of models capable of describing them is reduced. However, a certain degeneration of models persists and it seems impossible to break it using observations from the inflationary stage only. Next we show with several examples how a knowledge of the reheating epoch allows to break the degeneration and distinguish between models with very similar predictions for the inflationary era. Here, we apply the results discussed in the previous sections to Mutated Hilltop Inflation type models starting with the Pal, Pal, Basu (PPB) model.

The PPB model.- The PPB model is given by the potential [34], [35]

$$V = V_0 \left(1 - \operatorname{sech}\left(\frac{\phi}{\mu}\right)\right), \quad (18)$$

and shown in Fig. 2. The number of e-folds during inflation N_{ke} can be calculated in closed form with the result

$$N_{ke} = 2\mu^2 \ln\left(\frac{\cosh\left(\frac{\phi_e}{2\mu}\right)}{\cosh\left(\frac{\phi_k}{2\mu}\right)}\right) + \cosh\left(\frac{\phi_k}{\mu}\right) - \cosh\left(\frac{\phi_e}{\mu}\right). \quad (19)$$

The field at the end of inflation ϕ_e is given by the solution to the condition $\epsilon = 1$. The solution is very involved and is given by

$$\cosh\left(\frac{\phi_e}{\mu}\right) = \frac{-36\mu^4(3+2\mu^2)^2}{12\mu^4(3+2\mu^2)^2 - 4\mu^4(99+72\mu^2+4\mu^4)R^{1/3} + 2\mu^2(-9+60\mu^2+4\mu^4)R^{2/3} + (3+2\mu^2)R^{4/3} - R^{5/3}}, \quad (20)$$

where $R = 2\mu^3 \left(4\mu(9 + \mu^2) + 3\sqrt{6}\sqrt{-1 + 22\mu^2 + 4\mu^4}\right)$. We cannot solve in general Eq. (1) for ϕ_k and arbitrary μ but from the expression for the spectral index $n_s = 1 + 2\eta - 6\epsilon$ we can write ϕ_k in terms of n_s and use bounds on n_s to study the model. Thus,

$$\cosh\left(\frac{\phi_k}{\mu}\right) = \frac{2+\bar{\mu}^2 + \left(8+\bar{\mu}^2(39+\bar{\mu}^2(6+\bar{\mu}^2)) + i3\sqrt{3}\bar{\mu}^2\sqrt{17+\bar{\mu}^2(75+\bar{\mu}^2(15+\bar{\mu}^2))}\right)^{1/3} + c.c.}{3\bar{\mu}^2}, \quad (21)$$

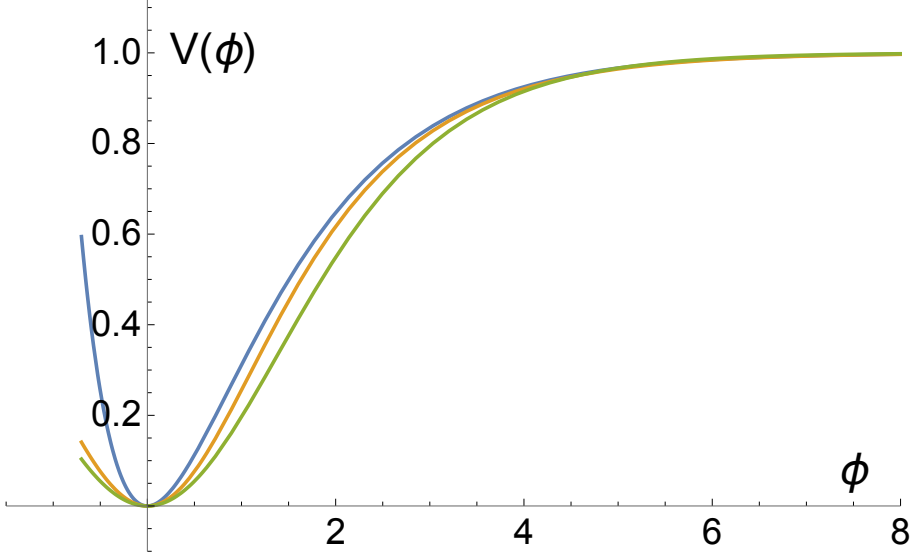


FIG. 2: Schematic plot of (from top to bottom) the Satorobinsky, PPB and AFMT potentials given by Eqs. (29), (18) and (22) respectively as functions of ϕ for an inflaton field rolling from the right. These models are degenerated at horizon crossing at ϕ_k during the inflationary epoch but can be distinguished during reheating (see Table IV).

where $\bar{\mu}^2 \equiv \mu^2(1 - n_s)$. The PPS model is very well approximated near the origin by a quadratic potential thus, it makes sense to study the reheating epoch with an EoS given by $\omega_{re} = 0$ [36]. In Fig. 3 we plot the number of e-folds during reheating, Eq. (13), and during radiation domination, Eq. (12), as functions of the mass parameter μ and the spectral index n_s . From the Planck bounds for the spectral index [27], [28] $0.9607 < n_s < 0.9691$ and from the Fig. 3 we see that the condition $N_{re} \geq 7$ implies $0.9607 < n_s < 0.9664$ and $5 \times 10^{-3} < \mu < 10$. The lower bound $N_{re} \geq 7$ comes from a recent lattice simulation for a quadratic monomial and potentials flattening at large field values like the PPB [37]. The bound $N_{re} \geq 7$ is very conservative with the expectation that it should be much larger, however, the numerical results were unable to reach the radiation dominated era for this case. In Tables II and III we give bounds for quantities of interest during inflation, reheating and radiation for various values of μ .

The AFMT model.- Here, we apply the results discussed in the previous sections to the AFMT model given by the potential [37]

$$V(\phi, X) = \frac{1}{p} \Lambda^4 \tanh^p \left(\frac{|\phi|}{M} \right) + \frac{1}{2} g^2 \phi^2 X^2, \quad (22)$$

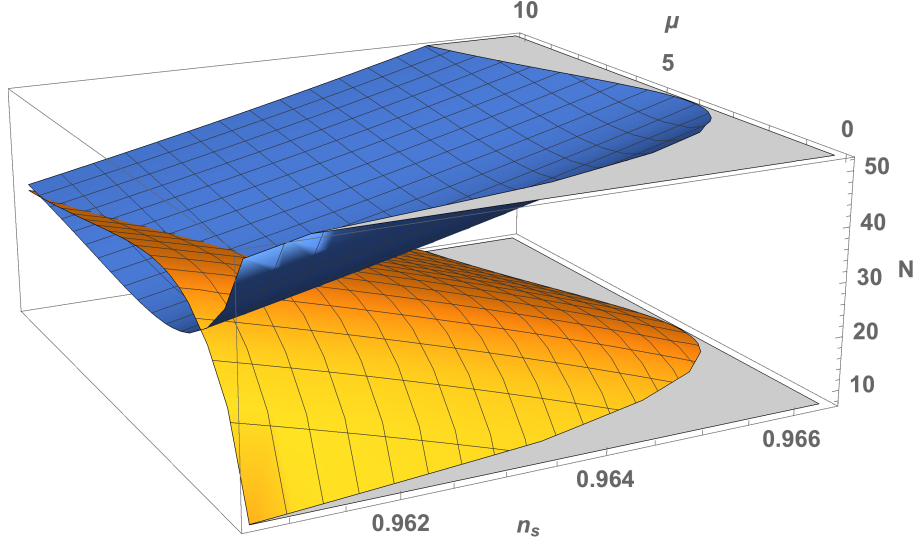


FIG. 3: Plot of the number of e-folds during reheating N_{re} (bottom surface) as a function of the spectral index n_s and of the mass parameter μ for the PPB model given by the potential of Eq. (18). Quantities obtained from the bounds for n_s and μ are given in Tables II and III.

TABLE II: For a model similar to PPB where the potential can be approximated by a quadratic monomial at the origin recent lattice simulations [37] suggest that there are *at least* 7 e-folds previous to entering the radiation era (see upper left hand panel of Fig. 1 of [37]). This is a very conservative lower bound and can be much larger than 7. The lower bound for n_s comes from the Planck collaboration [27], [28] while the upper bound as well as the bounds for the mass parameter μ can be read directly from Fig. 3. Bounds are given for the tensor-to-scalar ratio r , running α , number of e-folds during inflation N_{ke} , during reheating N_{re} and during the radiation dominated N_{rd} epochs.

μ	Δn_s	Δr	$\Delta \alpha$	ΔN_{ke}	ΔN_{re}	ΔN_{rd}
0.5	(0.9607, 0.9631)	$(7.6, 6.7) \times 10^{-4}$	$(-7.8, -6.8) \times 10^{-4}$	(49.9, 53.2)	(20.5, 7)	(42.0, 52.1)
1	(0.9607, 0.9642)	$(2.9, 2.4) \times 10^{-3}$	$(-7.8, -6.5) \times 10^{-4}$	(48.7, 53.7)	(27.1, 7)	(37.3, 52.3)
4	(0.9607, 0.9664)	$(2.9, 2.2) \times 10^{-2}$	$(-8.4, -6.1) \times 10^{-4}$	(46.8, 54.7)	(38.8, 7)	(28.7, 52.4)
7	(0.9607, 0.9659)	$(5.6, 4.6) \times 10^{-2}$	$(-8.4, -6.3) \times 10^{-4}$	(47.9, 55.0)	(38.8, 7)	(31.1, 52.4)

where M and Λ are mass scales and g is a dimensionless coupling parameter. The first term is the inflationary potential and the second gives the interaction of the inflaton with a light field X to which energy is transferred. The number of e-folds during inflation N_{ke} can be calculated in closed form with the result

$$N_{ke} = - \int_{\phi_k}^{\phi_e} \frac{V}{V'} d\phi = \frac{M^2}{4p} \left(\cosh \left(\frac{2\phi_k}{M} \right) - \cosh \left(\frac{2\phi_e}{M} \right) \right). \quad (23)$$

TABLE III: This table is a continuation of Table II for the PPB model given by Eq. (18). Bounds are given for the scale of inflation $V_k^{1/4}$, Hubble function H_k and reheat temperature T_{re} .

μ	Δn_s	$\Delta V_k^{1/4} (GeV)$	$\Delta H_k (GeV)$	$\Delta T_{re} (GeV)$
0.5	(0.9607, 0.9631)	$(5.4, 5.2) \times 10^{15}$	$(6.8, 6.4) \times 10^{12}$	$(4.5 \times 10^8, 1.1 \times 10^{13})$
1	(0.9607, 0.9641)	$(7.5, 7.2) \times 10^{15}$	$(1.3, 1.2) \times 10^{13}$	$(4.1 \times 10^6, 1.3 \times 10^{13})$
4	(0.9607, 0.9664)	$(1.3, 1.3) \times 10^{16}$	$(4.2, 3.7) \times 10^{13}$	$(7.3 \times 10^2, 1.5 \times 10^{13})$
7	(0.9607, 0.9659)	$(1.6, 1.5) \times 10^{16}$	$(5.9, 5.2) \times 10^{13}$	$(8.1 \times 10^3, 1.5 \times 10^{13})$

The field at the end of inflation ϕ_e is given by the solution to the condition $\epsilon = 1$

$$\sinh\left(\frac{2\phi_e}{M}\right) = \frac{\sqrt{2}p}{M}, \quad (24)$$

From the expression for the spectral index we obtain ϕ_k in terms of n_s and use bounds on n_s to study the model thus,

$$\phi_k = \frac{M}{2} \ln \left(\frac{4p + (\bar{M}^4 + 4p^2(4 + \bar{M}^2))^{1/2} + 2\sqrt{p} \left(8p + \bar{M}^2 p + 2(\bar{M}^4 + 4p^2(4 + \bar{M}^2))^{1/2}\right)^{1/2}}{\bar{M}^2} \right), \quad (25)$$

where $\bar{M}^2 \equiv M^2(1 - n_s)$. We can also have another expression for ϕ_k by solving in terms of the number of e-folds during inflation N_{ke} , from Eq. (23)

$$\cosh\left(\frac{2\phi_k}{M}\right) = \left(\frac{4p}{M^2} N_{ke} + \cosh\left(\frac{2\phi_e}{M}\right) \right), \quad (26)$$

Full equations for n_s and r in terms of N_{ke} can be written with the following large- N_{ke} expansions

$$n_s \approx 1 - \frac{2}{N_{ke}}, \quad (27)$$

$$r \approx \frac{2M^2}{N_{ke}^2}. \quad (28)$$

The Starobinsky model.- The potential of the Starobinsky model [30–32] is given by [33]:

$$V = V_0 \left(1 - e^{-\sqrt{\frac{2}{3}}\phi}\right)^2, \quad (29)$$

with Hubble function

$$H_k = \sqrt{8\pi^2 \epsilon_k A_s} = \sqrt{\frac{32A_s}{3}} \frac{\pi}{e^{\sqrt{\frac{2}{3}}\phi_k} - 1}, \quad (30)$$

where ϵ_k is the slow-roll parameter $\epsilon_1 \equiv \frac{1}{2} \left(\frac{V'}{V}\right)^2$ at $\phi = \phi_k$. The number of e-folds N_k follows easily

$$N_k = - \int_{\phi_k}^{\phi_e} \frac{V}{V'} d\phi = \frac{1}{4} \left(3e^{\sqrt{\frac{2}{3}}\phi_k} - \sqrt{6} \phi_k\right) - \frac{1}{4} \left(3e^{\sqrt{\frac{2}{3}}\phi_e} - \sqrt{6} \phi_e\right), \quad (31)$$

where ϕ_e signals the end of inflation. It is given by the solution to the equation $\epsilon \equiv \frac{1}{2} \left(\frac{V'}{V}\right)^2 = 1$: $\phi_e = \sqrt{\frac{3}{2}} \ln \left(1 + \frac{2}{\sqrt{3}}\right)$. Notice that in the Starobinsky model there are no further parameters apart from the overall scale V_0 which is fixed by the scalar amplitude.

In Table IV we compare the a Starobinsky, PPS and ATMF models of inflation for the (arbitrarily chosen) central value $n_s = 0.9649$ and for values of the mass parameters μ and M such that the tensor-to-scalar index r has the same value for all the models; we see that it would be very difficult to distinguish between these models by looking at the inflationary observables only. It becomes clear how the knowledge of the reheating epoch is essential to break the degeneracy among these models (see Table IV caption).

TABLE IV: In rows 1, 2 and 4 we compare the Starobinsky, PPB and AFMT potentials given by Eqs. (29), (18) and (22) respectively (for the arbitrarily chosen central value of the spectral index given by Planck [27], [28]) by fixing the mass scales μ and M for the PPB and AFMT models in such a way that the tensor-to-scalar ratio r gets the same value for all three models. We see that quantities at ϕ_k during inflation (the running α and the scale of inflation $V_k^{1/4}$) are essentially the same but differences arise during the reheating epoch. Fixing μ in row 3 in such a way that the minimum $N_{re} \geq 7$ is obtained changes completely the prediction for r while in row 4 fixing M to get the same r as in rows 1 and 2 gives a negative (unacceptable) N_{re} . The conclusion is that the degeneracy present in models of inflation cannot be resolved by considering the inflationary epoch itself but requires knowledge of the reheating epoch.

<i>Model</i>	n_s	r	α	N_k	N_{re}	N_{rd}	$V_k^{1/4} (GeV)$	$T_{re} (GeV)$
Starobinsky	0.9649	0.00351	-6.2×10^{-4}	53.7	6.7	52.7	7.9×10^{15}	2.0×10^{13}
PPS, $\mu = 1.2395$	0.9649	0.00351	-6.3×10^{-4}	54.2	5.6	53.4	7.9×10^{15}	4.0×10^{13}
PPS, $\mu = 1.3786$	0.9649	0.00428	-6.3×10^{-4}	53.9	7	52.3	8.3×10^{15}	1.4×10^{13}
AFMT, $M = 2.4187$	0.9649	0.00351	-6.2×10^{-4}	56.6	-3.8	60.3	7.9×10^{15}	4.1×10^{16}

V. CONCLUSIONS

We have studied model independent results for the inflationary epoch following from the formula given by Eq. (1). We have in particular established an equation (Eq. (3)) for the number of e-folds $N_{ke} + N_{ep}$, from a_k during inflation to the pivot scale at a_p in terms of the tensor-to-scalar ratio r . From a bound b for r follows a general bound for $N_{ke} + N_{ep}$ (Eq. (4)) which at present is $r < 0.063$ implying $N_{ke} + N_{ep} < 112.5$ at the scale $k = k_p$ or $N_{ke} + N_{e0} < 128.1$ at the present scale k_0 . These are all model independent results in the sense that no model of inflation has been used to obtain them. At the end of Section II we also give a model independent lower bound to the size of patch of the universe from where our observable universe comes from. We have also discussed the degeneracy of models of inflation arguing that it is not possible to break their degeneracy by looking at the inflationary epoch only. We study three simple models giving essentially the same observables during inflation and discussing how the knowledge of the reheating epoch is necessary to break their degeneracy. These results are summarize in Table IV.

ACKNOWLEDGEMENTS

We acknowledge financial support from UNAM-PAPIIT, IN104119, *Estudios en gravitación y cosmología*.

-
- [1] Alan H. Guth. The Inflationary Universe: A Possible Solution to the Horizon and Flatness Problems. *Phys. Rev.*, D23:347–356, 1981. [Adv. Ser. Astrophys. Cosmol.3,139(1987)].
 - [2] Andrei D. Linde. The Inflationary Universe. *Rept. Prog. Phys.*, 47:925–986, 1984.
 - [3] David H. Lyth and Antonio Riotto. Particle physics models of inflation and the cosmological density perturbation. *Phys. Rept.*, 314:1–146, 1999.
 - [4] D. Baumann. Inflation. *arXiv*: 0907.5424 [hep-th].
 - [5] Jerome Martin. The Theory of Inflation. In *200th Course of Enrico Fermi School of Physics: Gravitational Waves and Cosmology (GW-COSM) Varenna (Lake Como), Lecco, Italy, July 3-12, 2017*, 2018.
 - [6] J. Martin, C. Ringeval and V. Vennin. Encyclopdia Inflationaris. In *Phys. Dark Univ.* **5-6**, 75 (2014).
 - [7] B. A. Bassett, S. Tsujikawa and D. Wands, Inflation dynamics and reheating. *Rev. Mod. Phys.*, **78**, 537 (2006)

- [8] Rouzbeh Allahverdi, Robert Brandenberger, Francis-Yan Cyr-Racine, and Anupam Mazumdar. Reheating in Inflationary Cosmology: Theory and Applications. *Ann. Rev. Nucl. Part. Sci.*, 60:27–51, 2010.
- [9] Mustafa A. Amin, Mark P. Hertzberg, David I. Kaiser, and Johanna Karouby. Nonperturbative Dynamics Of Reheating After Inflation: A Review. *Int. J. Mod. Phys.*, D24:1530003, 2014.
- [10] Andrew R Liddle and Samuel M Leach. How long before the end of inflation were observable perturbations produced? *Phys. Rev.*, D68:103503, 2003.
- [11] J. Martin and C. Ringeval, Inflation after WMAP3: Confronting the Slow-Roll and Exact Power Spectra to CMB Data. *JCAP*, **0608**, 009 (2006).
- [12] L. Lorenz, J. Martin and C. Ringeval, Brane inflation and the WMAP data: A Bayesian analysis. *JCAP*, **0804**, 001 (2008).
- [13] J. Martin and C. Ringeval, First CMB Constraints on the Inflationary Reheating Temperature. *Phys. Rev.*, D **82**, 023511 (2010).
- [14] P. Adshead, R. Easther, J. Pritchard and A. Loeb, Inflation and the Scale Dependent Spectral Index: Prospects and Strategies. *JCAP*, **1102**, 021 (2011)
- [15] J. Mielczarek, Reheating temperature from the CMB. *Phys. Rev.*, D **83**, 023502 (2011)
- [16] R. Easther and H. V. Peiris. Bayesian Analysis of Inflation II: Model Selection and Constraints on Reheating. *Phys. Rev.*, D **85**, 103533 (2012)
- [17] Liang Dai, Marc Kamionkowski, and Junpu Wang. Reheating constraints to inflationary models. *Phys. Rev. Lett.*, 113:041302, 2014.
- [18] Julian B. Munoz and Marc Kamionkowski. Equation-of-State Parameter for Reheating. *Phys. Rev.*, D91(4):043521, 2015.
- [19] Jessica L. Cook, Emanuela Dimastrogiovanni, Damien A. Easson, and Lawrence M. Krauss. Reheating predictions in single field inflation. *JCAP*, 1504:047, 2015.
- [20] J. O. Gong, S. Pi and G. Leung, Probing reheating with primordial spectrum *JCAP* **1505**, 027 (2015).
- [21] J. Martin, C. Ringeval and V. Vennin. Observing Inflationary Reheating. *Phys. Rev. Lett.* , **114**, no. 8, 081303, 2015.
- [22] Di Marco, Alessandro and Pradisi, Gianfranco and Cabella, Paolo. Inflationary scale, reheating scale, and pre-BBN cosmology with scalar fields. *Phys. Rev.*, D98(12):123511, 2018.
- [23] K. Schmitz, Trans-Planckian Censorship and Inflation in Grand Unified Theories *arXiv:1910.08837 [hep-ph]*.
- [24] L. Ji and M. Kamionkowski. Reheating constraints to WIMP inflation. *Phys. Rev.*, D **100**, no. 8, 083519. 2019.
- [25] G. Germán, Measuring the expansion of the universe. *arXiv: 2005.02278*, [astro-ph.CO].

- [26] G. Germán, Precise determination of the inflationary epoch and constraints for reheating. *arXiv: 2002.11091* [astro-ph.CO].
- [27] N. Aghanim *et al.* [Planck Collaboration], Planck 2018 results. VI. Cosmological parameters, *arXiv:1807.06209*, [astro-ph.CO].
- [28] Y. Akrami *et al.* [Planck Collaboration], Planck 2018 results. X. Constraints on inflation. *arXiv:1807.06211*, [astro-ph.CO].
- [29] L. Husdal. On Effective Degrees of Freedom in the Early Universe. *Galaxies* **4**, no. 4, 78 (2016).
- [30] Alexei A. Starobinsky. A New Type of Isotropic Cosmological Models Without Singularity. *Phys. Lett.*, B91:99–102, 1980.
- [31] Viatcheslav F. Mukhanov and G. V. Chibisov. Quantum Fluctuations and a Nonsingular Universe. *JETP Lett.*, 33:532–535, 1981. [Pisma Zh. Eksp. Teor. Fiz.33,549(1981)].
- [32] A. A. Starobinsky. The Perturbation Spectrum Evolving from a Nonsingular Initially De-Sitter Cosmology and the Microwave Background Anisotropy. *Sov. Astron. Lett.*, 9:302, 1983.
- [33] Brian Whitt. Fourth Order Gravity as General Relativity Plus Matter. *Phys. Lett.*, 145B:176–178, 1984.
- [34] B. K. Pal, S. Pal and B. Basu. Mutated Hilltop Inflation : A Natural Choice for Early Universe. *JCAP*, **1001**, 029 (2010).
- [35] B. K. Pal, S. Pal and B. Basu. A semi-analytical approach to perturbations in mutated hilltop inflation. *Int. J. Mod. Phys. D* **21**, 1250017 (2012)
- [36] M.S., Turner. Coherent Scalar Field Oscillations in an Expanding Universe. *Phys. Rev.*, D28:1243, 1983.
- [37] Antusch, Stefan, Figueroa, Daniel G., Marschall, Kenneth, Torrenti, Francisco. Energy distribution and equation of state of the early Universe: matching the end of inflation and the onset of radiation domination. *arXiv: 2005.07563*, [astro-ph.CO].