

Disentangling new physics effects on non-resonant Higgs boson pair production from gluon fusion

Kingman Cheung,^{a,b,c} Adil Jueid,^a Chih-Ting Lu,^d Jeonghyeon Song,^a and Yeo Woong Yoon^e

^a*Department of Physics, Konkuk University, Seoul 05029, Republic of Korea*

^b*Physics Division, National Center for Theoretical Sciences, Hsinchu, Taiwan*

^c*Department of Physics, National Tsing Hwa University, Hsinchu 300, Taiwan*

^d*School of Physics, KIAS, Seoul 130-722, Republic of Korea*

^e*School of Liberal Arts, Seoul-Tech, Seoul 139-743, Republic of Korea*

E-mail: cheung@phys.nthu.edu.tw, adil.hep@gmail.com,
timluyu@gmail.com, jhsong@konkuk.ac.kr, ywoon@kias.re.kr

ABSTRACT: There are two kinds of new physics effects on non-resonant di-Higgs process from gluon fusion, non-SM Higgs trilinear self-coupling λ_{hhh} or new colored particles running in the loop. With the aim of disentangling different new physics contributions, we study their characteristics in the kinematic distributions. Assuming that the total cross section is observed to be about three times as large as the SM expectation, we consider the cases of $\lambda_{hhh}/\lambda_{hhh}^{\text{SM}} = -0.5, 5.5$ as well as a new physics model with heavy vectorlike quarks in a type-II two Higgs double model, called the VLQ-2HDM. A reasonable benchmark point is suggested in the exact wrong-sign limit, where the opposite sign between the up-type VLQ and down-type VLQ couplings to the Higgs boson causes the cancellation of their contributions to the single-Higgs production from gluon fusion. Because of the threshold effects from the heavy VLQs in the loop, the VLQ-2HDM accommodates the bumps in the distributions of the invariant mass of the Higgs boson pair (M_{hh}) and the transverse momentum of a Higgs boson (p_T^h). The positions of two bumps are closely related as $M_{hh} \simeq 2M_{\text{VLQ}}$ and $p_T^h \simeq M_{\text{VLQ}}$. In addition, the bumps located at the heavy VLQ mass naturally lift up the M_{hh} and p_T^h distributions into high-mass and high- p_T^h regions. On the other hand, the non-SM Higgs trilinear coupling cases have the distributions shift into low M_{hh} and p_T^h regions. Therefore, the kinematic region with high M_{hh} and high p_T^h will be a smoking-gun signal for the VLQ-2HDM. Full HL-LHC simulations for the di-Higgs signals are also performed, confirming that the $b\bar{b}b\bar{b}$ final state can distinguish the VLQ-2HDM.

Contents

1	Introduction	1
2	Non-resonant di-Higgs production from gluon fusion	3
3	Brief review of the 2HDM with VLQs	5
4	Characteristics of the non-resonant NP effects on the di-Higgs process	8
5	Simulations, event selections, and analysis at the 14 TeV HL-LHC	12
5.1	$b\bar{b}b\bar{b}$ final state	13
5.2	$b\bar{b}\gamma\gamma$ final state	16
6	Conclusions	19

1 Introduction

In particle physics, a great step forward in knowledge or model building has always been realized by the observation of a new interaction vertex. The discovery of the Higgs boson at the LHC by the ATLAS and CMS collaborations [1, 2] was also based on the measurement of the couplings of a new scalar boson to vector bosons and the third generation fermions. Even though all of the experimental results conform to the phenomenology of the standard model (SM) Higgs boson [3], proving the converse, the discovery of *the SM Higgs boson*, requires additional and unprecedented steps, measuring the Higgs trilinear and quartic self-couplings as well as the couplings to the first and second generation fermions. At the high-luminosity LHC (HL-LHC), two couplings among them are expected to be observed, the Higgs coupling to a muon pair and the Higgs trilinear self-coupling λ_{hhh} [4, 5]. As the Higgs self-interaction is the key to understand electroweak symmetry breaking, vacuum stability, and electroweak phase transition, the new physics (NP) hunters rely more on λ_{hhh} , which is to be probed via Higgs boson pair production at the LHC, simply called the di-Higgs process [5–9].

The major production channel for the di-Higgs process is the gluon-gluon fusion, which receives the contributions from the triangle and box diagrams through the top and bottom quarks in the SM [10, 11]. The triangle diagram is mediated by the Higgs boson in s -channel, providing the connection to λ_{hhh} . There are three main ways to accommodate NP effects on $gg \rightarrow hh$. The first is the resonant production of the Higgs boson pair through a new scalar boson or the spin-2 Kaluza-Klein graviton in the Randall-Sundrum model [12–17]. The second is non-SM Higgs trilinear self-coupling [18–21], parameterized

by the Higgs coupling modifier $\kappa_\lambda \equiv \lambda_{hhh}/\lambda_{hhh}^{\text{SM}}$. The third is to introduce new colored particles in the triangle and box diagrams [22–30].¹

Since resonant Higgs boson pair production can be identified through a peak in the distribution of the invariant mass of the Higgs boson pair, experimentalists usually present the di-Higgs results in two modes, non-resonant and resonant ones [35, 36]. And the result of non-resonant mode is usually translated into the limit on κ_λ such that the latest one is $-5.0 < \kappa_\lambda < 12.0$ at 95% confidence level [35]. Even though this is a reasonable choice at the moment with the very small number of signal events, we point out that non-resonant NP effects have another source of new colored particles. Expecting higher discovery potential of the di-Higgs process in the future, the key question is how to distinguish different non-resonant NP effects if we observe considerably a large di-Higgs production cross section.

A unique feature of heavy particles running in the loop is their threshold effect. One good example is the top quark threshold contributions to the gluon fusion production of a photon pair at the LHC [37], which appears as a bump around $M_{\gamma\gamma} \simeq 2m_t$. Any new heavy particle \mathcal{F} in the loop, if enhancing the di-Higgs process, would yield a similar bump structure in the M_{hh} distribution [26]. Simply with non-SM Higgs trilinear self-coupling, we cannot accommodate this irregular structure of the threshold origin. In addition, a naive parton level kinematics in the limit of $M_{\mathcal{F}} \gg m_h$ predicts that the events corresponding to $M_{hh} \simeq 2M_{\mathcal{F}}$ prefer $p_T^h \simeq M_{\mathcal{F}}$ when the longitudinal motion is soft. A correlation in the M_{hh} and p_T^h distributions can be a smoking-gun signal for the new colored particles in the loop of the di-Higgs process. This is our driving motivation.

We shall begin with the assumption that the total production cross section of the di-Higgs process would be about three times as large as the SM expectation, i.e., $\sigma_{\text{NP}}/\sigma_{\text{SM}}(gg \rightarrow hh) \simeq 3$. For the new colored particles, we consider the vectorlike quarks (VLQs) with a mass around the electroweak scale, which not only appear in many new physics models [38–53] but also fit well with the Higgs precision data [54, 55]. A crucial factor here is the correlation between the single-Higgs and di-Higgs production rates, because the same triangle diagrams from the VLQs in the di-Higgs process occur in the single-Higgs process. The constraint from the observed single-Higgs production is too strong to allow $\sigma_{\text{NP}}/\sigma_{\text{SM}}(gg \rightarrow hh) \simeq 3$ if the Higgs boson couplings to the VLQs are the SM-like. We shall show that this correlation can be broken by extending the Higgs sector into the type-II two Higgs doublet model (2HDM) [56] in the exact wrong-sign limit [57–61]: the model is to be called the VLQ-2HDM. A full analytic calculation of the form factors in the VLQ-2HDM is also required in order to properly accommodate the bump structures in the M_{hh} and p_T^h distributions, which we will show in subsequent sections.

As one of the most challenging and significant processes to observe at the LHC, the di-Higgs process has been intensively studied at the state-of-art level. Theoretically the total production cross section was calculated at next-to-next-to-next-to-leading order (N³LO) in the infinite top-quark mass limit and the next-to-leading order (NLO) with full top-quark mass dependence [62–66]. The search strategies to maximize the discovery sensitivity have

¹There is another interesting way through model-independent dimension-six effective operators, which yields the derivative cubic Higgs coupling [31–34].

been suggested for different decay channels such as $b\bar{b}b\bar{b}$ [67], $b\bar{b}\gamma\gamma$ [68, 69], and $b\bar{b}WW^{(*)}$ [70, 71]. On the experimental side, the ATLAS [35, 72] and CMS collaborations [36] have performed the search, in different final states such as $b\bar{b}b\bar{b}$ [73–77], $b\bar{b}WW^{(*)}$ [78, 79], $b\bar{b}\tau^+\tau^-$ [80], $b\bar{b}\gamma\gamma$ [74, 81–83], $\gamma\gamma WW^{(*)}$ [84, 85], and $WW^{(*)}WW^{(*)}$ [86]. In view of these circumstances, a full collider simulation of the signal is inevitable to claim a new method for disentangling non-resonant NP effects on the di-Higgs process. We shall perform the HL-LHC simulation in the $b\bar{b}b\bar{b}$ and $b\bar{b}\gamma\gamma$ final states for the NP signals of the VLQ-2HDM, $\kappa_\lambda = -0.5$, and $\kappa_\lambda = 5.5$, all of which yield $\sigma_{\text{NP}}/\sigma_{\text{SM}}(gg \rightarrow hh) \simeq 3$. It will be shown that the correlated pattern in the high p_T^h and high M_{hh} regions for the $b\bar{b}b\bar{b}$ final state is of great use to distinguish the VLQ-2HDM from the $\kappa_\lambda \neq 1$ models.

The paper is organized in the following way. In Sec. 2, we begin with summarizing the characteristics of Higgs boson pair production from gluon fusion. Focusing on the non-resonant case, we parameterize the NP effects and motivate our model, the VLQ-2HDM. In Sec. 3, we briefly review the VLQ-2HDM and suggest an ansatz for vanishing Peskin-Takeuchi parameter \hat{T} [87]. In Sec. 4, we present the parton-level study of the VLQ-2HDM effects on the di-Higgs process, including the full analytic calculation of the form factors from new VLQs. For a benchmark point in the exact wrong-sign limit, we show the differences among different NP models in the kinematic distributions of p_T^h and M_{hh} . Section 5 deals with the full HL-LHC simulations of three NP models and the SM in the $b\bar{b}b\bar{b}$ and $b\bar{b}\gamma\gamma$ final states, focusing on the double differential cross sections. Section 6 contains our conclusions.

2 Non-resonant di-Higgs production from gluon fusion

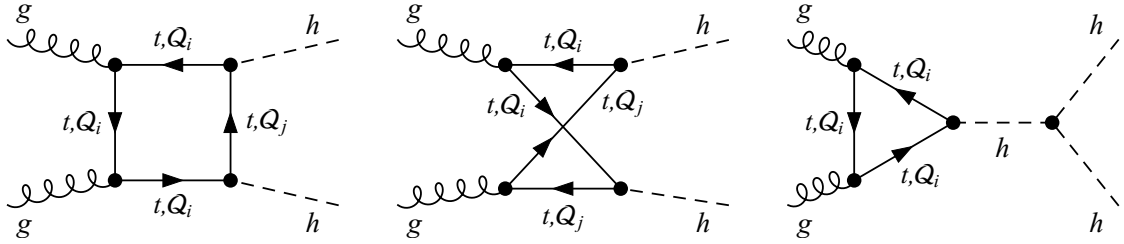


Figure 1: Representative Feynman diagrams for the di-Higgs process via gluon-gluon fusion at the LHC. In addition to the SM top and bottom quarks, new VLQs ($Q_i = \mathcal{U}_{1,2}, \mathcal{D}_{1,2}$) also contribute to the triangle and box diagrams.

Gluon-gluon fusion production of a pair of Higgs bosons is a loop-induced process from two types of Feynman diagrams, triangle and box diagrams: see Fig. 1. In the SM, the top quark makes major contribution to the process in both diagrams. Since the triangle diagram is solely mediated by the Higgs boson in s -channel, the Higgs trilinear coupling

can be probed. The partonic differential cross section to leading order is [11]

$$\frac{d\hat{\sigma}^{\text{SM}}(gg \rightarrow hh)}{d\hat{t}} = \frac{G_F^2 \alpha_s^2}{256(2\pi)^3} \left[\left| \lambda_{hhh}^{\text{SM}} \frac{v}{\hat{s} - m_h^2 + im_h \Gamma_h} F_{\Delta} + F_{\square} \right|^2 + |G_{\square}|^2 \right], \quad (2.1)$$

where $\lambda_{hhh}^{\text{SM}} (= 3m_h^2/v)$ is the Higgs trilinear self-coupling, and the expressions for F_{Δ} , F_{\square} , and G_{\square} are referred to Ref. [11]. In the low-energy theorem (LET) where $m_Q^2 \gg \hat{s} - m_h^2$, the form factors are simplified as

$$F_{\Delta}^{\text{LET}} \simeq \frac{2}{3}, \quad F_{\square}^{\text{LET}} \simeq -\frac{2}{3}, \quad G_{\square}^{\text{LET}} \simeq 0, \quad (2.2)$$

which clearly show the destructive interference between the triangle and box diagrams. Special attention is required when using Eq. (2.2). Although they are useful in estimating the total production cross section, the kinematic distributions based on the approximated form factors are significantly different from the exact calculations, especially in the high p_T region [88].

For illustrative purpose, we assume that the di-Higgs process is observed at the HL-LHC with the total cross section about three times as large as the SM prediction:

$$\left. \frac{\sigma(gg \rightarrow hh)_{\text{NP}}}{\sigma(gg \rightarrow hh)_{\text{SM}}} \right|_{14 \text{ TeV}} \simeq 3. \quad (2.3)$$

We further suppose that the possibility of resonant Higgs boson pair production is ruled out from the study of the invariant-mass distribution of two Higgs bosons (via e.g. $hh \rightarrow b\bar{b}\gamma\gamma$ [68]). For non-resonant sources of Eq. (2.3), we consider the following two kinds of NP effects:

- (i) $\kappa_{\lambda} = -0.5, 5.5$;
- (ii) new VLQs.

Two NP effects are effectively parameterized by κ_{λ} , δ_{Δ} , δ_{\square} , and δ'_{\square} , which change the partonic differential cross section into

$$\begin{aligned} & \frac{d\hat{\sigma}(gg \rightarrow hh)_{\text{NP}}}{d\hat{t}} \\ &= \frac{G_F^2 \alpha_s^2}{256(2\pi)^3} \left[\left| \kappa_{\lambda} \frac{3m_h^2}{\hat{s} - m_h^2} (F_{\Delta} + \frac{2}{3}\delta_{\Delta}) + (F_{\square} - \frac{2}{3}\delta_{\square}) \right|^2 + |G_{\square} + \delta'_{\square}|^2 \right]. \end{aligned} \quad (2.4)$$

For the case (i), we take the SM except for the Higgs trilinear self-coupling. Let us make some comments on the values of $\kappa_{\lambda} = -0.5$ and $\kappa_{\lambda} = 5.5$, which are chosen, as simple representative numbers, to approximately satisfy $\sigma_{\text{NP}}/\sigma_{\text{SM}}(gg \rightarrow hh) \simeq 3$. Our calculation of the signal in what follows is at leading order. However, the K -factor in the SM is not only quite large like 1.9 at NNLO but also significantly varying with the transverse momentum of the Higgs boson [89]. Without a reliable NLO calculation in the NP model, tuning the value of κ_{λ} to exactly get $\sigma_{\text{NP}}/\sigma_{\text{SM}}|_{\text{LO}} = 3$ is not of much importance. Moreover, our main

results rely on the *shapes* of kinematic distributions, rather than the total cross section. For the case **(ii)**, we extend the SM quark sector by introducing new heavy VLQs.² Of course, there is a possibility that both **(i)** and **(ii)** occur simultaneously. Since the combined effect is very different according to the relative contributions from the case **(i)** and **(ii)**, it is troublesome to quantify the result. We do not consider the mixed case in this work.

One of the most important factors when considering the case **(ii)** is the correlation between the di-Higgs and single-Higgs processes. If new VLQs contribute to the di-Higgs triangle diagram, they cannot avoid contributing to the same single-Higgs triangle diagram. Since the current Higgs precision data strongly prefer the SM-like Higgs boson, we need to break the correlation in order to enhance the di-Higgs production rate. We find that the key is non-SM Higgs couplings to fermions, which demands an extension of the Higgs sector. In this regard, we consider a 2HDM with the VLQs in two limiting cases, the alignment limit [91–95] (for the SM-like Higgs couplings) and the exact wrong-sign limit [57, 60] (for non-SM Higgs couplings).

3 Brief review of the 2HDM with VLQs

We consider a 2HDM with VLQs, simply the VLQ-2HDM. The SM Higgs sector is extended by introducing two complex scalar fields, Φ_1 and Φ_2 . The fermion sector also has new field components, two additional $SU(2)_L$ -doublet VLQs ($\mathcal{Q}_{L,R}$) and four $SU(2)_L$ -singlet VLQs ($\mathcal{U}_{L,R}$ and $\mathcal{D}_{L,R}$):

$$\begin{aligned} \text{two Higgs doublets:} \quad \Phi_i &= \begin{pmatrix} w_i^+ \\ \frac{v_i + h_i + i\eta_i}{\sqrt{2}} \end{pmatrix}, \quad (i = 1, 2), \\ \text{VLQ doublets:} \quad \mathcal{Q}_L &= \begin{pmatrix} \mathcal{U}'_L \\ \mathcal{D}'_L \end{pmatrix}, \quad \mathcal{Q}_R = \begin{pmatrix} \mathcal{U}'_R \\ \mathcal{D}'_R \end{pmatrix}, \\ \text{VLQ singlets:} \quad \mathcal{U}_L, \quad \mathcal{U}_R, \quad \mathcal{D}_L, \quad \mathcal{D}_R, \end{aligned} \tag{3.1}$$

where v_1 and v_2 are the nonzero vacuum expectation values of Φ_1 and Φ_2 respectively, defining $\tan \beta \equiv t_\beta = v_2/v_1$. In what follows, we use the shorthand notation of $s_x = \sin x$, $c_x = \cos x$ and $t_x = \tan x$ for simplicity.

In order to avoid tree-level flavor changing neutral currents, a discrete Z_2 symmetry is imposed under which $\Phi_1 \rightarrow \Phi_1$ and $\Phi_2 \rightarrow -\Phi_2$ [96, 97]. According to the Z_2 parities of the fermions, there are four types in the 2HDM: type-I, type-II, type-X and type-Y [98]. In this work, we focus on type-II since only it allows the wrong-sign limit, which will offer our key benchmark point. The most general scalar potential with CP invariance is written

²New chiral fermions, even in the 2HDM, are excluded by the Higgs precision data and the resonance searches in the ZZ and W^+W^- channel [60, 90].

limit	κ_V	ξ_V	κ_u	κ_d	κ_λ	ξ_λ
alignment	1	0	1	1	1	0
EWS	$\frac{t_\beta^2-1}{t_\beta^2+1}$	$\frac{2t_\beta}{t_\beta^2+1}$	1	-1	$\frac{t_\beta^2-1}{t_\beta^2+1}$	$\frac{t_\beta}{1+t_\beta^2} \left[\frac{4}{3} - \frac{2(M_H^2-2M^2)}{3m_h^2} \right]$

Table 1: In the type-II 2HDM, the coupling modifiers of the CP -even neutral Higgs bosons, h and H , in the alignment limit and the exact wrong-sign (EWS) limit. Here $\kappa_i = g_{iih}/g_{iih_{\text{SM}}}$ and $\xi_i = g_{iiH}/g_{iih_{\text{SM}}}$ for the typical Higgs coupling $g_{iih(H)}$. The Higgs trilinear self-coupling modifiers are named by $\kappa_\lambda = \lambda_{hhh}/\lambda_{hhh}^{\text{SM}}$ and $\xi_\lambda = \lambda_{Hhh}/\lambda_{hhh}^{\text{SM}}$. Note that $M^2 \equiv m_{12}^2/(s_\beta c_\beta)$.

as

$$\begin{aligned}
V_\Phi = & m_{11}^2 \Phi_1^\dagger \Phi_1 + m_{22}^2 \Phi_2^\dagger \Phi_2 - m_{12}^2 (\Phi_1^\dagger \Phi_2 + \text{H.c.}) \\
& + \frac{1}{2} \lambda_1 (\Phi_1^\dagger \Phi_1)^2 + \frac{1}{2} \lambda_2 (\Phi_2^\dagger \Phi_2)^2 + \lambda_3 (\Phi_1^\dagger \Phi_1) (\Phi_2^\dagger \Phi_2) + \lambda_4 (\Phi_1^\dagger \Phi_2) (\Phi_2^\dagger \Phi_1) \\
& + \frac{1}{2} \lambda_5 \left[(\Phi_1^\dagger \Phi_2)^2 + \text{H.c.} \right], \tag{3.2}
\end{aligned}$$

where m_{11}^2 , m_{22}^2 , and $\lambda_{1,\dots,4}$ are real numbers while m_{12}^2 and λ_5 can be complex numbers. The m_{12}^2 term softly breaks the Z_2 parity. There are five physical Higgs bosons: two CP -even scalars (a light Higgs h and a heavy Higgs H), one CP -odd scalar A , and two charged Higgs bosons H^\pm [47]. These mass eigenstates are related with the weak eigenstates in Eq. (3.1) as

$$\begin{pmatrix} h_1 \\ h_2 \end{pmatrix} = \mathbb{R}(\alpha) \begin{pmatrix} H \\ h \end{pmatrix}, \quad \begin{pmatrix} w_1^\pm \\ w_2^\pm \end{pmatrix} = \mathbb{R}(\beta) \begin{pmatrix} G^\pm \\ H^\pm \end{pmatrix}, \quad \begin{pmatrix} \eta_1 \\ \eta_2 \end{pmatrix} = \mathbb{R}(\beta) \begin{pmatrix} G^0 \\ A \end{pmatrix}, \tag{3.3}$$

where G^\pm and G^0 are the Goldstone bosons eaten by W^\pm and Z respectively. The rotation matrix $\mathbb{R}(\theta)$ is

$$\mathbb{R}(\theta) = \begin{pmatrix} c_\theta & -s_\theta \\ s_\theta & c_\theta \end{pmatrix}. \tag{3.4}$$

The SM Higgs boson is a linear combination of h and H , given by

$$h_{\text{SM}} = s_{\beta-\alpha} h + c_{\beta-\alpha} H. \tag{3.5}$$

Conforming to the SM-like Higgs boson, we consider two limiting cases, the alignment limit and the exact wrong-sign (EWS) limit, defined by

$$\begin{aligned}
\text{alignment: } & \beta - \alpha = \frac{\pi}{2}; \\
\text{EWS: } & \beta + \alpha = \frac{\pi}{2}.
\end{aligned} \tag{3.6}$$

In these limiting cases, the h and H coupling modifiers are summarized in Table 1. Here $\kappa_i = g_{iih}/g_{iih}^{\text{SM}}$ and $\xi_i = g_{iiH}/g_{iih}^{\text{SM}}$ where $g_{iih(H)}$ is a typical $h(H)$ coupling constant to

gauge bosons and fermions. For the Higgs self-coupling modifiers, we use the convention $\kappa_\lambda = \lambda_{hhh}/\lambda_{hhh}^{\text{SM}}$ and $\xi_\lambda = \lambda_{Hhh}/\lambda_{hhh}^{\text{SM}}$.

In the alignment limit, h behaves exactly the same as h_{SM} ($\kappa_{i,\lambda} = 1$) while the heavy Higgs H is decoupled from the SM ($\xi_{V,\lambda} = 0$). Note that the resonant di-Higgs production through $gg \rightarrow H \rightarrow hh$ is absent. In the EWS limit, the coupling of the down-type fermion to the Higgs boson has opposite sign to that of the up-type fermion. Furthermore κ_V and κ_λ deviate from the SM values and the heavy Higgs boson H is not decoupled. If $t_\beta \gg 1$, however, the Higgs couplings become close to the SM ones like $|\kappa_{f,V,\lambda}| \simeq 1$ and ξ_λ is also suppressed for large t_β and can be further suppressed by adjusting the free parameter m_{12}^2 .

The Yukawa Lagrangian for the VLQs is

$$-\mathcal{L}_{\text{VLQ}} = M_Q \bar{Q}Q + M_U \bar{U}U + M_D \bar{D}D + \left[Y_D \bar{Q} \Phi_1 D + Y_U \bar{Q} \tilde{\Phi}_2 U + \text{H.c.} \right], \quad (3.7)$$

where $\tilde{\Phi}_i = i\tau_2 \Phi_i^*$ and we assume $Y_{U(\mathcal{D})}^L = Y_{U(\mathcal{D})}^R \equiv Y_{U(\mathcal{D})}$ for simplicity. The VLQ mass matrices \mathbb{M}_D and \mathbb{M}_U in the basis of (D', D) and (U', U) are

$$\mathbb{M}_D = \begin{pmatrix} M_Q & \frac{1}{\sqrt{2}} Y_D v c_\beta \\ \frac{1}{\sqrt{2}} Y_D v c_\beta & M_D \end{pmatrix}, \quad \mathbb{M}_U = \begin{pmatrix} M_Q & \frac{1}{\sqrt{2}} Y_U v s_\beta \\ \frac{1}{\sqrt{2}} Y_U v s_\beta & M_U \end{pmatrix}. \quad (3.8)$$

The mass eigenstates are $(\mathcal{F}_1, \mathcal{F}_2)^T = \mathbb{R}(\theta_{\mathcal{F}})(\mathcal{F}', \mathcal{F})^T$ for $\mathcal{F} = U, D$. The VLQ mixing angles are given by

$$s_{2\theta_D} = \frac{\sqrt{2} Y_D v}{M_{D_2} - M_{D_1}} c_\beta, \quad s_{2\theta_U} = \frac{\sqrt{2} Y_U v}{M_{U_2} - M_{U_1}} s_\beta, \quad (3.9)$$

where $M_{U_{1,2}}$ and $M_{D_{1,2}}$ are mass eigenvalues for the up-type and down-type VLQs, respectively. We parameterize the Higgs couplings to the VLQ mass eigenstates by

$$-\mathcal{L}_{\text{VLQ}} \supset \sum_{i,j=1,2} h \left[y_{D_i D_j}^h \bar{D}_i D_j + y_{U_i U_j}^h \bar{U}_i U_j \right], \quad (3.10)$$

where for $\mathcal{F} = U, D$ they are

$$\begin{aligned} y_{\mathcal{F}_1 \mathcal{F}_1}^h &= -y_{\mathcal{F}_2 \mathcal{F}_2}^h = -\frac{1}{\sqrt{2}} Y_{\mathcal{F}} \xi_{\mathcal{F}}^h s_{2\theta_{\mathcal{F}}}, \\ y_{\mathcal{F}_1 \mathcal{F}_2}^h &= y_{\mathcal{F}_2 \mathcal{F}_1}^h = \frac{1}{\sqrt{2}} Y_{\mathcal{F}} \xi_{\mathcal{F}}^h c_{2\theta_{\mathcal{F}}}. \end{aligned} \quad (3.11)$$

In type-II, $\xi_U^h = c_\alpha$ and $\xi_D^h = -s_\alpha$.

Three major constraints on the VLQ-2HDM are to be discussed. The first one is from the Higgs precision measurements, especially the loop-induced VLQ contributions to κ_g : κ_γ is less constrained because the h - γ - γ vertex is mainly from W^\pm boson loops. In the presence of VLQs, κ_g becomes

$$\kappa_g = 1 + \frac{v}{A_{1/2}^H(\tau_t)} \sum_{i=1,2} \sum_{\mathcal{F}=U,D} \frac{y_{\mathcal{F}_i \mathcal{F}_i}^h}{M_{\mathcal{F}_i}} A_{1/2}^H(\tau_{\mathcal{F}_i}), \quad (3.12)$$

where $\tau_f = m_h^2/(4m_f^2)$ and the loop function $A_{1/2}^H(\tau)$ is referred to Ref. [99]. The relation of $y_{\mathcal{F}_1\mathcal{F}_1}^h = -y_{\mathcal{F}_2\mathcal{F}_2}^h$ in Eq. (3.11) yields considerable cancelation between the contributions of \mathcal{F}_1 and \mathcal{F}_2 to κ_g . The ATLAS combined result of $\kappa_g = 1.03_{-0.06}^{+0.07}$ [3] is satisfied in most of the parameter space.

The second constraint is from the direct searches for VLQs at the LHC by the ATLAS [100–111] and CMS [112–121] collaborations. The lower mass bounds on the VLQs depend sensitively on the decay channels of VLQs: if they decay only into the third generation quarks, the bounds are strong such that $M_U > 1.31$ TeV and $M_D > 1.03$ TeV [111]. The bounds are relaxed into $M_Q > 690$ GeV if the VLQ decays into a light quark q [122]. If $H^\pm q$ mode is open, the VLQ mass bound will further be weakened. In what follows, therefore, we take the case of $M_{\mathcal{F}_1} \gtrsim 600$ GeV.

Finally, we consider the strongest constraint on the VLQ-2HDM from the electroweak precision data, the Peskin-Takeuchi oblique parameters S , T , and U [87, 123]. Based on more general parametrization in terms of \hat{S} , \hat{T} , W , and Y [123], we found in the previous work [47] that the most sensitive oblique parameter \hat{T} vanishes in the following ansatz:

$$\text{zero-}\hat{T} \text{ ansatz: } M_{U_1} = M_{D_1} \equiv M_1, \quad M_{U_2} = M_{D_2} \equiv M_2, \quad \theta_U = \theta_D \equiv \theta. \quad (3.13)$$

In this ansatz, the up-type and down-type VLQ Yukawa couplings are related as

$$Y_U s_\beta = Y_D c_\beta = \frac{s_{2\theta} \Delta M}{\sqrt{2}v}, \quad (3.14)$$

where $\Delta M = M_2 - M_1$. Then the Higgs Yukawa couplings to the VLQs in Eq. (3.11) take the simple forms of

$$\begin{aligned} \text{alignment: } y_{U_1 U_1}^h &= y_{D_1 D_1}^h = -y_{U_2 U_2}^h = -y_{D_2 D_2}^h = -\frac{\Delta M}{2v} s_{2\theta}^2; \\ y_{U_1 U_2}^h &= y_{D_1 D_2}^h = y_{U_2 U_1}^h = y_{D_2 D_1}^h = \frac{\Delta M}{2v} c_{2\theta} s_{2\theta}; \\ \text{EWS: } y_{U_1 U_1}^h &= -y_{D_1 D_1}^h = -y_{U_2 U_2}^h = y_{D_2 D_2}^h = -\frac{\Delta M}{2v} s_{2\theta}^2; \\ y_{U_1 U_2}^h &= -y_{D_1 D_2}^h = y_{U_2 U_1}^h = -y_{D_2 D_1}^h = \frac{\Delta M}{2v} c_{2\theta} s_{2\theta}. \end{aligned} \quad (3.15)$$

In the EWS limit, the down-type VLQ Higgs coupling is equal and opposite to the up-type one, while in the alignment limit they are the same. This feature will determine the correlation between the VLQ contributions to the single-Higgs and di-Higgs production rates.

4 Characteristics of the non-resonant NP effects on the di-Higgs process

In this section, we study the phenomenological characteristics of different NP effects on the non-resonant di-Higgs process. First we need to find a reasonable benchmark point in the VLQ-2HDM, satisfying $\sigma_{\text{NP}}/\sigma_{\text{SM}}(gg \rightarrow hh) \simeq 3$ and $\sigma_{\text{NP}}/\sigma_{\text{SM}}(gg \rightarrow h) \simeq 1$ simultaneously.

Equation (2.4), $\sigma_{\text{NP}}/\sigma_{\text{SM}}(gg \rightarrow hh)$ in terms of δ_Δ , δ_\square , and δ'_\square , will help the exploration. In the alignment limit which guarantees $\kappa_\lambda = 1$, the ratio at the 14 TeV LHC is

$$\left. \frac{\sigma(gg \rightarrow hh)_{\text{NP}}}{\sigma(gg \rightarrow hh)_{\text{SM}}} \right|_{\kappa_\lambda=1} = 1 - 0.37 \delta_\Delta + 0.92 \delta_\square - 0.28 \delta'_\square + 0.13 \delta_\Delta^2 + 1.57 \delta_\square^2 + 3.54 \delta_\square'^2 - 0.62 \delta_\Delta \delta_\square, \quad (4.1)$$

where NNPDF30 parton distribution function set is used. In the EWS limit, κ_λ is slightly deviated from one: for $t_\beta = 5$, $\kappa_\lambda \simeq 0.92$ and the ratio is

$$\left. \frac{\sigma(gg \rightarrow hh)_{\text{NP}}}{\sigma(gg \rightarrow hh)_{\text{SM}}} \right|_{\kappa_\lambda=0.92} = 1.06 - 0.36 \delta_\Delta + 0.98 \delta_\square - 0.28 \delta'_\square + 0.11 \delta_\Delta^2 + 1.57 \delta_\square^2 + 3.54 \delta_\square'^2 - 0.57 \delta_\Delta \delta_\square. \quad (4.2)$$

We analytically calculate the new form factors with finite VLQ masses, which are almost consistent with the formulae in Ref. [18].³ In order to double-check, we derived the asymptotic behaviors of the new form factors in the LET, and found them completely consistent with those in Ref. [88]. For $M_{\mathcal{F}} \gg 2m_h$, the new form factors are

$$\begin{aligned} \delta_\Delta &\simeq \sum_{i=1,2} \left[\frac{v}{M_{\mathcal{U}_i}} y_{\mathcal{U}_i \mathcal{U}_i}^h + \frac{v}{M_{\mathcal{D}_i}} y_{\mathcal{D}_i \mathcal{D}_i}^h \right], \\ \delta_\square &\simeq \sum_{i=1,2} \left[\frac{v^2}{M_{\mathcal{U}_i}^2} \left(y_{\mathcal{U}_i \mathcal{U}_i}^h \right)^2 + \frac{v^2}{M_{\mathcal{D}_i}^2} \left(y_{\mathcal{D}_i \mathcal{D}_i}^h \right)^2 \right] + \sum_{\mathcal{F}=\mathcal{U}, \mathcal{D}} \frac{2v^2}{M_{\mathcal{F}_1} M_{\mathcal{F}_2}} \left(y_{\mathcal{F}_1 \mathcal{F}_2}^h \right)^2, \\ \delta'_\square &\simeq 0. \end{aligned} \quad (4.3)$$

Adopting the zero- \hat{T} ansatz in Eq. (3.13), where $y_{\mathcal{U}_i \mathcal{U}_i}^h = y_{\mathcal{D}_i \mathcal{D}_i}^h$ in the alignment limit while $y_{\mathcal{U}_i \mathcal{U}_i}^h = -y_{\mathcal{D}_i \mathcal{D}_i}^h$ in the EWS limit, the NP form factors are further simplified as

$$\delta_{\Delta}^{\text{zero-}\hat{T}} \simeq \begin{cases} -\frac{(\Delta M)^2}{M_1 M_2} s_{2\theta}^2 & (\text{alignment}); \\ 0 & (\text{EWS}); \end{cases} \quad (4.4)$$

$$\delta_{\square}^{\text{zero-}\hat{T}} \simeq \frac{(\Delta M)^2}{M_1 M_2} s_{2\theta}^2 + \frac{1}{2} \frac{(\Delta M)^4}{M_1^2 M_2^2} s_{2\theta}^4 \quad (\text{alignment \& EWS}). \quad (4.5)$$

As shown in Eqs. (4.1) and (4.5), the contributions from the box diagrams in both limits are positive to the SM contribution. Moreover, δ_\square is proportional to the quadratic or quartic terms of the VLQ mass difference ΔM : we need sizable ΔM to enhance the di-Higgs production rate. In the alignment limit, large ΔM also increases δ_Δ and thus the contribution to the single-Higgs production rate. In the EWS limit, however, δ_Δ is negligible because of the relation of $y_{\mathcal{U}_i \mathcal{U}_i}^h = -y_{\mathcal{D}_i \mathcal{D}_i}^h$: see Eq. (3.15).

³We found several typos in Ref. [18]. In Eq. (B12), there are three typos: (i) the overall sign in the right-hand-side should be (+); (ii) “ $-4(D_{27[t,t,t,T]}^{(1,2,3)} + \dots)$ ” should be “ $-8(D_{27[t,t,t,T]}^{(1,2,3)} + \dots)$ ”; (iii) “ $\dots - C_{[t,t,T]}^{(3,4)}\}$ ” should be “ $\dots - \frac{1}{2} C_{[t,t,T]}^{(3,4)}\}$ ”. In Eq. (B13), we should replace “ $-16 \left(\frac{\epsilon_t}{\sqrt{2}} \right) \left(\frac{\epsilon_T}{\sqrt{2}} \right) m_t m_T (\dots)$ ” by “ $-32 \left(\frac{\epsilon_t}{\sqrt{2}} \right) \left(\frac{\epsilon_T}{\sqrt{2}} \right) m_t m_T (\dots)$ ”.

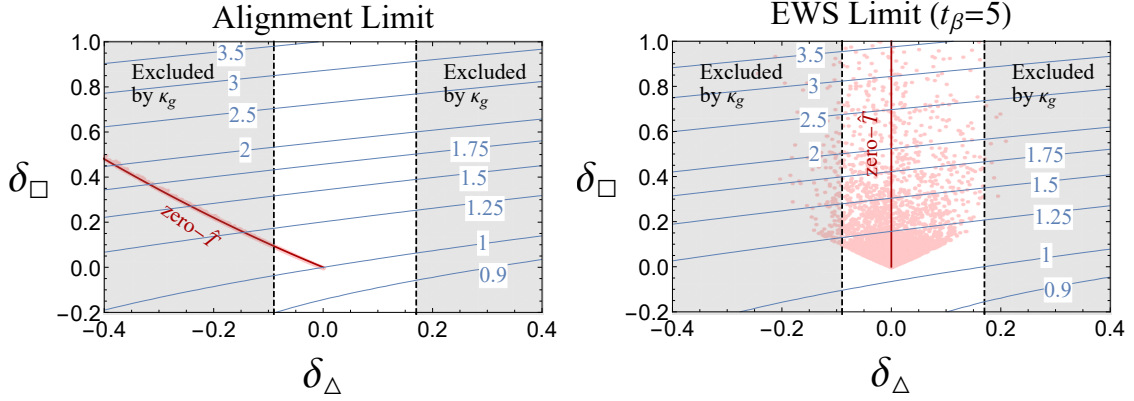


Figure 2: The VLQ-2HDM prediction of the di-Higgs production rate and various constraints on $(\delta_\Delta, \delta_\square)$ in the alignment (left panel) and EWS (right panel) limits. We set $t_\beta = 5$. The blue contours denote $\sigma_{\text{NP}}/\sigma_{\text{SM}}(gg \rightarrow hh)$ by assuming $\delta'_\square = 0$. The red scatter dots are allowed by the electroweak oblique parameters at 2σ , the direct LHC search bounds on the VLQ masses, and the perturbativity of the Yukawa coupling. The red lines are the results of the zero- \hat{T} ansatz. The grey regions are excluded by the current measurement on the Higgs coupling modifier κ_g at 2σ .

More correlations between the di-Higgs production rate and other constraints are summarized in Fig. 2. Over the parameter space $(\delta_\Delta, \delta_\square)$, we present the contours of $\sigma_{\text{NP}}/\sigma_{\text{SM}}(gg \rightarrow hh)$ (blue lines) in the VLQ-2HDM for the alignment limit (left panel) and EWS limit (right panel) with $\delta'_\square = 0$ and $t_\beta = 5$. As can be seen from the slopes of the contours, $\sigma_{\text{NP}}/\sigma_{\text{SM}}$ depends more sensitively on δ_\square than δ_Δ . This is attributed to the larger coefficients of δ_\square and δ_\square^2 than those of δ_Δ and δ_Δ^2 in Eqs. (4.1) and (4.2). The constraints from the electroweak oblique parameter \hat{T} along with the LHC direct searches for the VLQ and the perturbativity of Yukawa couplings are shown by the scatter plots. The red dots are allowed by the oblique parameter \hat{T} at 2σ [124], through scanning the parameters over the following range:

$$M_{\mathcal{U}_{1,2}}, M_{\mathcal{D}_{1,2}} > 600 \text{ GeV}, \quad \bar{Y}_{\mathcal{U}}(\equiv Y_{\mathcal{U}s_\beta}), \bar{Y}_{\mathcal{D}}(\equiv Y_{\mathcal{D}c_\beta}) < 4\pi. \quad (4.6)$$

Additionally, we present the results of the zero- \hat{T} ansatz by red lines. Finally we show the 2σ exclusion region (grey areas) by the current Higgs precision data of $\kappa_g = 1.03^{+0.07}_{-0.06}$ [3]

The alignment and EWS limits exhibit very different behaviors. In the alignment limit, the result of the zero- \hat{T} ansatz (red line) shows a strong correlation of $\delta_\square \approx -\delta_\Delta$. In addition, all of the red dots are closely gathered around the zero- \hat{T} ansatz line. A large δ_\square inevitably leads to a large δ_Δ , which is severely limited by the single-Higgs production rate such as $|\delta_\Delta| \lesssim 0.1$. In the alignment limit, therefore, the current LHC Higgs precision data permit at most 20% increase in the di-Higgs production rate. In the EWS limit, the zero- \hat{T} ansatz (red line) guarantees $\delta_\Delta \simeq 0$ so that the constraint from κ_g becomes negligible. Relaxing the \hat{T} constraint within 2σ (red dots) allows much wider spread of the allowed parameter points in $(\delta_\Delta, \delta_\square)$, quite far from the red line.

On account of the overall features in Fig. 2, we take the following benchmark point in the EWS limit for our basic assumption $\sigma_{\text{NP}}/\sigma_{\text{SM}}(gg \rightarrow hh) \simeq 3$:

$$\begin{aligned} \text{benchmark: } \quad & \beta + \alpha = \frac{\pi}{2}, \quad t_\beta = 5, \\ & M_1 = 600 \text{ GeV}, \quad \Delta M = 900 \text{ GeV}, \quad \theta = 0.6. \end{aligned} \quad (4.7)$$

We find that the contributions from \mathcal{U}_2 and \mathcal{D}_2 are negligible, below $\sim 1\%$.

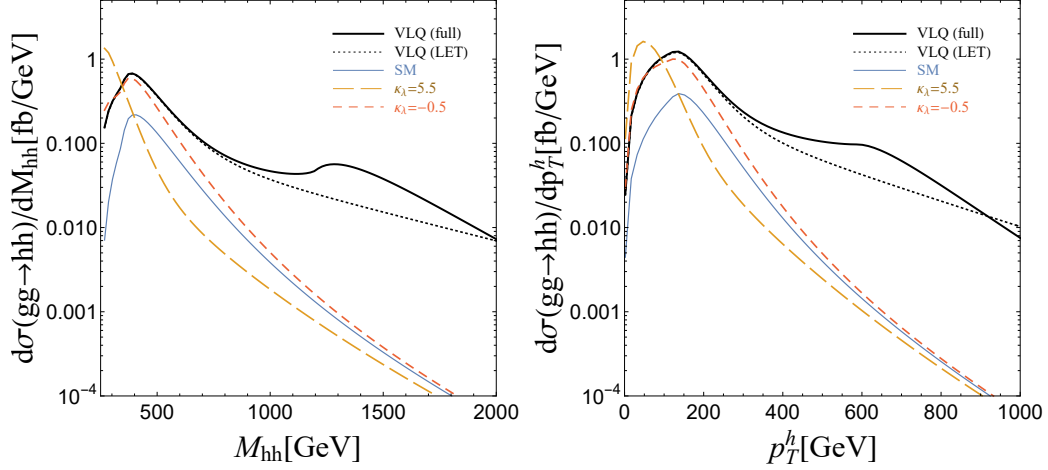


Figure 3: The distributions of the invariant mass of the Higgs-boson pair (left panel) and those of the transverse momentum of one of the Higgs bosons (right panel) for the parton level $gg \rightarrow hh$ process at the 14 TeV LHC. We consider the VLQ-2HDM with full calculations of the form factors (black solid line), the VLQ-2HDM with the low energy theorem approximation (black dotted line), the SM (blue solid line), the SM with $\kappa_\lambda = 5.5$ (brown long dashed line) and $\kappa_\lambda = -0.5$ (orange dashed line). For the VLQ-2HDM, we use the benchmark point in Eq. (4.7).

Now we show the M_{hh} (left panel) and p_T^h (right panel) distributions of the di-Higgs process at the 14 TeV LHC in Fig. 3. We consider the VLQ-2HDM with full calculations of the form factors (black solid line), the VLQ-2HDM with the LET approximation (black dotted line), the SM with $\kappa_\lambda = 5.5$ (yellow long dashed line) and the SM with $\kappa_\lambda = -0.5$ (orange dashed line). As a reference, we also present the SM results (blue solid line). All of the results are at the parton level with the NNLO K-factor $K = 1.85$ [63, 64, 89, 125, 126]. Obviously, the M_{hh} and p_T^h distributions in different NP models show meaningful differences. For $\kappa_\lambda = -0.5$, both M_{hh} and p_T^h distributions slightly shift toward lower region, compared with those in the SM. If $\kappa_\lambda = 5.5$, the shift is also to the left but much more significant such that the peak positions in both distributions move about 100 GeV. In the VLQ-2HDM, both differential cross sections decrease much slowly as M_{hh} or p_T^h increases. It is because the box diagrams from VLQs, which mainly enhance the di-Higgs process, do not have the $1/\hat{s}$ suppression at the amplitude level as in Eq. (2.4). Most of all, we do see the threshold effects appear as the bump structures at the positions of

$M_{hh} \simeq 2M_1$ and $p_T^h \simeq M_1$. Actually, the bumps lift both distributions up in the high-mass and high- p_T regions. Note that if we use the approximated form factors for the VLQ-2HDM (black dotted lines), the bump structures disappear.

In order to show the differences quantitatively, we calculate the ratio of the di-Higgs production cross section after $p_T^h > 300$ GeV cut to their corresponding total cross section:

$$\frac{\sigma(gg \rightarrow hh; p_T^h > 300 \text{ GeV})}{\sigma_{\text{tot}}(gg \rightarrow hh)} = \begin{cases} 6.1\%, & (\text{SM}) \\ 14.5\%, & (\text{VLQ-2HDM}) \\ 3.2\%, & (\kappa_\lambda = -0.5) \\ 1.2\%, & (\kappa_\lambda = 5.5) \end{cases} \quad (4.8)$$

We caution the readers that the above results are based on the parton level calculation, so the results may vary according to the final state in full collider simulation. The results in Eq. (4.8) clearly show that the high p_T^h cut saves considerable amount of the VLQ-2HDM events. This is a smoking-gun signature of the VLQ contributions to the di-Higgs process.

5 Simulations, event selections, and analysis at the 14 TeV HL-LHC

In the previous section, we showed that the effects of VLQs on the di-Higgs process could be distinguished from those of non-SM Higgs trilinear self-coupling by the correlated threshold structures in the M_{hh} and p_T^h distributions. However, the di-Higgs channel has a very small production cross section, raising the concern whether the characteristic feature disappears in actual experiments. In this section, we present the full collider simulation of the signals in two final states, $hh \rightarrow b\bar{b}b\bar{b}$ and $hh \rightarrow b\bar{b}\gamma\gamma$. The $4b$ final state has the advantage of the largest branching ratio of $\mathcal{B}(hh \rightarrow 4b) \sim 1/3$, which has the second-highest sensitivity next to the $b\bar{b}\tau\tau$ final state [35]. Another important final state is $b\bar{b}\gamma\gamma$, which benefits from clean signal extraction because of a good di-photon invariant mass resolution, despite much smaller branching ratio $\mathcal{B}(hh \rightarrow b\bar{b}\gamma\gamma) \simeq 2.6 \times 10^{-3}$. Although we do not make a full signal-to-background selection analysis here, the correlations among the key observables of the di-Higgs process may help in designing new search strategies for the possibility of having VLQs.

The signal events are generated at leading order by using MADGRAPH5_AMC@NLO [127, 128] in the SM, the VLQ-2HDM, the SM with $\kappa_\lambda = -0.5$, and $\kappa_\lambda = 5.5$. The VLQ-2HDM model file in the UFO format is obtained from modifying an existing 2HDM model file by adding the new contributions of VLQs. We thoroughly checked the UFO file by comparing various results with the analytic calculations at parton level. All of the VLQ-2HDM results in this section are based on the benchmark point in Eq. (4.7). We have chosen the renormalization and factorization scales to be twice the mass of the SM Higgs boson. We employ the NNPDF30_LO PDF set with $\alpha_s(M_Z) = 0.118$ [129]. The generated events are passed to PYTHIA8 [130] for parton showering and hadronization, without multiple-parton interactions. We use DELPHES as a fast detector simulation [131] with the ATLAS template. Jets are clustered using the anti- k_T algorithm [132] with a jet radius of $R = 0.4$ as implemented in FASTJETS [133].

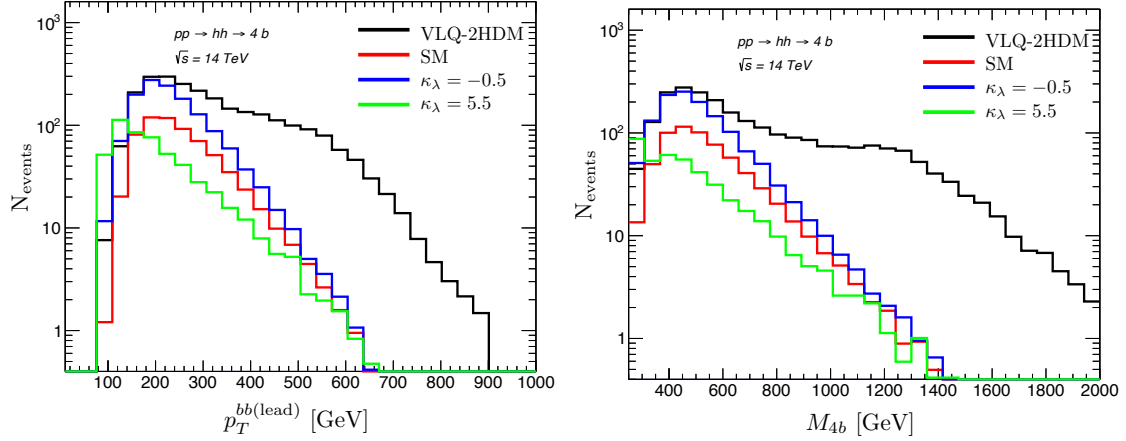


Figure 4: The expected number of events, after the basic selection, as a function of the transverse momentum of the leading dijet (left panel) and the invariant mass of four leading b -jets (right panel) for $gg \rightarrow hh \rightarrow b\bar{b}b\bar{b}$ at the 14 TeV LHC with the total integrated luminosity $\mathcal{L} = 3000 \text{ fb}^{-1}$. The distributions are for the VLQ-2HDM (black line), the SM (red), the SM with $\kappa_\lambda = -0.5$ (blue), and $\kappa_\lambda = 5.5$ (green).

5.1 $b\bar{b}b\bar{b}$ final state

For the $b\bar{b}b\bar{b}$ final state, we follow the ATLAS analysis strategy [73]. We start the event selection by requiring the presence of at least four b -jets with $p_T^b > 40 \text{ GeV}$ and $|\eta^b| < 2.5$. The four leading b -jets, ordered by the transverse momentum of each b jet, are used to form two separate dijets: two b -jets with the angular distance ($\Delta R = \sqrt{\Delta\eta^2 + \Delta\phi^2}$) smaller than 1.5 are identified as one dijet system. This selection step reduces the number of events in the SM by a factor of about 2.

In Fig. 4, we show the distributions of the transverse momentum of the leading dijet $p_T^{bb(\text{lead})}$ (left panel) and the invariant mass of the $4b$ system for $gg \rightarrow hh \rightarrow 4b$ in the VLQ-2HDM (black), the SM (red), the SM with $\kappa_\lambda = -0.5$ (blue), and $\kappa_\lambda = 5.5$ (green). We first remark that in the $\kappa_\lambda = 5.5$ case, the total number of events (originally corresponding to $\sigma_{\text{NP}}/\sigma_{\text{SM}}(gg \rightarrow hh) \simeq 3$) is considerably reduced and the peaks of both distributions are shifted toward low values. This is because some b -jets in the event are too soft to pass the first selection $p_T^b > 40 \text{ GeV}$ [68]. An encouraging observation is that the threshold effects of the VLQs are visible at the reconstruction level. We can clearly see two bump-like structures in both $p_T^{bb(\text{lead})}$ and M_{4b} distributions, peaked at $p_T^{bb(\text{lead})} \sim M_1$ and $M_{4b} \sim 2M_1$, with a minor smearing effect due to the detector angularity. Since the two peak positions are closely related, a study of the correlation between the two observables will be extremely useful to probe new VLQs in the di-Higgs process.

Motivated by the correlated bumps in the $p_T^{bb(\text{lead})}$ and M_{4b} distributions, we study the double differential cross sections in some key variables. In Fig. 5, we show one as a function of the transverse momentum of the leading dijet and the transverse momentum of the sub-leading dijet, $d^2\sigma/dp_T^{bb(\text{lead})}dp_T^{bb(\text{sub})}$, in units of fb/GeV^2 . We consider the SM (upper left), the VLQ-2HDM (upper right), the SM with $\kappa_\lambda = -0.5$ (lower left) and $\kappa_\lambda = 5.5$ (lower

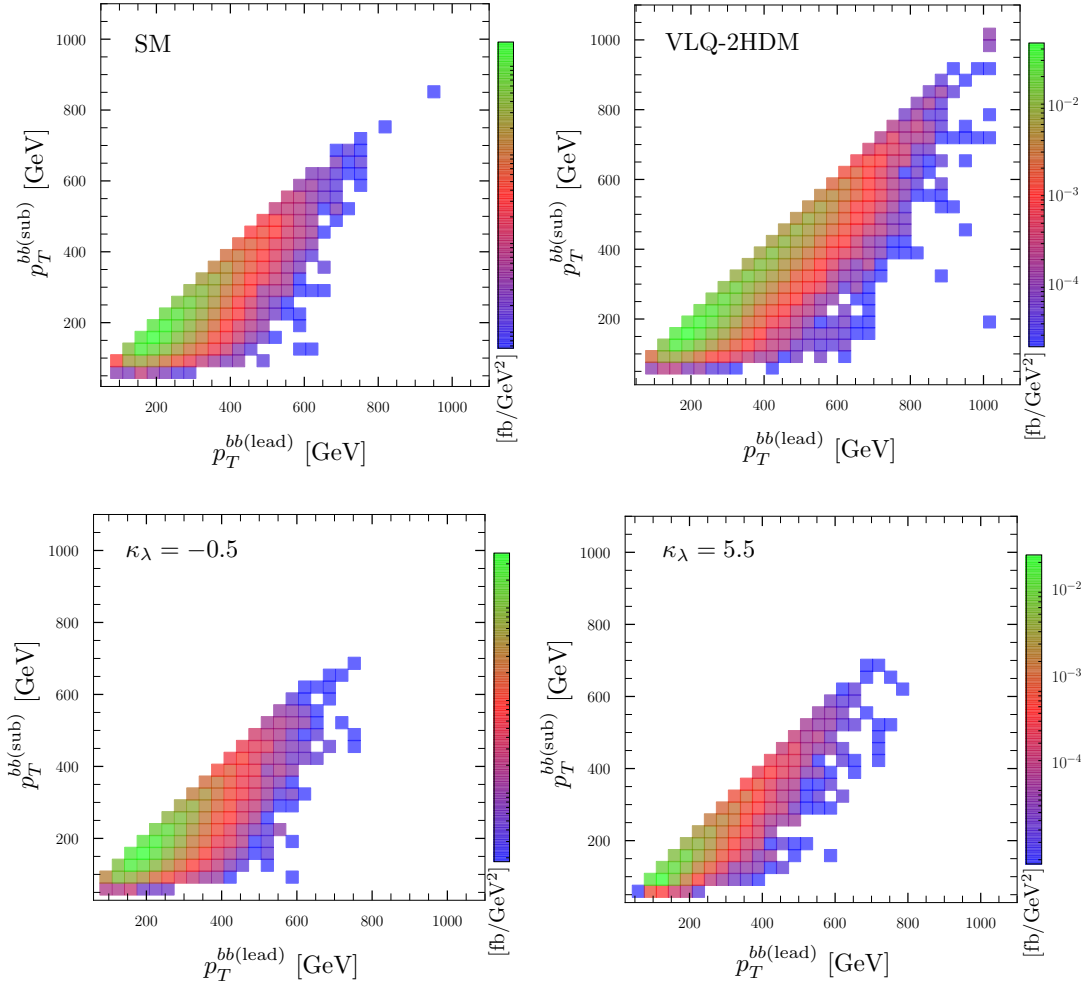


Figure 5: $d^2\sigma/dp_T^{bb(\text{lead})}dp_T^{bb(\text{sub})}$ in units of fb/GeV^2 , where $p_T^{bb(\text{lead})}$ is the transverse momentum of the leading dijet and $p_T^{bb(\text{sub})}$ is that of the subleading dijet, in the SM (upper left), the VLQ-2HDM (upper right), the SM with $\kappa_\lambda = -0.5$ (lower left) and $\kappa_\lambda = 5.5$ (lower right).

right). The generic correlation of $p_T^{bb(\text{lead})} \simeq p_T^{bb(\text{sub})}$, originated from the back-to-back motion of two Higgs bosons, is common for all four models. The main difference is the observable kinematic *area*, which is the largest for the VLQ-2HDM and the smallest for the case of $\kappa_\lambda = 5.5$. In the region of $p_T^{bb} > 300$ GeV, only the VLQ-2HDM yields substantial number of events, which is consistent with the parton-level result in Eq. (4.8). This unique feature is very useful for discriminating the VLQ-2HDM.

In Figure 6, we display the double differential cross section in the invariant mass and transverse momentum of the leading dijet for the four models as shown in Fig. 5. The distributions are well localized around the SM Higgs boson mass window ($M_{bb}^{(\text{lead})} \simeq m_h$) in all of the models except for the case $\kappa_\lambda = 5.5$ where a sizable number of events yield $M_{bb}^{(\text{lead})} \lesssim m_h$. The LHC discovery prospect for $\kappa_\lambda = 5.5$ is expected to be low, because

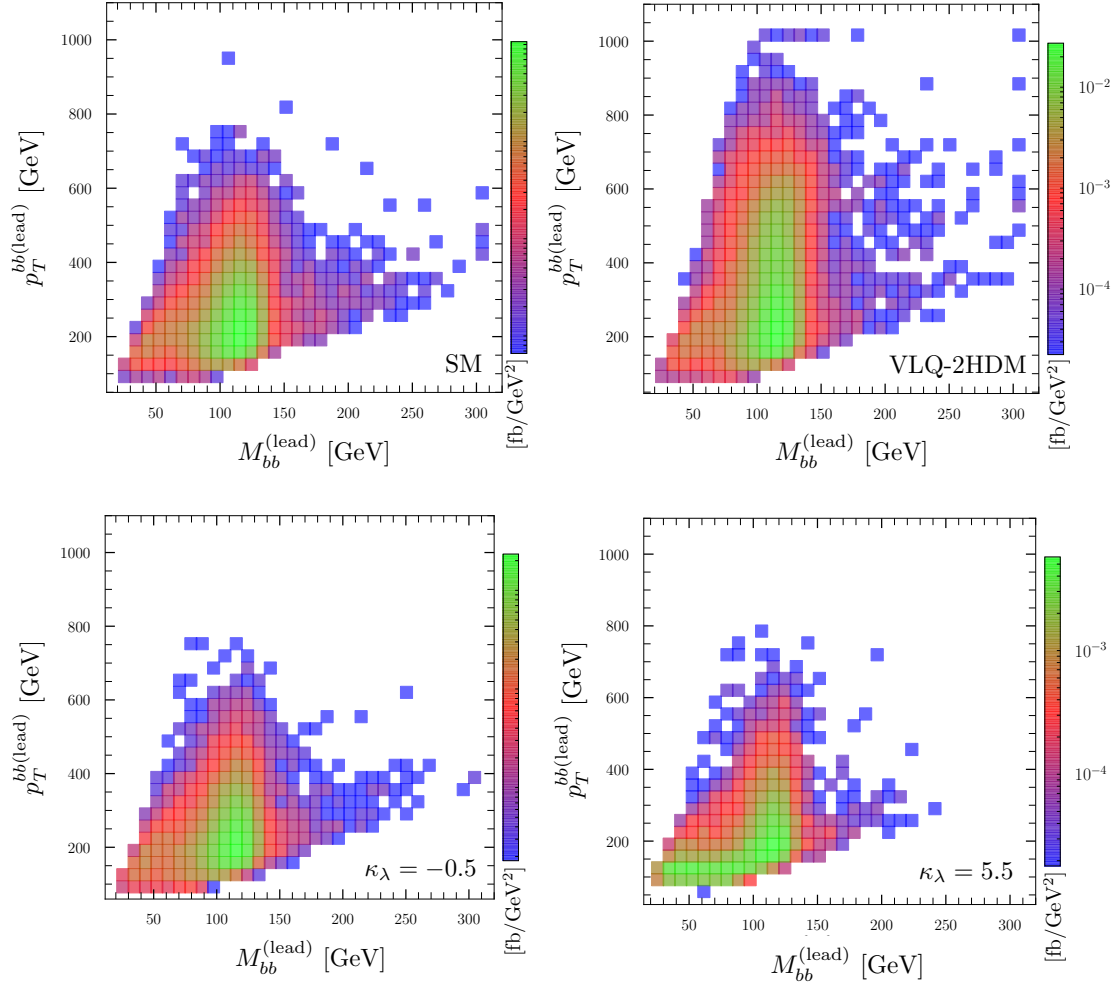


Figure 6: Same as Fig. 5 but for $d^2\sigma/dM_{bb}^{(\text{lead})}dp_T^{bb(\text{lead})}$.

the usual m_h window cut removes a considerable part of the $\kappa_\lambda = 5.5$ signal. Figure 6 also shows that the correlation between $M_{bb}^{(\text{lead})}$ and $p_T^{bb(\text{lead})}$ is very weak in all of the four models. Therefore, selecting events with high transverse momentum for the leading (or the subleading) dijet does not alter the requirement on the Higgs boson mass windows.⁴ For the *sub-leading* dijet, we find that the double differential cross section about its invariant mass and its transverse momentum shows a similar behavior as in Fig. 6.

Targeting two correlated bumps around $p_T^h \simeq M_1$ and $M_{hh} \simeq 2M_1$ in the VLQ-2HDM, we present the double differential cross section $d^2\sigma/dp_T^{bb(\text{lead})}dM_{4b}$ in Fig. 7. We observe a strong correlation along the line of $M_{4b} \simeq 2p_T^{bb(\text{lead})}$ in all of the four models. The unique feature of the VLQ-2HDM is the extent of the *observable* correlation as well as its

⁴Due to the different dynamics of the $4b$ from other decay modes of the di-Higgs process, the signal region requires $X_{hh} < 1.6$ where $X_{hh} = \sqrt{\left(\frac{M_{bb}^{(\text{lead})} - 124 \text{ GeV}}{0.1 M_{bb}^{(\text{lead})}}\right)^2 + \left(\frac{M_{bb}^{(\text{sub})} - 115 \text{ GeV}}{0.1 M_{bb}^{(\text{sub})}}\right)^2}$. Here a resolution of 10% on the mass of the two dijets is assumed.

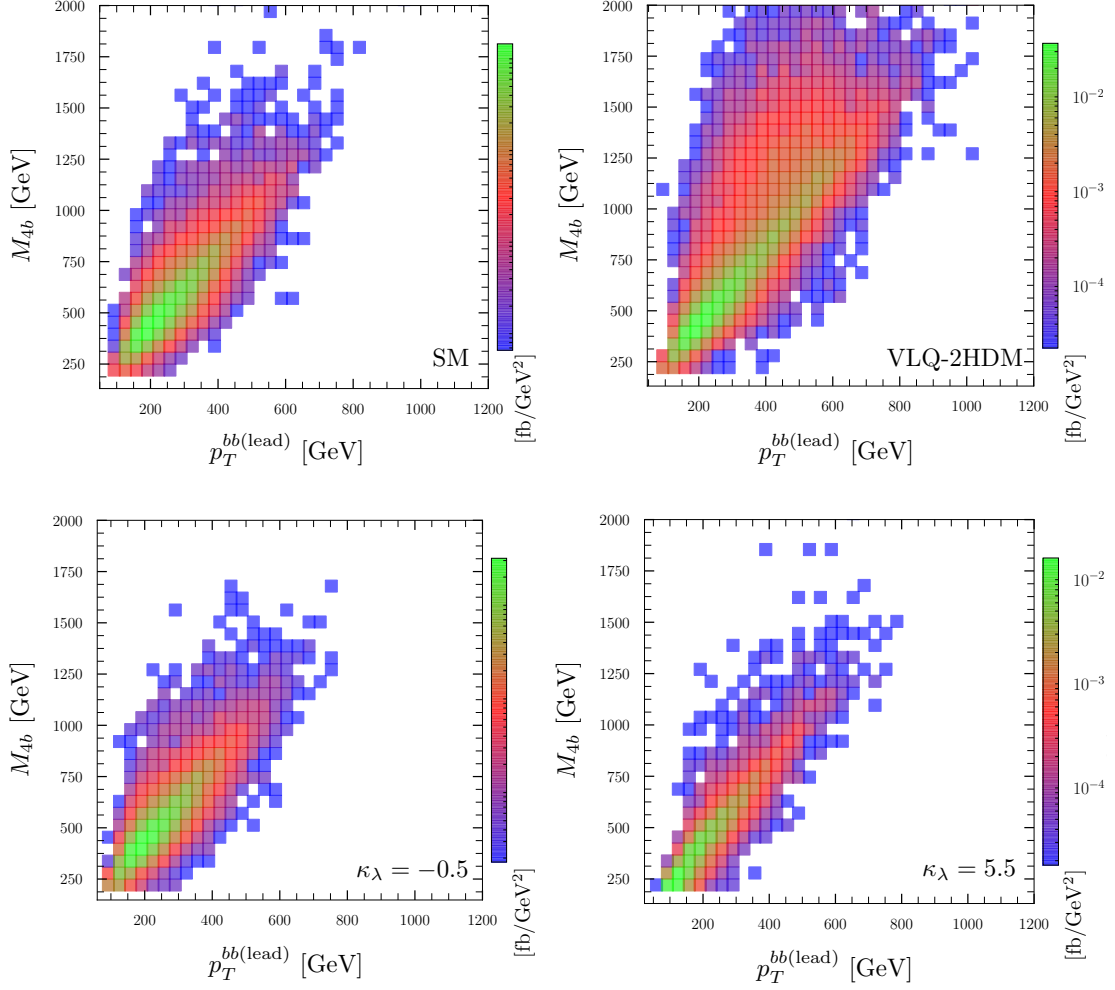


Figure 7: Same as Fig. 5 but for $d^2\sigma/dp_T^{bb(\text{lead})}dM_{4b}$.

asymmetrical behavior toward the hard regions in M_{4b} . High M_{hh} cut along with high p_T^h cut will be one of the most sensitive probes for the VLQ-2HDM effects on the di-Higgs process.

5.2 $b\bar{b}\gamma\gamma$ final state

For the analysis of the $b\bar{b}\gamma\gamma$ final state of the di-Higgs process, we follow the ATLAS reports [134, 135]. For the photon identification efficiency ϵ_γ , we fit to the ATLAS simulation results and obtain the following dependence of ϵ_γ on the photon transverse momentum p_T^γ :

$$\epsilon_\gamma = 0.888 * \tanh\left(0.01275 \frac{p_T^\gamma}{\text{GeV}}\right). \quad (5.1)$$

The probabilities for a jet and an electron to fake a photon, the photon fake rates, are $P_{j\rightarrow\gamma} = 5 \times 10^{-4}$ and $P_{e\rightarrow\gamma} = 2\%$ (5%) in the barrel (endcap) region [134]. For the b tagging efficiency, we have fully adopted the dependence of ϵ_b on the transverse momentum and rapidity of the b -jet in Fig.7(b) of Ref. [136]. The misidentification probability of the

Table 2: Sequence of the event preselection in $hh \rightarrow b\bar{b}\gamma\gamma$ channel at the HL-LHC.

Sequence	Event Preselection at the HL-LHC
1	Di-photon trigger condition: ≥ 2 isolated photons with $p_T^\gamma > 25$ GeV and $ \eta_\gamma < 2.5$
2	≥ 2 isolated photons with $p_T^\gamma > 30$ GeV, $ \eta_\gamma < 1.37$ or $1.52 < \eta_\gamma < 2.37$, and $\Delta R_{j\gamma} > 0.4$
3	≥ 2 b -jets with leading (sub-leading) $p_T^b > 40(30)$ GeV and $ \eta < 2.4$
4	$0.4 < \Delta R_{bb} < 2.0$ and $0.4 < \Delta R_{\gamma\gamma} < 2.0$

charm quark jet as the b -jet, $P_{c \rightarrow b}$, depends not only on the b -tagging efficiency but also the transverse momentum and rapidity of the c -jet. The ϵ_b dependence is incorporated by taking the multi-variate MV1 b -tagging algorithm with $P_{c \rightarrow b} \simeq 1/5$ for $\epsilon_b = 0.7$ and $P_{c \rightarrow b} \simeq 1$ as $\epsilon_b \rightarrow 1$ [137]. The dependence of $P_{c \rightarrow b}$ on p_T^c and η^c is also included. For the light-jet fake rate as the b jet, we take $P_{j \rightarrow b} = 1/1300$ [134]. The pile-up effects are not considered, based on the reasonings in Ref. [68]. The last consideration for a realistic analysis is the energy loss in the b momentum reconstruction, which is taken into account by the jet-energy scaling factor of

$$X_{E_b} = \sqrt{\frac{(3.0 - 0.2|\eta_b|)^2}{p_T^b/\text{GeV}}} + 1.27, \quad (5.2)$$

where the factor 1.27 is obtained by requiring a correct peak position at $M_{bb} = m_h$.

Referring to the ATLAS di-Higgs study in Ref. [134], we take a sequence of the event preselection for $gg \rightarrow hh \rightarrow b\bar{b}\gamma\gamma$ in Table 2. We found that other preselections in Ref. [134] are not useful for our signal. In Table 3, we show the efficiencies of each sequence in four different models. The efficiencies are similar for the SM, the VLQ-2HDM, and the SM with $\kappa_\lambda = -0.5$, being about 4-5% at the final step. In the case $\kappa_\lambda = 5.5$, however, the efficiency dramatically drops after the Selection-4, about a third of that in the other three models. This is because the most events for the case $\kappa_\lambda = 5.5$ are with $\Delta R_{\gamma\gamma} > 2.0$ region like the main SM backgrounds [68]. Even considering $\sigma_{\text{NP}}/\sigma_{\text{SM}} \simeq 3$ for $\kappa_\lambda = 5.5$, $\sigma \times \mathcal{B}$ is about 80% of the SM result after the Selection-4. It is very challenging to probe at the HL-LHC.

In Fig. 8, we present $d^2N/dp_T^{\gamma\gamma}dM_{b\bar{b}\gamma\gamma}$, the distribution of the number of events versus the transverse momentum of the di-photon and the invariant mass of $b\bar{b}\gamma\gamma$, in the SM (upper left), the VLQ-2HDM (upper right), the SM with $\kappa_\lambda = -0.5$ (lower left), and $\kappa_\lambda = 5.5$ (lower right). Since the $b\bar{b}\gamma\gamma$ final state has an extremely small cross section, we show the distribution of the number of events corresponding to the total integrated luminosity of 3000 fb^{-1} . The overall characteristics are very similar to those in the $b\bar{b}b\bar{b}$ final state: there is a strong correlation along the line $M_{b\bar{b}\gamma\gamma} \simeq 2p_T^{\gamma\gamma}$ in all of the four

Table 3: Cut flow efficiencies of four models for the di-Higgs process in the $b\bar{b}\gamma\gamma$ final state at the HL-LHC.

Sequence	SM	VLQ-2HDM	$\kappa_\lambda = -0.5$	$\kappa_\lambda = 5.5$
1	27.60%	29.71%	25.19%	20.46%
2	25.47%	25.88%	23.02%	18.12%
3	19.31%	18.35%	17.27%	12.86%
4	5.43%	4.78%	4.14%	1.51%

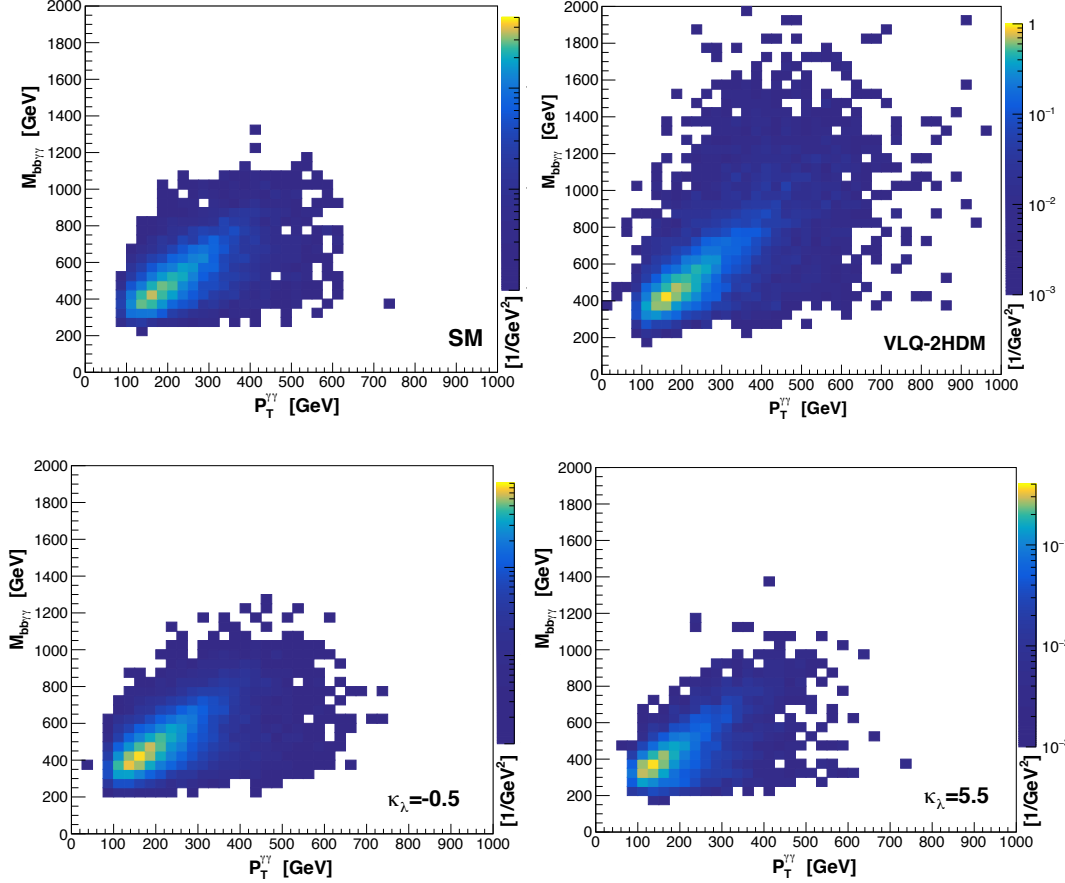


Figure 8: The distribution of the number of events versus the transverse momentum of the di-photon and the invariant mass of $b\bar{b}\gamma\gamma$ for the $b\bar{b}\gamma\gamma$ final state of the di-Higgs process at the HL-LHC. We consider the SM (upper left), the VLQ-2HDM (upper right), the SM with $\kappa_\lambda = -0.5$ (lower left), and $\kappa_\lambda = 5.5$ (lower right).

models; the VLQ-2HDM yields the widest spread up to high $p_T^{\gamma\gamma}$ and $M_{b\bar{b}\gamma\gamma}$; the $\kappa_\lambda = 5.5$ case prefers small $p_T^{\gamma\gamma}$ and $M_{b\bar{b}\gamma\gamma}$, compared with the other models. If we count the bins with $d^2N/dp_T^{\gamma\gamma}dM_{b\bar{b}\gamma\gamma} > 1/\text{GeV}^2$, however, it is very difficult to see the difference among different NP models. Moreover, the isolation condition, $\Delta R_{\gamma\gamma}, \Delta R_{bb} > 0.4$, also restricts the power to detect high $p_T^{\gamma\gamma}, p_T^{bb}$ regions in the $b\bar{b}\gamma\gamma$ final state. In summary, the $b\bar{b}\gamma\gamma$ final

state plays a complementary role in observing the di-Higgs process, but not appropriate for the deeper study of NP.

6 Conclusions

With the aim of disentangling different NP contributions to the di-Higgs process from gluon fusion, we have studied the phenomenological characteristics of the kinematical distributions, focusing on the double differential cross sections. For illustration purpose, we assume that the NP effects would first appear in the total production cross section, being three times as large as the SM expectation. Since we can easily identify resonant di-Higgs production, we concentrated on the non-resonant NP effects from non-SM Higgs trilinear couplings ($\kappa_\lambda = -0.5$ or $\kappa_\lambda = 5.5$) and the new colored fermions running in the loop. For the latter, we need a concrete NP model for a comprehensive study since new quarks, which enhance the di-Higgs production rate, should similarly act in the single-Higgs production.

In this work, we have studied a type-II 2HDM with vectorlike quarks, called the VLQ-2HDM. The electroweak oblique parameters remain almost the same as in the SM by adopting an ansatz that guarantees a vanishing \hat{T} , called the zero- \hat{T} ansatz: see Eq. (3.13). We analytically calculated the new form factors from the VLQs. In order to show the role of the Higgs-fermion-fermion couplings in breaking the correlation between the di-Higgs and single-Higgs processes, we considered the alignment limit and the exact wrong-sign (EWS) limit. In the alignment limit, both up-type and down-type VLQs have the same-sign couplings to the Higgs boson, so that their contributions to the triangle diagrams of the di-Higgs process are constructive to each other. Moreover they are strongly correlated with the VLQ contributions to the box diagrams. As the single-Higgs process has the same triangle diagrams, we cannot accommodate $\sigma_{\text{NP}}/\sigma_{\text{SM}}(gg \rightarrow hh) \simeq 3$ and $\sigma_{\text{NP}}/\sigma_{\text{SM}}(gg \rightarrow h) \simeq 1$ simultaneously: the maximum increase of the di-Higgs production rate allowed by the observed κ_g is only 20%. In the EWS limit, however, the down-type and up-type VLQs have opposite sign Yukawa couplings, thus yielding a considerable cancellation between their contributions to single-Higgs production. The box diagrams do not have this kind of cancellation because their amplitudes are proportional to the square of the Higgs-fermion-fermion coupling. Significant enhancement of the total production cross section of the di-Higgs process is feasible in the EWS limit, where we took a benchmark point.

First at parton level, we calculated the kinematic distributions for the $gg \rightarrow hh$ process in three NP models, $\kappa_\lambda = -0.5$, $\kappa_\lambda = 5.5$, and the VLQ-2HDM. Although they have almost the same total production cross section of $\sigma_{\text{NP}}/\sigma_{\text{SM}}(gg \rightarrow hh) \simeq 3$, the M_{hh} and p_T^h distributions show quite significant differences. The $\kappa_\lambda = -0.5$ model yields similar distribution shapes to the SM results. In the $\kappa_\lambda = 5.5$ model, both distributions apparently shift toward low M_{hh} or p_T^h region such that the peak position moves about 100 GeV. This feature makes the $\kappa_\lambda = 5.5$ model very challenging to probe at the LHC, because the SM backgrounds to the di-Higgs process such as $4b$, $b\bar{b}c\bar{c}$, and $t\bar{t}$ are populated in the low p_T^h region. The VLQ-2HDM showed its unique and distinctive features in the M_{hh} and p_T^h distributions, benefiting from the VLQ threshold effects. At parton level, we could clearly see the bumps around $M_{hh} \simeq 2M_1$ and $p_T^h \simeq M_1$, where M_1 is the lightest VLQ

mass. Moreover, the bumps of the threshold origin from heavy VLQs naturally lift up the kinematic distributions of M_{hh} and p_T^h into high regions. The doubly high region, with high M_{hh} and high p_T^h , can be the exclusive territory of the VLQ-2HDM for the di-Higgs process.

We also have completed the analysis with full collider simulations for the di-Higgs signals in the VLQ-2HDM, the SM, the SM with $\kappa_\lambda = -0.5$, and with $\kappa_\lambda = 5.5$. Two final states, $b\bar{b}b\bar{b}$ and $b\bar{b}\gamma\gamma$ of the decays of the Higgs-boson pair, were studied. Fortunately, many characteristic features at the parton-level calculation survived even after parton showering, hadronization, and detector simulations. The bump structures in the distributions of M_{hh} and p_T^h , though being smeared a little bit, are maintained, and the positions of the peaks roughly stay at the same place. Motivated by the correlation of the bumps in M_{hh} and p_T^h distributions, we studied various double differential cross sections. In the $b\bar{b}b\bar{b}$ final state, we first found that any selection on the transverse momentum of the leading (or the sub-leading) dijets since a Higgs boson candidate barely alters its invariant mass. The smoking-gun signature appears in $d^2\sigma/dM_{hh}dp_T^h$. All four models showed a strong correlation along the line of $M_{hh} \simeq 2p_T^h$, which is also useful to search for the SM di-Higgs process itself. Distinguishing the VLQ-2HDM from other NP models is possible in the $b\bar{b}b\bar{b}$ final state as the observable correlation line of $M_{hh} \simeq 2p_T^h$ is the longest, extending far toward high p_T^h region: the case $\kappa_\lambda = 5.5$ has the shortest. However, the $b\bar{b}\gamma\gamma$ final state has too small signal rate, not appropriate to see the difference among the NP models. In summary, we expect that our observation of the correlation between M_{hh} and p_T^h distributions for disentangling the NP effects on the di-Higgs process can help the NP search at the HL-LHC.

Acknowledgments

K.C. was supported by the MoST of Taiwan under Grant No. MOST-107-2112-M-007-029-MY3. The work of AJ and JS is supported by the National Research Foundation of Korea, Grant No. NRF-2019R1A2C1009419. The work of YWY was supported by the National Research Foundation of Korea(NRF) grant funded by the Korea government(MSIT) (No. 2019R1I1A1A01064113)

References

- [1] ATLAS collaboration, *Observation of a new particle in the search for the Standard Model Higgs boson with the ATLAS detector at the LHC*, *Phys. Lett.* **B716** (2012) 1 [1207.7214].
- [2] CMS collaboration, *Observation of a New Boson at a Mass of 125 GeV with the CMS Experiment at the LHC*, *Phys. Lett.* **B716** (2012) 30 [1207.7235].
- [3] ATLAS collaboration, *Combined measurements of Higgs boson production and decay using up to 80 fb⁻¹ of proton-proton collision data at $\sqrt{s} = 13$ TeV collected with the ATLAS experiment*, *Phys. Rev.* **D101** (2020) 012002 [1909.02845].
- [4] CMS collaboration, *Sensitivity projections for Higgs boson properties measurements at the HL-LHC*, .

- [5] J. de Blas et al., *Higgs Boson Studies at Future Particle Colliders*, *JHEP* **01** (2020) 139 [1905.03764].
- [6] T. Plehn and M. Rauch, *The quartic higgs coupling at hadron colliders*, *Phys. Rev.* **D72** (2005) 053008 [hep-ph/0507321].
- [7] G. Li, L.-X. Xu, B. Yan and C. P. Yuan, *Resolving the degeneracy in top quark Yukawa coupling with Higgs pair production*, *Phys. Lett.* **B800** (2020) 135070 [1904.12006].
- [8] Q.-H. Cao, G. Li, B. Yan, D.-M. Zhang and H. Zhang, *Double Higgs production at the 14 TeV LHC and a 100 TeV pp collider*, *Phys. Rev.* **D96** (2017) 095031 [1611.09336].
- [9] Q.-H. Cao, B. Yan, D.-M. Zhang and H. Zhang, *Resolving the Degeneracy in Single Higgs Production with Higgs Pair Production*, *Phys. Lett.* **B752** (2016) 285 [1508.06512].
- [10] E. W. N. Glover and J. J. van der Bij, *HIGGS BOSON PAIR PRODUCTION VIA GLUON FUSION*, *Nucl. Phys.* **B309** (1988) 282.
- [11] T. Plehn, M. Spira and P. M. Zerwas, *Pair production of neutral Higgs particles in gluon-gluon collisions*, *Nucl. Phys.* **B479** (1996) 46 [hep-ph/9603205].
- [12] A. Djouadi, W. Kilian, M. Muhlleitner and P. M. Zerwas, *Production of neutral Higgs boson pairs at LHC*, *Eur. Phys. J.* **C10** (1999) 45 [hep-ph/9904287].
- [13] M. J. Dolan, C. Englert and M. Spannowsky, *New Physics in LHC Higgs boson pair production*, *Phys. Rev.* **D87** (2013) 055002 [1210.8166].
- [14] C.-Y. Chen, S. Dawson and I. M. Lewis, *Exploring resonant di-Higgs boson production in the Higgs singlet model*, *Phys. Rev.* **D91** (2015) 035015 [1410.5488].
- [15] J. M. No and M. Ramsey-Musolf, *Probing the Higgs Portal at the LHC Through Resonant di-Higgs Production*, *Phys. Rev.* **D89** (2014) 095031 [1310.6035].
- [16] A. Alves, T. Ghosh, H.-K. Guo and K. Sinha, *Resonant Di-Higgs Production at Gravitational Wave Benchmarks: A Collider Study using Machine Learning*, *JHEP* **12** (2018) 070 [1808.08974].
- [17] A. Adhikary, S. Banerjee, R. K. Barman, B. Bhattacharjee and S. Niyogi, *Revisiting the non-resonant Higgs pair production at the HL-LHC*, *JHEP* **07** (2018) 116 [1712.05346].
- [18] E. Asakawa, D. Harada, S. Kanemura, Y. Okada and K. Tsumura, *Higgs boson pair production in new physics models at hadron, lepton, and photon colliders*, *Phys. Rev.* **D82** (2010) 115002 [1009.4670].
- [19] J. Baglio, A. Djouadi, R. Gröber, M. M. Mühlleitner, J. Quevillon and M. Spira, *The measurement of the Higgs self-coupling at the LHC: theoretical status*, *JHEP* **04** (2013) 151 [1212.5581].
- [20] V. Barger, L. L. Everett, C. B. Jackson and G. Shaughnessy, *Higgs-Pair Production and Measurement of the Triscalar Coupling at LHC(8,14)*, *Phys. Lett.* **B728** (2014) 433 [1311.2931].
- [21] M. Slawinska, W. van den Wollenberg, B. van Eijk and S. Bentvelsen, *Phenomenology of the trilinear Higgs coupling at proton-proton colliders*, 1408.5010.
- [22] B. Batell, M. McCullough, D. Stolarski and C. B. Verhaaren, *Putting a Stop to di-Higgs Modifications*, *JHEP* **09** (2015) 216 [1508.01208].

- [23] P. Huang, A. Joglekar, M. Li and C. E. M. Wagner, *Corrections to di-Higgs boson production with light stops and modified Higgs couplings*, *Phys. Rev.* **D97** (2018) 075001 [1711.05743].
- [24] G. D. Kribs and A. Martin, *Enhanced di-Higgs Production through Light Colored Scalars*, *Phys. Rev.* **D86** (2012) 095023 [1207.4496].
- [25] J. Y. Lee, *A Vector-like heavy quark in the Littlest Higgs model*, *JHEP* **12** (2004) 065 [hep-ph/0408362].
- [26] S. Dawson, A. Ismail and I. Low, *What's in the loop? The anatomy of double Higgs production*, *Phys. Rev.* **D91** (2015) 115008 [1504.05596].
- [27] J. Cao, Z. Heng, L. Shang, P. Wan and J. M. Yang, *Pair Production of a 125 GeV Higgs Boson in MSSM and NMSSM at the LHC*, *JHEP* **04** (2013) 134 [1301.6437].
- [28] C. Han, X. Ji, L. Wu, P. Wu and J. M. Yang, *Higgs pair production with SUSY QCD correction: revisited under current experimental constraints*, *JHEP* **04** (2014) 003 [1307.3790].
- [29] M. Raju, J. P. Saha, D. Das and A. Kundu, *Double Higgs production as an exclusive probe for a sequential fourth generation with wrong-sign Yukawa couplings*, 2001.05280.
- [30] A. Alves, D. Gonçalves, T. Ghosh, H.-K. Guo and K. Sinha, *Di-Higgs Production in the 4b Channel and Gravitational Wave Complementarity*, *JHEP* **03** (2020) 053 [1909.05268].
- [31] H.-J. He, J. Ren and W. Yao, *Probing new physics of cubic Higgs boson interaction via Higgs pair production at hadron colliders*, *Phys. Rev.* **D93** (2016) 015003 [1506.03302].
- [32] A. Alloul, B. Fuks and V. Sanz, *Phenomenology of the Higgs Effective Lagrangian via FEYNRULES*, *JHEP* **04** (2014) 110 [1310.5150].
- [33] A. Pierce, J. Thaler and L.-T. Wang, *Disentangling Dimension Six Operators through Di-Higgs Boson Production*, *JHEP* **05** (2007) 070 [hep-ph/0609049].
- [34] G. Buchalla, M. Capozzi, A. Celis, G. Heinrich and L. Scyboz, *Higgs boson pair production in non-linear Effective Field Theory with full m_t -dependence at NLO QCD*, *JHEP* **09** (2018) 057 [1806.05162].
- [35] ATLAS collaboration, *Combination of searches for Higgs boson pairs in pp collisions at $\sqrt{s}=13$ TeV with the ATLAS detector*, *Phys. Lett.* **B800** (2020) 135103 [1906.02025].
- [36] CMS collaboration, *Combination of searches for Higgs boson pair production in proton-proton collisions at $\sqrt{s}=13$ TeV*, *Phys. Rev. Lett.* **122** (2019) 121803 [1811.09689].
- [37] S. R. Dugad, P. Jain, S. Mitra, P. Sanyal and R. K. Verma, *The top threshold effect in the $\gamma\gamma$ production at the LHC*, *Eur. Phys. J.* **C78** (2018) 715 [1605.07360].
- [38] G. Cacciapaglia, A. Deandrea, L. Panizzi, N. Gaur, D. Harada and Y. Okada, *Heavy Vector-like Top Partners at the LHC and flavour constraints*, *JHEP* **03** (2012) 070 [1108.6329].
- [39] J. A. Aguilar-Saavedra, R. Benbrik, S. Heinemeyer and M. Pérez-Victoria, *Handbook of vectorlike quarks: Mixing and single production*, *Phys. Rev.* **D88** (2013) 094010 [1306.0572].
- [40] S. A. R. Ellis, R. M. Godbole, S. Gopalakrishna and J. D. Wells, *Survey of vector-like fermion extensions of the Standard Model and their phenomenological implications*, *JHEP* **09** (2014) 130 [1404.4398].

- [41] A. Angelescu, A. Djouadi and G. Moreau, *Scenarii for interpretations of the LHC diphoton excess: two Higgs doublets and vector-like quarks and leptons*, *Phys. Lett.* **B756** (2016) 126 [1512.04921].
- [42] A. Arhrib, R. Benbrik, S. J. D. King, B. Manaut, S. Moretti and C. S. Un, *Phenomenology of 2HDM with vectorlike quarks*, *Phys. Rev.* **D97** (2018) 095015 [1607.08517].
- [43] D. Barducci and L. Panizzi, *Vector-like quarks coupling discrimination at the LHC and future hadron colliders*, *JHEP* **12** (2017) 057 [1710.02325].
- [44] G. Cacciapaglia, H. Cai, A. Carvalho, A. Deandrea, T. Flacke, B. Fuks et al., *Probing vector-like quark models with Higgs-boson pair production*, *JHEP* **07** (2017) 005 [1703.10614].
- [45] A. Arhrib, R. Benbrik, J. El Falaki, M. Sampaio and R. Santos, *Pseudoscalar decays to gauge bosons at the LHC and at a future 100 TeV collider*, *Phys. Rev.* **D99** (2019) 035043 [1809.04805].
- [46] G. Cacciapaglia, A. Carvalho, A. Deandrea, T. Flacke, B. Fuks, D. Majumder et al., *Next-to-leading-order predictions for single vector-like quark production at the LHC*, *Phys. Lett.* **B793** (2019) 206 [1811.05055].
- [47] J. Song and Y. W. Yoon, *$W\gamma$ decay of the elusive charged Higgs boson in the two-Higgs-doublet model with vectorlike fermions*, *Phys. Rev.* **D100** (2019) 055006 [1904.06521].
- [48] L. Randall and R. Sundrum, *A Large mass hierarchy from a small extra dimension*, *Phys. Rev. Lett.* **83** (1999) 3370 [hep-ph/9905221].
- [49] H.-C. Cheng, B. A. Dobrescu and C. T. Hill, *Electroweak symmetry breaking and extra dimensions*, *Nucl. Phys.* **B589** (2000) 249 [hep-ph/9912343].
- [50] N. Arkani-Hamed, A. G. Cohen, E. Katz and A. E. Nelson, *The Littlest Higgs*, *JHEP* **07** (2002) 034 [hep-ph/0206021].
- [51] T. Han, H. E. Logan, B. McElrath and L.-T. Wang, *Loop induced decays of the little Higgs: $H \rightarrow \gamma \gamma$, gamma gamma*, *Phys. Lett.* **B563** (2003) 191 [hep-ph/0302188].
- [52] H.-C. Cheng, I. Low and L.-T. Wang, *Top partners in little Higgs theories with T-parity*, *Phys. Rev.* **D74** (2006) 055001 [hep-ph/0510225].
- [53] J. Kang, P. Langacker and B. D. Nelson, *Theory and Phenomenology of Exotic Isosinglet Quarks and Squarks*, *Phys. Rev.* **D77** (2008) 035003 [0708.2701].
- [54] C. Anastasiou, S. Buehler, E. Furlan, F. Herzog and A. Lazopoulos, *Higgs production cross-section in a Standard Model with four generations at the LHC*, *Phys. Lett.* **B702** (2011) 224 [1103.3645].
- [55] C. Anastasiou, C. Duhr, F. Dulat, E. Furlan, T. Gehrmann, F. Herzog et al., *High precision determination of the gluon fusion Higgs boson cross-section at the LHC*, *JHEP* **05** (2016) 058 [1602.00695].
- [56] G. C. Branco, P. M. Ferreira, L. Lavoura, M. N. Rebelo, M. Sher and J. P. Silva, *Theory and phenomenology of two-Higgs-doublet models*, *Phys. Rept.* **516** (2012) 1 [1106.0034].
- [57] P. M. Ferreira, J. F. Gunion, H. E. Haber and R. Santos, *Probing wrong-sign Yukawa couplings at the LHC and a future linear collider*, *Phys. Rev.* **D89** (2014) 115003 [1403.4736].

- [58] P. M. Ferreira, R. Guedes, M. O. P. Sampaio and R. Santos, *Wrong sign and symmetric limits and non-decoupling in 2HDMs*, *JHEP* **12** (2014) 067 [1409.6723].
- [59] A. Biswas and A. Lahiri, *Alignment, reverse alignment, and wrong sign Yukawa couplings in two Higgs doublet models*, *Phys. Rev.* **D93** (2016) 115017 [1511.07159].
- [60] S. K. Kang, Z. Qian, J. Song and Y. W. Yoon, *Confronting the fourth generation two Higgs doublet model with the phenomenology of heavy Higgs bosons*, *Phys. Rev.* **D98** (2018) 095025 [1810.05229].
- [61] D. Das, A. Kundu and I. Saha, *Higgs data does not rule out a sequential fourth generation with an extended scalar sector*, *Phys. Rev.* **D97** (2018) 011701 [1707.03000].
- [62] L.-B. Chen, H. T. Li, H.-S. Shao and J. Wang, *The gluon-fusion production of Higgs boson pair: N^3LO QCD corrections and top-quark mass effects*, 1912.13001.
- [63] S. Borowka, N. Greiner, G. Heinrich, S. P. Jones, M. Kerner, J. Schlenk et al., *Higgs Boson Pair Production in Gluon Fusion at Next-to-Leading Order with Full Top-Quark Mass Dependence*, *Phys. Rev. Lett.* **117** (2016) 012001 [1604.06447].
- [64] S. Borowka, N. Greiner, G. Heinrich, S. P. Jones, M. Kerner, J. Schlenk et al., *Full top quark mass dependence in Higgs boson pair production at NLO*, *JHEP* **10** (2016) 107 [1608.04798].
- [65] S. Borowka, G. Heinrich, S. Jahn, S. P. Jones, M. Kerner, J. Schlenk et al., *pySecDec: a toolbox for the numerical evaluation of multi-scale integrals*, *Comput. Phys. Commun.* **222** (2018) 313 [1703.09692].
- [66] G. Heinrich, S. P. Jones, M. Kerner, G. Luisoni and L. Scyboz, *Probing the trilinear Higgs boson coupling in di-Higgs production at NLO QCD including parton shower effects*, *JHEP* **06** (2019) 066 [1903.08137].
- [67] D. Wardrope, E. Jansen, N. Konstantinidis, B. Cooper, R. Falla and N. Norjoharuddeen, *Non-resonant Higgs-pair production in the $b\bar{b}b\bar{b}$ final state at the LHC*, *Eur. Phys. J.* **C75** (2015) 219 [1410.2794].
- [68] J. Chang, K. Cheung, J. S. Lee, C.-T. Lu and J. Park, *Higgs-boson-pair production $h(\rightarrow b\bar{b})h(\rightarrow \gamma\gamma)$ from gluon fusion at the hl-lhc and hl-100 tev hadron collider*, 1804.07130.
- [69] W. Yao, *Studies of measuring Higgs self-coupling with $HH \rightarrow b\bar{b}\gamma\gamma$ at the future hadron colliders*, in *Proceedings, 2013 Community Summer Study on the Future of U.S. Particle Physics: Snowmass on the Mississippi (CSS2013): Minneapolis, MN, USA, July 29-August 6, 2013*, 2013, 1308.6302, <http://www.slac.stanford.edu/econf/C1307292/docs/submittedArxivFiles/1308.6302.pdf>.
- [70] A. Papaefstathiou, L. L. Yang and J. Zurita, *Higgs boson pair production at the LHC in the $b\bar{b}W^+W^-$ channel*, *Phys. Rev.* **D87** (2013) 011301 [1209.1489].
- [71] J. H. Kim, K. Kong, K. T. Matchev and M. Park, *Probing the Triple Higgs Self-Interaction at the Large Hadron Collider*, *Phys. Rev. Lett.* **122** (2019) 091801 [1807.11498].
- [72] ATLAS collaboration, *Searches for Higgs boson pair production in the $hh \rightarrow b\bar{b}\tau\tau, \gamma\gamma WW^*, \gamma\gamma b\bar{b}, b\bar{b}b\bar{b}$ channels with the ATLAS detector*, *Phys. Rev.* **D92** (2015) 092004 [1509.04670].
- [73] ATLAS collaboration, *Search for Higgs boson pair production in the $b\bar{b}b\bar{b}$ final state from pp collisions at $\sqrt{s} = 8$ TeV with the ATLAS detector*, *Eur. Phys. J.* **C75** (2015) 412 [1506.00285].

- [74] ATLAS collaboration, *Search for pair production of Higgs bosons in the $b\bar{b}b\bar{b}$ final state using proton-proton collisions at $\sqrt{s} = 13$ TeV with the ATLAS detector*, *Phys. Rev.* **D94** (2016) 052002 [1606.04782].
- [75] ATLAS collaboration, *Search for pair production of Higgs bosons in the $b\bar{b}b\bar{b}$ final state using proton-proton collisions at $\sqrt{s} = 13$ TeV with the ATLAS detector*, *JHEP* **01** (2019) 030 [1804.06174].
- [76] CMS collaboration, *Search for a massive resonance decaying to a pair of Higgs bosons in the four b quark final state in proton-proton collisions at $\sqrt{s} = 13$ TeV*, *Phys. Lett.* **B781** (2018) 244 [1710.04960].
- [77] CMS collaboration, *Search for nonresonant Higgs boson pair production in the $b\bar{b}b\bar{b}$ final state at $\sqrt{s} = 13$ TeV*, *JHEP* **04** (2019) 112 [1810.11854].
- [78] ATLAS collaboration, *Search for non-resonant Higgs boson pair production in the $b\bar{b}\ell\nu\ell\nu$ final state with the ATLAS detector in pp collisions at $\sqrt{s} = 13$ TeV*, *Phys. Lett.* **B801** (2020) 135145 [1908.06765].
- [79] CMS collaboration, *Search for resonances decaying to a pair of Higgs bosons in the $b\bar{b}q\bar{q}'\ell\nu$ final state in proton-proton collisions at $\sqrt{s} = 13$ TeV*, *JHEP* **10** (2019) 125 [1904.04193].
- [80] ATLAS collaboration, *Search for resonant and non-resonant Higgs boson pair production in the $b\bar{b}\tau^+\tau^-$ decay channel in pp collisions at $\sqrt{s} = 13$ TeV with the ATLAS detector*, *Phys. Rev. Lett.* **121** (2018) 191801 [1808.00336].
- [81] ATLAS collaboration, *Search For Higgs Boson Pair Production in the $\gamma\gamma b\bar{b}$ Final State using pp Collision Data at $\sqrt{s} = 8$ TeV from the ATLAS Detector*, *Phys. Rev. Lett.* **114** (2015) 081802 [1406.5053].
- [82] ATLAS collaboration, *Search for Higgs boson pair production in the $\gamma\gamma b\bar{b}$ final state with 13 TeV pp collision data collected by the ATLAS experiment*, *JHEP* **11** (2018) 040 [1807.04873].
- [83] CMS collaboration, *Search for Higgs boson pair production in the $\gamma\gamma b\bar{b}$ final state in pp collisions at $\sqrt{s} = 13$ TeV*, *Phys. Lett.* **B788** (2019) 7 [1806.00408].
- [84] ATLAS collaboration, *Search for Higgs boson pair production in the $\gamma\gamma WW^*$ channel using pp collision data recorded at $\sqrt{s} = 13$ TeV with the ATLAS detector*, *Eur. Phys. J.* **C78** (2018) 1007 [1807.08567].
- [85] ATLAS collaboration, *Search for Higgs boson pair production in the $b\bar{b}WW^*$ decay mode at $\sqrt{s} = 13$ TeV with the ATLAS detector*, *JHEP* **04** (2019) 092 [1811.04671].
- [86] ATLAS collaboration, *Search for Higgs boson pair production in the $WW^{(*)}WW^{(*)}$ decay channel using ATLAS data recorded at $\sqrt{s} = 13$ TeV*, *JHEP* **05** (2019) 124 [1811.11028].
- [87] M. E. Peskin and T. Takeuchi, *Estimation of oblique electroweak corrections*, *Phys. Rev.* **D46** (1992) 381.
- [88] S. Dawson, E. Furlan and I. Lewis, *Unravelling an extended quark sector through multiple Higgs production?*, *Phys. Rev.* **D87** (2013) 014007 [1210.6663].
- [89] M. Grazzini, G. Heinrich, S. Jones, S. Kallweit, M. Kerner, J. M. Lindert et al., *Higgs boson pair production at NNLO with top quark mass effects*, *JHEP* **05** (2018) 059 [1803.02463].
- [90] K. Belotsky, D. Fargion, M. Khlopov, R. Konoplich and K. Shibaev, *Invisible Higgs boson*

decay into massive neutrinos of fourth generation, *Phys. Rev.* **D68** (2003) 054027 [[hep-ph/0210153](#)].

- [91] M. Carena, I. Low, N. R. Shah and C. E. M. Wagner, *Impersonating the Standard Model Higgs Boson: Alignment without Decoupling*, *JHEP* **04** (2014) 015 [[1310.2248](#)].
- [92] A. Celis, V. Ilisie and A. Pich, *LHC constraints on two-Higgs doublet models*, *JHEP* **07** (2013) 053 [[1302.4022](#)].
- [93] J. Bernon, J. F. Gunion, H. E. Haber, Y. Jiang and S. Kraml, *Scrutinizing the alignment limit in two-Higgs-doublet models: $m_h=125$ GeV*, *Phys. Rev.* **D92** (2015) 075004 [[1507.00933](#)].
- [94] S. Chang, S. K. Kang, J.-P. Lee and J. Song, *Higgs potential and hidden light Higgs scenario in two Higgs doublet models*, *Phys. Rev.* **D92** (2015) 075023 [[1507.03618](#)].
- [95] D. Das and I. Saha, *Search for a stable alignment limit in two-Higgs-doublet models*, *Phys. Rev.* **D91** (2015) 095024 [[1503.02135](#)].
- [96] S. L. Glashow and S. Weinberg, *Natural Conservation Laws for Neutral Currents*, *Phys. Rev.* **D15** (1977) 1958.
- [97] E. A. Paschos, *Diagonal Neutral Currents*, *Phys. Rev.* **D15** (1977) 1966.
- [98] M. Aoki, S. Kanemura, K. Tsumura and K. Yagyu, *Models of Yukawa interaction in the two Higgs doublet model, and their collider phenomenology*, *Phys. Rev.* **D80** (2009) 015017 [[0902.4665](#)].
- [99] A. Djouadi, *The Anatomy of electro-weak symmetry breaking. I: The Higgs boson in the standard model*, *Phys. Rept.* **457** (2008) 1 [[hep-ph/0503172](#)].
- [100] ATLAS collaboration, *Search for vector-like B quarks in events with one isolated lepton, missing transverse momentum and jets at $\sqrt{s} = 8$ TeV with the ATLAS detector*, *Phys. Rev.* **D91** (2015) 112011 [[1503.05425](#)].
- [101] ATLAS collaboration, *Search for production of vector-like quark pairs and of four top quarks in the lepton-plus-jets final state in pp collisions at $\sqrt{s} = 8$ TeV with the ATLAS detector*, *JHEP* **08** (2015) 105 [[1505.04306](#)].
- [102] ATLAS collaboration, *Search for the production of single vector-like and excited quarks in the Wt final state in pp collisions at $\sqrt{s} = 8$ TeV with the ATLAS detector*, *JHEP* **02** (2016) 110 [[1510.02664](#)].
- [103] ATLAS collaboration, *Search for single production of vector-like quarks decaying into Wb in pp collisions at $\sqrt{s} = 8$ TeV with the ATLAS detector*, *Eur. Phys. J.* **C76** (2016) 442 [[1602.05606](#)].
- [104] ATLAS collaboration, *Search for single production of a vector-like quark via a heavy gluon in the $4b$ final state with the ATLAS detector in pp collisions at $\sqrt{s} = 8$ TeV*, *Phys. Lett.* **B758** (2016) 249 [[1602.06034](#)].
- [105] ATLAS collaboration, *Search for pair production of vector-like top quarks in events with one lepton, jets, and missing transverse momentum in $\sqrt{s} = 13$ TeV pp collisions with the ATLAS detector*, *JHEP* **08** (2017) 052 [[1705.10751](#)].
- [106] ATLAS collaboration, *Search for pair production of heavy vector-like quarks decaying to high- p_T W bosons and b quarks in the lepton-plus-jets final state in pp collisions at $\sqrt{s} = 13$ TeV with the ATLAS detector*, *JHEP* **10** (2017) 141 [[1707.03347](#)].

- [107] ATLAS collaboration, *Search for pair production of up-type vector-like quarks and for four-top-quark events in final states with multiple b-jets with the ATLAS detector*, *JHEP* **07** (2018) 089 [1803.09678].
- [108] ATLAS collaboration, *Search for pair production of heavy vector-like quarks decaying into high- p_T W bosons and top quarks in the lepton-plus-jets final state in pp collisions at $\sqrt{s} = 13$ TeV with the ATLAS detector*, *JHEP* **08** (2018) 048 [1806.01762].
- [109] ATLAS collaboration, *Search for pair- and single-production of vector-like quarks in final states with at least one Z boson decaying into a pair of electrons or muons in pp collision data collected with the ATLAS detector at $\sqrt{s} = 13$ TeV*, *Phys. Rev.* **D98** (2018) 112010 [1806.10555].
- [110] ATLAS collaboration, *Search for pair production of heavy vector-like quarks decaying into hadronic final states in pp collisions at $\sqrt{s} = 13$ TeV with the ATLAS detector*, *Phys. Rev.* **D98** (2018) 092005 [1808.01771].
- [111] ATLAS collaboration, *Combination of the searches for pair-produced vector-like partners of the third-generation quarks at $\sqrt{s} = 13$ TeV with the ATLAS detector*, *Phys. Rev. Lett.* **121** (2018) 211801 [1808.02343].
- [112] CMS collaboration, *Search for top-quark partners with charge 5/3 in the same-sign dilepton final state*, *Phys. Rev. Lett.* **112** (2014) 171801 [1312.2391].
- [113] CMS collaboration, *Search for pair-produced vectorlike B quarks in proton-proton collisions at $\sqrt{s}=8$ TeV*, *Phys. Rev.* **D93** (2016) 112009 [1507.07129].
- [114] CMS collaboration, *Search for vector-like charge 2/3 T quarks in proton-proton collisions at $\sqrt{s} = 8$ TeV*, *Phys. Rev.* **D93** (2016) 012003 [1509.04177].
- [115] CMS collaboration, *Search for single production of a heavy vector-like T quark decaying to a Higgs boson and a top quark with a lepton and jets in the final state*, *Phys. Lett.* **B771** (2017) 80 [1612.00999].
- [116] CMS collaboration, *Search for electroweak production of a vector-like quark decaying to a top quark and a Higgs boson using boosted topologies in fully hadronic final states*, *JHEP* **04** (2017) 136 [1612.05336].
- [117] CMS collaboration, *Search for single production of vector-like quarks decaying to a Z boson and a top or a bottom quark in proton-proton collisions at $\sqrt{s} = 13$ TeV*, *JHEP* **05** (2017) 029 [1701.07409].
- [118] CMS collaboration, *Search for single production of vector-like quarks decaying into a b quark and a W boson in proton-proton collisions at $\sqrt{s} = 13$ TeV*, *Phys. Lett.* **B772** (2017) 634 [1701.08328].
- [119] CMS collaboration, *Search for pair production of vector-like T and B quarks in single-lepton final states using boosted jet substructure in proton-proton collisions at $\sqrt{s} = 13$ TeV*, *JHEP* **11** (2017) 085 [1706.03408].
- [120] CMS collaboration, *Search for single production of a vector-like T quark decaying to a Z boson and a top quark in proton-proton collisions at $\sqrt{s} = 13$ TeV*, *Phys. Lett.* **B781** (2018) 574 [1708.01062].
- [121] CMS collaboration, *Search for single production of a vector-like T quark decaying to tZ with CMS at $\sqrt{s} = 13$ TeV*, in *5th Large Hadron Collider Physics Conference (LHCP 2017) Shanghai, China, May 15-20, 2017*, 2017, 1708.03124.

- [122] ATLAS collaboration, *Search for pair production of a new heavy quark that decays into a W boson and a light quark in pp collisions at $\sqrt{s} = 8$ TeV with the ATLAS detector*, *Phys. Rev.* **D92** (2015) 112007 [[1509.04261](#)].
- [123] R. Barbieri, A. Pomarol, R. Rattazzi and A. Strumia, *Electroweak symmetry breaking after LEP-1 and LEP-2*, *Nucl. Phys.* **B703** (2004) 127 [[hep-ph/0405040](#)].
- [124] PARTICLE DATA GROUP collaboration, *Review of Particle Physics*, *Phys. Rev.* **D98** (2018) 030001.
- [125] J. Baglio, F. Campanario, S. Glaus, M. Mühlleitner, M. Spira and J. Streicher, *Gluon fusion into Higgs pairs at NLO QCD and the top mass scheme*, *Eur. Phys. J.* **C79** (2019) 459 [[1811.05692](#)].
- [126] J. Baglio, F. Campanario, S. Glaus, M. M. Mühlleitner, J. Ronca, M. Spira et al., *Higgs-Pair Production via Gluon Fusion at Hadron Colliders: NLO QCD Corrections*, [2003.03227](#).
- [127] J. Alwall, M. Herquet, F. Maltoni, O. Mattelaer and T. Stelzer, *MadGraph 5 : Going Beyond*, *JHEP* **06** (2011) 128 [[1106.0522](#)].
- [128] J. Alwall, R. Frederix, S. Frixione, V. Hirschi, F. Maltoni, O. Mattelaer et al., *The automated computation of tree-level and next-to-leading order differential cross sections, and their matching to parton shower simulations*, *JHEP* **07** (2014) 079 [[1405.0301](#)].
- [129] NNPDF collaboration, *Parton distributions for the LHC Run II*, *JHEP* **04** (2015) 040 [[1410.8849](#)].
- [130] T. Sjöstrand, S. Ask, J. R. Christiansen, R. Corke, N. Desai, P. Ilten et al., *An Introduction to PYTHIA 8.2*, *Comput. Phys. Commun.* **191** (2015) 159 [[1410.3012](#)].
- [131] DELPHES 3 collaboration, *DELPHES 3, A modular framework for fast simulation of a generic collider experiment*, *JHEP* **02** (2014) 057 [[1307.6346](#)].
- [132] M. Cacciari, G. P. Salam and G. Soyez, *The anti- k_t jet clustering algorithm*, *JHEP* **04** (2008) 063 [[0802.1189](#)].
- [133] M. Cacciari, G. P. Salam and G. Soyez, *FastJet User Manual*, *Eur. Phys. J.* **C72** (2012) 1896 [[1111.6097](#)].
- [134] ATLAS COLLABORATION collaboration, *Study of the double Higgs production channel $H(\rightarrow b\bar{b})H(\rightarrow \gamma\gamma)$ with the ATLAS experiment at the HL-LHC*, Tech. Rep. ATL-PHYS-PUB-2017-001, CERN, Geneva, Jan, 2017.
- [135] ATLAS COLLABORATION collaboration, *Measurement prospects of the pair production and self-coupling of the Higgs boson with the ATLAS experiment at the HL-LHC*, Tech. Rep. ATL-PHYS-PUB-2018-053, CERN, Geneva, Dec, 2018.
- [136] ATLAS COLLABORATION collaboration, *Expected performance for an upgraded ATLAS detector at High-Luminosity LHC*, Tech. Rep. ATL-PHYS-PUB-2016-026, CERN, Geneva, Oct, 2016.
- [137] *Expected performance of the ATLAS b-tagging algorithms in Run-2*, Tech. Rep. ATL-PHYS-PUB-2015-022, CERN, Geneva, Jul, 2015.