

Two-photon driven magnon-pair resonance as a signature of spin-nematic order

Masahiro Sato^{1,*} and Yoshitaka Morisaku¹

¹*Department of Physics, Ibaraki University, Mito, Ibaraki 310-8512, Japan*

(Dated: January 21, 2022)

We theoretically study the nonlinear magnetic resonance driven by intense laser or electromagnetic wave in a fully polarized frustrated magnet near a less-visible spin-nematic ordered phase. In general, both magnons and magnon pairs (two-magnon bound state) appear as the low-energy excitation in the saturated state of spin-nematic magnets. Their excitation energies are usually in the range between 10 gigahertz and 10 terahertz (THz). Magnon pairs with angular momentum $2\hbar$ can be excited by the simultaneous absorption of two photons, and such multi-photon processes occur if the applied THz laser is strong enough. We compute laser-driven magnetic dynamics of a frustrated four-spin system with both magnon (\hbar) and magnon-pair ($2\hbar$) like excitations which is analogous to a macroscopic frustrated magnet with a spin nematic phase. We estimate the required strength of magnetic field of laser for the realization of two photon absorption, taking into account dissipation effects with the Lindblad equation. We show that intense THz laser with ac magnetic field of 0.1-1.0 Tesla is enough to observe magnon-pair resonance.

Introduction.— Laser science and technology have progressed in the last decades, and stimulated the study of condensed matter and nonequilibrium physics because the progress makes it possible to observe or create a variety of excitations in solids, liquids, and so on. In recent years, the laser science in the regime of 0.1-10 terahertz (THz) [1–4] has strikingly developed and we can use THz laser pulses with intensity of 1 MV/cm (~ 0.3 Tesla). As a result, it is becoming possible to control magnetic excitations or textures with the laser because the photon energy in the THz range is comparable to that of magnetic excitations, especially, those of antiferromagnets [5]. Photo-induced magnetic phenomena have also been actively explored as the issues of magneto-optics [6] and spintronics [7]. Several groups have observed linear and nonlinear magnetic responses for THz laser or waves: For instance, large magnetic resonances driven by THz laser or wave [8, 9], high harmonic generation (HHG) induced by a THz laser pulse in an antiferromagnetic insulator [10], electro-magnon resonance driven by an electric-field of THz wave [11–13], dichroisms in a ferromagnet driven by THz vortex beam [14], etc. In addition, the ESR driven by electromagnetic waves in the range between 10 gigahertz (GHz) and 1.0 THz has been long studied [15–25]. Microscopic or quantum theories for magnetic dynamics driven by intense electromagnetic waves have also begun to develop: Floquet engineering in magnetic systems [26–30], control of exchange couplings in Mott insulators [31, 32], ultrafast creation or control of magnetic defects in chiral magnets [33–36], applications of topological light waves [37, 38], laser-driven spin current in magnetic insulators [39, 40], HHG in quantum spin systems [41], etc.

Motivated by these activities, in this paper, we theoretically consider how to detect a signature of less-visible spin nematic (quadrupolar) order in magnetic insulators with laser or electromagnetic wave. Spin nematic ordered phase [42–44] is the physical state with a spin quadrupo-

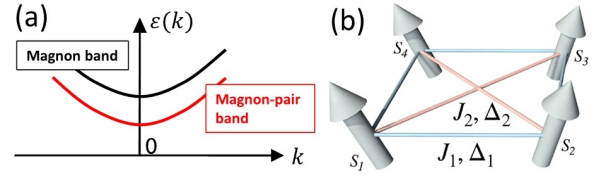


FIG. 1: (Color online) (a) Generic band structures of magnon and magnon pair in the field-driven fully polarized state of a frustrated magnet near a spin nematic phase [48]. (b) Frustrated four-spin model [see Eq. (1)].

lar order and without any spin dipolar (magnetic) order. Its order parameter is defined as an expectation value of tensor product of two spins. In the present work, we focus on the spin nematic order on S^x - S^y plane defined by $\langle S_r^+ S_{r'}^+ + S_r^- S_{r'}^- \rangle$, which accompanies the breaking of U(1) spin rotation symmetry around the S^z axis. It is important to inhibit usual spin order for the emergence of such spin nematic states and thereby frustrated magnets often become its nice candidate. Another point is that not only standard magnons but also magnon pairs (molecules of two magnons) [45–47] usually appear in field-induced fully polarized (i.e., ferromagnetic) states of spin nematic magnets [See Fig. 1(a) and Supplement Material [48]]. If the applied magnetic field is decreased and the magnon-pair band becomes lower than the energy of the saturated state, the Bose Einstein condensation (BEC) of magnon pairs occurs. The product of neighboring spins $S_r^- S_{r'}^-$ ($S_r^+ S_{r'}^+$) can be viewed as the creation (annihilation) operator of a magnon pair. In their BEC state, these operators have finite expectation values $\langle S_r^\pm S_{r'}^\pm \rangle \neq 0$ and therefore it means the emergence of a spin nematic order. This is a typical scenario of generating a spin nematic order.

Generally, it is quite difficult to detect a clear evidence for the spin nematic order compared to usual magnetic

orders because its detection requires a direct observation of a tensor product of two spins $\langle S_{\mathbf{r}}^+ S_{\mathbf{r}'}^+ + S_{\mathbf{r}}^- S_{\mathbf{r}'}^- \rangle$ or a four-point spin-nematic correlation function such as $\langle S_{\mathbf{r}}^+ S_{\mathbf{r}+\delta}^+ S_{\mathbf{0}}^- S_{\delta}^- \rangle$. For the spin-nematic quasi long-range ordered phase in one-dimensional magnets, it has been shown [49, 50] that NMR [51–55], neutron scattering spectra [56, 57], and spin Seebeck effect [58] are very useful to detect its signature, while clear experimental ways of detecting spin-nematic long-range orders have not been well established [59–61]. On the other hand, as we mentioned above, magnon-pair excitations almost always appear in the saturated state of spin-nematic magnets including both spin-nematic long-range and quasi long-range ordered phases. We here discuss a method of observing magnon pairs with intense laser or electromagnetic waves as a way of obtaining an indirect but strong evidence for spin nematic orders. Magnons and photons carry angular momentum \hbar , while magnon pairs have angular momentum $2\hbar$. Therefore, magnon pairs can be excited through two photon absorption and such multi-photon processes can be realized with sufficiently strong laser. We compute the time evolution of laser-driven spin dynamics in a frustrated nano spin model that is a mimicry of spin nematic magnets. We take into account the dissipation effect, which is quite important to estimate realistic spectra of magnon-pair resonance, by applying quantum master equation with Lindblad approximation. We show that magnon-pair resonance spectra can be detected with currently available THz laser or gigahertz (GHz) wave.

Model and method.— Here we define our model for studying the laser-driven spin dynamics. We focus on the frustrated four-spin model described by Fig. 1 (b). The Hamiltonian is given by

$$\mathcal{H}_0 = \sum_{j=1-4} (J_1 \mathbf{S}_j \cdot \mathbf{S}_{j+1} + \Delta_1 S_j^z S_{j+1}^z) - H S_{\text{tot}}^z + \sum_{j=1,2} (J_2 \mathbf{S}_j \cdot \mathbf{S}_{j+2} + \Delta_2 S_j^z S_{j+2}^z), \quad (1)$$

where \mathbf{S}_j is the electron spin- $\frac{1}{2}$ operator on j -th site ($j \bmod 4$), and $S_{\text{tot}}^\alpha = \sum_{j=1}^4 S_j^\alpha$ is the sum of four spins. Here, $J_{1,2}$ are the competing exchange interactions, $\Delta_{1,2}$ are the Ising anisotropy constants, and $H = g\mu_B h_0$ is the strength of Zeeman coupling for an applied static magnetic field h_0 (g is g factor and μ_B is Bohr magneton). This paper uses the unit of $\hbar = 1$. The eigenenergies and normalized eigenstates for \mathcal{H}_0 are respectively described as $\{E_n\}$ and $\{|\psi_n\rangle\}$ with $E_1 \leq E_2 \leq \dots \leq E_{16}$. It is shown that two-dimensional system consisting of weakly coupled four-spin models (1) exhibits a spin nematic order at $J_1/J_2 \sim -2$ [62]. The model (1) thereby may be regarded as a simple mimicry of a bulk spin-nematic magnet. Hereafter, we adopt $J_1 = -2.2$, $J_2 = 1$ and $\Delta_1 = \Delta_2 = 0.24$, in which the energy eigenstates are

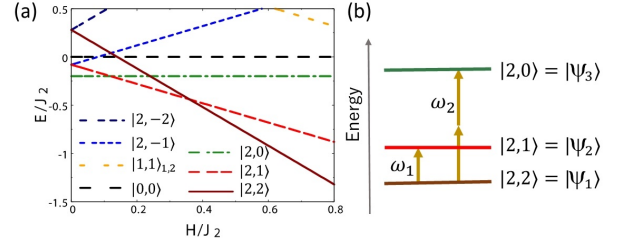


FIG. 2: (Color online) (a) Field (H) dependence of energy levels $|S_{\text{tot}}, M\rangle$ of the nano spin model (1) with $J_1 = -2.2$, $J_2 = 1$, and $\Delta_1 = \Delta_2 = 0.24$. (b) Low-energy level structure at a high field $H = 0.56$. $\omega_{1(2)}$ is the magnon (magnon pair) resonance frequency. The unit of $\hbar = 1$ is used.

classified as a spin quintet $|S_{\text{tot}}, S_{\text{tot}}^z\rangle = |2, M\rangle$, three spin triplets $|1, M\rangle_p$, and two spin singlets $|0, 0\rangle_q$ ($p = 1, 2, 3$ and $q = 1, 2$). As we show later, a finite anisotropy $\Delta_{1,2}$ generates a difference between resonant frequencies of magnon and magnon pair. The details of $\{|\psi_n\rangle\}$ and $\{E_n\}$ are explained in Supplementary Material [48].

Figure 2 (a) shows the field dependence of energy levels in the low-energy range. Since we consider the fully polarized state and magnon-pair like excitations in the model (1), we set $H = 0.56$, in which the ground state is fully polarized ($S_{\text{tot}}^z = 2$) as shown in Fig. 2 (a). Then we calculate the spin dynamics under the application of intense THz laser or electromagnetic wave. The ac Zeeman coupling is given by $\mathcal{H}_{\text{cp}}(t) = \frac{A}{2}(e^{-i\omega t} S_{\text{tot}}^+ + e^{+i\omega t} S_{\text{tot}}^-)$ for a circularly polarized laser and $\mathcal{H}_{\text{lp}}(t) = A \cos(\omega t) S_{\text{tot}}^x = \frac{A}{2} \cos(\omega t)(S_{\text{tot}}^+ + S_{\text{tot}}^-)$ for a linearly polarized one. ω is the angular frequency of laser, $A = g\mu_B h_{\text{ac}}$ denotes the amplitude of magnetic field of laser and $S_{\text{tot}}^\pm = S_{\text{tot}}^x \pm iS_{\text{tot}}^y$. The ac electric field is negligible since the THz photon energy is usually much smaller than the charge gap of magnets.

To see the time evolution of the nano magnet with ac Zeeman coupling, we numerically solve the quantum master equation for density matrix $\rho(t)$ [63–66],

$$\begin{aligned} \dot{\rho}(t) = & -i[\mathcal{H}(t), \rho(t)] \\ & + \sum_{j=2}^{16} [N(\omega_j) + 1] \left(L_j \rho(t) L_j^\dagger - \frac{1}{2} \{ L_j^\dagger L_j, \rho(t) \} \right) \\ & + \sum_{j=2}^{16} N(\omega_j) \left(L_j^\dagger \rho(t) L_j - \frac{1}{2} \{ L_j L_j^\dagger, \rho(t) \} \right), \quad (2) \end{aligned}$$

with the fourth-order Runge-Kutta method. The first line of the r.h.s. represents the dynamics driven by the Hamiltonian $\mathcal{H}(t) = \mathcal{H}_0 + \mathcal{H}_{\text{cp}}(t)$ (or $\mathcal{H}_0 + \mathcal{H}_{\text{lp}}(t)$), while the second and third lines give a so-called Lindblad type dissipation. The Lindblad (jump) operator $L_j = \sqrt{\gamma} |\psi_{j-1}\rangle \langle \psi_j|$ and γ is the coupling constant between the system and environment. The value of \hbar/γ

is the typical time of relaxation. If there is a degeneracy $E_{j-1} = E_j$, we modify the jump operators as $L_{j-1} = \sqrt{\gamma/2}|\psi_{j-2}\rangle(\langle\psi_{j-1}| + \langle\psi_j|)$, $L_j = 0$ and $L_{j+1} = \sqrt{\gamma/2}(|\psi_{j-1}\rangle + |\psi_j\rangle)\langle\psi_{j+1}|$. We set $N(\omega_j) = 1/(e^{\omega_j/(k_B T)} - 1)$ with $\omega_j = E_j - E_{j-1}$ so that the system relaxes to the equilibrium state of \mathcal{H}_0 at temperature T .

A many-spin model with a spin nematic phase is surely superior to the nano spin model (1) for the purpose of studying magnon-pair resonance. However, there are at least three reasons why the model (1) is expected to capture the essential aspect of a magnon-pair resonance in bulk systems. Firstly, the diffraction limit (\sim wave length) of THz laser is much larger than the lattice space of magnets and therefore only magnetic excitations around wave number $\mathbf{k} = \mathbf{0}$ are relevant for laser application. Even bulk magnets have only a few discrete modes around $\mathbf{k} = \mathbf{0}$ [22–25] and excited states in the model (1) may be viewed as analogs of these $\mathbf{k} = \mathbf{0}$ modes. Secondly, positions of two magnons in a single magnon pair are quite close to each other [44, 45] because the attractive force between two magnons stems from short-range exchanges. Therefore, excited states with two (one) down spins in the model (1) are analogous to those with a magnon-pair (magnon) in a bulk magnet. The third point, which is most important, is that one can practically take the dissipation effect into account within the Lindblad approximation if the spin system is small enough. For the analysis of realistic magnetic-resonance spectra, small interactions breaking spin conservation and the spin-bath coupling (e.g., magnetic anisotropies, dipole interaction, spin-phonon coupling, etc.) are important rather than many-body effects. In fact, observed ESR spectrum shapes of nano magnets [67–69] are often similar to those of bulk magnets [22–25]. The Lindblad term phenomenologically describes the effect of such small interactions and makes the system relax to the equilibrium state. For correlated many-spin systems, even finding energy eigenstates is difficult and treating the dissipation effect in such bulk systems is a massively hard task. Moreover, if we continuously apply laser to an isolated many-spin system decoupled to environment, the system is generally heated up. From these arguments, we discuss a magnon-pair resonance by using the model (1) with the quantum master equation (2). The analysis of spin dynamics in dissipative *many-spin* systems is left to a future issue.

We note that the magnon-pair band is sometimes located around wave number $k^\alpha = \pi$ ($\alpha = x, y$, or z) in *antiferromagnetic* spin-nematic magnets [44–47, 49, 50]. Magnon pairs on such a band seem not to be coupled to applied THz or GHz electromagnetic waves. However, even in those cases, if the crystal symmetry is low enough and the unit cell includes multiple magnetic ions (e.g., due to dimerization), the usual ac Zeeman coupling

of THz laser can excite magnon pairs. In addition, if a magnetoelectric coupling [70] exists in the spin-nematic magnets, excitations around $k^\alpha = \pi$ can be often created with laser [11–13, 28, 29].

Analysis and results.— Based on the master equation (2), we study laser-driven magnetic resonance in the model (1) with $J_1 = -2.2$, $J_2 = 1$, $\Delta_1 = \Delta_2 = 0.24$, and $H = 0.56$. We consider the low temperature range of $k_B T \lesssim 0.1$. The initial state at $t = 0$ is set to be a polarized equilibrium state with a temperature T and then we add the ac Zeeman coupling \mathcal{H}_{cp} or \mathcal{H}_{lp} . The Lindblad term helps the laser-driven system to return to the equilibrium state at T . From the low-energy levels of Eq. (1) shown in Fig. 2, one sees that $|\psi_1\rangle$, $|\psi_2\rangle$, and $|\psi_3\rangle$ have $S_{\text{tot}}^z = 2, 1$, and 0 , respectively. Therefore, we may view $|\psi_2\rangle$ and $|\psi_3\rangle$ as magnon and magnon-pair states, respectively. As we mentioned, magnons (magnon-pairs) can be resonantly excited by single photon (two photons). Thus the frequency of the magnon resonance is given by $\omega_1 = E_2 - E_1 = H - 1.5\Delta_1 = 0.2$, while that of magnon-pair resonance is $\omega_2 = (E_3 - E_1)/2 = H - \Delta_1 = 0.32$, as shown in Fig. 2(b). We will consider the range of laser frequency ω including these resonant values ω_1 and ω_2 . We note that $\omega_2 - \omega_1 = 0.12$ is much smaller than $J_2 = 1$ and it means that our set up imposes a tough condition to distinguish two resonance peaks.

One can numerically calculate the expectation value of any operator \mathcal{O} at arbitrary time t from the density matrix $\rho(t)$: $\langle\mathcal{O}(t)\rangle = \text{Tr}[\mathcal{O}\rho(t)]$. Here, we concentrate on the magnetization change between the initial state and the nonequilibrium steady one [66] which is realized by waiting for a long time from the beginning of laser application. Namely, we compute $\Delta S^z = \langle S_{\text{tot}}^z \rangle_{\text{neq}} - \langle S_{\text{tot}}^z \rangle_{\text{eq}}$, where

$$\langle S_{\text{tot}}^z \rangle_{\text{neq}} = \frac{1}{\tau_0} \int_{\tau}^{\tau+\tau_0} dt \langle S_{\text{tot}}^z(t) \rangle \quad (3)$$

and $\langle S_{\text{tot}}^z \rangle_{\text{eq}}$ is the initial value of $\langle S_{\text{tot}}^z \rangle$ at a fixed $k_B T$. Here, τ and τ_0 are set to be sufficiently larger than the relaxation time \hbar/γ and the period $2\pi/\omega$ of laser, respectively. The integration of Eq. (3) is necessary to eliminate the small fluctuation of $\langle S_{\text{tot}}^z(t) \rangle$, especially, in the case of linearly polarized laser. A large $|\Delta S^z|$ indicates a large precession motion (i.e., a large oscillation of transverse magnetization) driven by laser [15] and it means that the system efficiently absorbs photons. Therefore, we can use $|\Delta S^z|$ as an index of the observability of magnon-pair resonances.

The relaxation time of electron spins in solids is usually from pico to nano seconds [6, 19–21, 71–76]. The current THz-laser technique enables us to utilize intense THz laser pulses with a few Tesla, which corresponds to a few MV/cm [1–4]. For the reality, we hence consider the range of $\gamma \sim 0.01J_2 - 0.1J_2$ and $A/J_2 \lesssim 0.1$ in the numerical calculation of ΔS^z : For instance, for $J_2/k_B = 10$

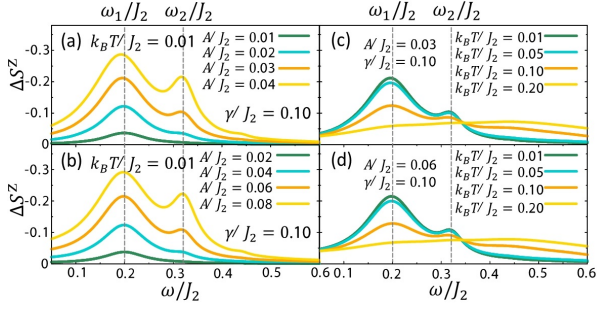


FIG. 3: (Color online) Spectra $\Delta S^z(\omega)$ for different values of laser strength or temperature in the case of circularly polarized laser (a)(c) and linearly polarized laser (b)(d). Parameters are set to be $J_1 = -2.2$, $J_2 = 1$, $\Delta_1 = \Delta_2 = 0.24$, and $H = 0.56$. Dotted lines denote the resonant positions at $\omega = \omega_1$ and ω_2 .

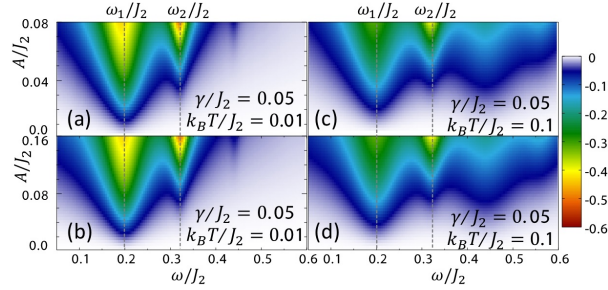


FIG. 4: (Color online) Laser-strength A and frequency ω dependences of the spectra $\Delta S^z(\omega)$ in the case of circularly polarized laser (a)(c) and linearly polarized one (b)(d). We set $J_1 = -2.2$, $J_2 = 1$, $\Delta_1 = \Delta_2 = 0.24$, and $H = 0.56$. Dotted lines denote the resonant positions at $\omega = \omega_1$ and ω_2 .

[K] (50 [K]), $\gamma = 0.05J_2$ and $A = 0.05J_2$ respectively correspond to the relaxation time $\hbar/\gamma \simeq 15.2$ [ps] (3.0 [ps]) and the ac magnetic field $h_{ac} \simeq 0.37$ (1.86) Tesla.

Figure 3 depicts computed $\Delta S^z(\omega)$ as a function of ω , changing the laser strength A or temperature T . We find that when the laser is weak in low T , only the magnon resonance at $\omega = \omega_1$ is clearly observed (this corresponds to the standard magnetic resonance), while magnon-pair peaks gradually grow up with increase of A . One sees that magnon-pair peaks become visible for $A \gtrsim 0.03J_2$ ($A \gtrsim 0.06J_2$) in the case of circularly (linearly) polarized laser. Therefore the result of Fig. 3 indicates that the magnon-pair resonance can be observed with an available strong laser or electromagnetic wave. Figure 4 shows the laser-induced magnetization ΔS^z for both circularly- and linearly-polarized lasers in a large range of (A, ω) . This figure also tells us that magnon-pair peaks at $\omega = \omega_2$ become visible if the applied wave is strong enough.

To more quantitatively see the required intensity of the laser, we show the laser-strength dependence of ΔS^z at the resonant points $\omega = \omega_1$ and ω_2 in Fig. 5. We find that the magnon-resonance peak almost linearly in-

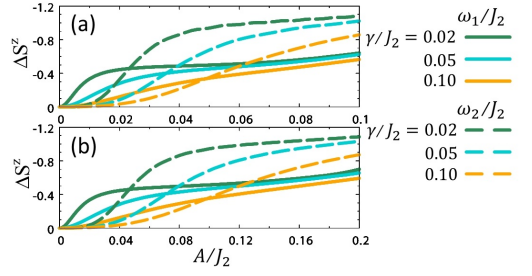


FIG. 5: (Color online) Laser strength dependence of the difference $\Delta S^z(\omega)$ at the resonant points $\omega = \omega_1$ and ω_2 for (a) circularly and (b) linearly polarized laser. We use the parameters $J_1 = -2.2$, $J_2 = 1$, $\Delta_1 = \Delta_2 = 0.24$, $H = 0.56$, and $k_B T = 0.01$.

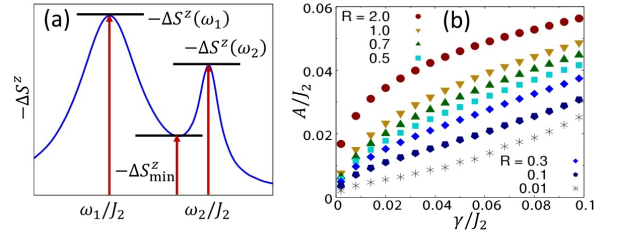


FIG. 6: (Color online) (a) Definition of ΔS^z_{\min} . (b) Contour line of the ratio R of Eq. (4) in $(\gamma/J_2, A/J_2)$ space in the case of circularly polarized laser. We again set $J_1 = -2.2$, $J_2 = 1$, $\Delta_1 = \Delta_2 = 0.24$, $H = 0.56$, and $k_B T = 0.01$. We also obtain a similar contour line in the case of linearly polarized laser.

creases with A , especially, in a weak dissipation regime, whereas the magnon-pair peak exhibits a nonlinear increase in terms of A . Moreover, the magnon-pair peak becomes comparable to the magnon one if A is sufficiently strong ($A \gtrsim 0.01J_2 - 0.05J_2$).

Finally, we introduce another index for the visibility of magnon-pair resonances. As shown in Fig. 6(a), we first define $-\Delta S^z_{\min}$ as the minimum value of $|\Delta S^z(\omega)|$ in the range between $\omega = \omega_1$ and ω_2 . Using it, let us consider the following quantity

$$R(\omega_1, \omega_2) = \frac{\Delta S^z(\omega_2) - \Delta S^z_{\min}}{\Delta S^z(\omega_1) - \Delta S^z_{\min}}. \quad (4)$$

A sufficient large R means a high possibility of detecting the magnon-pair peak in real experiment. Figure 6(b) draws the contour curve of R in (γ, A) space, and it clearly indicates that a large laser strength A and a small dissipation constant γ are better for the observation of magnon-pair resonance. If we assume that $R > 0.1$ is the necessary condition about the observation of the magnon-pair peak, Fig. 6(b) implies that the peak can be observed in the region of $A \gtrsim 0.3\gamma$.

From Figs. 3-6, we conclude that one can observe not only magnon but also magnon-pair resonances in fully-

polarized states of spin-nematic magnets if the laser intensity reaches $h_{ac} \sim 0.1 - 1.0$ Tesla and the resonant point $\omega_{1,2}$ are sufficiently separated.

Conclusions.— In summary, we theoretically discussed the observability of magnon-pair resonance in fully-polarized states of spin-nematic magnets. We compute the laser-driven spin dynamics in the frustrated nano spin model of Eq. (1), which is analogous to a bulk spin-nematic magnet, by applying the Lindblad equation. Our calculation strongly indicates that a currently available intense laser with $h_{ac} \lesssim 1$ Tesla is enough to observe magnon-pair resonances. Besides spin-nematic or nano magnets, bound states of magnons also emerge in a class of frustrated or low-dimensional quantum magnets [77, 78]. Our estimation of the required laser strength for magnon-pair resonances would be applicable to such magnets.

We thank Satoshi Aizawa, Nobuo Furukawa, and Yusuke Yoshimoto for the discussion at the early stage of the present study. We also thank Y. Yoshimoto for drawing Fig. 1(b) and Shunsuke C. Furuya for the discussion about ESR. M. S. is supported by JSPS KAKENHI (Grant No. 17K05513 and No. 20H01830) and a Grant-in-Aid for Scientific Research on Innovative Areas “Quantum Liquid Crystals” (Grant No. JP19H05825).

* Electronic address: masahiro.sato.phys@vc.ibaraki.ac.jp

- [1] H. Hirori, A. Doi, F. Blanchard, and K. Tanaka, *Appl. Phys. Lett.* **98**, 91106 (2011).
- [2] M. Sato, T. Higuchi, N. Kanda, K. Konishi, K. Yoshioka, T. Suzuki, K. Misawa and M. Kuwata-Gonokami, *Nat. Photo.* **7**, 724 (2013).
- [3] S. S. Dhillon, M. S. Vitiello, E. H. Linfield, A. G. Davies, M. C. Hoffmann, J. Booske, C. Paoloni, M. Gensch, P. Weightman, G. P. Williams, E. Castro-Camus, D. R. S. Cumming, F. Simoens, I. Escorcia-Carranza, J. Grant, S. Lucyszyn, M. Kuwata-Gonokami, K. Konishi, M. Koch, C. A. Schmuttenmaer *et al.*, *J. Phys. D: Appl. Phys.* **50**, 43001 (2017).
- [4] B. Liu, H. Bromberger, A. Cartella, T. Gebert, M. Först, and A. Cavalleri, *Opt. Lett.* **42**, 129 (2017).
- [5] P. Némec, M. Fiebig, T. Kampfrath and A. V. Kimel, *Nature Phys.* **14**, 229 (2018).
- [6] A. Kirilyuk, A. V. Kimel, and T. Rasing, *Rev. Mod. Phys.* **82**, 2731 (2010).
- [7] *Spin Current*, edited by S. Maekawa, S. O. Valenzuela, E. Saitoh, and T. Kimura (Oxford University Press, Oxford, England, 2012).
- [8] Y. Mukai, H. Hirori, T. Yamamoto, H. Kageyama, and K. Tanaka, *New J. Phys.* **18**, 13045 (2016).
- [9] S. Baierl, J. H. Mentink, M. Hohenleutner, L. Braun, T.-M. Do, C. Lange, A. Sell, M. Fiebig, G. Woltersdorf, T. Kampfrath, and R. Huber, *Phys. Rev. Lett.* **117**, 197201 (2016).
- [10] J. Lu, X. Li, H. Y. Hwang, B. K. Ofori-Okai, T. Kurihara, T. Suemoto, and K. A. Nelson, *Phys. Rev. Lett.* **118**, 207204 (2017).
- [11] A. Pimenov, A. A. Mukhin, V. Y. Ivanov, V. D. Travkin, A. M. Balbashov, and A. Loidl, *Nat. Phys.* **2**, 97 (2006).
- [12] Y. Takahashi, R. Shimano, Y. Kaneko, H. Murakawa, and Y. Tokura, *Nat. Phys.* **8**, 121 (2011).
- [13] T. Kubacka, J. A. Johnson, M. C. Hoffmann, C. Vicario, S. de Jong, P. Beaud, S. Grubel, S.-W. Huang, L. Huber, L. Patthey, Y.-D. Chuang, J. J. Turner, G. L. Dakovski, W.-S. Lee, M. P. Minitti, W. Schlotter, R. G. Moore, C. P. Hauri, S. M. Koohpayeh, V. Scagnoli, G. Ingold, S. L. Johnson, and U. Staub, *Science* **343**, 1333 (2014).
- [14] A. A. Sirenko, P. Marsik, C. Bernhard, T. N. Stanislavchuk, V. Kiryukhin, and S.-W. Cheong, *Phys. Rev. Lett.* **122**, 237401 (2019).
- [15] C. P. Slichter, *Principles of Magnetic Resonance*, (Springer, 1989).
- [16] R. Kubo and K. Tomita, *J. Phys. Soc. Jpn.* **9**, 888 (1954).
- [17] H. Mori and K. Kawasaki, *Prog. Theo. Phys.* **28**, 971 (1962).
- [18] P. M. Richards and M. B. Salamon, *Phys. Rev. B* **9**, 32 (1974).
- [19] M. Oshikawa and I. Affleck, *Phys. Rev. Lett.* **82**, 5136 (1999).
- [20] M. Oshikawa and I. Affleck, *Phys. Rev. B* **65**, 134410 (2002).
- [21] S. C. Furuya and M. Sato, *J. Phys. Soc. Jpn.* **84**, 033704 (2015).
- [22] H. Nojiri, H. Kageyama, Y. Ueda and M. Motokawa, *J. Phys. Soc. Jpn.* **72**, 3243 (2003).
- [23] H. Tanaka, T. Ono, S. Maruyama, S. Teraoka, K. Nagata, H. Ohta, S. Okubo, S. Kimura, T. Kambe, H. Nojiri and M. Motokawa, *J. Phys. Soc. Jpn.* **72**, 84 (2003).
- [24] A. I. Smirnov, K. Y. Povarov, S. V. Petrov, and A. Y. Shapiro, *Phys. Rev. B* **85**, 184423 (2012).
- [25] S. A. Zvyagin, M. Ozerov, D. Kamenskyi, J. Wosnitza, J. Krzystek, D. Yoshizawa, M. Hagiwara, R. Hu, H. Ryu, C. Petrovic, and M. E. Zhitomirsky, *New J. Phys.* **17**, 113059 (2015).
- [26] S. Takayoshi, H. Aoki, and T. Oka, *Phys. Rev. B* **90**, 085150 (2014).
- [27] S. Takayoshi, M. Sato, and T. Oka, *Phys. Rev. B* **90**, 214413 (2014).
- [28] M. Sato, Y. Sasaki, and T. Oka, arXiv:1404.2010.
- [29] M. Sato, S. Takayoshi, and T. Oka, *Phys. Rev. Lett.* **117**, 147202 (2016).
- [30] S. Higashikawa, H. Fujita, and M. Sato, arXiv:1810.01103.
- [31] J. H. Mentink, K. Balzer, and M. Eckstein, *Nature Commun.* **6**, 6708 (2015).
- [32] K. Takasan, and M. Sato, *Phys. Rev. B* **100**, 060408(R) (2019).
- [33] M. Mochizuki and N. Nagaosa, *Phys. Rev. Lett.* **105**, 147202 (2010).
- [34] W. Koshibae and N. Nagaosa, *Nature Commun.* **5**, 5148 (2014).
- [35] H. Fujita, and M. Sato, *Phys. Rev. B* **95**, 054421 (2017).
- [36] H. Fujita, and M. Sato, *Phys. Rev. B* **96**, 060407(R) (2017).
- [37] H. Fujita, and M. Sato, *Sci. Rep.* **8**, 15738 (2018).
- [38] H. Fujita, Y. Tada, and M. Sato, *New J. Phys.* **21**, 073010 (2019).
- [39] H. Ishizuka and M. Sato, *Phys. Rev. Lett.* **122**, 197702 (2019).
- [40] H. Ishizuka and M. Sato, *Phys. Rev. B* **100**, 224411 (2019).

- (2019).
- [41] T. N. Ikeda and M. Sato, Phys. Rev. B **100**, 214424 (2019).
 - [42] A. V. Chubukov, Phys. Rev. B **44**, 4693(R) (1991).
 - [43] K. Penc and A. M. L'áuchli, *Introduction to Frustrated Magnetism*, edited by C. Lacroix, P. Mendels, and F. Mila (Springer, Berlin, 2011), p. 331.
 - [44] N. Shannon, T. Momoi, and P. Sindzingre, Phys. Rev. Lett. **96**, 027213 (2006).
 - [45] L. Kecke, T. Momoi, and A. Furusaki, Phys. Rev. B **76**, 060406(R) (2007).
 - [46] H. T. Ueda and K. Totsuka, Phys. Rev. B **80**, 014417 (2009).
 - [47] M. E. Zhitomirsky and H. Tsunetsugu, Europhys. Lett. **92**, 37001 (2010).
 - [48] See Supplementary Material.
 - [49] M. Sato, T. Momoi, and A. Furusaki, Phys. Rev. B **79**, 060406(R) (2009).
 - [50] M. Sato, T. Hikihara, and T. Momoi, Phys. Rev. B **83**, 064405 (2011).
 - [51] K. Nawa, M. Takigawa, M. Yoshida, and K. Yoshimura, J. Phys. Soc. Jpn. **82**, 094709 (2013).
 - [52] N. B'üttgen, K. Nawa, T. Fujita, M. Hagiwara, P. Kuhns, A. Prokofiev, A. P. Reyes, L. E. Svistov, K. Yoshimura, and M. Takigawa, Phys. Rev. B **90**, 134401 (2014).
 - [53] K. Matsui, A. Yagi, Y. Hoshino, S. Atarashi, M. Hase, T. Sasaki, and T. Goto, Phys. Rev. B **96**, 220402(R) (2017).
 - [54] K. Nawa, M. Yoshida, M. Takigawa, Y. Okamoto, and Z. Hiroi, Phys. Rev. B **96**, 174433 (2017).
 - [55] H.-J. Grafe, S. Nishimoto, M. Iakovleva, E. Vavilova, L. Spillecke, A. Alfonsov, M.-I. Sturza, S. Wurmehl, H. Nojiri, H. Rosner, J. Richter, U. K. R'ößler, S.-L. Drechsler, V. Kataev, and B. B'uchner, Sci. Rep. **7**, 6720 (2017).
 - [56] T. Masuda, M. Hagihala, Y. Kondoh, K. Kaneko, and N. Metoki, J. Phys. Soc. Jpn. **80**, 113705 (2011).
 - [57] M. Mourigal, M. Enderle, B. Fak, R. K. Kremer, J. M. Law, A. Schneidewind, A. Hiess, and A. Prokofiev, Phys. Rev. Lett. **109**, 027203 (2012).
 - [58] D. Hirobe, M. Sato, M. Hagihala, Y. Shiomi, T. Masuda, and E. Saitoh, Phys. Rev. Lett. **123**, 117202 (2019).
 - [59] R. Shindou, S. Yunoki, and T. Momoi, Phys. Rev. B **87**, 054429 (2013).
 - [60] A. Smerald and N. Shannon, Phys. Rev. B **88**, 184430 (2013).
 - [61] S. C. Furuya and T. Momoi, Phys. Rev. B **97**, 104411 (2018).
 - [62] H. T. Ueda and K. Totsuka, Phys. Rev. B **76**, 214428 (2007).
 - [63] H.-P. Breuer and F. Petruccione, *The Theory of Open Quantum Systems* (Oxford University Press, Oxford, 2007).
 - [64] G. Lindblad, Commun. Math. Phys. **48**, 119 (1976).
 - [65] V. Gorini, A. Kossakowski, and E.C.G. Sudarshan, J. Math. Phys. **17**, 821 (1976).
 - [66] T. N. Ikeda, and M. Sato, Sci. Adv. **6**, eabb4019 (2020).
 - [67] A. L. Barra, D. Gatteschi and R. Sessoli, Phys. Rev. B **56**, 8192 (1997).
 - [68] K.-Y. Choi, Y. H. Matsuda, H. Nojiri, U. Kortz, F. Hussain, A. C. Stowe, C. Ramsey, and N. S. Dalal, Phys. Rev. Lett. **96**, 107202 (2006).
 - [69] H. Nojiri and Z. W. Ouyang, Terahertz Sci. Tech. **5**, 1 (2012).
 - [70] Y. Tokura, S. Seki, and N. Nagaosa, Rep. Prog. Phys. **77**, 076501 (2014).
 - [71] E. Beaurepaire, J.-C. Merle, A. Daunois, and J.-Y. Bigot, Phys. Rev. Lett. **76**, 4250 (1996).
 - [72] B. Koopmans, M. van Kampen, J. T. Kohlhepp, and W. J. M. de Jonge, Phys. Rev. Lett. **85**, 844 (2000).
 - [73] E. A. Mashkovich, K. A. Grishunin, R. V. Mikhaylovskiy, A. K. Zvezdin, R. V. Pisarev, M. B. Strugatsky, P. C. M. Christianen, Th. Rasing, and A. V. Kimel, Phys. Rev. Lett. **123**, 157202 (2019).
 - [74] C. Tzschaschel, T. Satoh, and M. Fiebig, Nature Comm. **10**, 3995 (2019).
 - [75] K. Lenz, H. Wende, W. Kuch, K. Baberschke, K. Nagy and A. Jánosy, Phys. Rev. B **73**, 144424 (2006).
 - [76] C. Vittoria, S. D. Yoon, and A. Widom, Phys. Rev. B **81**, 014412 (2010).
 - [77] *Introduction to Frustrated Magnetism*, edited by C. Lacroix, P. Mendels, and F. Mila (Springer, Berlin, 2011),
 - [78] A. O. Gogolin, A. A. Nersesyan, and A. M. Tsvelik, *Bosonization and Strongly Correlated Systems* (Cambridge University Press, 2008).

Supplemental Material: Two-photon driven magnon-pair resonance as a signature of spin-nematic order

Masahiro Sato¹ and Yoshitaka Morisaku²

^{1,2}*Department of Physics, Ibaraki University, Mito, Ibaraki 310-8512, Japan*

FULLY POLARIZED STATES OF SPIN NEMATIC MAGNETS

Here, we shortly review a few universal features of field-driven fully polarized states in spin-nematic magnets. As we mentioned in the main text, in addition to usual magnons, magnon-pair excitations (two-magnon bound states) generally appear in the fully polarized states of a broad class of spin-nematic magnets. For simplicity, we assume that both magnon and magnon-pair bands are located around the wave-number vector $\mathbf{k} = \mathbf{0}$, as shown in Fig. 1(a) of the main text. In the vicinity of the band bottoms, magnon and magnon-pair bands, $\epsilon_1(\mathbf{k})$ and $\epsilon_2(\mathbf{k})$, can be approximated by

$$\epsilon_1(\mathbf{k}) = A_1 \mathbf{k}^2 + g\mu_B \hbar (h - h_{c1}), \quad (\text{S1})$$

$$\epsilon_2(\mathbf{k}) = A_2 \mathbf{k}^2 + 2g\mu_B \hbar (h - h_{c2}), \quad (\text{S2})$$

where $g > 0$, μ_B , and h are the g factor, Bohr magneton, and the applied static magnetic field, respectively. The first term $A_{1,2} \mathbf{k}^2$ of $\epsilon_{1,2}(\mathbf{k})$ denotes the quadratic dispersion, while the second term represents the Zeeman energy. The symbol h_{c1} (h_{c2}) is the critical field of magnons (magnon pairs), and the energy bands are well defined only in the range of $h > h_{c1,c2}$. The point is that the Zeeman energy of magnon pairs is twice larger than that of magnons because magnon pairs consist of two of down spins. From this nature, one can control the distance between two bands by tuning the magnitude of the static field h . In the main text, we have focused on a tough condition where magnon resonance frequency ω_1 is very close to that of magnon pairs, ω_2 . The above nature of the Zeeman energy also tells us that one can control the difference $\Delta\omega = \omega_2 - \omega_1$ by varying the value of h .

If the magnetic field h decreases down to h_{c1} (h_{c2}), $\epsilon_1(\mathbf{k} = \mathbf{0})$ ($\epsilon_2(\mathbf{k} = \mathbf{0})$) becomes negative and the magnon (magnon-pair) condensation begins, i.e., the fully polarized state is broken down. As we discussed in the main text, the creation and annihilation operators of magnons (magnon pairs) are given by $S_{\mathbf{r}}^-$ and $S_{\mathbf{r}}^+$ ($S_{\mathbf{r}}^- S_{\mathbf{r}'}^-$ and $S_{\mathbf{r}}^+ S_{\mathbf{r}'}^+$), respectively. Therefore, the magnon (magnon-pair) condensation brings the emergence of a transverse magnetization $\langle S_{\mathbf{r}}^{\pm} \rangle$ (a spin nematic order $\langle S_{\mathbf{r}}^{\pm} S_{\mathbf{r}'}^{\pm} \rangle$). In usual magnets, h_{c1} is larger than h_{c2} or magnon pairs do not exist. Thereby, a magnon condensation occurs by lowering the field h . On the other hand, spin-nematic magnets satisfy $h_{c2} > h_{c1}$ and as a result, a magnon-pair condensation and a spin-nematic order can occur just below the critical field $h = h_{c2}$.

ENERGY EIGENSTATES FOR MODEL (1)

In this section, we explain the details of energy eigenstates of the frustrated four-spin model (1) we study in the main text. The Hamiltonian is

$$\mathcal{H}_0 = \sum_{j=1}^4 (J_1 \mathbf{S}_j \cdot \mathbf{S}_{j+1} + \Delta_1 S_j^z S_{j+1}^z) + \sum_{j=1,2} (J_2 \mathbf{S}_j \cdot \mathbf{S}_{j+2} + \Delta_2 S_j^z S_{j+2}^z) - H S_{\text{tot}}^z. \quad (\text{S3})$$

For the analysis of Eq. (S3), we introduce three composite spins,

$$\mathbf{S}_{\text{tot}} = \mathbf{S}_1 + \mathbf{S}_2 + \mathbf{S}_3 + \mathbf{S}_4, \quad (\text{S4})$$

$$\mathbf{S}_{\alpha} = \mathbf{S}_1 + \mathbf{S}_3, \quad (\text{S5})$$

$$\mathbf{S}_{\beta} = \mathbf{S}_2 + \mathbf{S}_4. \quad (\text{S6})$$

Using these spins, we can rewrite the Hamiltonian (S3) as

$$\mathcal{H}_0 = \frac{J_1}{2} \mathbf{S}_{\text{tot}}^2 + \frac{1}{2} (J_2 - J_1) (\mathbf{S}_{\alpha}^2 + \mathbf{S}_{\beta}^2) - \frac{3}{2} J_2 + \frac{\Delta_1}{2} S_{\text{tot}}^{z^2} + \frac{1}{2} (\Delta_2 - \Delta_1) (S_{\alpha}^{z^2} + S_{\beta}^{z^2}) - \frac{\Delta_2}{2} - H S_{\text{tot}}^z, \quad (\text{S7})$$

TABLE S1: Energy eigenstates $|S_\alpha, S_\beta; S, M\rangle$ and eigenvalues $E(S_\alpha, S_\beta; S, M)$ of the SU(2)-symmetric model (S8) with $\Delta_{1,2} = 0$. We have eliminated the common constant $-\frac{3}{2}J_2$ from $E(S_\alpha, S_\beta; S, M)$.

Total spin S_{tot}	$ S_\alpha, S_\beta; S, M\rangle$	Representation with bases $ S_1^z, S_2^z, S_3^z, S_4^z\rangle$	Energy $E(S_\alpha, S_\beta; S, M)$
quintet	$ 1, 1; 2, 2\rangle$	$ \uparrow\uparrow\uparrow\uparrow\rangle$	$J_1 + 2J_2 - 2H$
	$ 1, 1; 2, 1\rangle$	$\frac{1}{2}(\uparrow\uparrow\uparrow\downarrow\rangle + \uparrow\uparrow\downarrow\uparrow\rangle + \uparrow\downarrow\uparrow\uparrow\rangle + \downarrow\uparrow\uparrow\uparrow\rangle)$	$J_1 + 2J_2 - H$
	$ 1, 1; 2, 0\rangle$	$\frac{1}{\sqrt{6}}(\uparrow\uparrow\downarrow\downarrow\rangle + \uparrow\uparrow\downarrow\uparrow\rangle + \uparrow\downarrow\uparrow\uparrow\rangle + \downarrow\uparrow\uparrow\uparrow\rangle + \downarrow\downarrow\uparrow\uparrow\rangle + \downarrow\uparrow\downarrow\uparrow\rangle)$	$J_1 + 2J_2$
	$ 1, 1; 2, -1\rangle$	$\frac{1}{2}(\downarrow\downarrow\uparrow\downarrow\rangle + \downarrow\downarrow\uparrow\uparrow\rangle + \uparrow\downarrow\downarrow\downarrow\rangle + \downarrow\uparrow\downarrow\downarrow\rangle)$	$J_1 + 2J_2 + H$
	$ 1, 1; 2, -2\rangle$	$ \downarrow\downarrow\downarrow\downarrow\rangle$	$J_1 + 2J_2 + 2H$
triplet	$ 1, 0; 1, 1\rangle$	$\frac{1}{\sqrt{2}}(\uparrow\uparrow\uparrow\downarrow\rangle - \uparrow\downarrow\uparrow\uparrow\rangle)$	$J_2 - H$
	$ 1, 0; 1, 0\rangle$	$\frac{1}{2}(\uparrow\uparrow\downarrow\downarrow\rangle - \uparrow\downarrow\uparrow\uparrow\rangle + \downarrow\uparrow\uparrow\downarrow\rangle - \downarrow\downarrow\uparrow\uparrow\rangle)$	J_2
	$ 1, 0; 1, -1\rangle$	$\frac{1}{\sqrt{2}}(\downarrow\uparrow\downarrow\downarrow\rangle - \downarrow\downarrow\uparrow\uparrow\rangle)$	$J_2 + H$
	$ 0, 1; 1, 1\rangle$	$\frac{1}{\sqrt{2}}(\uparrow\uparrow\downarrow\uparrow\rangle - \downarrow\uparrow\uparrow\uparrow\rangle)$	$J_2 - H$
	$ 0, 1; 1, 0\rangle$	$\frac{1}{2}(\uparrow\uparrow\downarrow\downarrow\rangle + \uparrow\downarrow\uparrow\uparrow\rangle - \downarrow\uparrow\uparrow\downarrow\rangle - \downarrow\downarrow\uparrow\uparrow\rangle)$	J_2
	$ 0, 1; 1, -1\rangle$	$\frac{1}{\sqrt{2}}(\uparrow\downarrow\downarrow\downarrow\rangle - \downarrow\downarrow\uparrow\uparrow\rangle)$	$J_2 + H$
	$ 1, 1; 1, 1\rangle$	$\frac{1}{2}(\uparrow\uparrow\uparrow\downarrow\rangle + \uparrow\downarrow\uparrow\uparrow\rangle - \uparrow\uparrow\downarrow\uparrow\rangle - \downarrow\uparrow\uparrow\uparrow\rangle)$	$-J_1 + 2J_2 - H$
	$ 1, 1; 1, 0\rangle$	$\frac{1}{\sqrt{2}}(\uparrow\downarrow\uparrow\downarrow\rangle - \downarrow\uparrow\downarrow\uparrow\rangle)$	$-J_1 + 2J_2$
	$ 1, 1; 1, -1\rangle$	$\frac{1}{2}(\downarrow\uparrow\downarrow\downarrow\rangle + \downarrow\downarrow\uparrow\uparrow\rangle - \uparrow\downarrow\downarrow\downarrow\rangle - \downarrow\uparrow\downarrow\uparrow\rangle)$	$-J_1 + 2J_2 + H$
singlet	$ 0, 0; 0, 0\rangle$	$\frac{1}{2}(\uparrow\uparrow\downarrow\downarrow\rangle - \uparrow\downarrow\uparrow\uparrow\rangle - \downarrow\uparrow\uparrow\downarrow\rangle + \downarrow\downarrow\uparrow\uparrow\rangle)$	0
	$ 1, 1; 0, 0\rangle$	$\frac{1}{\sqrt{3}}(\uparrow\uparrow\downarrow\downarrow\rangle - \uparrow\downarrow\uparrow\uparrow\rangle - \frac{1}{2}(\uparrow\uparrow\downarrow\uparrow\rangle + \uparrow\downarrow\uparrow\downarrow\rangle + \downarrow\uparrow\uparrow\downarrow\rangle + \downarrow\downarrow\uparrow\uparrow\rangle))$	$-2J_1 + 2J_2$

where we have used the equality $\mathbf{S}^2 = \frac{3}{4}$ for spin- $\frac{1}{2}$ operator (We use the unit of $\hbar = 1$). Hereafter, we will ignore the constants $-\frac{3}{2}J_2$ and $-\frac{1}{2}\Delta_2$ in the Hamiltonian.

First, we consider the SU(2)-symmetric case of $\Delta_{1,2} = 0$, in which the Hamiltonian is given by

$$\mathcal{H}_0(\Delta_{1,2} = 0) \equiv \mathcal{H}_{\text{su2}} = \frac{J_1}{2} \mathbf{S}_{\text{tot}}^2 + \frac{1}{2}(J_2 - J_1)(\mathbf{S}_\alpha^2 + \mathbf{S}_\beta^2) - H S_{\text{tot}}^z. \quad (\text{S8})$$

This model has been analyzed in Ref. [51]. The energy eigenvalues and eigenstates are classified by using four quantum numbers, S_{tot} (magnitude of total spin \mathbf{S}_{tot}), M (z component of total spin \mathbf{S}_{tot}), S_α (magnitude of \mathbf{S}_α) and S_β (magnitude of \mathbf{S}_β). Namely, the eigenstates are described as $|S_\alpha, S_\beta; S_{\text{tot}}, M\rangle$. 16 eigenstates include a spin-quintet $|1, 1; 2, M\rangle$, three spin-triplets $\{|1, 0; 1, M\rangle, |0, 1; 1, M\rangle, |1, 1; 1, M\rangle\}$, and two spin-singlets $\{|0, 0; 0, 0\rangle, |1, 1; 0, 0\rangle\}$. Table S1 represents these wavefunctions with bases $|S_1^z, S_2^z, S_3^z, S_4^z\rangle$, where S_n^z takes \uparrow or \downarrow , and the corresponding eigen energies $E(S_\alpha, S_\beta; S, M)$. We find that two triplets $|1, 0; 1, M\rangle$ and $|0, 1; 1, M\rangle$ are degenerate. In what follows, for simplicity, we re-name $|1, 1; 2, M\rangle$, $|1, 0; 1, M\rangle$, $|0, 1; 1, M\rangle$, $|1, 1; 1, M\rangle$, $|0, 0; 0, 0\rangle$, and $|1, 1; 0, 0\rangle$ as $|2, M\rangle$, $|1, M\rangle_1$, $|1, M\rangle_2$, $|1, M\rangle_3$, $|0, 0\rangle_1$, and $|0, 0\rangle_2$, respectively.

Next, we consider the anisotropic case with a finite value of $\Delta_{1,2}$ that is the main target of the present study. In particular, for simplicity, we focus on the case of $\Delta_1 = \Delta_2$, whose Hamiltonian is given by

$$\mathcal{H}_0(\Delta_1 = \Delta_2) \equiv \mathcal{H}_1 = \frac{J_1}{2} \mathbf{S}_{\text{tot}}^2 + \frac{1}{2}(J_2 - J_1)(\mathbf{S}_\alpha^2 + \mathbf{S}_\beta^2) + \frac{\Delta_1}{2} S_{\text{tot}}^z{}^2 - H S_{\text{tot}}^z, \quad (\text{S9})$$

Here, we have already eliminated the constant terms. In this case, all the eigenstates of the SU(2) model \mathcal{H}_{su2} are still those of \mathcal{H}_1 . We summarize the eigenstates and eigenvalues of the anisotropic model \mathcal{H}_1 in Table S2. One can see that two triplets $|1, 0; 1, M\rangle$ and $|0, 1; 1, M\rangle$ are still degenerate.

As we mentioned in the main text, we consider the field-driven fully polarized state. Figure S1 shows the field dependence of energies in the model (S9). If we apply a sufficiently strong field H , the fully polarized state $|2, 2\rangle$ becomes the ground state. In the main text, we set the parameters as $J_1 = -2.2$, $J_2 = 1$, $\Delta_1 = \Delta_2 = 0.24$, and $H = 0.56$, in which the ground state $|\psi_1\rangle$ is fully polarized. Energy eigenstates $\{|\psi_n\rangle\}$ and eigenvalues $\{E_n\}$ ($n = 1 - 16$) at this parameter set are given in Table S3. From this table, we see that the magnon and magnon-pair

TABLE S2: Energy eigenstates and eigenvalues of the anisotropic model \mathcal{H}_1 with $\Delta_1 = \Delta_2$. We have eliminated the common constant $-\frac{3}{2}J_2 - \frac{1}{2}\Delta_1$ from the energies.

Total spin	Eigen-states $ S, M\rangle_q$	Eigen-energies
quintet	$ 2, 2\rangle$	$J_1 + 2J_2 + 2\Delta_1 - 2H$
	$ 2, 1\rangle$	$J_1 + 2J_2 + \frac{1}{2}\Delta_1 - H$
	$ 2, 0\rangle$	$J_1 + 2J_2$
	$ 2, -1\rangle$	$J_1 + 2J_2 + \frac{1}{2}\Delta_1 + H$
	$ 2, 2\rangle$	$J_1 + 2J_2 + 2\Delta_1 + 2H$
triplet	$ 1, 1\rangle_1$	$J_2 + \frac{1}{2}\Delta_1 - H$
	$ 1, 0\rangle_1$	J_2
	$ 1, -1\rangle_1$	$J_2 + \frac{1}{2}\Delta_1 + H$
	$ 1, 1\rangle_2$	$J_2 + \frac{1}{2}\Delta_1 - H$
	$ 1, 0\rangle_2$	J_2
	$ 1, -1\rangle_2$	$J_2 + \frac{1}{2}\Delta_1 + H$
	$ 1, 1\rangle_3$	$-J_1 + 2J_2 + \frac{1}{2}\Delta_1 - H$
	$ 1, 0\rangle_3$	$-J_1 + 2J_2$
	$ 1, -1\rangle_3$	$-J_1 + 2J_2 + \frac{1}{2}\Delta_1 + H$
singlet	$ 0, 0\rangle_1$	0
	$ 0, 0\rangle_2$	$-2J_1 + 2J_2$

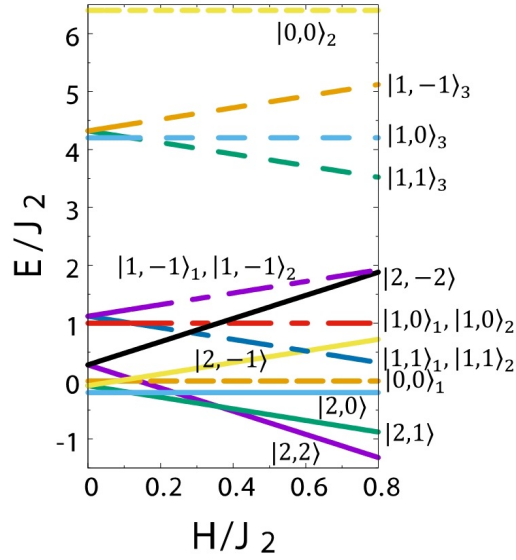


FIG. S1: Magnetic-field dependence of eigen energies in the model (S9) with $J_1 = -2.2$, $J_2 = 1.0$, and $\Delta_1 = \Delta_2 = 2.4$. We have eliminated the common constant $-\frac{3}{2}J_2 - \frac{1}{2}\Delta_1$.

resonance frequencies, ω_1 and ω_2 , are estimated as

$$\omega_1 = E_2 - E_1 = H - \frac{3}{2}\Delta_1 = 0.2J_2, \quad (\text{S10})$$

$$\omega_2 = (E_3 - E_1)/2 = H - \Delta_1 = 0.32J_2. \quad (\text{S11})$$

TABLE S3: Energy eigenstate and eigenvalues of the model (S9) at $J_1 = -2.2$, $J_2 = 1.0$, $\Delta_1 = \Delta_2 = 0.24$, and $H = 0.56$.

State $ S, M\rangle$	Energy
$ \psi_1\rangle = 2, 2\rangle$	$E_1 = -0.84$
$ \psi_2\rangle = 2, 1\rangle$	$E_2 = -0.64$
$ \psi_3\rangle = 2, 0\rangle$	$E_3 = -0.2$
$ \psi_4\rangle = 0, 0\rangle_1$	$E_4 = -0.0$
$ \psi_5\rangle = 2, -1\rangle$	$E_5 = 0.48$
$ \psi_6\rangle = 1, 1\rangle_1$	$E_6 = 0.56$
$ \psi_7\rangle = 1, 1\rangle_2$	$E_7 = 0.56$
$ \psi_8\rangle = 1, 0\rangle_1$	$E_8 = 1.0$
$ \psi_9\rangle = 1, 0\rangle_2$	$E_9 = 1.0$
$ \psi_{10}\rangle = 2, -2\rangle$	$E_{10} = 1.4$
$ \psi_{11}\rangle = 1, -1\rangle_1$	$E_{11} = 1.68$
$ \psi_{12}\rangle = 1, -1\rangle_2$	$E_{12} = 1.68$
$ \psi_{13}\rangle = 1, 1\rangle_3$	$E_{13} = 3.78$
$ \psi_{14}\rangle = 1, 0\rangle_3$	$E_{14} = 4.2$
$ \psi_{15}\rangle = 1, -1\rangle_3$	$E_{15} = 4.88$
$ \psi_{16}\rangle = 0, 0\rangle_2$	$E_{16} = 6.4$

AC ZEEMAN COUPLING

In this section, we show the matrix form of ac Zeeman coupling driven by applied laser or electromagnetic wave. The ac magnetic fields of circularly and linearly polarized laser are respectively represented as

$$\mathbf{H}_c(t) = A(\cos(\omega t), \sin(\omega t), 0), \quad \mathbf{H}_\ell(t) = A(\cos(\omega t), 0, 0), \quad (\text{S12})$$

where $A = g\mu_B h_{ac}$ and ω is the laser frequency. Then, the ac Zeeman couplings for circularly and linearly polarized lasers are respectively defined as

$$\begin{aligned} \mathcal{H}_{cp}(t) &= \mathbf{H}_c(t) \cdot \mathbf{S}_{\text{tot}} = \frac{A}{2} (e^{-i\omega t} S_{\text{tot}}^+ + e^{i\omega t} S_{\text{tot}}^-), \\ \mathcal{H}_{lp}(t) &= \mathbf{H}_\ell(t) \cdot \mathbf{S}_{\text{tot}} = \frac{A}{2} \cos(\omega t) (S_{\text{tot}}^+ + S_{\text{tot}}^-). \end{aligned} \quad (\text{S13})$$

In both cases of circularly and linearly polarizations, the matrix form of the ac Zeeman couplings are written as the following type:

$$\mathcal{H}_{ac} = \begin{pmatrix} \mathcal{H}_{ac}^q & \mathbf{0} & \mathbf{0} & \mathbf{0} & \mathbf{0} \\ \mathbf{0} & \mathcal{H}_{ac}^{t1} & \mathbf{0} & \mathbf{0} & \mathbf{0} \\ \mathbf{0} & \mathbf{0} & \mathcal{H}_{ac}^{t2} & \mathbf{0} & \mathbf{0} \\ \mathbf{0} & \mathbf{0} & \mathbf{0} & \mathcal{H}_{ac}^{t3} & \mathbf{0} \\ \mathbf{0} & \mathbf{0} & \mathbf{0} & \mathbf{0} & \mathcal{H}_{ac}^s \end{pmatrix}. \quad (\text{S14})$$

Here, the first, second, \dots , and 16th lines (or columns) respectively correspond to the quintet $|2, M\rangle$, three triplets $|1, M\rangle_1$, $|1, M\rangle_2$, $|1, M\rangle_3$, and two singlets $|0, 0\rangle_1$, $|0, 0\rangle_2$.

In the circularly polarized case, the quintet part is given by

$$\mathcal{H}_{\text{ac}}^{\text{q}} = A \begin{pmatrix} 0 & e^{i\omega t} & 0 & 0 & 0 \\ e^{-i\omega t} & 0 & \frac{\sqrt{6}}{2}e^{i\omega t} & 0 & 0 \\ 0 & \frac{\sqrt{6}}{2}e^{-i\omega t} & 0 & \frac{\sqrt{6}}{2}e^{i\omega t} & 0 \\ 0 & 0 & \frac{\sqrt{6}}{2}e^{-i\omega t} & 0 & e^{i\omega t} \\ 0 & 0 & 0 & e^{-i\omega t} & 0 \end{pmatrix}, \quad (\text{S15})$$

and the triplet parts are

$$\mathcal{H}_{\text{ac}}^{\text{t1}} = \mathcal{H}_{\text{ac}}^{\text{t2}} = \mathcal{H}_{\text{ac}}^{\text{t3}} = \frac{A}{\sqrt{2}} \begin{pmatrix} 0 & e^{i\omega t} & 0 \\ e^{-i\omega t} & 0 & e^{i\omega t} \\ 0 & e^{-i\omega t} & 0 \end{pmatrix}. \quad (\text{S16})$$

The singlet part of the 2×2 matrix $\mathcal{H}_{\text{ac}}^{\text{s}}$ is equal to null matrix $\mathbf{0}$.

Similarly, the matrix form of the ac Zeeman term for linearly polarized laser are given by

$$\mathcal{H}_{\text{ac}}^{\text{q}} = A \begin{pmatrix} 0 & \cos(\omega t) & 0 & 0 & 0 \\ \cos(\omega t) & 0 & \frac{\sqrt{6}}{2}\cos(\omega t) & 0 & 0 \\ 0 & \frac{\sqrt{6}}{2}\cos(\omega t) & 0 & \frac{\sqrt{6}}{2}\cos(\omega t) & 0 \\ 0 & 0 & \frac{\sqrt{6}}{2}\cos(\omega t) & 0 & \cos(\omega t) \\ 0 & 0 & 0 & \cos(\omega t) & 0 \end{pmatrix}, \quad (\text{S17})$$

$$\mathcal{H}_{\text{ac}}^{\text{t1}} = \mathcal{H}_{\text{ac}}^{\text{t2}} = \mathcal{H}_{\text{ac}}^{\text{t3}} = \frac{A}{\sqrt{2}} \begin{pmatrix} 0 & \cos(\omega t) & 0 \\ \cos(\omega t) & 0 & \cos(\omega t) \\ 0 & \cos(\omega t) & 0 \end{pmatrix}, \quad (\text{S18})$$

and $\mathcal{H}_{\text{ac}}^{\text{s}} = \mathbf{0}$. Employing these matrices and the master equation, we can numerically compute the time evolution of the density matrix of the model (S9) with ac Zeeman coupling.

THREE- AND FOUR-MAGNON BOUND STATES

In the main text, we have discussed properties of magnon pairs (two-magnon bound states) in fully polarized states of spin-nematic magnets. In addition to magnon pairs, three- or four-magnon bound states can emerge there, especially, in low-dimensional spin-nematic systems. For instance, J_1 - J_2 frustrated ferromagnetic spin chains are shown to possess three- or four-magnon bound states as their low-energy excitations in a certain range of J_1/J_2 [45].

Here, we shortly discuss whether or not such multiple-magnon bound states disturb our proposed method of observing magnon pairs with laser or strong AC field. From the conservation law of angular momentum, a process of simultaneous three-photon (four-photon) absorption is necessary to create three-magnon (four-magnon) bound states in the polarized states. Therefore, a much larger intensity of applied laser is required for the creation compared with that of magnon pairs. It indicates that when a magnon-pair resonance takes place with laser, resonant peaks of three- or four-magnon bound states can be negligible.

Even in our nano spin model (1), some resonant peaks of three-magnon (four-magnon) states with $S_{\text{tot}}^z = -1$ ($S_{\text{tot}}^z = -2$) can be observed by tuning the laser frequency ω . Figure S2 shows a zoom-in version of Fig.4(a). We can observe a small peak at $\omega/J_2 = \omega_3/J_2 = 0.44$ at a sufficiently low temperature $k_B T = 0.01J_2$. The resonant frequency ω_3 satisfies

$$\omega_3 = (E_5 - E_1)/3 = 0.44J_2, \quad (\text{S19})$$

where E_5 is the eigen energy of the fifth state $|\psi_5\rangle = |2, -1\rangle$ (See Fig. S1 and Table S3). This result clearly shows that the peak at $\omega = \omega_3$ corresponds to a three-magnon resonance point. The weakness of this peak is consistent with the above expectation. Namely, we can neglect the effects of three- four-magnon bound states when we observe the magnon-pair resonance.

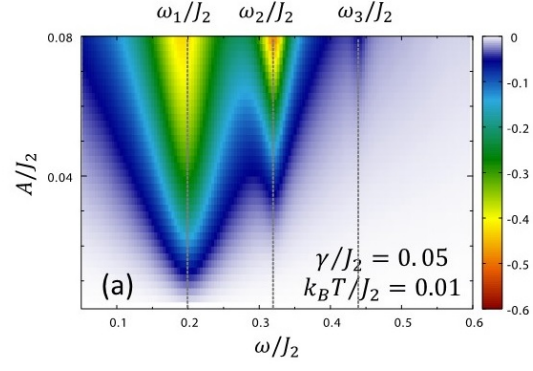


FIG. S2: Expanded version of Fig.4(a) of the main text. We set $J_1 = -2.2$, $J_2 = 1$, $\Delta_1 = \Delta_2 = 0.24$, and $H = 0.56$. The resonant points at $\omega = \omega_1$, ω_2 , and ω_3 respectively correspond to single-, two- and three-magnon resonance frequencies.