

Reconciling conflicting approaches for the tunneling time delay in strong field ionization

Michael Klaiber, Daniel Bakucz Canário, Karen Z. Hatsagortsyan,* and Christoph H. Keitel
Max-Planck-Institut für Kernphysik, Saupfercheckweg 1, 69117 Heidelberg, Germany

(Dated: November 25, 2020)

Several recent attoclock experiments have investigated the time delay in strong field tunneling ionization via extremely precise photoelectron momentum spectroscopy. The interpretation of the attoclock experimental results are intricate, due to the entanglement of the laser and Coulomb field induced dynamics, and caused controversial theoretical discussions. The method of semiclassical propagation matched with the tunneled wave function, the quasistatic Wigner theory, the analytical R-matrix theory, the backpropagation method, and the under-the-barrier recollision theory are the leading conceptual approaches put forward to treat this problem, however, with conflicting conclusions on the existence of a tunneling time delay. To resolve the contradicting conclusions of the different approaches, we consider a very simple tunneling scenario which is not plagued with complications stemming from the Coulomb potential of the atomic core, avoids consequent controversial approximations and, therefore, allows us to unequivocally identify the origin of the tunneling time delay within the strong field approximation and to confirm it with the backpropagation method.

Recently, there have been intense and often controversial discussion about time delay in strong field tunneling ionization [1–38], confirming or disputing the interpretation of the experimental attoclock results [1–6]. The main difficulty stems from the fact that in such an experiment the photoelectron momentum distribution (PMD) is measured, rather than directly the tunneling time. This time is retrieved using time-to-angle mapping for photoelectrons tunnel-ionized in a laser field of circular polarization (elliptical polarization close to circular) [1]. This mapping straightforwardly follows from the so-called simple man model [39]. According to this the photoelectron emission angle is determined by the direction of the laser vector potential at the moment of the electron appearing in the continuum. However, in a real physical situation the extraction of information on the tunneling time from PMD is not straightforward, because the Coulomb field of the atomic core induces a similar effect in PMD as the tunneling time delay and this effect is difficult to account for quantum mechanically with high accuracy. For this reason a semiclassical method was proposed [1–3], where the tunneling was treated quantum mechanically within the Perelomov-Popov-Teretn’ev (PPT) theory [40–42], but further electron motion in the continuum under the simultaneous action of the laser and Coulomb fields, classically. Moreover, the Coulomb field effect essentially depends on the tunnel exit coordinate, where the electron first appears in the continuum after the tunneling. In the quasistatic regime of ionization the tunnel exit coordinate was calculated including tunnel ionization in parabolic coordinates with induced dipole and Stark shift (TIPIS model) [3]. The semiclassical method was further improved, deriving the initial conditions of the classical propagation via the quantum mechanical Wigner trajectory emerging from the tunneling region [5, 9]. However, nonadiabaticity of the tunneling ionization renders the quasistatic Wigner theory and related matched quantum-classical model inaccurate at large Keldysh parameters [43].

The numerical solutions of the time-dependent Schrödinger equation (TDSE) [6, 13, 44–46] for the attoclock reproduce the experimental results, yielding confidence that the attoclock PMD features have a single electron origin. However, the nu-

merical results do not contribute much to our understanding of the tunneling time. Not long ago the backpropagation method has been proposed to deduce the tunneling time delay from the numerical solution of TDSE [18, 21, 22]. In this method, the asymptotic numerical solution of TDSE is simulated by a classical ensemble, which is backpropagated classically up to the tunnel exit, assuming that quantum features near the tunnel exit are unimportant. With the backpropagation method a conclusion was drawn [18, 22] that the average time delay of the backpropagated trajectories is vanishing, while the time delay for the most probable trajectory of relevance for the experiment, and the obtained negative time delays of several atomic units (a.u.) are not analyzed in detail. The TDSE numerical results have been also compared to the analytical R-matrix (ARM) theory [13], which is the state-of-the-art theory of the Coulomb-corrected strong field approximation (SFA) [47–50]. The comparison revealed that TDSE has a negative time delay with respect to ARM at large laser fields which, however, has been interpreted as a consequence of the bound state depletion and frustrated ionization [51]. The problem of the accurate description of subtle features of PMD has been addressed in [23] within SFA. A new type of quantum orbits was identified there, which correspond to the under-the-barrier recollisions. It has been shown that the quantum interference of the direct ionization path with the under-the-barrier recolliding one, induces a nonnegligible shift in the asymptotic PMD, which allows for an interpretation as a tunneling time delay. While all employed theoretical approaches involve physically motivated approximations with deviating ranges of application, and an essentially exact quantum Coulomb approach is beyond current state of art, it would be important to identify a sufficiently simple tunneling scenario where all relevant models can be compared with an undisputed calculation.

This Letter is devoted to resolving conflicting conclusions of theories on the tunneling time delay. We judiciously choose a tunneling scenario for strong field ionization as simple as possible to examine how the under-the-barrier quantum dynamics of the tunneling electron can leave its footprints on the asymptotic PMD. We consider ionization of one-electron one-dimensional

(1D) atom bound with a zero-range potential driven by an half-cycle laser field. In this simple model, the main complicating Coulomb effect during photoelectron excursion in the continuum is excluded, and the bound state depletion, as well as the interference effects due to real recolliding trajectories in the continuum are avoided, in this way highlighting the basic features of the tunneling time. Furthermore, the calculation using the strong field approximation (SFA) [43, 52, 53] can be carried out fully analytically in this model, which facilitates the analysis of the role of the under-the-barrier dynamics. Using the backpropagation method [18], we deduce the tunneling time distribution from the analytical expression of the asymptotic wave function. It appears that the distribution of tunneling time delay is peaked at a nonvanishing value when the interference of the paths mentioned above is accounted for in the asymptotic wave function. Hence the equivalence of the interference of the direct and the under-the-barrier recolliding paths to the tunneling time delay is established. The reasons for the conclusions deviating from Refs. [6, 18, 21] are analyzed.

We consider ionization of an electron bound in a 1D zero-range potential $V(x) = -\kappa\delta(x)$, in a half-cycle laser pulse with electric field $E(t) = -E_0 \cos^2(\omega t)$, where $\omega = 0.05$ a.u., $\kappa = \sqrt{2I_p} = 1$ a.u. and I_p is the ionization potential. The Keldysh parameter is $\gamma = \tilde{\omega}\kappa/E_0$, with the effective frequency $\tilde{\omega} \equiv \sqrt{2}\omega$ related to the \cos^2 -pulse. Atomic units are used throughout. We employ SFA, with incorporated low-frequency approximation (LFA) for a more accurate treatment (beyond the Born approximation) of the recollision [54–56]. The LFA validity is justified as the laser frequency $\omega \ll \varepsilon_r$ [54], with the recollision energy $\varepsilon_r \sim 1$ a.u. The asymptotic momentum distribution, $w(p) = |m(p)|^2 = |m_D(p) + m_R(p)|^2$, is determined by interference of the direct ionization amplitude:

$$m_D(p) = -i \int dt \langle \psi_p^V(t) | H_i(t) | \phi(t) \rangle, \quad (1)$$

and the ionization amplitude with rescattering, described by a

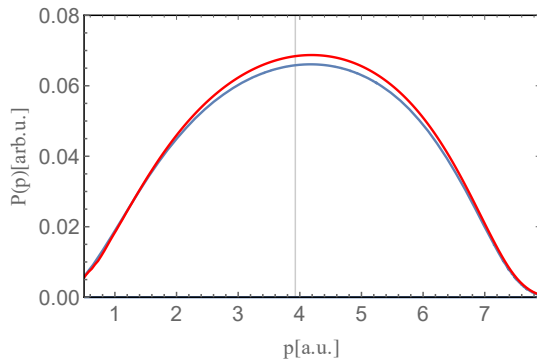


Figure 1. Asymptotic PMD at $E_0 = 0.25$ a.u. ($E_0/E_{th} = 0.42$, $E_{th} = 16/27$): (blue) the ionization amplitude calculated via the saddle point integration, (red) via numerical time-integration of Eqs. (1),(2); the grid line at $p = -A(0)$ shows the PMD peak when including only the direct ionization amplitude.

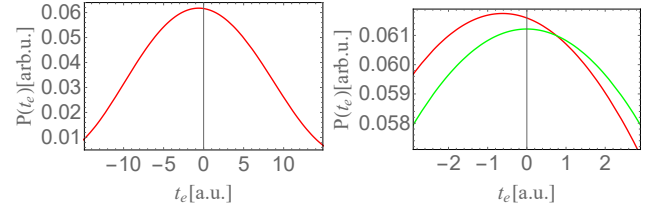


Figure 2. Tunneling time distribution at $E_0 = 0.25$ a.u. ($E_0/E_{th} = 0.42$, $E_{th} = 16/27$) via the backpropagation method of the asymptotic PMD: (a) full spectrum (b) zoom into the peak area. The tunnel exit time is defined via the vanishing velocity condition $p + A(t_e) = 0$. The green line in (b) shows the distribution without under-the-barrier recollision.

second order SFA [56, 57]:

$$m_R(p) = - \int dt \int_t ds \int dq \langle \psi_p^V(s) | T(p + A(s)) | \psi_q^V(s) \rangle \langle \psi_q^V(t) | H_i(t) | \phi(t) \rangle. \quad (2)$$

Here $\phi(x, t) = \sqrt{\kappa} \exp(-\kappa|x| + i\kappa^2/2t)$ is the bound state wave function, $\psi_p^V(x, t)$ the Volkov wave function [58], $H_i(t) = xE(t)$ the electron interaction Hamiltonian with the laser field, and $A(t) = -\int_{t_f}^t ds E(s)$. In the considered half-cycle laser field the rescattering takes place during the under-the-barrier dynamics, which is in LFA described with the exact laser-free scattering T -matrix: $\langle p | T(p) | q \rangle = -(\kappa/2\pi)/(1 - i\kappa/|p|)$ [56]. The integrals in the amplitudes of Eqs. (1)-(2) are calculated in two ways, fully numerically and with the saddle-point approximation (SPA) analytically, exponentiating the whole integrand expression, and expanding up to the cubic term in m_D . In numerical calculations the unphysical boundary terms due to the \cos^2 -pulse and due to the Stark-shift [59] are subtracted.

The asymptotic PMDs at $E_0 = 0.25$ a.u. calculated with both methods are shown in Fig. 1. The momentum value of the PMD peak is deduced by SPA with a relative error of less than 0.1%, which gives 1% accuracy for the deduced time delay. Thus, SPA provides sufficiently good approximation for the probabilities and will be used in all further calculations. As Fig. 1 illustrates, the interference of the direct and the under-the-barrier rescattered trajectories induces a visible shift in the asymptotic PMD (momentum shift $\delta p \sim 0.3$ a.u.) with respect to the case of the PMD based on the direct trajectory only, although $m_R \ll m_D$. The tunneling time, observed far away from the barrier, is larger near the threshold to the over-the-barrier ionization (OTBI) regime [9, 60] (the shorter the barrier length, the larger the tunneling time [61]). For concreteness, we define E_{th} as the field, when the starting coordinate x_s of the most probable ionizing trajectory becomes complex, with x_s being the coordinate saddle point in SPA [62]. In the case of a 1D zero-range potential, the threshold field in this definition is $E_{th} \approx (16/27)E_a$ [63], with the atomic field $E_a = \kappa^3$, while in the case of a Coulomb potential $E_{th}/E_a \approx (\kappa/Z)(2/27)$, accounting for tunneling along the parabolic coordinate. The comparison of tunneling time in different cases is relevant only for similar values of E_0/E_{th} .

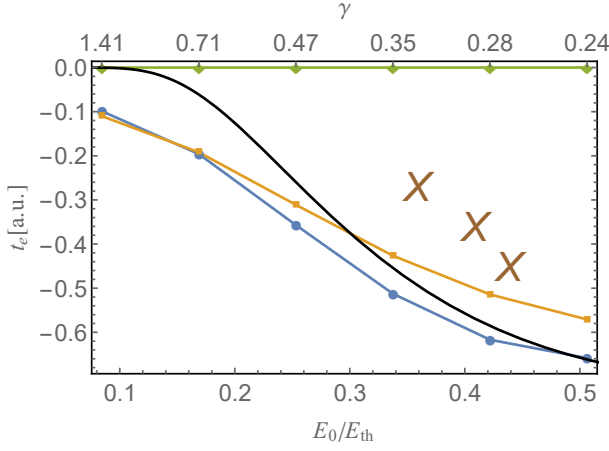


Figure 3. Tunneling time vs E_0/E_{th} ($E_{th} = 16/27$). Peak time delays: (green) from the direct amplitude m_D , (blue) from the total amplitude $m = m_D + m_R$, including the interference of the direct and the under-the-barrier rescattered trajectories. Average time delay: (orange) from the total amplitude m . The black line is the quasistatic Wigner time; it is close to the calculated tunneling time in the adiabatic limit $\gamma \lesssim 0.5$. The scaled (see the text) average tunneling times for helium obtained with the backpropagation method in Ref.[21] are indicated by crosses for comparison with the orange line of the average time delay.

The shift of the asymptotic PMD due to the considered interference allows for an interpretation in terms of a tunnel exit time, when the backpropagation method of Ref. [18] is applied. We retrieve the distribution of the tunnel exit time from the asymptotic PMD, see Fig. 2, defining the tunnel exit time via the vanishing velocity condition $p + A(t_e) = 0$, essentially following [18]. Using the photoelectron asymptotic wave function $\psi(x, t) = \int m(p) \exp(ipx) dp$, with the total amplitude $m(p) = m_D + m_R$, we calculate the electron asymptotic momentum $p(x) = -i\partial_x \psi(x, t) / \psi(x, t)$ at the position x , and backpropagate up to the tunnel exit: $p(x) + A(t_e) = 0$. From the latter the relationship of the asymptotic coordinate x to the tunneling time t_e is found: $x = x(t_e)$, and accordingly, the probability distribution of the tunnel exit time $P(t_e) = |\psi(x(t_e), t)|^2 |dx/dt_e|$. We also provide a simple estimate $P(t_e) = w(p)|_{p=-A(t_e)} |dp/dt_e|$, with $w(p) = |m(p)|^2$ [63]. Fig. 2 shows that the momentum shift in PMD is equivalent to the negative tunneling time delay ($t_e \sim -1$ a.u. at $E_0 = 0.25$ a.u., $E_0/E_{th} = 0.42$), while the time delay vanishes when only the direct trajectory is accounted for.

In Fig. 3 the tunneling time dependence on the laser field is shown. As expected, the tunneling time delay (with respect to the peak of the laser field) is zero when calculated from the direct amplitude m_D . However, it is nonvanishing when the interference of the direct and the under-the-barrier rescattered trajectories are taken into account. This peak time delay can be estimated as $t_e \approx -(p_{max} + A(0))/E_0$.

Thus, the calculations with our basic tunneling scenario show that the most probable point of asymptotic PMD has a time delay of the order of 1 a.u., due to interference of the direct and rescattered paths generating this point in PMD.

However, the averaging over PMD decreases the time delay significantly, see Fig. 3. We can give a simple estimation of the latter property. From [23], the negative time delay is proportional to the Keldysh-exponent $t_e(t) \approx t_0 \exp\{-2\kappa^3/(3F(t))\}$, with the maximum of the time delay $t_{max} = t_0 \exp\{-2\kappa^3/(3E_0)\}$, such that the averaged time delay can be estimated as $\langle t_e \rangle \sim \int_{-t_f}^{t_f} t_e(t) W(t) dt / \int_{-t_f}^{t_f} W(t) dt \sim 0.7 t_{max}$, with the tunneling ionization probability $W(t) \sim \exp\{-2\kappa^3/(3F(t))\}$. Note that in the attoclock measurement the time delay in the case of the most probable momentum is investigated, and therefore, the peak time delay is more relevant to the attoclock than the smaller average time delay.

The time delay calculated from the interference of the direct and the under-the-barrier recolliding trajectories is closely related to the Wigner time delay in the quasistatic regime $\gamma \ll 1$. This is illustrated in Fig. 3, where the estimation of the quasistatic Wigner time delay is used [23]:

$$t_e^W = -\sqrt{2} \left\{ \pi E_0^{2/3} \left[\text{Ai} \left(\frac{\kappa^2 - 2E_0 x_m}{2^{2/3} E_0^{2/3}} \right)^2 + \text{Bi} \left(\frac{\kappa^2 - 2E_0 x_m}{2^{2/3} E_0^{2/3}} \right)^2 \right] \right\}^{-1} \quad (3)$$

with the matching coordinate of the bound and continuum wave function at $x_m \sim 1/\kappa$ [49] (details of the choice of x_m see Supplement to Ref. [23]). In strong fields, the regime of ionization is adiabatic and the quasistatic Wigner theory is relevant (in Fig. 3 at $\gamma \lesssim 0.5$). Note that in Ref. [5], the deviation of the experimental data from the quasistatic estimation takes place at $\gamma \gtrsim 0.6$. At weak fields the quasistatic description is not valid and the tunneling time approaches a small constant value. This is because in this nonadiabatic regime there is an energy gain during tunneling and the electron remains in the near-threshold regime also when the peak field is not large [63].

In the backpropagation method the asymptotic wavepacket is backpropagated classically yielding an effective negative exit time and zero exit momentum. However, in the region of the tunnel exit the velocity of the electron becomes small (de-Broglie wavelength large), which requires an accurate quantum mechanical description, rendering the notion of the classical trajectory not consistent. Here, we apply the quantum mechanical description for the calculation of the asymptotic wave function, leaving aside the investigation of the wave function during interaction time with the laser field [5, 9, 64]. The quantum mechanical description alters the exit time and momentum which are read out from the relevant most probable Wigner trajectory. The most probable exit time for the Wigner trajectory is positive $t_e^W \sim 1/E_0^{2/3}$, as well as the exit momentum $p_e^W \sim E_0^{1/3}$ [9, 65]. This is in qualitative accordance with the picture of Bohmian trajectories [25]. In the deep tunneling regime $E_0 \ll E_{th}$, they fully compensate each other $p_e^W = E_0 t_e^W$ and the Wigner trajectory asymptotically coincides with the classical trajectory with vanishing tunneling time. In contrast to that, in the near-threshold regime $E_0 \lesssim E_{th}$, the compensation is not complete and the Wigner trajectory yields an asymptotic momentum which coincides with that of the classical trajectory along with the negative tunneling time [5, 9]. Thus, the classical trajectory with the negative tunneling time

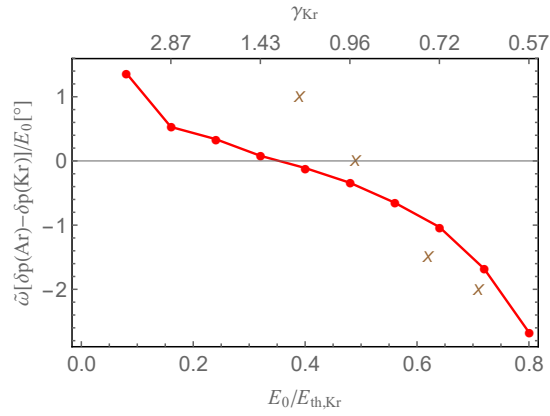


Figure 4. The estimate of the attoclock angle difference $\Delta\varphi_e$ for argon and krypton [via $\varphi_e = -\tilde{\omega}\delta p/E_0$]. In our 1D model $\omega = 0.2$ a.u. is used to have the same γ at a given E_0/E_{th} as in the experiment [5] (the experimental data are illustrated via crosses). The same qualitative behavior as in the experiment [5] is observed: $\Delta\varphi_e < 0$ in the tunneling regime $\gamma < 1$, and $\Delta\varphi_e > 0$ in the nonadiabatic regime $\gamma > 1$, while the quasistatic theory of Ref. [5] was not applicable at $\gamma \gtrsim 1$, showing an asymptotic behavior $\Delta\varphi_e \rightarrow 0$ at $\gamma \gg 1$.

mimics the Wigner trajectory with the positive tunneling time and the positive momentum at the exit.

In Fig. 4 we show the difference of the time delay of argon and krypton estimated with our simple model. While at strong fields the krypton time delay is larger, for weak fields it is opposite. This is because in the first case the dominant parameter is E_0/E_{th} (larger for krypton), while in the second multiphoton case it is γ (larger for argon). The same qualitative behavior of the time delay is observed in [5].

In Ref. [21] the average tunneling time delay is calculated for helium ($\kappa = 1.345$). In this case the time delay is by a factor of $\kappa_{He}^2/\kappa^2 \approx 1.8$ smaller than in our $\kappa = 1$ a.u. case, since $t_e \sim 1/\kappa^2$ [65]. We may compare our 1D case of Fig. 3 (with a zero-range atomic potential) with the helium result of Ref. [21]

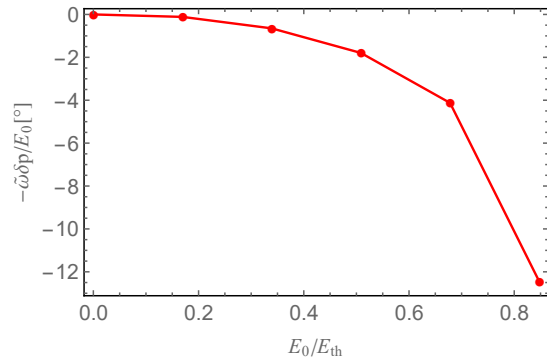


Figure 5. The estimate of the attoclock angle [via $\varphi_e = -\tilde{\omega}\delta p/E_0$] vs E_0/E_{th} in the case of a 3D short-range potential with $\kappa = 1$ a.u., $E_{th} = 16/27$, and $\omega = 0.05$.

(with the Coulombic atomic potential) at the same ratio of $E_0/E_{th}^{1D} = E_0/E_{th}^{He}$, using for helium $E_{th}^{He} = 0.24$ a.u. In Fig. 3 the data from Fig. 13 of Ref. [21] are shown by crosses. We see that these data are not far from the average negative tunneling time delay calculated with our model.

In Ref. [24] the tunneling time delay was investigated via the saddle points for the time integration of the numerically calculated Green function, employing that the ionization process starts at the saddle point [66]. We have carried out a similar analysis [63] using the SFA wave function with the direct amplitude m_D , with the recollision amplitude m_R , and with the total amplitude $m = m_D + m_R$. Both amplitudes m_D and m_R have peaks at the asymptotic momentum $p = -A(0)$ corresponding to zero tunneling time, and the real parts of their saddle-points are vanishing. The total amplitude has a shifted peak in momentum $p = -A(0) + \delta p$ due to interference, however, still the same vanishing real parts of the saddle-point at the peak momentum [63]. Thus, we may conclude that the tunneling time, which arises due to interference and can be recognized by the backpropagation, cannot be determined directly by the time saddle-point of the total ionization amplitude.

Finally, we have to comment on the numerically calculated vanishing tunneling time in [6] in the case of a the short-range Yukawa potential. The latter is due to the fact that the range of the field strength of the calculation is not high enough $E_0 \lesssim 0.075 = 0.15E_{th}^{Yukawa}$. Due to the large screening parameter of the applied Yukawa potential, the threshold field is rather large $E_{th}^{Yukawa} \approx 0.5E_a$. Meanwhile, significant tunneling time according to our results is expectable at $E_0/E_{th}^{Yukawa} \gtrsim 0.3$. Furthermore, the spreading of the photoelectron wave packet decreases the time delay in the 3D short-range potential in contrast to the exact Coulomb case [23]. We give an estimation of the tunneling time in the case of a short-range potential using a 3D zero-range potential and including the under-the barrier recollisions, see Fig. 5. From the latter the tunneling time is extremely small $|t_e| \lesssim 0.05$ a.u., when $E_0 \lesssim 0.075$, in agreement with the observation of [6].

Concluding, we have analyzed the tunneling time delay in strong field ionization employing a simple tunneling scenario where leading theoretical approaches with conflicting conclusions could be compared without critical approximations. In particular, we could find this way that the under-the barrier rescattering induces a momentum shift, which is equivalent to the tunneling delay time deduced from the backpropagation method. Also the absence of a time delay for other approaches was explained.

* k.hatsagortsyan@mpi-hd.mpg.de

- [1] P. Eckle, M. Smolarski, F. Schlup, J. Biegert, A. Staudte, M. Schöffler, H. G. Muller, R. Dörner, and U. Keller, "Attosecond angular streaking," *Nature Phys.* **4**, 565 (2008).
- [2] P. Eckle, A. N. Pfeiffer, C. Cirelli, A. Staudte, R. Dörner, H. G. Muller, M. Büttiker, and U. Keller, "Attosecond ionization and tunneling delay time measurements in helium," *Science* **322**,

- 1525 (2008).
- [3] A. N. Pfeiffer, C. Cirelli, M. Smolarski, D. Dimitrovski, M. Abusamha, L. B. Madsen, and U. Keller, “Attoclock reveals natural coordinates of the laser-induced tunnelling current flow in atoms,” *Nature Phys.* **8**, 76 (2012).
 - [4] A. S. Landsman, M. Weger, J. Maurer, R. Boge, A. Ludwig, S. Heuser, C. Cirelli, L. Gallmann, and U. Keller, “Ultrafast resolution of tunneling delay time,” *Optica* **1**, 343–349 (2014).
 - [5] N. Camus, E. Yakaboylu, L. Fechner, M. Klaiber, M. Laux, Y. Mi, K. Z. Hatsagortsyan, T. Pfeifer, C. H. Keitel, and R. Moshhammer, “Experimental evidence for wigner’s tunneling time,” *Phys. Rev. Lett.* **119**, 023201 (2017).
 - [6] U. Satya Sainadh, Han Xu, Xiaoshan Wang, A. Atia-Tul-Noor, William C. Wallace, Nicolas Douguet, Alexander Bray, Igor Ivanov, Klaus Bartschat, Anatoli Kheifets, R. T. Sang, and I. V. Litvinyuk, “Attosecond angular streaking and tunnelling time in atomic hydrogen,” *Nature* **568**, 75 (2019).
 - [7] A. Czirják, R. Kopold, W. Becker, M. Kleber, and W.P. Schleich, “The Wigner function for tunneling in a uniform static electric field,” *Opt. Commun.* **179**, 29 – 38 (2000).
 - [8] M. Lein, “Streaking analysis of strong-field ionisation,” *J. Mod. Opt.* **58**, 1188–1194 (2011).
 - [9] E. Yakaboylu, M. Klaiber, H. Bauke, K. Z. Hatsagortsyan, and C. H. Keitel, “Relativistic features and time delay of laser-induced tunnel ionization,” *Phys. Rev. A* **88**, 063421 (2013).
 - [10] G. Orlando, C. R. McDonald, N. H. Protik, G. Vampa, and T. Brabec, “Tunnelling time, what does it mean?” *J. Phys. B* **47**, 204002 (2014).
 - [11] G. Orlando, C. R. McDonald, N. H. Protik, and T. Brabec, “Identification of the keldysh time as a lower limit for the tunneling time,” *Phys. Rev. A* **89**, 014102 (2014).
 - [12] A. S. Landsman and U. Keller, “Tunnelling time in strong field ionisation,” *J. Phys. B* **47**, 204024 (2014).
 - [13] L. Torlina, F. Morales, J. Kaushal, I. Ivanov, A. Kheifets, A. Zielinski, A. Scrinzi, H. G. Muller, S. Sukiasyan, M. Ivanov, and O. Smirnova, “Interpreting attoclock measurements of tunnelling times,” *Nat. Phys.* **11**, 503–508 (2015).
 - [14] A. S. Landsman and U. Keller, “Attosecond science and the tunnelling time problem,” *Phys. Rep.* **547**, 1 (2015).
 - [15] N. Teeny, E. Yakaboylu, H. Bauke, and C. H. Keitel, “Ionization Time and Exit Momentum in Strong-Field Tunnel Ionization,” *Phys. Rev. Lett.* **116**, 063003 (2016).
 - [16] N. Teeny, C. H. Keitel, and H. Bauke, “Virtual-detector approach to tunnel ionization and tunneling times,” *Phys. Rev. A* **94**, 022104 (2016).
 - [17] T. Zimmermann, S. Mishra, B. R. Doran, D. F. Gordon, and A. S. Landsman, “Tunneling time and weak measurement in strong field ionization,” *Phys. Rev. Lett.* **116**, 233603 (2016).
 - [18] H. Ni, U. Saalman, and J.-M. Rost, “Tunneling ionization time resolved by backpropagation,” *Phys. Rev. Lett.* **117**, 023002 (2016).
 - [19] Jinlei Liu, Yongsheng Fu, Wenbo Chen, Zihui L, Jing Zhao, Jianmin Yuan, and Zengxiu Zhao, “Offset angles of photocurrents generated in few-cycle circularly polarized laser fields,” *J. Phys. B* **50**, 055602 (2017).
 - [20] Yang Song, Yujun Yang, Fuming Guo, and Suyu Li, “Revisiting the time-dependent ionization process through the bohmian-mechanics method,” *J. Phys. B* **50**, 095003 (2017).
 - [21] H. Ni, U. Saalman, and J.-M. Rost, “Tunneling exit characteristics from classical backpropagation of an ionized electron wave packet,” *Phys. Rev. A* **97**, 013426 (2018).
 - [22] H. Ni, N. Eicke, C. Ruiz, J. Cai, F. Oppermann, N. I. Shvetsov-Shilovski, and L.-W. Pi, “Tunneling criteria and a nonadiabatic term for strong-field ionization,” *Phys. Rev. A* **98**, 013411 (2018).
 - [23] M. Klaiber, K. Z. Hatsagortsyan, and C. H. Keitel, “Under-the-tunneling-barrier recollisions in strong-field ionization,” *Phys. Rev. Lett.* **120**, 013201 (2018).
 - [24] N. Eicke and M. Lein, “Trajectory-free ionization times in strong-field ionization,” *Phys. Rev. A* **97**, 031402 (2018).
 - [25] N. Douguet and K. Bartschat, “Dynamics of Tunneling Ionization using Bohmian Mechanics,” *Phys. Rev. A* **97**, 013402 (2018).
 - [26] A. W. Bray, S. Eckart, and A. S. Kheifets, “Keldysh-rutherford model for the attoclock,” *Phys. Rev. Lett.* **121**, 123201 (2018).
 - [27] B. Baytaş, M. Bojowald, and S. Crowe, “Canonical tunneling time in ionization experiments,” *Phys. Rev. A* **98**, 063417 (2018).
 - [28] Xianghe Ren, Yanan Wu, Lifei Wang, and Yujun Zheng, “Entangled trajectories during ionization of an h atom driven by n-cycle laser pulse,” *Phys. Lett. A* **382**, 2662 – 2665 (2018).
 - [29] Jia Tan, Yueming Zhou, Mingrui He, Yinbo Chen, Qinghua Ke, Jintai Liang, Xiaosong Zhu, Min Li, and Peixiang Lu, “Determination of the ionization time using attosecond photoelectron interferometry,” *Phys. Rev. Lett.* **121**, 253203 (2018).
 - [30] D. Sokolovski and E. Akhmatskaya, “No time at the end of the tunnel,” *Commun. Phys.* **1**, 47 (2018).
 - [31] Wei Quan, V. V. Serov, MingZheng Wei, Meng Zhao, Yu Zhou, YanLan Wang, XuanYang Lai, A. S. Kheifets, and XiaoJun Liu, “Attosecond molecular angular streaking with all-ionic fragments detection,” *Phys. Rev. Lett.* **123**, 223204 (2019).
 - [32] N. Douguet and K. Bartschat, “Attoclock setup with negative ions: A possibility for experimental validation,” *Phys. Rev. A* **99**, 023417 (2019).
 - [33] C. Hofmann, A. S. Landsman, and U. Keller, “Attoclock revisited on electron tunnelling time,” *J. Mod. Opt.* **66**, 1052–1070 (2019).
 - [34] V. V. Serov, A. W. Bray, and A. S. Kheifets, “Numerical attoclock on atomic and molecular hydrogen,” *Phys. Rev. A* **99**, 063428 (2019).
 - [35] Run Wang, Qingbin Zhang, Dan Li, Shengliang Xu, Pengkun Cao, Yueming Zhou, Wei Cao, and Peixiang Lu, “Identification of tunneling and multiphoton ionization in intermediate keldysh parameter regime,” *Opt. Express* **27**, 6471–6482 (2019).
 - [36] Meng Han, Peipei Ge, Yiqi Fang, Xiaoyang Yu, Zhenning Guo, Xueyan Ma, Yongkai Deng, Qihuang Gong, and Yunquan Liu, “Unifying tunneling pictures of strong-field ionization with an improved attoclock,” *Phys. Rev. Lett.* **123**, 073201 (2019).
 - [37] Minghu Yuan, “Direct probing of tunneling time in strong-field ionization processes by time-dependent wave packets,” *Opt. Express* **27**, 6502–6511 (2019).
 - [38] A. S. Kheifets, “The attoclock and the tunneling time debate,” *J. Phys. B* **53**, 072001 (2020).
 - [39] P. B. Corkum, *Phys. Rev. Lett.* **71**, 1994 (1993).
 - [40] A. M. Perelomov, V. S. Popov, and V. M. Terent’ev, “Ionization of atoms in an alternating electric field. ii,” *Zh. Exp. Theor. Fiz.* **51**, 309 (1966).
 - [41] A. M. Perelomov and V. S. Popov, “Ionization of atoms in an alternating electric field. iii,” *Zh. Exp. Theor. Fiz.* **52**, 514 (1967).
 - [42] M. V. Ammosov, N. B. Delone, and V. P. Krainov, “Tunnel ionization of complex atoms and of atomic ions in an alternating electromagnetic field,” *Zh. Eksp. Teor. Fiz.* **91**, 2008 (1986).
 - [43] L. V. Keldysh, “Ionization in the field of a strong electromagnetic wave,” *Zh. Eksp. Teor. Fiz.* **47**, 1945–1957 (1964).
 - [44] I. A. Ivanov and A. S. Kheifets, “Strong-field ionization of he by elliptically polarized light in attoclock configuration,” *Phys. Rev. A* **89**, 021402 (2014).
 - [45] S. Patchkovskii and H. G. Muller, “Simple, accurate, and efficient implementation of 1-electron atomic time-dependent

- schrödinger equation in spherical coordinates,” *Comp. Phys. Commun.* **199**, 153 – 169 (2016).
- [46] V. P. Majety and A. Scrinzi, “Absence of electron correlation effects in the helium attoclock setting,” *J. Mod. Optics* **64**, 1026–1030 (2017).
- [47] S. V. Popruzhenko, G. G. Paulus, and D. Bauer, “Coulomb-corrected quantum trajectories in strong-field ionization,” *Phys. Rev. A* **77**, 053409 (2008).
- [48] S. V. Popruzhenko and D. Bauer, *J. Mod. Opt.* **55**, 2573 (2008).
- [49] L. Torlina and O. Smirnova, “Time-dependent analytical r -matrix approach for strong-field dynamics. i. one-electron systems,” *Phys. Rev. A* **86**, 043408 (2012).
- [50] J. Kaushal and O. Smirnova, “Nonadiabatic coulomb effects in strong-field ionization in circularly polarized laser fields,” *Phys. Rev. A* **88**, 013421 (2013).
- [51] T. Nubbemeyer, K. Gorling, A. Saenz, U. Eichmann, and W. Sandner, “Strong-field tunneling without ionization,” *Phys. Rev. Lett.* **101**, 233001 (2008).
- [52] F. H. M. Faisal, “Multiple absorption of laser photons by atoms,” *J. Phys. B* **6**, L89 (1973).
- [53] H. R. Reiss, “Effect of an intense electromagnetic field on a weakly bound system,” *Phys. Rev. A* **22**, 1786 (1980).
- [54] N. M. Kroll and K. M. Watson, “Charged-particle scattering in the presence of a strong electromagnetic wave,” *Phys. Rev. A* **8**, 804–809 (1973).
- [55] A. Čerkić, E. Hasović, D. B. Milošević, and W. Becker, “High-order above-threshold ionization beyond the first-order born approximation,” *Phys. Rev. A* **79**, 033413 (2009).
- [56] D. B. Milošević, “Low-frequency approximation for above-threshold ionization by a laser pulse: Low-energy forward rescattering,” *Phys. Rev. A* **90**, 063423 (2014).
- [57] W. Becker, F. Grasbon, R. Kopold, D. B. Milošević, G. G. Paulus, and H. Walther, “Above-threshold ionization: from classical features to quantum effects,” *Adv. Atom. Mol. Opt. Phys.* **48**, 35 (2002).
- [58] D. M. Wolkow, “Über eine Klasse von Lösungen der Diracschen Gleichung,” *Z. Phys.* **94**, 250 (1935).
- [59] K. Krajewska, J.Z. Kamiński, and K. Wódkiewicz, “Zero-range interaction in arbitrary dimensions and in the presence of external forces,” *Opt. Commun.* **283**, 843 – 849 (2010).
- [60] E. Yakaboylu, M. Klaiber, and K. Z. Hatsagortsyan, “Wigner time delay for tunneling ionization via the electron propagator,” *Phys. Rev. A* **90**, 012116 (2014).
- [61] A. Peres, “Measurement of time by quantum clocks,” *Am. J. Phys.* **48**, 552 (1980).
- [62] M. Klaiber, J. Daněk, E. Yakaboylu, K. Z. Hatsagortsyan, and C. H. Keitel, “Strong-field ionization via a high-order coulomb-corrected strong-field approximation,” *Phys. Rev. A* **95**, 023403 (2017).
- [63] See the Supplemental Materials for the details.
- [64] D. B. Canário, M. Klaiber, K. Z. Hatsagortsyan, and C. H. Keitel, in preparation.
- [65] M. Klaiber, E. Yakaboylu, H. Bauke, K. Z. Hatsagortsyan, and C. H. Keitel, “Under-the-barrier dynamics in laser-induced relativistic tunneling,” *Phys. Rev. Lett.* **110**, 153004 (2013).
- [66] V. S. Popov, “Imaginary-time method in quantum mechanics and field theory,” *Phys. Atom. Nuclei* **68**, 686 (2005).