

Band topology, Hubbard model, Heisenberg model, and Dzyaloshinskii-Moriya interaction in twisted bilayer WSe₂

Haining Pan, Fengcheng Wu,^{*} and Sankar Das Sarma

*Condensed Matter Theory Center and Joint Quantum Institute,
Department of Physics, University of Maryland, College Park, Maryland 20742, USA*

We present a theoretical study of single-particle and many-body properties of twisted bilayer WSe₂. For single-particle physics, we calculate the band topological phase diagram and electron local density of states (LDOS), which are found to be correlated. By comparing our theoretical LDOS with those measured by scanning tunneling microscopy, we comment on the possible topological nature of the first moiré valence band. For many-body physics, we construct a generalized Hubbard model on a triangular lattice based on the calculated single-particle moiré bands. We show that a layer potential difference, arising, for example, from an applied electric field, can drastically change the non-interacting moiré bands, tune the spin-orbit coupling in the Hubbard model, control the charge excitation gap of the Mott insulator at half filling, and generate an effective Dzyaloshinskii-Moriya interaction in the effective Heisenberg model for the Mott insulator. Our theoretical results agree with transport experiments on the same system in several key aspects, and establish twisted bilayer WSe₂ as a highly tunable system for studying and simulating strongly correlated phenomena in the Hubbard model.

I. INTRODUCTION

Twisted bilayers with a long-range moiré pattern provide highly tunable platforms to study fundamental physics for both single-particle and many-body phenomena. An important breakthrough was the experimental discovery of superconducting and correlated insulating states [1, 2] in magic-angle twisted bilayer graphene (TBG) [3]. While magic-angle TBG is under active study and hosts a rich variety of phenomena [4–7], it poses challenges for both experiment and theory. In experiment, superconducting and correlated insulating states in TBG are fragile and appear only within a narrow range of twist angle around the magic angle ($\sim 1.1^\circ$), requiring great experimental efforts to fine tune the twist angle. In theory, the low-energy moiré bands in TBG defy the construction of fully symmetric Wannier states because of intrinsic obstructions [8], which complicates theoretical analysis.

It was theoretically proposed that twisted bilayer transition metal dichalcogenides (TMDs) represent a simpler system compared to TBG and can provide a platform to simulate model Hamiltonians such as Hubbard model and Kane-Mele model [9, 10]. Here, TMDs refer to group-VI semiconducting transition metal dichalcogenides such as WSe₂ [11]. The simplicity of TMDs compared to graphene originates from the fact that the former is a semiconductor with a large band gap as well as a large spin-orbit coupling, while the latter is a semimetal with Dirac cones and spin SU(2) symmetry. Because of the reduced symmetries in TMDs, the low-energy degrees of freedom in twisted bilayer TMDs are fewer than TBG, which leads to theoretical simplification, allowing effective realizations of simple yet important model Hamil-

tonians [9, 10]. Another noticeable difference between twisted bilayer TMD and TBG is that the nearly flat moiré bands appear in a large range of twist angles in the former system, but only occur within a small window ($\pm 0.1^\circ$) around the magic angle in the latter system. This difference could lead to practical advantages, as there is no longer an acute need to carefully fine tune the twist angle in order to achieve the flat band situation. Single-particle flat bands strongly enhance the relative interaction strength since the non-interacting kinetic energy is suppressed under the flat-band condition, potentially leading to many interesting correlated quantum phases.

There are two types of twisted TMD bilayers, namely, heterobilayers and homobilayers. In heterobilayers, the two layers are, respectively, two different TMD materials, for example WSe₂/MoSe₂, which automatically lift the layer degeneracy. This moiré system can realize a generalized Hubbard model on a triangular lattice formed by effective moiré sites [9]. Such a Hubbard model simulator based on TMD heterobilayers has recently been experimentally realized in Refs. 12 and 13, which report evidence for Mott insulators and Wigner crystals.

In this paper we focus on twisted TMD homobilayers, where the two layers are formed from the same material. Because of stronger interlayer coupling, homobilayers can potentially be more interesting as well as more tunable compared to heterobilayers. Our work is motivated by two experimental studies on twisted bilayer WSe₂ (tWSe₂), where one experiment is based on scanning tunneling microscope (STM) [14], and the other is on transport measurement [15]. Both experimental papers [14, 15] report signatures of narrow moiré bands in tWSe₂, and the transport experiment [15] also identifies half-filled correlated insulators that can be sensitively tuned using an external displacement field.

The purpose of this work is mainly twofold. First, we study the nature of the low-energy non-interacting moiré bands, including their topological character and

^{*} wufcheng@umd.edu

their mapping to effective lattice models. We present systematic topological phase diagrams characterized by valley Chern numbers as a function of system parameters. We find that the topology of the first moiré valence band is closely connected with the pattern of electron density distribution in moiré superlattices. By comparing our theoretical local density of states with those measured by STM [14], we find that the first moiré valence band in tWSe₂ is likely to be topologically trivial, and can be described by a one-orbital tight-binding model on a triangular lattice. The tight-binding model combined with Coulomb repulsion leads to the realization of an effective Hubbard model for the corresponding interacting system. Second, we demonstrate the convenient tunability provided by an external out-of-plane displacement field in controlling both single-particle as well as many-body properties of TMD homobilayers. For single-particle physics, we show that V_z , a layer potential difference generated by the displacement field, drastically changes the moiré band structure, tunes van Hove singularities, and controls the effective spin-orbit coupling in the tight-binding model. For many-body physics, we predict that V_z generates an effective Dzyaloshinskii-Moriya (DM) interaction in the effective Heisenberg model (the spin model for Mott insulator at half filling) associated with the Hubbard model, and acts as a tunable experimental knob that can turn on and off the corresponding correlated (Mott) insulators at half filling. Our theoretical results are consistent with a recent transport experiment in tWSe₂ [15].

We highlight two specific important predictions of our theory. (1) Even in the parameter space where the first moiré valence band is topologically trivial, other moiré bands can still be topologically nontrivial. This should motivate transport study on the (topologically nontrivial) second and even third moiré valence bands by increasing the hole carrier density. (2) The DM interaction breaks spin SU(2) symmetry down to U(1) symmetry, and leads to in plane spin ordering with vector spin chirality in the 120° antiferromagnetic ground state of the Heisenberg model on a triangular lattice. This field-tunable DM interaction in the moiré system is an interesting phenomenon, which may find applications in spintronics.

The remainder of this paper is organized as follows. In Sec. II, we present a thorough study of moiré band structure in tWSe₂ with a focus on the topological character and the electron density distribution in real space. In Sec. III, we construct a tight-binding model for the first moiré valence band in the topologically trivial regime and in the presence of a finite V_z . In Sec. IV, we construct a Hubbard model for the first moiré band by including Coulomb repulsion. We study the Hubbard model at half filling by mapping it to the corresponding Heisenberg model as well as directly by using a mean-field theory. The effects of V_z as well as an out-of-plane magnetic field on many-body physics are also calculated. In Sec. V, we provide a summary and discuss future research direc-

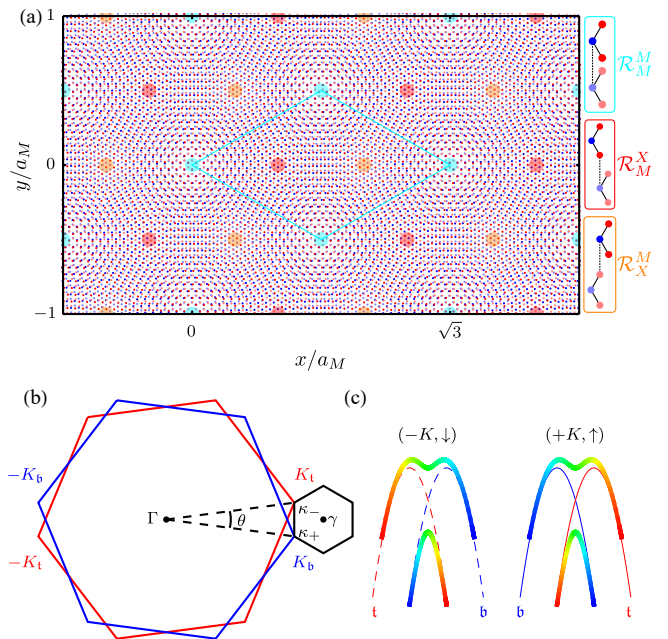


FIG. 1. (a) Moiré superlattices formed in the twisted bilayer. The dots with cyan, red and orange colors indicate, respectively, \mathcal{R}_M^M , \mathcal{R}_M^X and \mathcal{R}_X^M positions with local stacking configurations shown in the insets. The cyan lines mark a moiré unit cell. (b) Brillouin zones associated with the bottom (blue) and top (red) layers, and the moiré Brillouin zone (black). (c) Schematic illustration of band structure in the twisted bilayer.

tions.

II. MOIRÉ BAND STRUCTURE

A. Moiré Hamiltonian

Twisted TMD homobilayers with a long-range moiré period has two distinct stacking configurations [10], of which the twist angle θ between the two layers are, respectively, near 0° and 180°. These two configurations are different because each monolayer TMD has a D_{3h} point-group symmetry without C_{2z} symmetry (i.e., twofold rotation around out-of-plane \hat{z} axis). The twisted bilayer with θ close to 180° can realize a two-orbital Hubbard model on a triangular lattice (see Supplemental Material in Ref. 10).

In this work, we focus on valence band states in tWSe₂ with a small twist angle θ near 0°, motivated by recent experimental studies [14, 15]. This situation has been studied in Ref. 10 for the single-particle moiré bands. Here we present a more systematic investigation including a complete topological phase diagram and a microscopic many-body theory. As shown in Fig. 1(a), the moiré pattern formed in the twisted bilayer has a period $a_M \approx a_0/|\theta|$, where $a_0 \approx 3.28 \text{ \AA}$ is the mono-

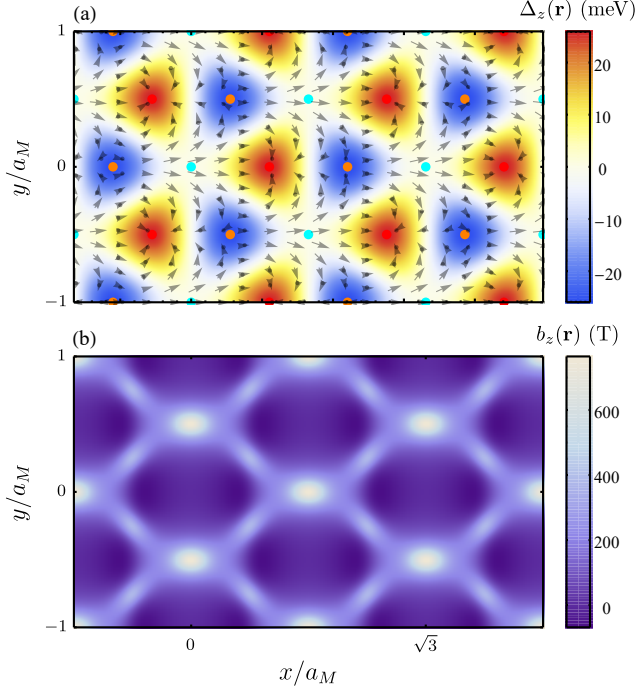


FIG. 2. (a) The spatial variation of the layer pseudospin magnetic field $\Delta(\mathbf{r})$ in the moiré pattern. The arrows represent the x and y components of $\Delta(\mathbf{r})$ and the color map shows the z component. The cyan, red and orange dots mark high-symmetry positions as in Fig. 1(a). (b) The effective magnetic field $b_z(\mathbf{r})$ that corresponds to the skyrmion field in (a). Parameter values are $(\theta, V, \psi, w) = (3^\circ, 5 \text{ meV}, 0.5\pi, 20 \text{ meV})$.

layer lattice constant. In each moiré unit cell (MUC), there are three high-symmetry positions: \mathcal{R}_M^M , \mathcal{R}_M^X and \mathcal{R}_M^β , where M and X , respectively, represent metal and chalcogen atoms, and \mathcal{R}_M^β marks a local position where the α atom in the bottom layer is vertically aligned with the β atom in the top layer. The twisted bilayer has D_3 point-group symmetry generated by a threefold rotation C_{3z} around the \hat{z} axis and a twofold rotation C_{2y} around the in-plane \hat{y} axis that swaps the two layers. The D_3 point group is reduced to C_3 when an external out-of-plane displacement field is applied to the system.

In semiconducting TMDs, the topmost valence band states at $\pm K$ valleys and Γ valley can be close in energy [16]. For small angle tWSe₂, STM measurement shows that its topmost moiré valence bands originate from $\pm K$ valleys instead of Γ valley [14]. Therefore, we focus on $\pm K$ valleys states.

There is a large valley-dependent spin splitting in the valence bands at $\pm K$ valley, which leads to an effective spin-valley locking [11] and reduces the degrees of freedom in the low-energy theory. Therefore, we only consider the spin up (down) valence band in $+K$ ($-K$) valley, as schematically shown in Fig. 1(c). Furthermore, we treat $+K$ and $-K$ valleys separately in the single-particle Hamiltonian because the two valleys are separated by a large momentum when θ is small [Fig. 1(b)]. Since the

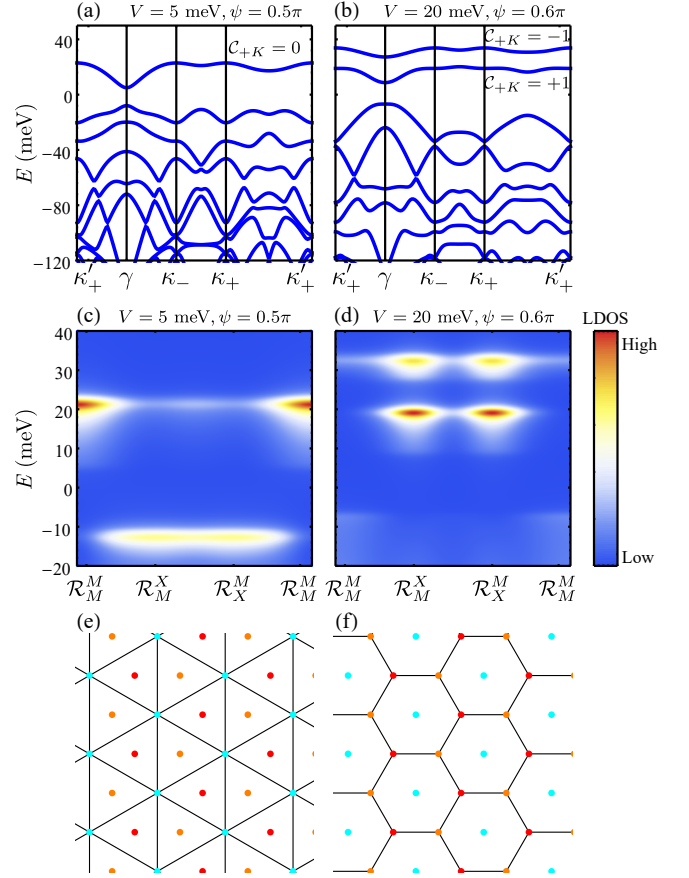


FIG. 3. (a) and (b) moiré band structure for different values of (V, ψ) . θ is 3° and w is 20 meV. (c) Local density of states (LDOS) for the moiré bands in (a). The horizontal axis is along a high symmetry line in the moiré pattern. (d) Similar as (c) but for moiré bands in (b). (e) An effective triangular lattice model for the first moiré band in (a). (f) An effective honeycomb lattice model for the first and second moiré bands in (b). In (e) and (f), the cyan, red and orange dots mark \mathcal{R}_M^M , \mathcal{R}_M^X and \mathcal{R}_M^β positions in the moiré pattern.

two valleys are related by time-reversal symmetry \mathcal{T} , we can focus on $+K$ valley, of which the moiré Hamiltonian is given by [10]

$$\mathcal{H}_\uparrow = \begin{pmatrix} -\frac{\hbar^2(\mathbf{k}-\boldsymbol{\kappa}_+)^2}{2m^*} + \Delta_+(\mathbf{r}) & \Delta_T(\mathbf{r}) \\ \Delta_T^\dagger(\mathbf{r}) & -\frac{\hbar^2(\mathbf{k}-\boldsymbol{\kappa}_-)^2}{2m^*} + \Delta_-(\mathbf{r}) \end{pmatrix}, \quad (1)$$

where the 2×2 matrix is in the layer pseudospin space, the diagonal terms are associated with each layer, and the off-diagonal terms describe the interlayer tunneling. In Eq.(1), m^* is the valence band effective mass, the layer-dependent momentum offset $\boldsymbol{\kappa}_\pm = [4\pi/(3a_M)](-\sqrt{3}/2, \mp 1/2)$ capture the rotation in the momentum space [Fig. 1(b)], and $\Delta_\pm(\mathbf{r})$ is the layer-

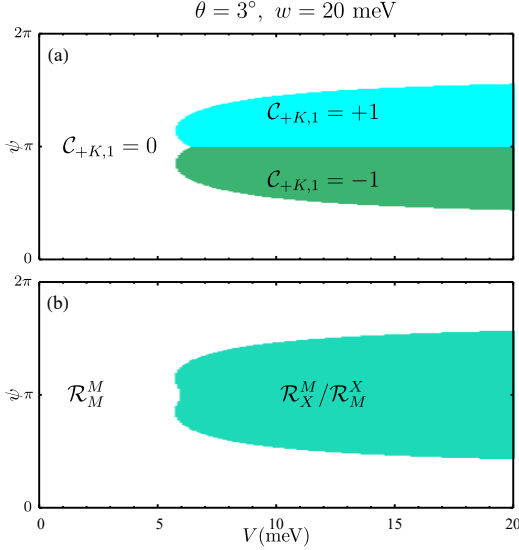


FIG. 4. (a) Topological phase diagram characterized by the Chern number $C_{+K,1}$ of the first moiré valence band. (b) The white (green) regime represents parameter space where the potential maximum positions of $\hat{\Delta}$ are at \mathcal{R}_M^M ($\mathcal{R}_M^X/\mathcal{R}_X^M$). The phase boundary between topological ($C_{+K,1} \neq 0$) and trivial ($C_{+K,1} = 0$) phases in (a) closely follows the boundary between white and green regimes in (b).

dependent moiré potential given by

$$\Delta_{\pm}(\mathbf{r}) = 2V \sum_{j=1,3,5} \cos(\mathbf{b}_j \cdot \mathbf{r} \pm \psi), \quad (2)$$

where V and ψ respectively characterize the amplitude and spatial pattern of the moiré potential, and \mathbf{b}_j is the moiré reciprocal lattice vectors in the first shell. Here $\mathbf{b}_1 = [4\pi/(\sqrt{3}a_M)](1,0)$ and \mathbf{b}_j with $j = 2, 3 \dots 6$ are related to \mathbf{b}_1 by $(j-1)\pi/3$ rotation. The interlayer tunneling $\Delta_T(\mathbf{r})$ is parametrized by

$$\Delta_T(\mathbf{r}) = w(1 + e^{-i\mathbf{b}_2 \cdot \mathbf{r}} + e^{-i\mathbf{b}_3 \cdot \mathbf{r}}), \quad (3)$$

where w is the interlayer tunneling strength.

We take the effective mass m^* to be $0.45m_0$ following the experimental value [17] of monolayer WSe₂, where m_0 is the electron rest mass. Other parameters (V, ψ, w) could in principle be estimated using first-principles calculations [9, 10, 18, 19]. However, such estimations may suffer from large uncertainties as these parameters are very sensitive to the layer separation that varies spatially in the moiré pattern. Therefore, we treat (V, ψ, w) as phenomenological parameters, and present a systematic study of the moiré band structure as a function of these parameters. At this early stage of the development of the subject, first-principles band structure calculations, with their inherent quantitative uncertainties, should be used with caution in developing low-energy effective theories with small energy scales, where the relevant band parameters can be obtained from experimental measure-

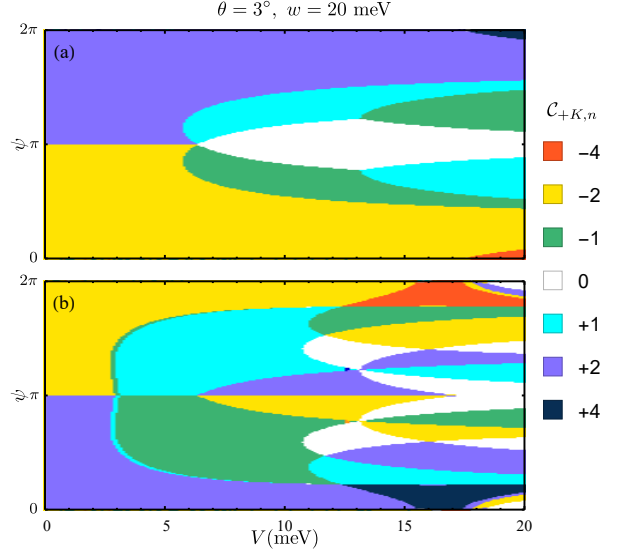


FIG. 5. (a) Topological phase diagram characterized by the Chern number $C_{+K,2}$ of the second moiré valence band. The colors encode different integer values of $C_{+K,2}$. (b) Similar as (a) but for the Chern number of the third moiré valence band.

ments (or can be taken as unknown phenomenological parameters of the effective theory).

B. Layer pseudospin skyrmion

From the continuum Hamiltonian \mathcal{H}_{\uparrow} in the layer pseudospin space, we can define a scalar potential Δ_0 and a layer pseudospin magnetic field Δ as follows:

$$\begin{aligned} \Delta_0(\mathbf{r}) &= \frac{\Delta_+ + \Delta_-}{2}, \\ \Delta(\mathbf{r}) &= \left(\text{Re}\Delta_T^\dagger, \text{Im}\Delta_T^\dagger, \frac{\Delta_+ - \Delta_-}{2} \right). \end{aligned} \quad (4)$$

We plot the layer pseudospin magnetic field Δ in Fig. 2(a). The in-plane vector (Δ_x, Δ_y) , which accounts for interlayer tunneling, forms vortices and antivortices around \mathcal{R}_M^X and \mathcal{R}_X^M positions, while Δ_z , the z component of Δ , takes maximum and minimum values at these two high-symmetry positions. This spatial profile indicates that Δ forms a skyrmion lattice, which is characterized by the following winding number N_w [20]:

$$\begin{aligned} N_w &\equiv \frac{1}{4\pi} \int_{\text{MUC}} d\mathbf{r} \frac{\Delta \cdot (\partial_x \Delta \times \partial_y \Delta)}{|\Delta|^3} \\ &= \begin{cases} +1, V \sin \psi > 0 \\ -1, V \sin \psi < 0 \end{cases}. \end{aligned} \quad (5)$$

Here N_w is quantized to $+1$ or -1 depending on the sign of $V \sin \psi$.

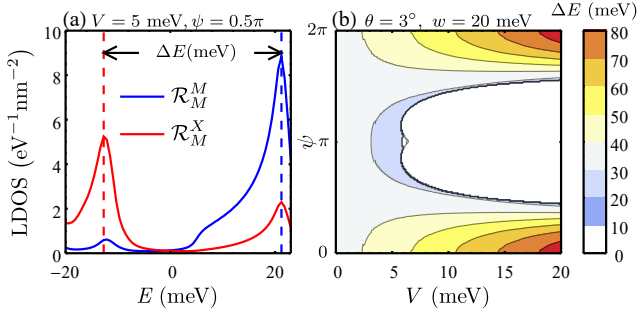


FIG. 6. (a) Local density of states at \mathcal{R}_M^M (blue curve) and \mathcal{R}_M^X (red curve) positions. The first (second) peak marked by blue (red) dashed line is mainly at \mathcal{R}_M^M (\mathcal{R}_M^X) positions. Parameter values are the same as those for Fig. 3(a). We use ΔE to denote the energy separation between the first and second peaks. (b) ΔE as a function of V and ψ with $w = 20$ meV and $\theta = 3^\circ$. The color map shows the value of ΔE in the topologically trivial regime of Fig. 4(a). The white region corresponds to the topological phases of Fig. 4(a), where we do not present the value of ΔE .

In the adiabatic limit where the electron's pseudospin follows the skyrmion texture locally, electron's wave function acquires a real-space Berry phase [20], which can be attributed to an emergent (fictitious) orbital magnetic field b_z which is pointing out of plane:

$$b_z(\mathbf{r}) = \frac{\hbar}{2e} \frac{\Delta \cdot (\partial_x \Delta \times \partial_y \Delta)}{|\Delta|^3}. \quad (6)$$

The effective magnetic flux produced by b_z over one MUC is quantized to $\pm h/e$, following Eq. (5). Figure 2(b) plots the spatial variation of b_z in the moiré pattern, and shows that b_z has a strong spatial variation with a large peak value on the order of a few hundreds of teslas, much higher than any real available laboratory magnetic fields.

The skyrmion lattice and the emergent b_z field open up the possibility for topological moiré bands. However, we note that the adiabatic limit is *not* always satisfied in our system, and we find that the skyrmion winding number and the band topology do not have a one-to-one correspondence.

We also define an effective total potential $\tilde{\Delta} = \Delta_0 + |\Delta|$. Because the kinetic energy in Eq. (1) has a hole-type dispersion, low-energy states in our theory are those that are close to the valence band edge. In a semiclassical picture, low-energy states near the band edge tend to be confined near positions where $\tilde{\Delta}$ reaches its maximum value. The maximum positions of $\tilde{\Delta}$ can be at \mathcal{R}_M^M or $\mathcal{R}_M^X/\mathcal{R}_X^M$ depending on the exact values of (V, ψ, w) , which can have important implications on the band topology, as discussed in the following.

C. Topological phase diagram

We diagonalize the moiré Hamiltonian in Eq. (1) using plane-wave expansion based on Bloch's theorem, and

show representative moiré band structure in Fig. 3. To discuss band topology, we use $\mathcal{C}_{\pm K, n}$ to denote the Chern number of the n -th moiré valence band in $\pm K$ valleys. Here, we label the moiré valence bands in a descending order of energy, and the topmost moiré valence band in each valley is labeled as the first one. We focus our discussion on $+K$ valley, since $\mathcal{C}_{-K, n} = -\mathcal{C}_{+K, n}$ because of time-reversal symmetry.

We find that the topological character of the moiré bands depends on the precise values of the band parameters. In Fig. 3(a), the first moiré band is topologically trivial with a zero Chern number. By contrast, in Fig. 3(b) with a different set of parameter values, the first moiré band is topologically nontrivial with a finite Chern number. The fact that the topology of the moiré bands depends on the details of the parameter values is not surprising since the relevant band Chern number depends on the details of the wave function and is not determined uniquely by any symmetry. For the two sets of parameter values used, respectively, in Figs. 3(a) and 3(b), the corresponding skyrmion winding numbers N_w are both quantized to $+1$, which shows that the moiré band topology is *not* uniquely determined by N_w as the adiabatic limit is *not* always satisfied.

The band topology turns out to have a close connection with the spatial pattern of the effective total potential $\tilde{\Delta}$. For Fig. 3(a), the corresponding $\tilde{\Delta}$ reaches its potential maximum at \mathcal{R}_M^M positions. Therefore, electrons in the first moiré band of Fig. 3(a) are confined to \mathcal{R}_M^M positions, which is verified by the local density of states (LDOS) plotted in Fig. 3(c). It follows that the first band in Fig. 3(a) can be described using a tight-binding model on a triangular lattice formed by \mathcal{R}_M^M sites [Fig. 3(e)].

As a comparison, the first and second moiré bands in Fig. 3(b) are topological with Chern numbers of -1 and $+1$, respectively. Electron density in both bands is peaked near \mathcal{R}_M^X and \mathcal{R}_X^M positions [Fig. 3(d)], following the potential maximum positions of the corresponding $\tilde{\Delta}$. As shown in Ref. 10, these two topological bands with opposite Chern numbers as a whole can be described by the Haldane model [21] on a honeycomb lattice formed by \mathcal{R}_M^X and \mathcal{R}_X^M sites [Fig. 3(f)]. Therefore, the full system that consists of $\pm K$ valleys can realize the Kane-Mele model [22] that includes two time-reversed partner copies of the Haldane model.

To obtain a systematical characterization of the band topology, we present a phase diagram in Fig. 4(a) which plots the Chern number $\mathcal{C}_{+K, 1}$ of the first moiré valence band as a function of V and ψ for a fixed value of w . There are three phases: the topological phases with $\mathcal{C}_{+K, 1} = +1$ or -1 , and the trivial phase with $\mathcal{C}_{+K, 1} = 0$. The trivial (topological) regime closely tracks the parameter space where the potential maximum positions of $\tilde{\Delta}$ are at \mathcal{R}_M^M ($\mathcal{R}_M^X/\mathcal{R}_X^M$), as shown by Figs. 4(a) and 4(b).

The topological phase diagram for the second and third moiré valence bands are, respectively, plotted in Figs. 5(a) and 5(b). The Chern number $\mathcal{C}_{+K, n}$ for $n = 2$ and 3 has a complicated dependence on the model param-

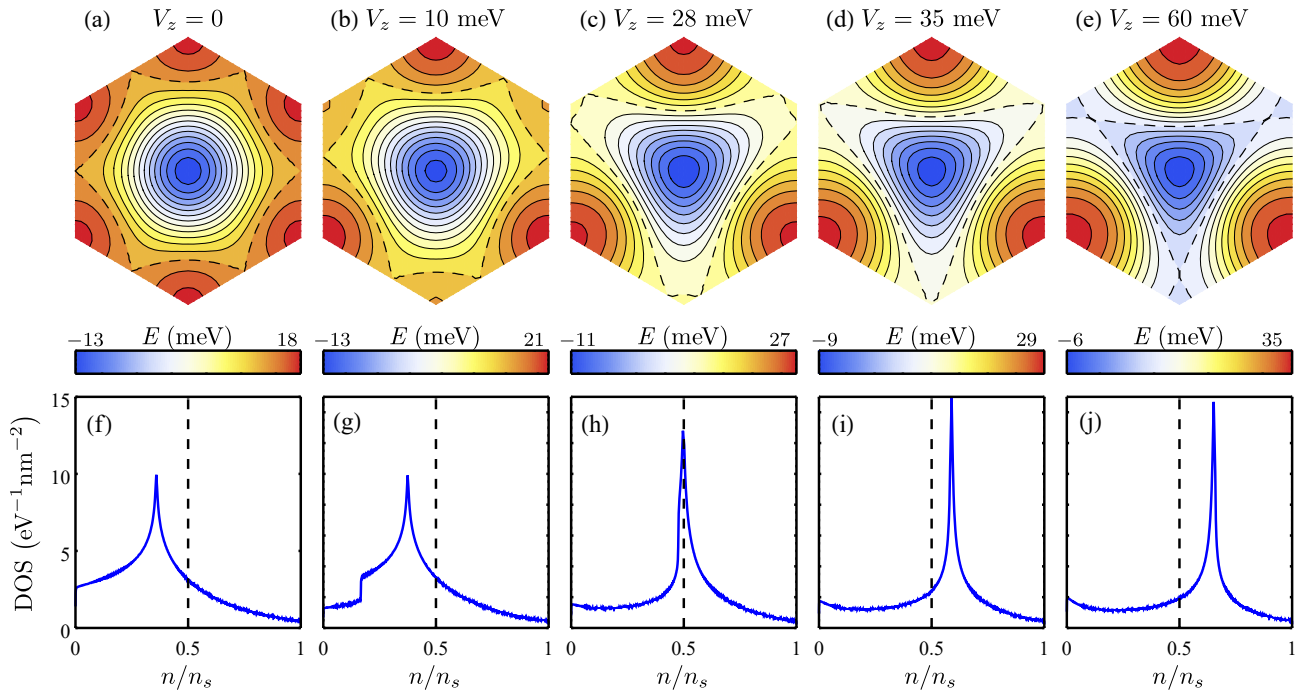


FIG. 7. (a)-(e) The first moiré valence band in $+K$ valley for different values of V_z . The dashed lines mark the Fermi contour at the van Hove energy. Parameter values are $(\theta, V, \psi, w) = (4^\circ, 4.4\text{meV}, 5.9, 20\text{meV})$. The plotted band is topologically trivial. (f)-(j) The corresponding density of states for the band shown in (a)-(e). The horizontal axis represents the hole filling factor n/n_s . The first moiré valence bands are fully filled (empty) at $n/n_s = 0$ (1).

eters, which gives rise to the colorful phase diagrams in Fig. 5. By comparing Figs. 4(a) and 5, we can conclude that the second and third moiré bands can be topological even in the parameter space where the first moiré valence band is topologically trivial. This has important experimental consequences since, in principle, these higher topological moiré bands can be studied experimentally if the chemical potential resides in the higher bands.

D. Comparison with STM experiment

To determine which phase has actually been realized in tWSe_2 , we now turn to STM experiments on this system very recently reported in Ref. 14. In this experiment [14], the first LDOS peak at the valence band side (i.e., holes) is found to be primarily localized at R_M^M positions and the second peak is localized at R_M^X and R_X^M positions [Fig. 2d in Ref. 14], which is consistent with the LDOS structure [Fig. 6(a)] in the trivial regime of Fig. 4(a). With this comparison between the experiment [14] and our theory, we find that the first moiré valence bands in tWSe_2 are likely topologically trivial.

The energy separation ΔE between the first and second LDOS peaks is found to be ~ 40 meV for tWSe_2 with $\theta \approx 3^\circ$ in Ref. 14. We plot our theoretical value of ΔE as a function of V and ψ at a fixed value of w

in Fig. 6(b). The experimental value $\Delta E \approx 40$ meV constraints (V, ψ, w) to a finite parameter space that belongs to the topologically trivial regime of Fig. 4(a), but does not lead to a unique determination of (V, ψ, w) . We choose a typical set of parameters $(V, \psi, w) = (4.4 \text{ meV}, 5.9, 20 \text{ meV})$, which reproduces the experimental LDOS structure both qualitatively and quantitatively, and use them in all the following calculations.

We make two additional remarks. (1) The experimental LDOS peak energies are subjected to uncertainties, because the experimental LDOS curves are currently broad in energy [14]. Future STM measurement with high resolution is required to fully determine the moiré band energetics and local density distribution. (2) Lattice relaxation effects, which we do not study explicitly in this work, can become important for small twist angles ($\theta < 2.5^\circ$) [23]. Therefore, we restrict our study mainly to $\theta \geq 3^\circ$.

III. FIELD-TUNABLE LATTICE MODEL

We focus on the first moiré valence band in the topologically trivial regime, and construct an effective tight-binding model for this band in the presence of a layer potential difference V_z . We note that V_z can also drive moiré bands that are initially in the topological phase to become topologically trivial [10]. With the experimen-

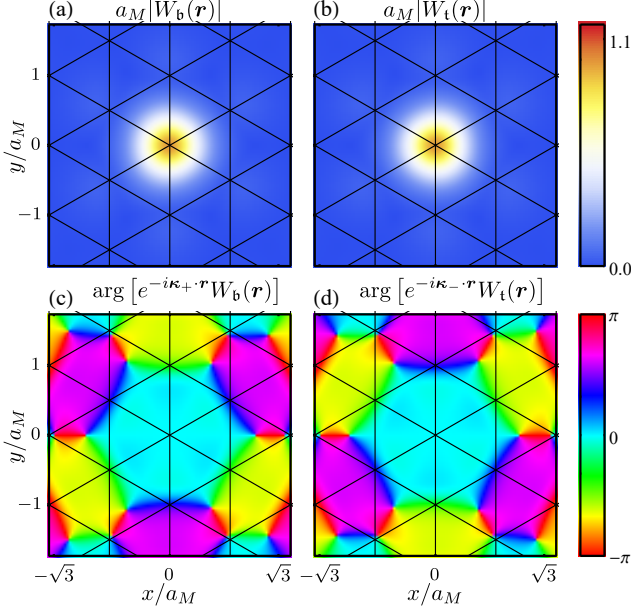


FIG. 8. (a),(b) Amplitude of $W_b(\mathbf{r})$ and $W_t(\mathbf{r})$, which are, respectively, the bottom and top layer components of the Wannier state. (c),(d) Phase of $W_b(\mathbf{r}) \exp(-i\kappa_+ \cdot \mathbf{r})$ and $W_t(\mathbf{r}) \exp(-i\kappa_- \cdot \mathbf{r})$, where the additional phase factors $\exp(-i\kappa_{\pm} \cdot \mathbf{r})$ make the three-fold rotational symmetry transparent. The black lines mark the effective triangular lattice. Parameter values are the same as those used for Fig. 7(a).

tally tunable parameter V_z , topologically trivial moiré bands can always be realized in tWSe_2 .

The potential V_z is generated by an external out-of-plane displacement field, and is a tuning knob in controlling the band structure as well as many-body physics. With a finite V_z , we replace Δ_{\pm} in the moiré Hamiltonian of Eq. (1) by $\Delta_{\pm} \pm V_z/2$. At $V_z = 0$, the wave function of the first moiré band in $+K$ valley at the two corners of the moiré Brillouin zone, κ_+ and κ_- , are primarily located in the bottom and top layers, respectively. A finite layer potential difference V_z shifts the band energies at κ_+ and κ_- in opposite ways, and therefore, can lead to a drastic change in the band structure as demonstrated in Figs. 7 (a)-(e). A noticeable effect is that the van Hove saddle points in the band structure can be effectively moved in the moiré Brillouin zone by tuning V_z . There is a critical value of V_z , at which three van Hove saddle points merge to a single higher-order saddle point [24–26] at one of the corners of the moiré Brillouin zone [Fig. 7(d)]. As a result, the van Hove singularities in the density of states (DOS) can be tuned from below to above half-filling by changing V_z as shown in Figs. 7 (f)-(j). This can have important implications on many-body physics, as discussed in Section IV.

To build up a tight-binding model for this topologically trivial band, we construct localized Wannier states. For this purpose, we choose a gauge such that the bottom-layer component of the Bloch wave function at each momentum is real and positive at the origin in real space.

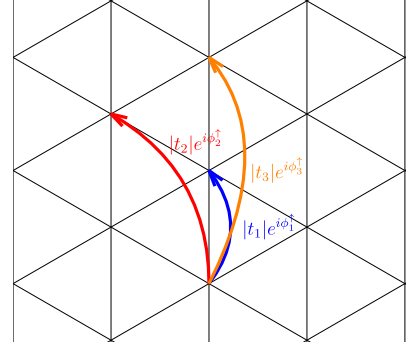


FIG. 9. Illustration of representative hopping parameters in spin \uparrow channel.

A linear superposition of such Bloch states leads to the Wannier state in Fig. 8, which is exponentially localized around the origin (one of the \mathcal{R}_M^M sites) and threefold rotational symmetric. Appendix A provides the detailed procedure to construct Wannier states.

The corresponding tight-binding model on the triangular lattice formed by \mathcal{R}_M^M sites can be parametrized as

$$H_{\text{TB}} = \sum_s \sum_{i,j} t_s(\mathbf{R}_i - \mathbf{R}_j) c_{i,s}^\dagger c_{j,s}, \quad (7)$$

where $s = \uparrow, \downarrow$ represents spin \uparrow and \downarrow states associated respectively with $+K$ and $-K$ valleys, \mathbf{R}_i represents a site in the triangular lattice, and $c_{j,s}$ ($c_{j,s}^\dagger$) is electron annihilation (creation) operator. $t_s(\mathbf{R}_i - \mathbf{R}_j)$ is the hopping parameter, which is constrained by the following relations. (1) Hermiticity of Hamiltonian (7) requires that $t_s(\mathbf{R}) = t_s^*(-\mathbf{R})$; (2) threefold rotational symmetry (C_3) requires that $t_s(\mathbf{R}) = t_s(\hat{R}(2\pi/3)\mathbf{R})$, where $\hat{R}(2\pi/3)$ is a $2\pi/3$ rotation matrix; (3) time-reversal symmetry (\mathcal{T}) requires that $t_s(\mathbf{R}) = t_{-s}^*(\mathbf{R})$. In Fig. 9, we use $|t_n|$ and ϕ_n^\uparrow to denote the magnitude and phase for *representative* hopping parameters between n -th nearest neighbors in the spin \uparrow channel. Since all the hopping terms within the n -th hopping shell are related by the aforementioned three relations, they can be determined once $|t_n|$ and ϕ_n^\uparrow are determined.

In Fig. 10, we present numerical values of $|t_n|$ and ϕ_n^\uparrow for n up to 3. Figure 10(a) shows that $|t_n|$ decays exponentially as the moiré periodicity increases (equivalently, the twist angle θ decreases), since the Wannier states at different sites become further apart. $|t_n|$ and ϕ_n^\uparrow can also be controlled by V_z , as illustrated in Figs. 10(c) and 10(d). An important effect is that the phase ϕ_1^\uparrow can be drastically changed by V_z . ϕ_1^\uparrow is π at $V_z = 0$, and evolves to $4\pi/3$ ($2\pi/3$) when $|V_z|$ becomes large enough so that the two layers in the system become effectively decoupled. The dependence of ϕ_1^\uparrow on V_z follows the change in the band structure shown in Fig. 7. When the hopping parameters take complex values (i.e., ϕ_n^\uparrow deviates from 0

or π), they become spin dependent, which leads to effective spin-orbit couplings in the tight-binding model. As a very common feature, moiré systems have valley dependent band structures [3, 8, 27], which, in our case, lead to the spin-orbit coupling because of spin-valley locking.

IV. HUBBARD MODEL

Many-body interactions are effectively enhanced for electrons in the moiré band with a narrow bandwidth because of the strongly suppressed kinetic energy. By combining the tight-binding Hamiltonian in Eq. (7) with electron-electron Coulomb repulsion, we can construct a generalized Hubbard model:

$$H = \sum_s \sum_{i,j} t_s (\mathbf{R}_i - \mathbf{R}_j) c_{i,s}^\dagger c_{j,s} + \frac{1}{2} \sum_{s,s'} \sum_{i,j} U(\mathbf{R}_i - \mathbf{R}_j) c_{i,s}^\dagger c_{j,s'}^\dagger c_{j,s'} c_{i,s}, \quad (8)$$

where the repulsion $U(\mathbf{R}_i - \mathbf{R}_j)$ between sites i and j is calculated by projecting the Coulomb repulsion $\tilde{U}(\mathbf{r}) = e^2/(\epsilon r)$ onto the Wannier states. Here ϵ is the effective background dielectric constant that can be controlled by the three-dimensional dielectric environment. We take ϵ as a free parameter in our theory since its precise value is tunable (and not always precisely known). Numerical values of U_0 (on site repulsion) and U_n ($n = 1, 2, 3$ for repulsion between n -th nearest neighbors) are presented in Fig. 10(b). For a typical value of ϵ about 10, the on-site interaction U_0 can be at least one order-of-magnitude greater than the hopping parameters for twist angle θ below 5° . Therefore, tWSe₂ provides a platform to simulate the generalized Hubbard model on a triangular lattice. Moreover, the hopping parameters can be *in situ* controlled by an external displacement field. The effective interacting model is a generalized Hubbard model since both interaction and hopping in Eq. (8) are not necessarily restricted to being on-site or nearest-neighbor, respectively as the whole many-body Hamiltonian matrix of Eq. (8) can be calculated from our moiré band calculations for a given ϵ .

A. Heisenberg model

We consider carrier density at half-filling, where there is one electron per moiré unit cell in the first moiré valence bands (equivalently, one hole per moiré unit cell when counting from the charge neutrality point of the twisted bilayer). The strong on-site repulsion U_0 suppresses double occupation at the same moiré site and gives rise to a Mott insulator. In this Mott limit (where U_0 is very large, much larger than the hopping parameters), the low-energy degrees of freedom are the electron spins at different sites. By retaining only nearest-neighbor hopping in the tight-binding model and on-site

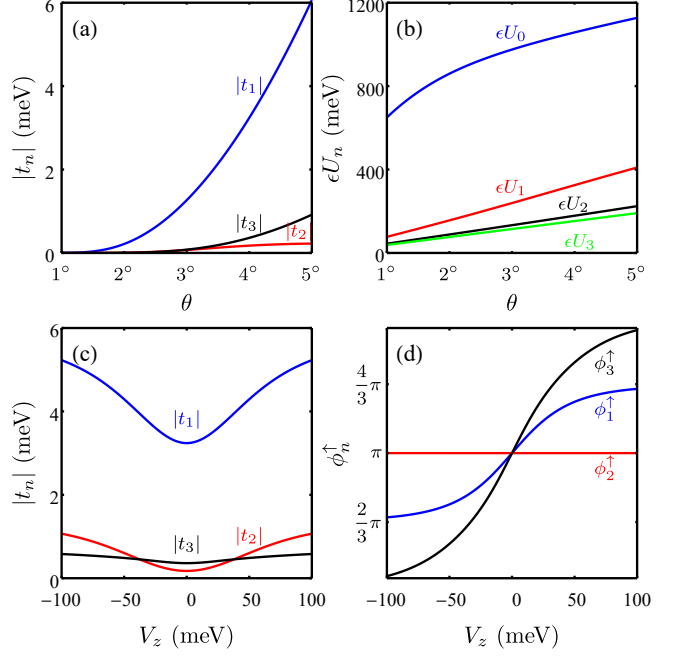


FIG. 10. (a) $|t_n|$ and (b) ϵU_n as a function of the twist angle θ . ϵ is the effective dielectric constant. V_z is 0 in (a) and (b). (c) $|t_n|$ and (d) ϕ_n^\dagger as a function of V_z . θ is 4° in (c) and (d).

repulsion U_0 , we can map the Hubbard model in Eq. (8) to spin Heisenberg model [28]:

$$H = \frac{4|t_1|^2}{U_0} \sum_{\langle i,j \rangle}' \left(S_i^z S_j^z + \cos(2\phi_{i,j}^\dagger) \sum_{\alpha=x,y} S_i^\alpha S_j^\alpha + \sin(2\phi_{i,j}^\dagger) (\mathbf{S}_i \times \mathbf{S}_j) \cdot \hat{z} \right), \quad (9)$$

where the sum over $\langle i,j \rangle$ is restricted to nearest neighbors, the prime on the sum indicates that each pair of sites is counted only once, and \mathbf{S}_i is the spin- $\frac{1}{2}$ operator at site i . Note that this mapping of the Hubbard model in Eq. (8) to the Heisenberg model in Eq. (9) involves keeping only the on-site interaction and nearest-neighbor hopping as in the original minimal (rather than the generalized) Hubbard model. In general, a more complete mapping of the full fermion model of Eq. (8), i.e., the generalized Hubbard model, to the spin model of Eq. (9) is, in principle, possible, but this involves complicated multi-spin terms beyond the Heisenberg model. This is unnecessary in the current problem since U_0 and t_1 indeed dominates the quantitative physics, thus allowing a mapping from an effective Hubbard model to an effective Heisenberg model of Eq. (9). The first two terms in Eq. (9) are spin-exchange interactions as in a standard anisotropic Heisenberg model, while the last term $(\mathbf{S}_i \times \mathbf{S}_j) \cdot \hat{z}$ describes as an effective Dzyaloshinskii-Moriya (DM) interaction that is generated by the spin-orbit coupling inherent in the tight-binding model of Eq. (7). In Eq. (9), $\phi_{i,j}^\dagger$ is the phase of the hopping parameter $t_s(\mathbf{R}_i - \mathbf{R}_j)$

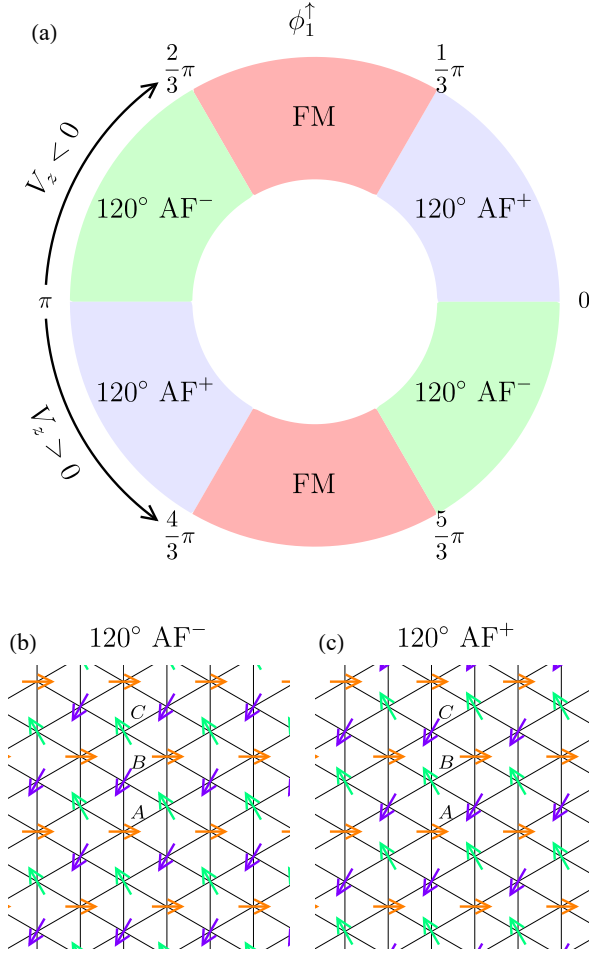


FIG. 11. (a) Phase diagram of the Heisenberg model in Eq. (9) as a function of ϕ_1^\uparrow . 120°AF^\pm refer to in-plane antiferromagnetic phases shown in (b) and (c), while FM represents an in-plane ferromagnetic phase. In tWSe_2 , ϕ_1^\uparrow is constrained between $2\pi/3$ and $4\pi/3$, so only the 120°AF^\pm phases are possible.

between nearest-neighbor sites, and \hat{z} is the unit vector along out-of-plane direction. The relation $\phi_{i,j}^\downarrow = -\phi_{i,j}^\uparrow$ is used in the simplification that leads to Eq. (9). One of the nearest-neighbor hopping phases in the spin-up channel is shown in Fig. 10 as ϕ_1^\uparrow , and phases for other nearest-neighbor hopping parameters are related to ϕ_1^\uparrow by the three relations given below Eq. (7). Therefore, the single parameter ϕ_1^\uparrow , which is tunable by the layer potential difference V_z , determines the ground state of the spin effective Heisenberg model in Eq. (9).

For $V_z = 0$, ϕ_1^\uparrow is π , the DM interaction vanishes, and the model in Eq. (9) becomes the standard Heisenberg model with spin $\text{SU}(2)$ symmetry on a triangular lattice. This isotropic Heisenberg model with only nearest-neighbor exchange coupling has a family of degenerate ground states with three-sublattice 120° long-range antiferromagnetic (AF) order, which we refer to as 120°AF states.

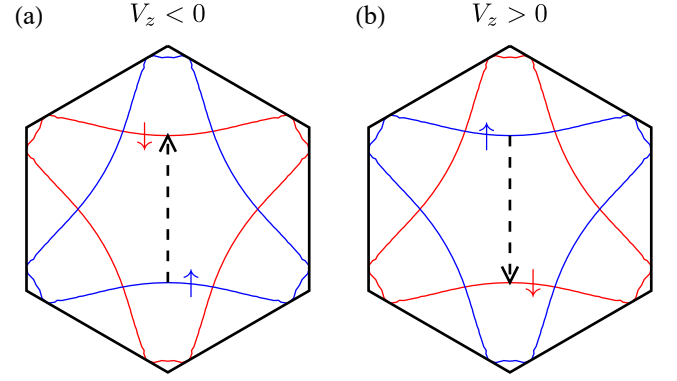


FIG. 12. Non-interacting Fermi surfaces at half filling for spin \uparrow (blue) and \downarrow (red). The dashed vectors indicate an approximate nesting between spin \uparrow and \downarrow Fermi surfaces. V_z is negative in (a) and positive in (b).

For a finite V_z , ϕ_1^\uparrow deviates from π , and the finite DM interaction in the spin model (9) reduces the spin $\text{SU}(2)$ symmetry down to $\text{U}(1)$ symmetry, which originates from the valley $\text{U}(1)$ symmetry in the Hubbard model of Eq. (8). In Fig. 11, we show the calculated classical *magnetic* phase diagram of Eq. (9) as a function of ϕ_1^\uparrow . This diagram is obtained by approximating the spin operator \mathbf{S}_i as a classical vector with a fixed length and minimizing the energy with Luttinger-Tisza method [29]. In our system, ϕ_1^\uparrow takes values between $2\pi/3$ and $4\pi/3$, and crosses π when V_z crosses 0, resulting in a sign change in the DM interaction. The DM interaction acts as an anisotropy that favors in-plane spin ordering, and selects a subset of the 120°AF states to be the ground state. In particular, the spin ground states for $V_z < 0$ and $V_z > 0$ are, respectively, the 120°AF^- and 120°AF^+ phases, which are demonstrated in Figs. 11(b) and 11(c). To distinguish these two phases, we choose three sites (A, B, C) along a vertical line in the triangular lattice, as marked in Fig. 11. The spins along the path $A \rightarrow B \rightarrow C$ rotate clockwise (anticlockwise) in the 120°AF^- (AF^+) phase. Therefore, these two phases have opposite vector-spin-chirality orders that can be characterized by $\mathbf{S}_A \times \mathbf{S}_B$.

B. Mean-field theory

We also perform a Hartree-Fock mean-field study of the generalized Hubbard model defined by Eq. (8) at half-filling. The mean-field calculation is not subject to the limit that $U_0 \gg |t_1|$ and provides an estimation of the charge excitation gap for the interaction-driven correlated insulator at half filling. We use the mean-field Ansatz from the spin configuration in the ground state of the Heisenberg model of Eq. (9), i.e., the 120°AF^+ (AF^-) states for positive (negative) V_z . These two different Ansätze for $V_z > 0$ and $V_z < 0$ can also be understood from Fermi surface instability. As shown in Fig. 12, the

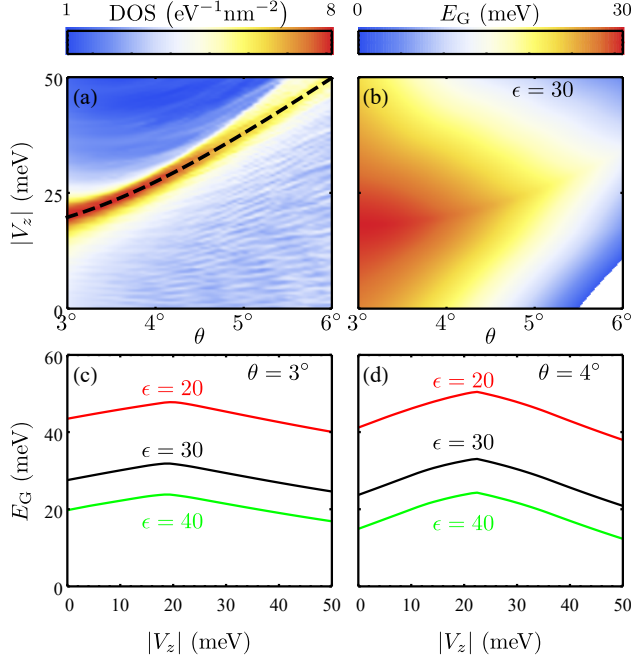


FIG. 13. (a) The non-interacting density of states at half filling as a function of θ and $|V_z|$. On the dashed line, van Hove singularities are at half filling. (b) The interaction-driven insulating gap as a function of θ and $|V_z|$. At a given θ , the gap has a dome shape dependence on $|V_z|$, which is illustrated in (c) and (d).

spin- \uparrow and \downarrow Fermi surfaces in the non-interacting limit have an approximate nesting, with the opposite nesting vector in the momentum space for opposite signed V_z . This approximate nesting can lead to interaction-driven instability in the spin-density-wave (SDW) channel. The SDW order parameter can be taken as $\langle c_{\mathbf{k}+\mathbf{Q},\downarrow}^\dagger c_{\mathbf{k},\uparrow} \rangle$ and $\langle c_{\mathbf{k}-\mathbf{Q},\downarrow}^\dagger c_{\mathbf{k},\uparrow} \rangle$, respectively, for $V_z > 0$ and $V_z < 0$. Here, we approximate \mathbf{Q} by the commensurate wave vector $\mathbf{\kappa}_+ - \mathbf{\kappa}_-$ that connects the two corners of the moiré Brillouin zone. The spin ordering wave vectors $\pm\mathbf{Q}$ are opposite for opposite signed V_z , following the Fermi-surface configurations shown in Fig. 12. The order parameters $\langle c_{\mathbf{k}\pm\mathbf{Q},\downarrow}^\dagger c_{\mathbf{k},\uparrow} \rangle$ in momentum space correspond to the 120° AF $^\pm$ state in real space. Therefore, the Heisenberg model in the strong coupling limit and the Fermi surface instability in the weak coupling limit are consistent with each other.

With the above mean-field Ansätze, we perform a self-consistent mean-field calculation for the Hubbard model (8) that takes into account hopping up to the third nearest neighbors and the on-site Coulomb repulsion U_0 . Including off-site Coulomb repulsion, which is much smaller than the on-site term U_0 , where i and j are different in the second term of the right-hand side of Eq. (8) is straightforward, but does not lead to any qualitatively different

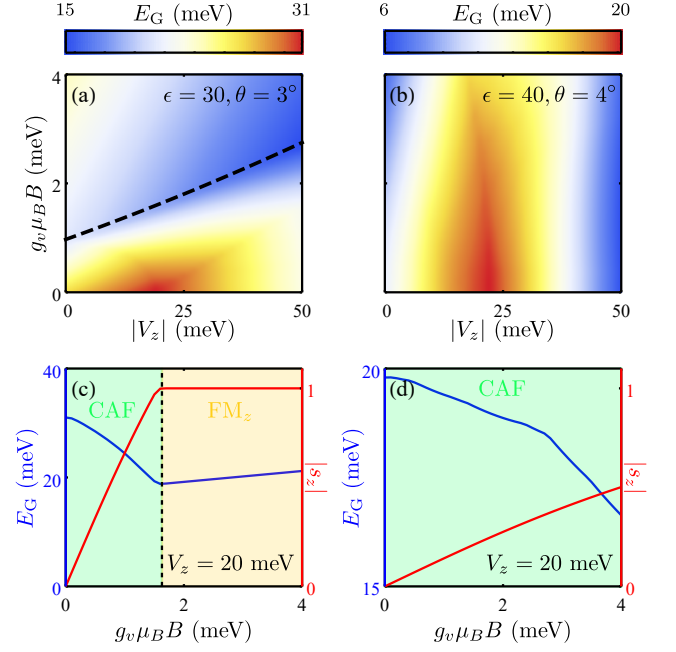


FIG. 14. (a) The charge gap E_G at half filling as a function V_z and B . The dashed line marks B_c , above (below) which E_G increases (decreases) with increasing B field. (b) Similar plot as (a) but for a different set of parameter values. (c) and (d) are line-cut plots for (a) and (b), respectively. The red lines in (c) and (d) plot s_z , which is the spin polarization (per site) along \hat{z} direction. $|s_z| = 1$ represents full spin polarization.

results (see Appendix B), essentially implying a small renormalization of the value of the Hubbard interaction U_0 . The calculated charge gap E_G at half-filling is shown in Fig. 13. E_G is finite for a large range of twist angle θ . Therefore, there is no need to fine tune θ in tWSe₂ in order to realize correlated insulators as is absolutely necessary for twisted bilayer graphene, where the correlated insulator phase is very fragile. We find that E_G has a strong dependence on V_z particularly for weak interactions (large dielectric constant ϵ). This follows the strong dependence of the non-interacting DOS as well as the nesting degree of Fermi surfaces at half filling on V_z , as demonstrated in Fig. 7 and also in Fig. 13(a). A larger non-interacting DOS and a better nesting degree at half-filling implies a stronger interaction-driven instability towards symmetry-breaking states. As a result, E_G can have a dome-shape dependence on V_z , and the interaction-driven insulator at half-filling can be turned on and off by V_z [Figs. 13(b)-13(d)]. We note that the calculated charge gap in Fig. 13 for reasonable values of ϵ are of the order of tens of meVs implying rather robust correlated insulating phases in twisted WSe₂.

We further study the effect of an out-of-plane magnetic field $B\hat{z}$ on the half-filled correlated insulator, and

consider the following Zeeman term:

$$H_Z = g_v \mu_B B \sum_i (c_{i,\uparrow}^\dagger c_{i,\uparrow} - c_{i,\downarrow}^\dagger c_{i,\downarrow})/2, \quad (10)$$

where μ_B is the Bohr magneton. The effective g factor g_v has three contributions, $g_v = g_s + g_a + g_b$, where g_s , g_a , and g_b , respectively, capture the spin, atomic orbital, and Bloch band contributions. The spin g factor g_s is 2. The atomic orbital characters of states at the $\pm K$ valley valence band maximum are mainly $d_{x^2-y^2} \pm id_{xy}$, and the atomic g factor is therefore $g_a = 2 - (-2) = 4$. Electrons in Bloch bands carry an additional orbital magnetic moment [30], which contributes to g_b . Since g_b depends on the details of the moiré band structure, we do not present a quantitative estimation of it. In the Mott limit where electrons are strongly localized, g_b should only lead to a small correction. We take g_v as a phenomenological parameter, and expect it to be of the same order of magnitude as $g_s + g_a = 6$.

In the presence of the $B\hat{z}$ field, the 120° AF $^\pm$ states turn into canted antiferromagnets (CAF). We calculate the charge gap E_G at half-filling as a function of B , and show representative results in Fig. 14. With other parameters fixed, there is a critical field B_c . For $|B| < B_c$, the ground state is in the CAF phase with spins canted towards the out-of-plane direction, and E_G decreases with increasing $|B|$ field due to a loss of exchange energy. For $|B| > B_c$, the ground state is in a ferromagnetic state (FM $_z$) with all spins aligned in the out-of-plane direction, and E_G increases with increasing $|B|$ field due to the Zeeman energy. The FM $_z$ phase is also a valley-polarized state. This valley-polarized state carries zero (finite) Chern number when the first moiré valence bands are in the topologically trivial (nontrivial) phase, and supports vanishing (quantized) anomalous Hall effect, which provides a mechanism to identify the band topology using transport measurement. Here, we focus on the topologically trivial moiré bands, and the corresponding FM $_z$ phase has no anomalous Hall effect.

We can also estimate the critical field B_c from the Heisenberg model in Eq. (9), and B_c estimated in this way is proportional to the spin-exchange interaction $J_1 = 4|t_1|^2/U_0$. Therefore, B_c is expected to decrease with decreasing twist angle θ , following the weakening of J_1 at smaller θ . The mean-field results shown in Fig. 14 are indeed consistent with this θ dependence of B_c .

C. Comparison with transport experiment

We compare our theoretical studies with the transport experiment on tWSe $_2$ in Ref. 15. This experimental paper [15] presents transport study on multiple devices of tWSe $_2$ with the twist angle θ in the range between 4° and 5° , and reports correlated insulators at half-filling of the first moiré valence bands. Our theory is consistent with this experiment [15] in key aspects as discussed in the following.

The measured van Hove singularities determined from Hall effect have a strong dependence on displacement field [15]. This behavior is captured by our band structure calculation shown in Fig. 7, which shows that the van Hove singularities can be tuned from below to above half filling by V_z .

The correlated insulators at half-filling develop for a large range of twist angle up to about 5° , and is controllable via displacement field [15]. Our mean-field calculation shown in Fig. 13 provides a qualitative description of this observation. In particular, we also find a dome-shape dependence of the insulating gap at half-filling on the layer potential difference, as in the experiment [15]. This dome-shaped experimental insulating gap is a few (~ 2 -4) meV typically in Ref. 15 rather than being > 10 -40 meV or so as we find mostly for the excitation gap in our theory. We note, however, that the measured insulating gap in Ref. 15 is even quantitatively consistent with our theoretical charge gap in Fig. 13 for a large value of ϵ (40 or above). This quantitative agreement for large dielectric constant should not be taken too seriously because our mean-field theory is bound to overestimate the magnitude of the gap and the experiment measures a transport activation gap which is typically much smaller than the theoretical excitation gap.

The correlated insulating gap at half-filling is experimentally found to decrease with increasing out-of-plane magnetic field when the field is weak [15]. Our theoretical results shown in Fig. 14 agree with this observation for weak B fields. When the B field is strong enough, it can drive a spin- (equivalent to valley-) polarized insulating state, of which the charge gap becomes an increasing function of B . Therefore, the charge gap at half-filling can have a nonmonotonic dependence on B , which has also been experimentally observed [31]. The absence or presence of anomalous Hall effect in the spin- (valley-) polarized insulator at half-filling provides a transport signature to determine the topological nature of the moiré bands.

V. CONCLUSION

In summary, we present a systematic theoretical study of tWSe $_2$, and demonstrate the perspective of using this moiré system as a platform to realize interesting single-particle physics as well as many-body physics. For the single-particle moiré bands, we calculate the topological phase diagrams characterized by the valley-contrast Chern numbers. By comparing the theoretical LDOS with STM measurements [14], we conclude that the first moiré valence band is likely to be topologically trivial, whereas the second and third moiré valence bands are likely to be topological. By increasing the hole density in the system, it should be possible to study the topological moiré bands experimentally if one can push the Fermi level into the higher moiré bands.

For the interacting physics, we focus on the first moiré

band, and construct a generalized Hubbard model. We show that tWSe₂ can act as a highly tunable Hubbard model simulator. In particular, the layer potential difference V_z can drastically change the non-interacting moiré bands, control the charge excitation gap of the correlated insulators at half-filling, and generate an effective DM interaction in the corresponding spin Heisenberg model at half-filling. The moiré bands in tWSe₂ are relatively flat over a large range of twist angles θ . Therefore, observation of correlation effects does not require fine tuning of θ in this system, which represents an advantage compared to TBG.

We envision that several directions can be explored following our theory. The transport experiment in Ref. [15] has been limited to filling factors within the first moiré valence bands, which are likely to be topologically trivial. It would be interesting to increase the hole-doping level, and perform transport study in the second and even third moiré valence bands which likely carry finite valley-contrast Chern numbers. The spin-dependent Berry curvatures in these bands can lead to large spin Hall effect. The enhanced Coulomb interactions may drive valley polarization, which, combined with the finite valley Chern number, can lead to quantum anomalous Hall effects.

We show that a field-tunable DM interaction can be realized in the spin Heisenberg model. This DM interaction pins vector spin chirality of the antiferromagnetic ground state. It is desirable to explore effects of DM interaction on spin and magnon transport, and find experimental probes that can distinguish opposite vector spin chiralities. The 120° AF[±] states spontaneously break the U(1) symmetry of the Heisenberg model in Eq. (9), which can then support spin superfluidity.

We construct a generalized Hubbard model on triangular lattice with a field-tunable spin-orbit coupling, and study this model at half-filling by mapping it to the Heisenberg model as well as using a mean-field theory. It is conceivable to investigate this model using other techniques and also at other filling factors. The Hubbard model on triangular lattice can potentially host a variety of intriguing phases, for example, quantum anomalous Hall insulators [32], chiral superconductors [33], and even spin liquids [34]. The inclusion of spin-orbit coupling should enrich the physics. Possible signatures of superconductivity in tWSe₂ have been reported in Ref. [15]. Our theoretical model can be a starting point to address exotic many-body physics including superconductivity in this system.

While our theory focuses on ground-state physics, collective excitations, for example, excitons, in moiré pattern can also be very interesting [35–37]. The realization of correlated insulators in tWSe₂ combined with the strong light-matter interaction already present in TMDs opens up the possibility to study optical physics in the strongly correlated regime.

VI. ACKNOWLEDGMENT

F. W. thanks L. Wang, E.-M. Shih, A. Ghitto and B. LeRoy for valuable discussions and sharing unpublished data. This work is supported by the Laboratory for Physical Sciences.

Appendix A: WANNIER STATES AND HUBBARD MODEL PARAMETERS

When the first moiré valence band is topologically trivial, the corresponding Wannier state $W(\mathbf{r})$ located at the site $\mathbf{R} = \mathbf{0}$ and associated with $+K$ valley can be constructed as follows

$$W(\mathbf{r}) = \frac{1}{\sqrt{N}} \sum_{\mathbf{k} \in \text{BZ}} \psi_{\mathbf{k}}(\mathbf{r}), \quad (\text{A1})$$

where the momentum \mathbf{k} is summed over the first moiré Brillouin zone (BZ), and N is the number of \mathbf{k} points in the summation. $\psi_{\mathbf{k}}(\mathbf{r})$ is the Bloch wave function of the moiré Hamiltonian \mathcal{H}_{\uparrow} in Eq. (1) and can be represented by a two-component spinor $[\psi_{\mathbf{k},b}(\mathbf{r}), \psi_{\mathbf{k},t}(\mathbf{r})]$ in the layer pseudospin space. Correspondingly, $W(\mathbf{r})$ is also a two-component spinor. We choose the phase of $\psi_{\mathbf{k}}(\mathbf{r})$ such that its bottom layer component is real and positive at the origin in real space, namely, $\psi_{\mathbf{k},b}(\mathbf{r} = \mathbf{0}) > 0$ for every \mathbf{k} . With this gauge, we obtain a symmetric Wannier state located at $\mathbf{R} = \mathbf{0}$, as illustrated in Fig. 8. Wannier states located at a generic lattice site \mathbf{R} are obtained through lattice translation, $W_{\mathbf{R}}(\mathbf{r}) = W(\mathbf{r} - \mathbf{R})$.

The hopping integral in the tight-binding model is cal-

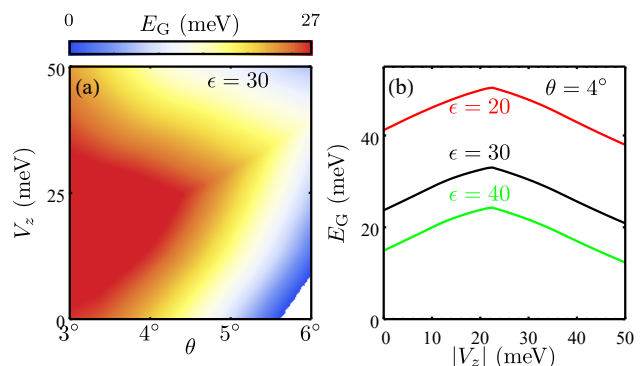


FIG. 15. (a) The interaction-driven insulating gap E_G at half filling as a function of θ and $|V_z|$. The mean-field calculation is done by including interaction terms with (U_0, U_1, U_2, U_3) . (b) A line-cut plot of (a) at $\theta = 4^\circ$. The gap E_G only differs from Fig. 13 quantitatively while the dome feature as a function of $|V_z|$ does not change.

culated by

$$t_{\uparrow}(\mathbf{R}_i - \mathbf{R}_j) = \int W_{\mathbf{R}_i}^*(\mathbf{r}) \mathcal{H}_{\uparrow} W_{\mathbf{R}_j}(\mathbf{r}) d^2\mathbf{r} \\ = \frac{1}{N} \sum_{\mathbf{k} \in \text{BZ}} e^{i\mathbf{k} \cdot (\mathbf{R}_i - \mathbf{R}_j)} \varepsilon_{\mathbf{k}, \uparrow}, \quad (\text{A2})$$

where $\varepsilon_{\mathbf{k}, \uparrow}$ is the band energy of the first moiré valence band in $+K$ valley. We find that $\varepsilon_{\mathbf{k}, \uparrow}$ can be accurately reconstructed by including hoppings up to the third nearest neighbors in the tight-binding model. By time-reversal symmetry, the Wannier state at site \mathbf{R} associated with $-K$ valley can be defined to be $W_{\mathbf{R}}^*(\mathbf{r})$.

The density-density Coulomb interaction U between two sites \mathbf{R}_i and \mathbf{R}_j is given by

$$U(\mathbf{R}_i - \mathbf{R}_j) \\ = \int d^2\mathbf{r}_1 d^2\mathbf{r}_2 V(\mathbf{r}_1 - \mathbf{r}_2) |W_{\mathbf{R}_i}(\mathbf{r}_1)|^2 |W_{\mathbf{R}_j}(\mathbf{r}_2)|^2 \quad (\text{A3}) \\ = \int \frac{d^2\mathbf{q}}{(2\pi)^2} V(\mathbf{q}) |M(\mathbf{q})|^2 e^{i\mathbf{q} \cdot (\mathbf{R}_i - \mathbf{R}_j)},$$

where $V(\mathbf{r}) = e^2/(\epsilon|\mathbf{r}|)$ is the Coulomb interaction, $V(\mathbf{q}) = 2\pi e^2/(\epsilon|\mathbf{q}|)$ is its Fourier transform, and $M(\mathbf{q})$ is defined by

$$M(\mathbf{q}) = \int d^2\mathbf{r} |W(\mathbf{r})|^2 e^{i\mathbf{q} \cdot \mathbf{r}}. \quad (\text{A4})$$

We take the dielectric constant ϵ to be a constant that is determined by the environmental screening. This is an approximation that neglects the frequency and position dependence of ϵ . Higher-energy moiré bands, which are

neglected in the construction of the interacting model, can generate frequency dependent interactions (equivalently, ϵ becomes frequency dependent) [38]. In addition, environmental screening from the encapsulating material can be highly nonlocal, which effectively makes ϵ to be position dependent [39]. We expect that these complications do not change our qualitative results, and leave them to future study.

Appendix B: MEAN-FIELD RESULTS WITH REMOTE INTERACTIONS

We perform the mean-field calculation of the Hubbard model by performing Hartree-Fock decomposition of the interaction terms, following procedures discussed in Ref. 40. The mean-field equation is solved through iterations, with initial ansatz from the magnetic phase of the Heisenberg model. We have also used random spin configurations within a $\sqrt{3} \times \sqrt{3}$ magnetic supercell as initial inputs, and found that the final self-consistent mean-field solution does not change.

In the main text, mean-field results shown in Fig. 13 are obtained by including only the on-site Coulomb interaction U_0 in the Hamiltonian. We have also performed the mean-field calculation by taking into account remote interactions up to U_3 ; the corresponding results presented in Fig. 15 demonstrate that interactions beyond the on-site repulsion U_0 do not lead to a qualitative change of the correlated insulating gap at half filling. This provides a justification on why we can only consider the onsite repulsion when studying interaction effects at half filling. Physically, the correlated insulating state at half filling has the nature of a Mott insulator, and is driven primarily by the onsite repulsion U_0 .

-
- [1] Y. Cao, V. Fatemi, A. Demir, S. Fang, S. L. Tomarken, J. Y. Luo, J. D. Sanchez-Yamagishi, K. Watanabe, T. Taniguchi, E. Kaxiras, R. C. Ashoori, and P. Jarillo-Herrero, *Nature* **556**, 80 (2018).
 - [2] Y. Cao, V. Fatemi, S. Fang, K. Watanabe, T. Taniguchi, E. Kaxiras, and P. Jarillo-Herrero, *Nature* **556**, 43 (2018).
 - [3] R. Bistritzer and A. H. MacDonald, *Proc. Natl. Acad. Sci. U.S.A.* **108**, 12233 (2011).
 - [4] M. Yankowitz, S. Chen, H. Polshyn, Y. Zhang, K. Watanabe, T. Taniguchi, D. Graf, A. F. Young, and C. R. Dean, *Science* **363**, 1059 (2019).
 - [5] X. Lu, P. Stepanov, W. Yang, M. Xie, M. A. Aamir, I. Das, C. Urgell, K. Watanabe, T. Taniguchi, G. Zhang, A. Bachtold, A. H. MacDonald, and D. K. Efetov, *Nature* **574**, 653 (2019).
 - [6] A. L. Sharpe, E. J. Fox, A. W. Barnard, J. Finney, K. Watanabe, T. Taniguchi, M. A. Kastner, and D. Goldhaber-Gordon, *Science* **365**, 605 (2019).
 - [7] M. Serlin, C. L. Tschirhart, H. Polshyn, Y. Zhang, J. Zhu, K. Watanabe, T. Taniguchi, L. Balents, and A. F. Young, *Science* **367**, 900 (2020).
 - [8] H. C. Po, L. Zou, A. Vishwanath, and T. Senthil, *Phys. Rev. X* **8**, 031089 (2018).
 - [9] F. Wu, T. Lovorn, E. Tutuc, and A. H. MacDonald, *Phys. Rev. Lett.* **121**, 026402 (2018).
 - [10] F. Wu, T. Lovorn, E. Tutuc, I. Martin, and A. H. MacDonald, *Phys. Rev. Lett.* **122**, 086402 (2019).
 - [11] D. Xiao, G.-B. Liu, W. Feng, X. Xu, and W. Yao, *Phys. Rev. Lett.* **108**, 196802 (2012).
 - [12] Y. Tang, L. Li, T. Li, Y. Xu, S. Liu, K. Barmak, K. Watanabe, T. Taniguchi, A. H. MacDonald, J. Shan, and K. F. Mak, *Nature* **579**, 353 (2020).
 - [13] E. C. Regan, D. Wang, C. Jin, M. I. Bakti Utama, B. Gao, X. Wei, S. Zhao, W. Zhao, Z. Zhang, K. Yumigeta, M. Blei, J. D. Carlström, K. Watanabe, T. Taniguchi, S. Tongay, M. Crommie, A. Zettl, and F. Wang, *Nature* **579**, 359 (2020).
 - [14] Z. Zhang, Y. Wang, K. Watanabe, T. Taniguchi, K. Ueno, E. Tutuc, and B. J. LeRoy, *Nature Physics*, 1 (2020).
 - [15] L. Wang, E.-M. Shih, A. Ghiotto, L. Xian, D. A. Rhodes,

- C. Tan, M. Claassen, D. M. Kennes, Y. Bai, B. Kim, K. Watanabe, T. Taniguchi, X. Zhu, J. Hone, A. Rubio, A. Pasupathy, and C. R. Dean, [arXiv:1910.12147](#) ().
- [16] G.-B. Liu, W.-Y. Shan, Y. Yao, W. Yao, and D. Xiao, *Phys. Rev. B* **88**, 085433 (2013).
- [17] B. Fallahazad, H. C. P. Movva, K. Kim, S. Larentis, T. Taniguchi, K. Watanabe, S. K. Banerjee, and E. Tutuc, *Phys. Rev. Lett.* **116**, 086601 (2016).
- [18] M. H. Naik and M. Jain, *Phys. Rev. Lett.* **121**, 266401 (2018).
- [19] Y. Zhang, N. F. Q. Yuan, and L. Fu, [arXiv:1910.14061](#) .
- [20] N. Nagaosa and Y. Tokura, *Nature Nanotechnology* **8**, 899 (2013).
- [21] F. D. M. Haldane, *Phys. Rev. Lett.* **61**, 2015 (1988).
- [22] C. L. Kane and E. J. Mele, *Phys. Rev. Lett.* **95**, 226801 (2005).
- [23] V. V. Enaldiev, V. Zólyomi, C. Yelgel, S. J. Magorrian, and V. I. Fal'ko, *Phys. Rev. Lett.* **124**, 206101 (2020).
- [24] N. F. Q. Yuan, H. Isobe, and L. Fu, *Nat. Commun.* **10**, 5769 (2019).
- [25] Z. Bi and L. Fu, [arXiv:1911.04493](#) .
- [26] F. Wu and S. Das Sarma, *Phys. Rev. B* **101**, 155149 (2020).
- [27] Y.-H. Zhang and T. Senthil, *Phys. Rev. B* **99**, 205150 (2019).
- [28] A. H. MacDonald, S. M. Girvin, and D. Yoshioka, *Phys. Rev. B* **37**, 9753 (1988).
- [29] J. M. Luttinger and L. Tisza, *Phys. Rev.* **70**, 954 (1946).
- [30] D. Xiao, W. Yao, and Q. Niu, *Phys. Rev. Lett.* **99**, 236809 (2007).
- [31] L. Wang, E.-M. Shih, and A. Ghiotto, Private communications ().
- [32] I. Martin and C. D. Batista, *Phys. Rev. Lett.* **101**, 156402 (2008).
- [33] R. Nandkishore, R. Thomale, and A. V. Chubukov, *Phys. Rev. B* **89**, 144501 (2014).
- [34] A. Szasz, J. Motruk, M. P. Zaletel, and J. E. Moore, *Phys. Rev. X* **10**, 021042 (2020).
- [35] F. Wu, T. Lovorn, and A. H. MacDonald, *Phys. Rev. Lett.* **118**, 147401 (2017).
- [36] F. Wu, T. Lovorn, and A. H. MacDonald, *Phys. Rev. B* **97**, 035306 (2018).
- [37] K. Tran, G. Moody, F. Wu, X. Lu, J. Choi, K. Kim, A. Rai, D. A. Sanchez, J. Quan, A. Singh, J. Embley, A. Zepeda, M. Campbell, T. Autry, T. Taniguchi, K. Watanabe, N. Lu, S. K. Banerjee, K. L. Silverman, S. Kim, E. Tutuc, L. Yang, A. H. MacDonald, and X. Li, *Nature* **567**, 71 (2019).
- [38] F. Aryasetiawan, M. Imada, A. Georges, G. Kotliar, S. Biermann, and A. I. Lichtenstein, *Phys. Rev. B* **70**, 195104 (2004).
- [39] Y. Cho and T. C. Berkelbach, *Phys. Rev. B* **97**, 041409 (2018).
- [40] G. F. Giuliani and G. Vignale, *Quantum theory of the electron liquid* (Cambridge University Press, 2005).