
MODELING SURVIVAL IN MODEL-BASED REINFORCEMENT LEARNING

Saeed Moazami

Computer Science Department
Lamar University
smoazami@lamar.edu

Peggy Doerschuk

Computer Science Department
Lamar University
pdoerschuk@lamar.edu

ABSTRACT

Although recent model-free reinforcement learning algorithms have been shown to be capable of mastering complicated decision-making tasks, the sample complexity of these methods has remained a hurdle to utilizing them in many real-world applications. In this regard, model-based reinforcement learning proposes some remedies. Yet, inherently, model-based methods are more computationally expensive and susceptible to sub-optimality. One reason is that model-generated data are always less accurate than real data, and this often leads to inaccurate transition and reward function models. With the aim to mitigate this problem, this work presents the notion of survival by discussing cases in which the agent's goal is to survive and its analogy to maximizing the expected rewards. To that end, a substitute model for the reward function approximator is introduced that learns to avoid terminal states rather than to maximize accumulated rewards from safe states. Focusing on terminal states, as a small fraction of state-space, reduces the training effort drastically. Next, a model-based reinforcement learning method is proposed (Survive) to train an agent to avoid dangerous states through a safety map model built upon temporal credit assignment in the vicinity of terminal states. Finally, the performance of the presented algorithm is investigated, along with a comparison between the proposed and current methods.

Keywords Model-Based Reinforcement Learning · Survive Algorithm · Modeling Survival · Reinforcement Learning

1 Introduction

Owing to the recent advances in the development of algorithms and increasing computation power, we are witnessing a renaissance for reinforcement learning (RL) [1]. These advances have made reinforcement learning algorithms capable of solving a wide range of complex decision-making problems in a broad area of domains such as robotics [2], game development [3, 4], finance [5], healthcare [6], improving other learning methods [7], intelligent transportation [8], and many more. However, many aspects of reinforcement learning are still evolving. Sample efficiency and stability, for example, are being improved significantly by utilizing novel methods presented every few months. The standard framework in the context of reinforcement learning is to learn an optimal policy to select actions to maximize a cumulative reward for a task [9]. A common trend in developing many reinforcement learning methods is that the agent must interact with the environment thousands or even millions of times to learn an optimal policy. This is specifically problematic in model-free reinforcement learning methods with high-dimensional function approximators, which has limited the application of reinforcement learning to simulations, video games, and a few physical systems. Learning from a relatively small number of faults to behave correctly is essential to reduce the risk of physical implementations and decrease computation costs. Several efforts have been made to mitigate this problem seeking to reduce the risk of failure to make algorithms applicable for real-world everyday tasks. Categorized as safe reinforcement learning, a class of methods tries to minimize the risk of taking potentially dangerous actions [10]. Furthermore, a wide range of model-based reinforcement learning methods improve sample efficiency by reducing the required number of actual

trials and errors through model-generated data [11, 12, 13]. With the aim to contribute to this area, this paper explores the notion of survival in reinforcement learning by investigating the effectiveness of safety maps in order to improve the sample efficiency in model-based reinforcement learning methods. Firstly, it is discussed why in some dynamic environments, the only goal of the agent is to survive or, analogously, survival leads to higher returns and vice versa. Then, the possibility of controlling these environments only by avoiding dangerous states is discussed along with the merits of this method in sample efficiency improvement and its limitations. Finally, experiments are carried out on a selected benchmark to evaluate the proposed algorithm.

2 Related Works

The model-free class of reinforcement learning algorithms is often divided into value-based, policy gradient, and deterministic policy gradient methods, where the latest can be considered the combination of the first two. To enumerate a few effective algorithms from each category, Deep Q-Learning (DQN) [3] and its variants [14, 15, 4] are value-based, i.e., rely on value function approximator. TRPO [16], PPO [17], A3C [18], and SAC [19] are policy gradient methods. Also, DDPG [20] and TD3 [21] belong to deterministic policy gradient algorithms. Model-free reinforcement learning in particular, has been superior in terms of stability and optimality. However, sample efficiency has remained an issue, making this class of methods impractical in many cases due to their slow learning rates. Conversely, model-based reinforcement learning methods have proven to be significantly more efficient [22]. Most of the recent model-based reinforcement learning methods use artificial neural networks as predictive models for the environment’s transition and reward function approximators. In Dyna-Q methods [23], these models provide imaginary rollouts for the agent to learn with fewer actual interactions with the environment. Approximate model-assisted neural fitted Q-iteration (AMANFQ) [24] utilizes a learned model to generate imaginary trajectories to update a Q-function and shows significant improvement in CartPole [25] benchmark sample efficiency. Using these imaginary rollouts improves model-free reinforcement learning effectively if the model’s predictions are accurate, and deteriorates the performance when the model is inaccurate [26, 11]. To address this problem, the model-based value expansion method [12] controls the depth of imagination to improve the performance of the model-based method by keeping the model-generated data accurate enough. In continuous deep Q-learning with model-based acceleration [11], authors present normalized advantage functions (NAF) as a continuous Q-Learning method. They use iteratively refitted local linear learned models to accelerate the learning process. Nonetheless, the majority of model-based reinforcement learning algorithms rely mainly on training models to approximate reward function along with transition models. Taking one step forward, in this paper, we observe situations in which we can avoid training a reward function and substitute it with a safety map. Also, we use shallow depth predictive models for transitions to improve accuracy and prevent using predictive models for unnecessary states.

3 Background

The current reinforcement learning problem is defined as a Markov decision process (MDP) with a tuple $\langle S, A, p, r, \rho_0, U \rangle$, where S is the state-space and A is the discrete action space, and $N = |A|$ is the number of possible actions. p represents the state-transition probability density $p : S \times S \times A \rightarrow [0, \infty)$ of the next state $s_{t+1} \in S$, given the current state $s_t \in S$ and action $a_t \in A$, $(s_t \mapsto s_{t+1} | a_t)$. The agent receives a reward r while making a transition $s_t \mapsto s_{t+1}$. Accordingly, the reward function and the return will be defined as, $r_t = r(s_t, a_t, s_{t+1})$ and $R(\tau) = \sum_{t=0}^H r(t)$ respectively. H is the horizon or the final time step, and trajectory $\tau = (s_0, a_0, s_1, a_1, \dots)$ is a sequence of state actions in the environment where s_0 is the initial state from the initial state distribution denoted by ρ_0 . Also, U is the set of terminal states in which an episode of state actions ends. The agent uses the policy π to decide what action to take based on the observed state, i.e., $a_t = \pi(s_t)$. In this setup, we aim to find an optimal policy π^* through which the agent maximizes the expected return.

In value-based model-free reinforcement learning, algorithms calculate values for states by building a value function $V^\pi(s)$, which gives the expected return if the agent starts from state s and takes actions according to policy π . Similarly, a value function can be defined based on state-action pairs as $Q^\pi(s, a)$. Subsequently, the algorithm aims to find an optimal policy π^* to select actions based on the calculated values in different states in order to maximize the expected return as:

$$Q^*(s, a) = \max_{\pi} E[R(\tau) | s_0 = s, a_0 = a], \quad (1)$$

or

$$V^*(s) = \max_{\pi} E[R(\tau) | s_0 = s]. \quad (2)$$

In this case, the optimal policy will be $\pi^*(s) = \arg \max_a Q^*(s, a) = \pi^*(s) = \arg \max_a V^*(s)$. Variants of value-based methods usually use an artificial neural network (ANN) as a function approximator parameterized by θ to calculate $Q_{\theta}^{\pi}(s, a)$. θ_k is typically a set of weights for the ANN for iteration k , which is iteratively calculated using the Bellman update:

$$Q_{\theta_{k+1}}^{\pi}(s_t, a_t) \leftarrow Q_{\theta_k}^{\pi}(s_t, a_t) + \alpha \left[r(s_t, a_t, s_{t+1}) + \gamma \max_{a_{t+1}} Q^*(s_{t+1}, a_{t+1}) - Q_{\theta_k}^{\pi}(s_t, a_t) \right]. \quad (3)$$

In policy optimization model-free methods, considering π_{ϕ} as a policy, parametrized by ϕ , the goal is to maximize the expected return as $J(\pi_{\phi}) = \mathbb{E}_{\tau \sim \pi_{\phi}} [R(\tau)]$. A gradient ascent method is usually used to update policy parameters in the direction of the return's increase as:

$$\phi_{k+1} = \phi_k + \alpha \nabla_{\phi} J(\pi_{\phi})|_{\phi_k}. \quad (4)$$

The term policy gradient, $g = \nabla_{\phi} J(\pi_{\phi})$ is usually calculated by collecting several trajectories as $\mathcal{T} = \tau_i, i = 1, 2, \dots, N$ to estimate a sample mean as:

$$\hat{g} = \frac{1}{|\mathcal{T}|} \sum_{\tau \in \mathcal{T}} \sum_{t=0}^H \nabla_{\phi} \log \pi_{\phi}(a_t | s_t) R(\tau), \quad (5)$$

where $|\mathcal{T}|$ is the number of sampled trajectories in the environment using the policy π_{ϕ} .

Although there are several different model-based reinforcement learning methods in the literature, almost all of them rely on transition and reward function models. Transition model $\hat{p}(s_t, a_t)$ predicts future states using current state and action, and reward function model $\hat{r}(s_t, a_t)$ predicts the expected reward by taking action a_t in state s_t . The majority of model-based methods use actual rollouts to train these models. Afterward, they use trained models to generate data instead of the environment to reduce the number of actual rollouts needed [23].

4 METHODOLOGY

While the objective of reinforcement learning agents is to maximize the return, in some environments, this is analogous to survival. There are many examples in the literature that match this intuition. The CartPole environment, which is widely used in the verification of reinforcement learning algorithms [11, 27] is an example. As it is shown in fig.1, the CartPole has a four dimensional state space $(x, \dot{x}, \beta, \dot{\beta})$, where if the agent visits $|\beta| \geq 15$ or $|x| \geq 2.4$ the episode fails. Otherwise, if the agent stays alive longer by balancing the pole, it will receive more rewards.

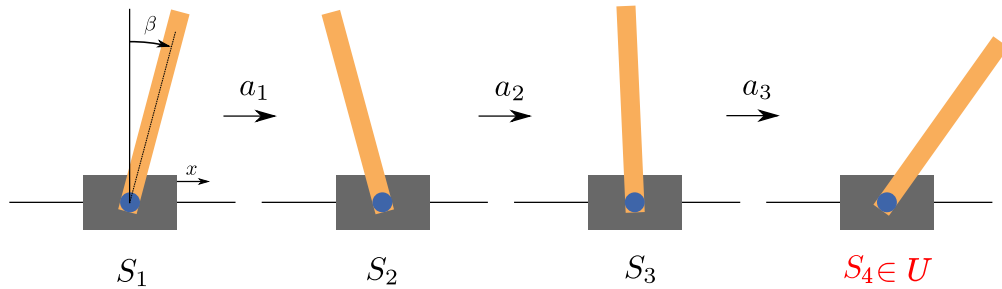


Figure 1: The environment emits positive rewards through s_1 to s_3 transitions and a negative reward from s_3 to $s_4 \in U$.

4.1 Reward function model efficiency

Commonly, model-based reinforcement learning algorithms generate data required by model-free methods, and as model-free methods generally rely on a reward function, it is essential to have an accurate approximation for the reward in addition to the transition predictor. A side effect of this necessity is that a less precise model to predict reward can lead to poor performance. This problem can be more severe in unbalanced reinforcement learning when reward signals can be either negative or positive in relatively close states [28]. Hence, we can decouple different classes of reward signals to have a more efficient and accurate model. fig.1 shows how a decoupled reward can lead to faster and more precise reward approximation in the CartPole problem. The environment emits positive rewards through s_1 to s_3 transitions and a negative reward from s_3 to $s_4 \in U$. Instead of training a model to predict both types of rewards, we can use only the negative rewards to train a model to predict if a state is dangerous or not.

4.2 State-action sample efficiency

Consider the Atari Pong game illustrated in fig.2 as another example. The agent must prevent the ball from passing its paddle by taking appropriate actions to place itself in front of the ball. As illustrated in fig.2.a, after hitting the ball back, there are several time steps in which the agent must not take any specific actions for higher rewards. While the ball goes across the field to reach the opponent and returns to the vicinity of the paddle, the agent can take any action without losing points. In fact, there are many situations in which there is nothing for the agent to perform. Consequently, these state-action pairs in this environment do not necessarily contribute to the training of a presumed optimal policy. Now imagine that the ball passes the agent's paddle and reaches the state shown as $u \in U$ in fig.2.b. The agent receives a negative reward, and one episode terminates. The agent needs data from multiple past time steps to have enough time to prevent this from happening. Therefore, using data in the vicinity of the terminal state would be required to train the agent to accomplish this task.

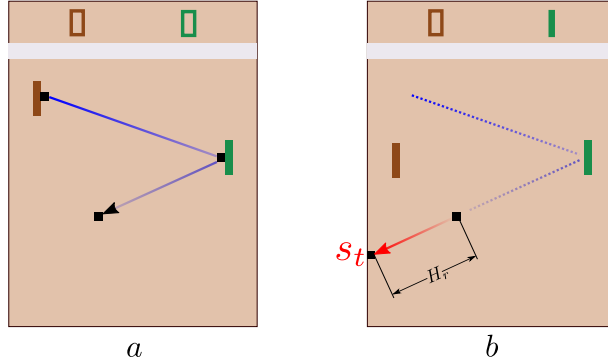


Figure 2: a: demonstrates a safe path for the ball with no valuable information for the agent to learn from. b: a finite number of (H_r) state actions that can lead to a negative reward or termination. If the agent learns how to survive in these states, consequently, it can maximize its reward.

4.3 Modeling survival

Using the observations mentioned above, we discuss the notion of survival in discrete action space model-based reinforcement learning. To that end, we define a risk function, indicating how risky it is to take each action in any state. Assume that $\mathcal{R}^\pi(s_t, a_t) : S \times A \rightarrow (0, 1]$ quantifies the risk of taking action a_t under the policy π while being at state s_t in time step t . Intuitively, \mathcal{R}^π measures how close is the agent to a state-action pair with negative reward from the current state by taking actions based on the current policy. As we discussed, we assume that negative rewards are associated with taking risky actions in some states, and the environment omits negative rewards at transitions to terminal states. Thus, we can write $\mathcal{R}^\pi(s_t, a_t)$ as:

$$\mathcal{R}^\pi(s_t, a_t) = Pr(s_t \rightarrow u | a_t \sim \pi), u \in U. \quad (6)$$

In this case, we aim to train the agent in a way to learn how to avoid taking risky actions by avoiding termination. Let $\mathcal{R}^\pi(s_t, a_t) = 0$ and $\mathcal{R}^\pi(s_t, a_t) = 1$ indicate that it is entirely safe and extremely risky to take action a_t in the state

s_t , respectively. Also, using an optimistic view, we assume that initially, all actions are safe if unless otherwise is indicated during experimenting in the environment; and $\forall u \in U : \mathcal{R}^\pi(s_t, a_t) = 1$ if $(s_t \mapsto u|.)$. Similarly, a value can be assigned to indicate how dangerous is a state using $D^\pi(s_t)$, which gives the danger of being in a particular state instead of the risk of taking specific action in a state. Then we consider a state dangerous if an arbitrary action has led to termination from that state. Intuitively, a negative reward can be the result of actions that have been taken many timesteps before. The temporal credit assignment problem and eligibility traces are longlasting topics in reinforcement learning that discuss which actions contribute to a delayed reward signal [28, 9]. In this paper, it is assumed that reverse horizon, denoted as H_r , is a finite number of action state pairs that contribute to a negative reward. As it is depicted in fig.3, the credit is assigned to the vicinity of negative rewards in reverse discounted manner, where $0 < \gamma < 1$ is the discount factor.

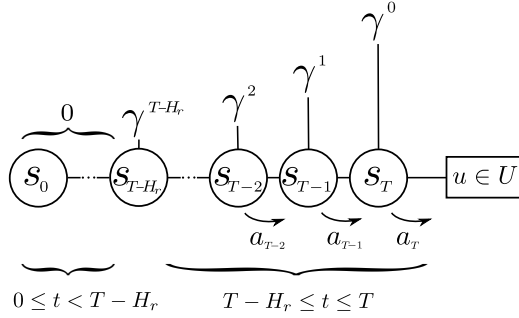


Figure 3: State action sequence of one episode and credit assignment to H_r last state-actions in a discounted manner.

Then, we calculate D^π for a sampled episode as the following:

$$D^\pi(s_t) = \begin{cases} \gamma^{T-t} & \text{if } T - H_r \leq t \leq T, \\ 0 & \text{if } 0 \leq t < T - H_r \end{cases}. \quad (7)$$

To avoid a foregone conclusion, after each rollout, we update a function approximator $D^\pi(s_t)$ towards the calculated value as:

$$D_{\psi_{k+1}}^\pi(s_t) \leftarrow D_{\psi_k}^\pi(s_t) + \alpha(1 - D_{\psi_k}^\pi(s_t)), \quad (8)$$

where ψ_k is the parameter vector that defines D^π for k^{th} iteration, and $0 < \alpha \ll 1$ is the learning rate. Having an approximation of how dangerous is being in a state, we use a trained transition model \hat{p} to predict the future states for all possible actions, then try to avoid dangerous states by taking the action that yields the least danger for the agent.

4.4 Implementation

A reply buffer memory \mathcal{M} is utilized to record sampled rollouts as $\langle s_t, a_t, s_{t+1} \rangle$. Then transition prediction models $\hat{p}^{1..N}$ are trained using randomly sampled $(s_t \mapsto s_{t+1}|a_t)$ from \mathcal{M} to learn to predict $\hat{s}_{t+1}^{1..N} = \hat{p}^{1..N}(s_t, a_t^{1..N})$, where $N = |A|$ is the number of possible actions. The discrete action space of the problem enables a separate neural network structure for each action. As shown in fig.4, a single independent ANN learns to approximate D^π for all possible predicted future states, $\hat{s}_{t+1}^{1..N}$.

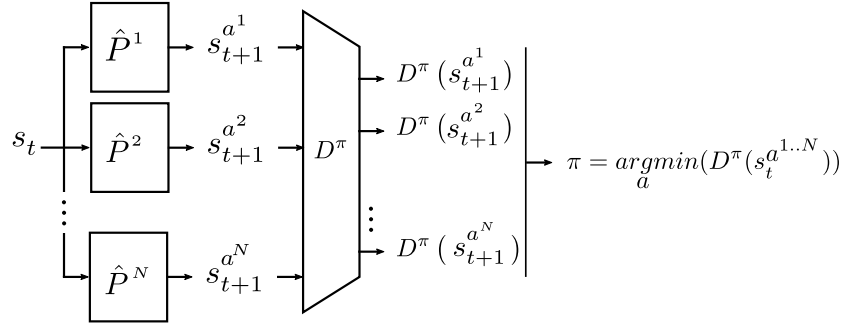


Figure 4: Neural network structure for predicting the future states based on the current state and different actions, and approximating the danger associated with each future predicted state.

A secondary memory buffer μ records $\langle s_t, a_t, s_{t+1} \rangle$ of all timesteps of the last episode. To train D^π , an equal number of H_r state action pairs are used from the vicinity of the reward based on Eq.7 and H_r random samples from safe states, i.e., $D^\pi = 0$. The policy returns the action with the minimum calculated D^π among all predicted future states for possible actions, while an ϵ -greedy policy ensures the exploration. Algorithm 1 represents the pseudo-code for the presented method.

Algorithm 1 Model-Based Survival

Initialize D^π and $\hat{P}^{1..N}$ parameters, ψ , and $\phi^{1..N}$
 Replay buffer $\mathcal{M} \leftarrow \emptyset$
for each episode **do**
 episode buffer $\mu \leftarrow \emptyset$.
 for each time step t **do**
 Future state danger set $\mathcal{S} \leftarrow \emptyset$
 for i in $\{1, \dots, N\}$ **do**
 $\hat{s}_{t+1}^i = \hat{P}^i(s_t)$
 $\mathcal{S} = \mathcal{S} \cup \{D(\hat{s}_{t+1}^i)\}$
 $a \leftarrow \text{argmin}(\mathcal{S})$ (take the action that yields the least danger)
 $s_{t+1} \leftarrow \text{step}(a)$ (take one step in the environment using action a)
 $\mathcal{M} = \mathcal{M} \cup \{\langle s_t, a_t, s_{t+1} \rangle\}$
 if $s_{t+1} \in u$: **then**
 $\text{head} \leftarrow$ last H_r states from μ
 $\text{tail} \leftarrow$ Randomly sampled H_r safe states (not from the head)
 Train D using Calculated value from:

$$D^\pi(s_t) = \begin{cases} \gamma^{T-t} & \text{if } T - H_r \leq t \leq T \text{ (head)} \\ 0 & \text{if } 0 \leq t < T - H_r \text{ (tail)} \end{cases}.$$

Train $\hat{P}^{1..N}$ using random samples of $\langle s_t, a_t, s_{t+1} \rangle$ from Replay buffer \mathcal{M}
 break (next episode).

5 Simulation Results

The OpenAI[®] gym [29] CartPole environment has been used for the purpose of evaluating the presented method. Also, OpenAI baselines [30] implementation of proximal policy optimization (PPO), deep Q-learning, and actor-critic (A2C) methods have been utilized to compare the performance of the algorithms. As it can be seen from fig.5, the presented method (Survive) shows higher performance in terms of sample efficiency compared to existing model-free methods in

the literature in controlling the CartPole problem. The learning process takes place in a significantly lower number of time steps, and the agent achieves a higher and more stable reward average.

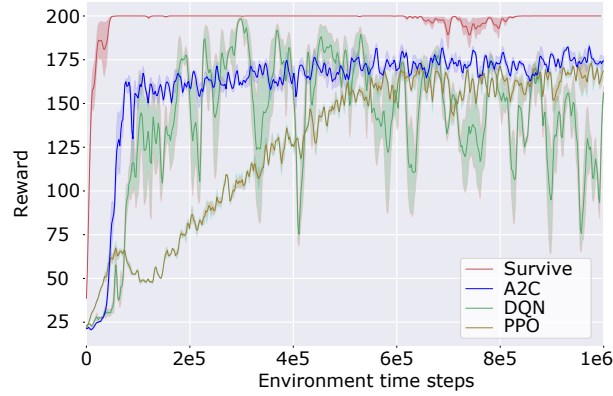


Figure 5: Learning rate comparison of Survive (Ours), TRPO, PPO, DQN algorithms in controlling OpenAI CartPole.

Fig.6 gives the intuition of danger maps by depicting the calculated D contours for all possible 2D combinations of the CartPole’s 4-dimensional state space, where state 0,1,2, and 3 are the cart position, velocity, the pole angle, and angular velocity respectively. A general tendency to keep the states closer to zero is evident in the illustrations, indicating an optimal state for survival as the cart is positioned in the middle of the track, the pole is perfectly balanced, and neither the cart nor the pole is moving. Asymmetrical contours imply that the agent has been trained to successfully accomplish the task without observing all of the dangerous states. Also, it can be noted that the safe area is elongated in the direction of state 0, showing that the CartPole can survive in different positions.

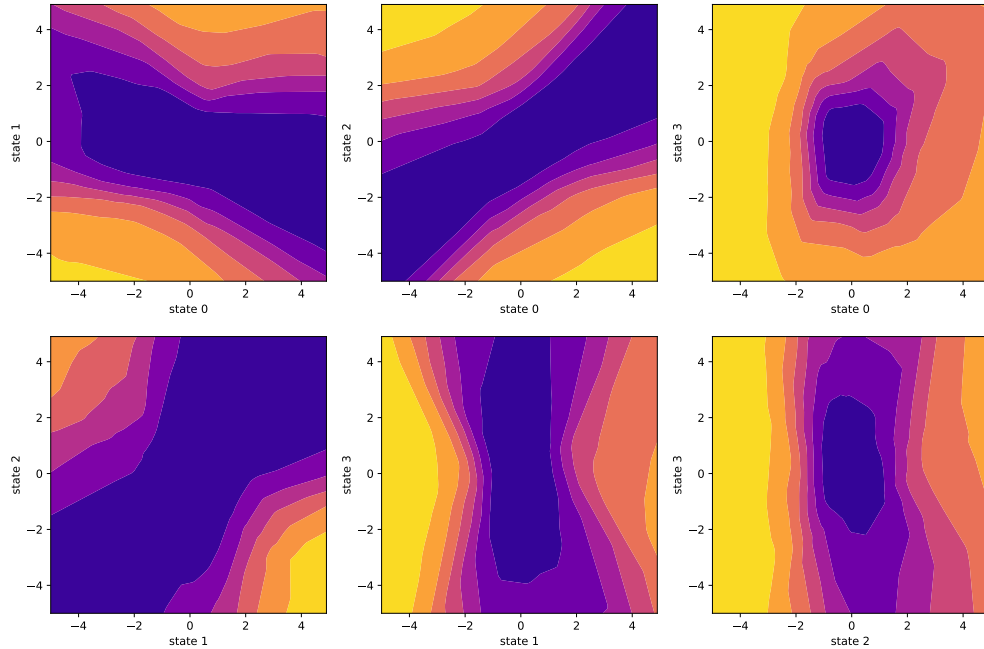


Figure 6: Danger map contours of the CartPole problem. The agent evaluates the future states and avoids lighter areas, i.e., states with higher D values.

In fig.7, danger maps are illustrated based on cart position and pole angle for different values of cart’s linear and pole’s angular velocities $\{0, 1, \dots, 4\}$, respectively. The algorithm presents the required robustness to keep the agent away

from dangerous states, i.e., high values of cart position and pole angle which matches the background knowledge for this problem. Semi-flat areas of high risk values with lighter colors implicate that the agent has concluded that some states are extremely dangerous, $D \simeq 1$ independent from other states' value.

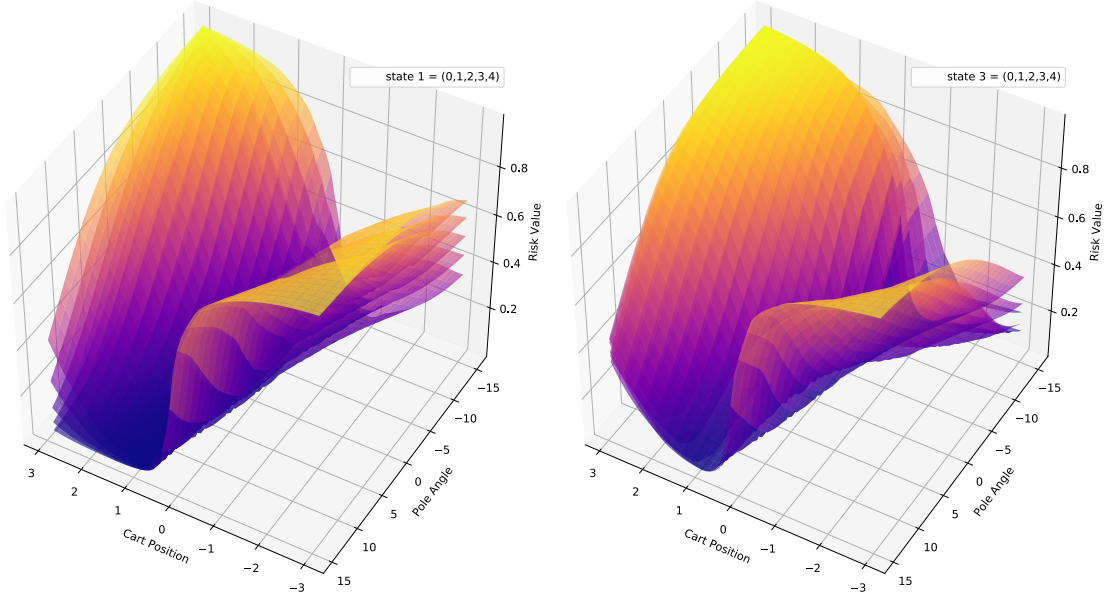


Figure 7: Calculated values for D for the cart position and pole angle in the CartPole problem, for different values of left, cart velocity, and right, pole angular velocity.

6 Conclusion and Future Work

This paper discusses the notion of survival in model-based reinforcement learning by investigating situations in which the agent can succeed in an environment by avoiding termination. The idea has been implemented through sampling in the vicinity of terminal states by assigning risk values to the states that have led to termination. A model-based reinforcement learning algorithm has been used to train an agent to evaluate the future state for all possible actions and select the action that will lead to a state that yields the least danger. Also, the model does not rely on a trained reward function, which makes it less prone to poor performance due to the reward model inaccuracy. The Algorithm has been applied to the CartPole problem and has successfully solved the problem. The Survive algorithm shows higher performance in sample efficiency, stability, and reward maximization compared to model-free methods.

The current setup has limited the application of this method to environments that match specific criteria, i.e., those that can win by staying alive. However, the idea can be propagated to a more comprehensive set of situations by integrating the notion of survival with reward maximization, and this paper provides the basis for generalizing this idea.

References

- [1] Peter Henderson, Riashat Islam, Philip Bachman, Joelle Pineau, Doina Precup, and David Meger. Deep reinforcement learning that matters. In *Thirty-Second AAAI Conference on Artificial Intelligence*, 2018.
- [2] Jens Kober, J Andrew Bagnell, and Jan Robotics Research Peters. Reinforcement learning in robotics: A survey. 32(11):1238–1274, 2013.
- [3] Volodymyr Mnih, Koray Kavukcuoglu, David Silver, Andrei A Rusu, Joel Veness, Marc G Bellemare, Alex Graves, Martin Riedmiller, Andreas K Fidjeland, and Georg Human-level control through deep reinforcement learning. 518(7540):529–533, 2015.

- [4] David Silver, Thomas Hubert, Julian Schrittwieser, Ioannis Antonoglou, Matthew Lai, Arthur Guez, Marc Lanctot, Laurent Sifre, Dhharshan Kumaran, and Thore A general reinforcement learning algorithm that masters chess, shogi, and go through self-play. 362(6419):1140–1144, 2018.
- [5] Thomas G Fischer. Reinforcement learning in financial markets-a survey. Report, FAU Discussion Papers in Economics, 2018.
- [6] Chao Yu, Jiming Liu, and Shamim Reinforcement learning in healthcare: a survey. 2019.
- [7] Ahmed T Elthakeb, Prannoy Pilligundla, FatemehSadat Mireshghallah, Amir Yazdanbakhsh, Sicun Gao, and Hadi Esmaeilzadeh. Releq: an automatic reinforcement learning approach for deep quantization of neural networks. *arXiv preprint arXiv:1811.01704*, 2018.
- [8] James Ault, Josiah Hanna, and Guni Sharon. Learning an interpretable traffic signal control policy. 2019.
- [9] Richard S Sutton and Andrew G Barto. *Reinforcement learning: An introduction*. MIT press, 2018.
- [10] Javier Garcia and Fernando Fernández. A comprehensive survey on safe reinforcement learning. *Journal of Machine Learning Research*, 16(1):1437–1480, 2015.
- [11] Shixiang Gu, Timothy Lillicrap, Ilya Sutskever, and Sergey Levine. Continuous deep q-learning with model-based acceleration. In *International Conference on Machine Learning*, pages 2829–2838.
- [12] Jacob Buckman, Danijar Hafner, George Tucker, Eugene Brevdo, and Honglak Lee. Sample-efficient reinforcement learning with stochastic ensemble value expansion. In *Advances in Neural Information Processing Systems*, pages 8224–8234.
- [13] Vladimir Feinberg, Alvin Wan, Ion Stoica, Michael I Jordan, Joseph E Gonzalez, and Sergey Model-based value estimation for efficient model-free reinforcement learning. 2018.
- [14] Matthew Hausknecht and Peter Stone. Deep recurrent q-learning for partially observable mdps. In *2015 AAAI Fall Symposium Series*.
- [15] Hado van Hasselt, Arthur Guez, and David Silver. Deep reinforcement learning with double q-learning. In *Thirtieth AAAI conference on artificial intelligence*, 2016.
- [16] John Schulman, Sergey Levine, Pieter Abbeel, Michael Jordan, and Philipp Moritz. Trust region policy optimization. In *International conference on machine learning*, pages 1889–1897.
- [17] John Schulman, Filip Wolski, Prafulla Dhariwal, Alec Radford, and Oleg preprint arXiv:.06347 Klimov. Proximal policy optimization algorithms. 2017.
- [18] Volodymyr Mnih, Adria Puigdomenech Badia, Mehdi Mirza, Alex Graves, Timothy Lillicrap, Tim Harley, David Silver, and Koray Kavukcuoglu. Asynchronous methods for deep reinforcement learning. In *International conference on machine learning*, pages 1928–1937.
- [19] Tuomas Haarnoja, Aurick Zhou, Pieter Abbeel, and Sergey preprint arXiv:.01290 Levine. Soft actor-critic: Off-policy maximum entropy deep reinforcement learning with a stochastic actor. 2018.
- [20] Timothy P Lillicrap, Jonathan J Hunt, Alexander Pritzel, Nicolas Heess, Tom Erez, Yuval Tassa, David Silver, and Daan Wierstra. Continuous control with deep reinforcement learning. 2015.
- [21] Scott Fujimoto, Herke Van Hoof, and David Addressing function approximation error in actor-critic methods. 2018.
- [22] Tingwu Wang, Xuchan Bao, Ignasi Clavera, Jerrick Hoang, Yeming Wen, Eric Langlois, Shunshi Zhang, Guodong Zhang, Pieter Abbeel, and Jimmy preprint arXiv:.02057 Ba. Benchmarking model-based reinforcement learning. 2019.
- [23] Richard S Sutton. *Integrated architectures for learning, planning, and reacting based on approximating dynamic programming*, pages 216–224. Elsevier, 1990.
- [24] Thomas Lampe and Martin Riedmiller. Approximate model-assisted neural fitted q-iteration. In *2014 International Joint Conference on Neural Networks (IJCNN)*, pages 2698–2704. IEEE.
- [25] Andrew G Barto, Richard S Sutton, man Anderson, Charles W on systems, and cybernetics. Neuronlike adaptive elements that can solve difficult learning control problems. (5):834–846, 1983.

- [26] Michael Janner, Justin Fu, Marvin Zhang, and Sergey Levine. When to trust your model: Model-based policy optimization. In *Advances in Neural Information Processing Systems*, pages 12498–12509.
- [27] Bahram Behzadian, Soheil Gharatappeh, and Marek Petrik. Fast feature selection for linear value function approximation. In *Proceedings of the International Conference on Automated Planning and Scheduling*, volume 29, pages 601–609.
- [28] Richard S Sutton. Temporal credit assignment in reinforcement learning. 1985.
- [29] Greg Brockman, Vicki Cheung, Ludwig Pettersson, Jonas Schneider, John Schulman, Jie Tang, and Wojciech Openai gym. 2016.
- [30] Prafulla Dhariwal, Christopher Hesse, Oleg Klimov, Alex Nichol, Matthias Plappert, Alec Radford, John Schulman, Szymon Sidor, Yuhuai Wu, and Peter Zhokhov. Openai baselines, 2017.