

Critical Supercurrent and φ_0 -State for Probing a Persistent Spin Helix

Mohammad Alidoust

Department of Physics, K.N. Toosi University of Technology, Tehran 15875-4416, Iran

(Dated: January 8, 2022)

We theoretically study the profile of a supercurrent in two-dimensional Josephson junctions with Rashba-Dresselhaus spin-orbit interaction (RDSOI) in the presence of a Zeeman field. Two types of RDSOIs are considered that might be accessible in GaAs quantum wells and zinc-blende materials. Through investigating self-biased supercurrent (so called φ_0 -Josephson state), we obtain explicit expressions for the functionality of the φ_0 state with respect to RDSOI parameters (α, β) and in-plane Zeeman field components (h_x, h_y). Our findings reveal that, when the chemical potential (μ) is high enough compared to the energy gap (Δ) in superconducting electrodes, i.e., $\mu \gg \Delta$, RSOI and DSOI with equal strengths ($|\alpha| = |\beta|$) cause vanishing φ_0 state independent of magnetization and the type of RDSOI. A Zeeman field with unequal components, i.e., $|h_x| \neq |h_y|$, however, can counteract and nullify the destructive impact of equal-strength RDSOIs (for one type only), where $\mu \sim \Delta$, although $|h_x| = |h_y|$ can still eliminate the φ_0 state. Remarkably, in the $\mu \sim \Delta$ limit, the φ_0 state is proportional to the multiplication of both components of an in-plane Zeeman field, i.e., $h_x h_y$, which is absent in the $\mu \gg \Delta$ limit. Furthermore, our results of critical supercurrents demonstrate that the persistent spin helices can be revealed in a high enough chemical potential regime $\mu \gg \Delta$, while an opposite regime, i.e., $\mu \sim \Delta$, introduces an adverse effect. In the ballistic regime, the “maximum” of the critical supercurrent occurs at $|\alpha| = |\beta|$ and the Zeeman field can boost this feature. The presence of disorder and nonmagnetic impurities change this picture drastically so the “minimum” of the critical supercurrent occurs at and around the symmetry lines $|\alpha| = |\beta|$. We show that the signature of persistent spin helices explored in disordered systems originate from the competition of short-range spin-singlet and long-range spin-triplet supercurrent components. Our study uncovers delicate details of how the interplay of RDSOI and a Zeeman field manifests in the φ_0 state and critical supercurrent. Relying on the fact that the φ_0 state is accessible regardless of the amount of nonmagnetic impurities and disorder, our results can provide guidelines for future experiments to confirm the presence of persistent spin helices, determine the type of SOI, and reliably extract SOI parameters in a system, which might be helpful in devising spin-orbit-coupled spintronics devices and ultra sensitive spin-transistor technologies.

I. INTRODUCTION

The quantum response of a system to motives can be highly influenced by the electron spin and orbital degrees of freedom as well as their interaction. This fact has triggered immense interest to, first, shed light on various aspects of spin-orbital interactions (SOIs) and, second, explore and propose practically feasible routes in utilizing SOI for spintronics devices¹⁻⁴. The spin-orbital-mediated interaction in a material can be either extrinsic or intrinsic, which removes spin degeneracy in the absence of magnetic field. The spin-dependent impurities can cause extrinsic SOI, providing only limited tuneable experimental knobs for controlling SOI. The intrinsic SOI can, however, originate from bulk inversion asymmetry (known as Dresselhaus spin splitting⁵) or structure inversion symmetry due to confining potentials (known as [Bychkov-] Rashba spin splitting⁶). The intrinsic SOI can facilitate an externally controlled SOI by efficiently responding to the application of mechanical strain, electric field, or gate voltage, for instance⁷⁻⁹.

The simultaneous existence of Rashba and Dresselhaus spin-orbit coupling (RSOC and DSOC) can result in fundamentally important phenomena such as persistent spin helix⁷⁻¹⁶. This phenomenon occurs in certain directions of momentum space where spins oriented along these directions become insensitive to orbital field, and therefore

the spin-splitting vanishes. In particular, the persistent spin helix allows for extremely long spin relaxation time and the generation of highly long-ranged spin-polarized currents (propagating over a long distance of the order of 8-25 μm)¹⁴⁻¹⁹. A practical route traveled in recent years to determine the parameters of SOI in a system is transport measurements. This method has stimulated several theoretical and experimental works to provide a more realistic overview of Rashba-Dresselhaus spin-orbit interaction (RDSOI). The experiments eventually achieved a stretchable persistent spin helix, namely, a gate fine-tuned and continuously locked RDSOI at $|\alpha| = |\beta|$. The unidirectionality of RDSOI can be limited by the presence of cubic a DSOI term. Nevertheless, it has experimentally been found that the cubic Dresselhaus field²⁰ should be highly small in GaAs quantum wells so $|\alpha| = |\beta|$ allows for 8-25 μm long-distance communication. Hence, the persistent spin helix can reduce divergent spin dephasings and pave the way for designing diffusive spin field effect transistors. The well-known platforms for RDSOI-related phenomena are GaAs quantum wells and zinc-blende materials^{10,11}. In spite of continuous theoretical and experimental endeavors so far, the reliable experimental extraction of spin-orbit coupling (SOC) parameters is still elusive. Generally, providing an ideal situation in an experiment as theory assumes is highly challenging. There are several factors, such as

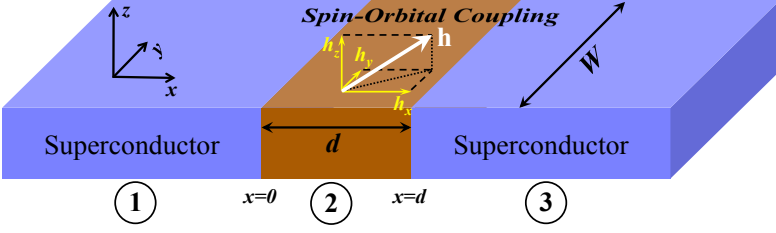


FIG. 1. (Color online). The two-dimensional Josephson junction set up with a finite size width W and thickness d . The junction is placed in the xy plane so the interfaces are located at $x = 0, d$ along the y direction. The system can host different types of spin-orbital coupling in the presence of superconductivity and magnetization with an arbitrary orientation: $\mathbf{h} = (h_x, h_y, h_z)$. To facilitate our discussion, we have labeled the three regions by 1, 2, 3.

detrimental impurities and unwanted defects, that influence adversely experimental results. Therefore, any experimentally observable SOI-related quantity, which is accessible regardless of the amount of nonmagnetic impurities and disorder (i.e., emerges in both ballistic and diffusive systems) is highly desired for conclusively determining the parameters of SOI.

When a ferromagnet is placed next to a s -wave superconductor, long-range spin superconducting correlations may arise due to the interplay of superconductivity and spatially textured spin at a close vicinity to the ferromagnet-superconductor interface^{3,21–26}. This proximity-induced phenomenon has stimulated numerous research works, ranging from critical temperature^{25,27–35} and density of states^{36–38} to transport^{39–50} studies for characterizing and affirming their existence. Also, it has been theoretically shown that the interaction of SOI and s -wave superconducting can generate long-range spin triplet superconducting correlations^{4,17–19,51–56} and the accumulation of spin supercurrent at the edges of a finite-sized sample^{17,18}. Nevertheless, an experimentally clear-cut confirmation of these proximity spin superconducting correlations is still not achieved.

The energy ground state of a conventional ferromagnetic Josephson junction with a uniform magnetization can always be found at two specific superconducting phase differences, i.e., $\varphi=0$ and π ^{57–67}. However, it is well understood that the interplay of SOC and magnetization can invalidate this picture. In this case, depending on parameter values and magnetization direction, the junction ground state can occur at any value of the phase difference, $\varphi = \varphi_0$, other than the 0 and π . This class of Josephson effect is the so-called φ_0 -Josephson state (a traditional Josephson effect with an extra φ_0 phase shift)^{68–80}. Due to the fundamentally important role that a φ_0 state can play in memory devices, recent theoretical and experimental efforts caused striking progress in observing φ_0 states using the surface of three-dimensional topological insulators, hosting strong SOI^{72–74,80}. It has also theoretically been found that the φ_0 state is accessible in both ballistic and diffusive regimes independent of the presence of nonmagnetic impurities and disorder^{72,76}. Nevertheless, a comprehensive study of how the φ_0 state depends on the components of a Zeeman field and RSOC-DSOC is still lacking in the literature.

Here, we study the φ_0 state driven by the interplay of a Zeeman field with generic in-plane orientation (h_x, h_y, h_z) and two types of Rashba-Dresselhaus

SOCs (RDSOCs) with differing strengths [RSOC(α) \neq DSOC(β)]. To this end, a two-dimensional Josephson junction is considered and the profile of supercurrent flow across the junction in both the ballistic and diffusive regimes is determined when the junction is oriented along the x axis (depicted in Fig. 1) and rotated by 90° around the z axis. The explicit expressions obtained for the φ_0 state illustrate that $|\alpha|=|\beta|$ eliminates the self-biased current when chemical potential is high enough compared to superconducting gap Δ inside the superconductor electrodes, i.e., $\mu \gg \Delta$. Decreasing μ to a low enough level, e.g., $\mu \sim \Delta$, the magnetization can retrieve the φ_0 state for one type of RDSOC although φ_0 -state still vanishes in a certain regime of the Zeeman field, i.e., $|h_x|=|h_y|$. Interestingly, the φ_0 state directly depends on $h_x h_y$ terms, a feature which is absent in the $\mu \gg \Delta$ limit. Also, our study reveals that a low chemical potential $\mu \sim \Delta$ adversely impacts the signature of persistent spin helices on critical supercurrents. In a ballistic and short junction limit, where the spin-singlet supercurrent dominates, a large enough chemical potential $\mu \gg \Delta$ results in a tangible indication of persistent spin helices so the maximum of critical supercurrent occurs at and around $|\alpha| = |\beta|$ symmetry lines. Decomposing a supercurrent into its constituting components (spin-singlet, spin-triplets, and crossed terms), we demonstrate that in a long enough and diffusive junction, the spin-triplet components significantly enhance the supercurrent away from $|\alpha| = |\beta|$ symmetry lines. Therefore, in the diffusive regime, the presence of persistent spin helices suppresses supercurrent at and around $|\alpha| = |\beta|$, providing an experimentally prominent and detectable evidence for both the stretchable persistent spin helix and spin-triplet supercurrent.

Considering the accessibility of the φ_0 state in both the ballistic and diffusive systems, the expressions obtained for the φ_0 phase shift can provide a unique opportunity for experimentally extracting reliable parameter values for Rashba and Dresselhaus SOI parameters. Our theoretical findings can serve as guidance for examining the persistent spin helices discussed earlier. The distinctive influence of the spin-singlet and spin-triplet correlation on critical supercurrents found in this paper can serve as evidence for affirming the spin-triplet supercurrent.

The paper is organized as follows. In Sec. II, we summarize theoretical frame works employed for studying a two-dimensional Josephson junction. The low-energy Hamiltonian, the Bogoliubov de Gennes approach, and

charge current are described. Section III presents the main findings of the paper, divided into two subsections for the distinction between the self-biased supercurrent and critical supercurrent for various sets of parameters, considering the ballistic and diffusive systems. We finally give concluding remarks in Sec. IV.

II. THEORETICAL APPROACH

A. Low-energy effective Hamiltonian

The low-energy electronic properties of a noncentrosymmetric solid-state crystal, hosting spin-orbital-mediated interaction, can be described by an effective single-particle Hamiltonian

$$H = \frac{1}{2} \int d\mathbf{p} \, \hat{\psi}^\dagger(\mathbf{p}) H(\mathbf{p}) \hat{\psi}(\mathbf{p}), \quad (1)$$

where

$$H(\mathbf{p}) = \left[\frac{\mathbf{p}^2}{2m} + \boldsymbol{\sigma} \cdot (\boldsymbol{\eta}_{\text{so}} + \mathbf{h}) \right], \quad (2)$$

in which $\mathbf{p} = (p_x, p_y, 0)$ is momentum, m is the effective mass of a charged particle, $\boldsymbol{\eta}_{\text{so}}$ is the SOI, $\mathbf{h} = (h_x, h_y, h_z)$ is the Zeeman energy corresponding to the magnetic field such that $|\mathbf{h}| = g\mu_B B$, g is the g -factor of a charged carrier, μ_B is the Bohr magneton, and B is the magnitude of the magnetic field. The field operator in spin-space can be expressed by $\hat{\psi} = (\psi_\uparrow, \psi_\downarrow)^T$ and $\boldsymbol{\sigma} = (\sigma_x, \sigma_y, \sigma_z)$ is a vector comprised of Pauli matrices. We use $\hbar = k_B = 1$ units throughout the paper.

To simplify calculations, derive analytical expressions, and facilitate analysis, we consider two types of linearized SOI.

$$\boldsymbol{\eta}_{\text{so}}^{\text{a}} = (\alpha p_y + \beta p_x, -\alpha p_x - \beta p_y, 0), \quad (3a)$$

$$\boldsymbol{\eta}_{\text{so}}^{\text{b}} = ([\alpha + \beta]p_y, [\beta - \alpha]p_x, 0), \quad (3b)$$

in which α and β are the Bychkov-Rashba and Dresselhaus velocities, respectively. As mentioned in the Introduction, the coefficients α and β can be controlled by the application of electric field and mechanical strain. The two different types of RSOC and DSOC considered in this paper might be found in GaAs quantum wells and zinc-blende materials. The difference between $\boldsymbol{\eta}_{\text{so}}^{\text{a}}$ and $\boldsymbol{\eta}_{\text{so}}^{\text{b}}$ can originate from different crystallographic growth orientations.

B. Ballistic regime: Bogoliubov de Gennes formalism

Consider a situation where a system is able to develop superconductivity through the traditional opposite-spin

electron-phonon BCS mechanism. To describe electronic characteristics, one can use spin-Nambu field operators and introduce phonon mediated electron-electron amplitudes:

$$\Delta \langle \psi_\uparrow^\dagger \psi_\downarrow^\dagger \rangle + \text{H.c.} \quad (4)$$

The low-energy Hamiltonian, governing electron-hole behavior in the BCS superconductivity, reads

$$\mathcal{H}(\mathbf{p}) = \begin{pmatrix} H(\mathbf{p}) - \mu \hat{1} & \hat{\Delta} \\ \hat{\Delta}^\dagger & -H^\dagger(-\mathbf{p}) + \mu \hat{1} \end{pmatrix}, \quad (5)$$

in which μ is the chemical potential multiplied by 2×2 unity matrix $\hat{1}$ and $\hat{\Delta}$ is a 2×2 superconducting gap matrix in spin space. Here $H(\mathbf{p})$ can be obtained by setting $\boldsymbol{\eta}_{\text{so}} = \mathbf{h} = 0$ in Eq. (2). The field operators in the rotated particle-hole and spin basis are given by $\hat{\psi} = (\psi_\uparrow, \psi_\downarrow, \psi_\downarrow^\dagger, -\psi_\uparrow^\dagger)^T$. In the actual calculation of supercurrent across the Josephson configuration shown in Fig. 1, Δ is assumed nonzero in the superconducting electrodes (regions 1 and 3) and zero otherwise (region 2). Nonetheless, the superconductivity can leak into the nonsuperconducting region by the virtue of proximity effect and consequently, a location-dependent minigap can exist in the region 2 of Fig. 1.

One of the most important experimentally observable quantities is the current due to moving charged particles. To calculate the charge current, flowing through a two-dimensional system in the presence of SOI, magnetization, and superconductivity, we switch to real space: $\mathbf{r} \equiv (x, y, 0)$. Also, a situation with no charge sink or source is considered. In this case, the time variation of charge density vanishes, $\partial_t \rho_c \equiv 0$, in its quantum mechanical definition:

$$\frac{\partial \rho_c}{\partial t} = \lim_{\mathbf{r} \rightarrow \mathbf{r}'} \sum_{\sigma\tau\sigma'\tau'} \frac{1}{i} \left[\psi_{\sigma\tau}^\dagger(\mathbf{r}') \mathcal{H}_{\sigma\tau\sigma'\tau'}(\mathbf{r}) \psi_{\sigma'\tau'}(\mathbf{r}) - \psi_{\sigma\tau}^\dagger(\mathbf{r}') \mathcal{H}_{\sigma\tau\sigma'\tau'}^\dagger(\mathbf{r}') \psi_{\sigma'\tau'}(\mathbf{r}') \right]. \quad (6)$$

Here $\mathcal{H}_{\sigma\tau\sigma'\tau'}$ is the component form of Eq. (5) and σ, τ indices label the spin and particle-hole degrees of freedom, respectively. Incorporating the current conservation law, the charge current density reads,

$$\mathbf{J}_c = \int d\mathbf{r} \left\{ \hat{\psi}^\dagger(\mathbf{r}) \vec{\mathcal{H}}(\mathbf{r}) \hat{\psi}(\mathbf{r}) - \hat{\psi}^\dagger(\mathbf{r}) \overleftarrow{\mathcal{H}}(\mathbf{r}) \hat{\psi}(\mathbf{r}) \right\}, \quad (7)$$

where $\mathcal{H}(\mathbf{r})$ is given by Eq. (5), after the substitution $\mathbf{p} \equiv -im^{-1}(\partial_x, \partial_y, 0)$. The arrow directions indicate the specific wavefunctions that the Hamiltonian acts on. All the electronic and geometrical properties of a system are indeed encoded into the Hamiltonian $\mathcal{H}(\mathbf{r})$, its associated wavefunctions, and boundary conditions.

C. Josephson junction set-up

Figure 1 displays the two-dimensional Josephson junction considered in this paper. The two-dimensional junction resides in the xy plane and has finite-sized width

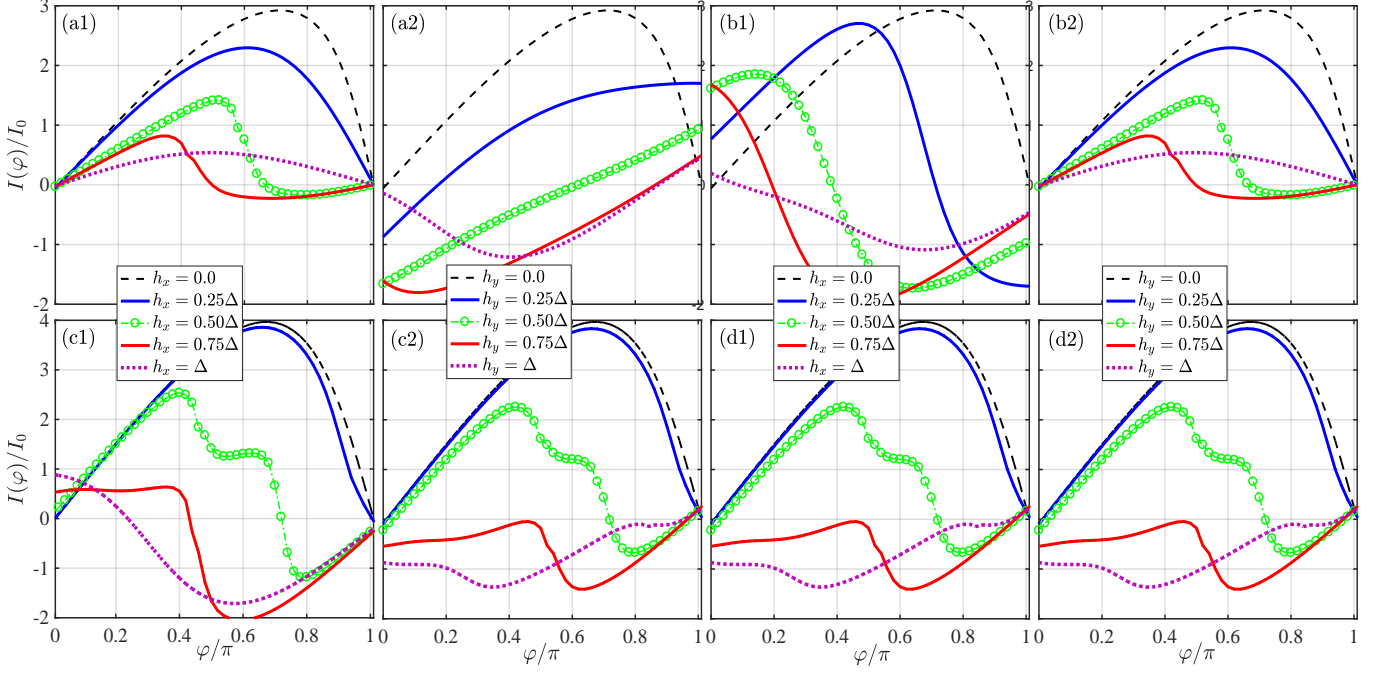


FIG. 2. (Color online). Supercurrent as a function of superconducting phase difference, $I(\varphi)$, when the Josephson junction is oriented along the x direction and spin-orbit interaction is η_{so}^a . The supercurrent is plotted for various values of magnetization direction/intensity and the strength of spin-orbit interaction. In (a1)-(a2) we set $\alpha = 1, \beta = 0$, whereas in (b1)-(b2) $\alpha = 0, \beta = 1$. The spin-orbit parameters are set $\alpha = 1, \beta = 1$ in (c1)-(c2), while in (d1)-(d2) $\alpha = 1, \beta = -1$. In the first and third columns, magnetization is oriented along the x direction, i.e., $h_y = h_z = 0, h_x \neq 0$ and in the second and fourth columns the orientation is aligned with the y direction, i.e., $h_x = h_z = 0, h_y \neq 0$.

W and thickness d . The interface of superconductor-nonsuperconductor junctions extends along the y direction at $x = 0, d$. The magnetization possesses an arbitrary orientation and can be described by three components $\mathbf{h} = (h_x, h_y, h_z)$. The superconductor leads, regions 1, 3, support an externally controllable macroscopic phase difference $\varphi = \varphi_1 - \varphi_3$. The phase difference can be tuned by for instance passing a magnetic field through an exterior SQUID-like geometry interconnected via junction Fig. 1.

III. RESULTS AND DISCUSSIONS

This section is divided into two subsections. In Sec. III A, we present our study of current-phase relation (CPR), φ_0 -state, and in Sec. III B the critical supercurrent.

A. Current-phase relations

In Secs. III A 1 and III A 2, the results of numerical analysis for the profile of CPR and self-biased current shall be given, considering two differing SOIs (3) and two perpendicular directions to the orientation of Josephson junctions in the xy plane.

1. Current-phase relation in η_{so}^a -junction

We now proceed to study the supercurrent in the ballistic regime of a two-dimensional magnetized Josephson junction with Rashba-Dresselhaus SOI depicted in Fig. 1. Our numerical approach in the ballistic regime is able to simulate a situation where superconductivity, magnetism, and SOI coexist simultaneously with different parameter sets in the three regions 1, 2, 3 of Fig. 1⁷⁶⁻⁷⁹. Also, it accommodates cubic and higher order SOI terms, e.g., $\gamma(p_x p_y^2 \sigma_x - p_y p_x^2 \sigma_y)$ that might be relevant in some materials due to bulk inversion asymmetry. Nevertheless, in this paper, we focus on the linearized SOI models, given by Eqs. (3), and restrict the presence of magnetization and SOI to the region 2 of Fig. 1. To obtain the supercurrent, we compute the current density perpendicular to the interfaces, e.g., J_x , and integrate over the junction cross section in the y direction: $I(\varphi) = J_0 \int_{-W/2}^{+W/2} dy J_x(x, y, \varphi)$ with $J_0 = 2|e|\Delta/\hbar$, in which $|e|$ is the electric charge unit.

Diagonalizing $\mathcal{H}(\mathbf{p})$, Eq. (5), we obtain electronic wavefunctions $\hat{\psi}_{1,2,3}(\mathbf{p})$ within the regions 1, 2, 3 independently. Next, the wavefunctions are matched at the left $\hat{\psi}_1 = \hat{\psi}_2|_{x=0}$ and the right boundaries $\hat{\psi}_2 = \hat{\psi}_3|_{x=d}$, and also the continuity condition $(\partial_{\mathbf{p}} \mathcal{H}_1)_{\mathbf{r}} \hat{\psi}_1 = (\partial_{\mathbf{p}} \mathcal{H}_2)_{\mathbf{r}} \hat{\psi}_2|_{x=0}$, $(\partial_{\mathbf{p}} \mathcal{H}_2)_{\mathbf{r}} \hat{\psi}_2 = (\partial_{\mathbf{p}} \mathcal{H}_3)_{\mathbf{r}} \hat{\psi}_3|_{x=d}$ is applied at these intersec-

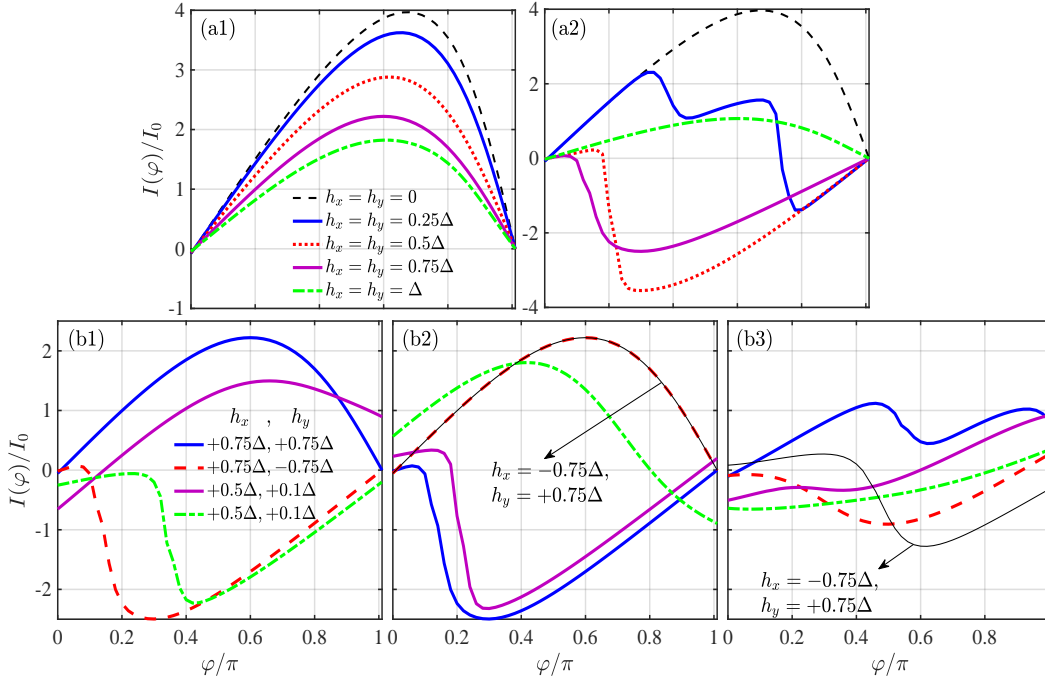


FIG. 3. (Color online). Supercurrent as a function of superconducting phase difference when magnetization possesses two components in the plane of Josephson junction, i.e., $h_x \neq 0$ and $h_y \neq 0$. The junction is oriented along the x direction and the spin-orbit interaction is described by η_{so}^a . The spin-orbit coupling parameter values are varied in different panels. In (a1) we set $\alpha = 1, \beta = 1$, (a2) $\alpha = 1, \beta = -1$, (b1) $\alpha = 1, \beta = 1$, (b2) $\alpha = 1, \beta = -1$, and in (b3) $\alpha = 1, \beta = 0.5$ is considered.

tions. The index \mathbf{r} indicates that we switch to real space after taking the derivatives in momentum space. It is worth mentioning that we shall apply no simplifying assumptions and approximations to the wavefunctions in actual numerical calculations. This, however, results in highly complicated and lengthy expressions for the wavefunctions and supercurrent. Thus, we are able to evaluate them numerically only and omit giving explicit expressions. In the numerics, we consider a rather thin and wide junction $W/d \gg 1$ to avoid any finite size effect induced by the edges at $y = \pm W/2$.

To explore different aspects of how the interplay of RDSOI and magnetization orientation influences supercurrent, we conduct a systematic numerical study. Our extensive investigation demonstrated that supercurrent responds relatively weak to the interplay of h_z magnetization and RDSOIs Eqs. (3) (h_z induces supercurrent reversal only). In addition, the interaction of h_z with $\eta_{\text{so}}^{a,b}$ is unable to induce φ_0 self-biased supercurrent. Therefore, in the following, we concentrate on supercurrent response to the interplay of in-plane magnetization $\mathbf{h} = (h_x, h_y, 0)$ with RDSOC. In the numerics that follow, we consider representative values $0, \pm 1$ for the coefficients of RDSOIs α and β , a low value to the chemical potential $\mu = \Delta$, and $h_x, h_y = 0, \pm 0.75\Delta$ for the magnetization components unless otherwise stated. The junction thickness and width are normalized to $\xi_S = \sqrt{\hbar^2/2m\Delta}$ and fixed values $d = 0.3\xi_S$ and $W = 10\xi_S$ are considered in the numerics. Nevertheless, we emphasize that our conclusions made are independent of these representative parameter values.

In what follows, we visualize a few samples of the comprehensive investigation of current-phase relation performed, to make the flow of discussions smoother, illus-

trate how CPRs are systematically obtained, and how φ_0 -state is analyzed. Figures 2 and 3 show the supercurrent flow through the Josephson junction shown in Fig. 1 where the coupling of spin and orbital degrees of freedom is modeled by Eq. (3a). In Figs. 2(a1) and 2(a2), we consider $\alpha = 1, \beta = 0$. As seen, $h_x = 0, h_y \neq 0$ induces a nonzero supercurrent at zero phase difference $\varphi = 0$, Fig. 2(a2). Changing the magnetization direction to $h_y = 0, h_x \neq 0$ as in Fig. 2(a1), the φ_0 state disappears and by increasing the strength of magnetization, the supercurrent experiences $0-\pi$ transition and thus reverses direction. If we consider $\alpha = 0, \beta = 1$, shown in Figs. 2(b1) and 2(b2), the magnetization in the y direction, h_y , is unable to generate the φ_0 state anymore. Rather, a magnetization in the x direction, h_x , produces φ_0 -state. In Figs. 2(c1)-2(d2), both components of RDSOI are nonzero: $\alpha = \pm\beta = 1$. In this case, a nonzero in-plane magnetization suffices to generate a supercurrent at zero phase difference. As seen, this is more pronounced at $\mathbf{h} = 0.75\Delta$, and Δ . Another interesting parameter set includes a magnetization with nonzero h_x, h_y . Figure 3 exhibits the profile of CPR, $I(\varphi)$, when the in-plane magnetization is described by two components h_x and h_y . In Figs. 3(a1) and 3(a2), the coefficients of Rashba and Dresselhaus spin-orbit coupling have equal and opposite signs: $\beta = \alpha = 1$ and $\alpha = -\beta = 1$, respectively, and $h_x = h_y$ is considered. Comparing with Figs. 2, the supercurrent at zero phase difference, i.e., the φ_0 state, vanishes for all values of the magnetization strength. The only difference between Figs. 3(a1) and 3(a2) is the $0-\pi$ transition response of supercurrent to the magnetization strength, which is absent when $\beta = \alpha = 1$. The supercurrent monotonically decreases with increasing the magnetization strength, similarly to the supercurrent re-

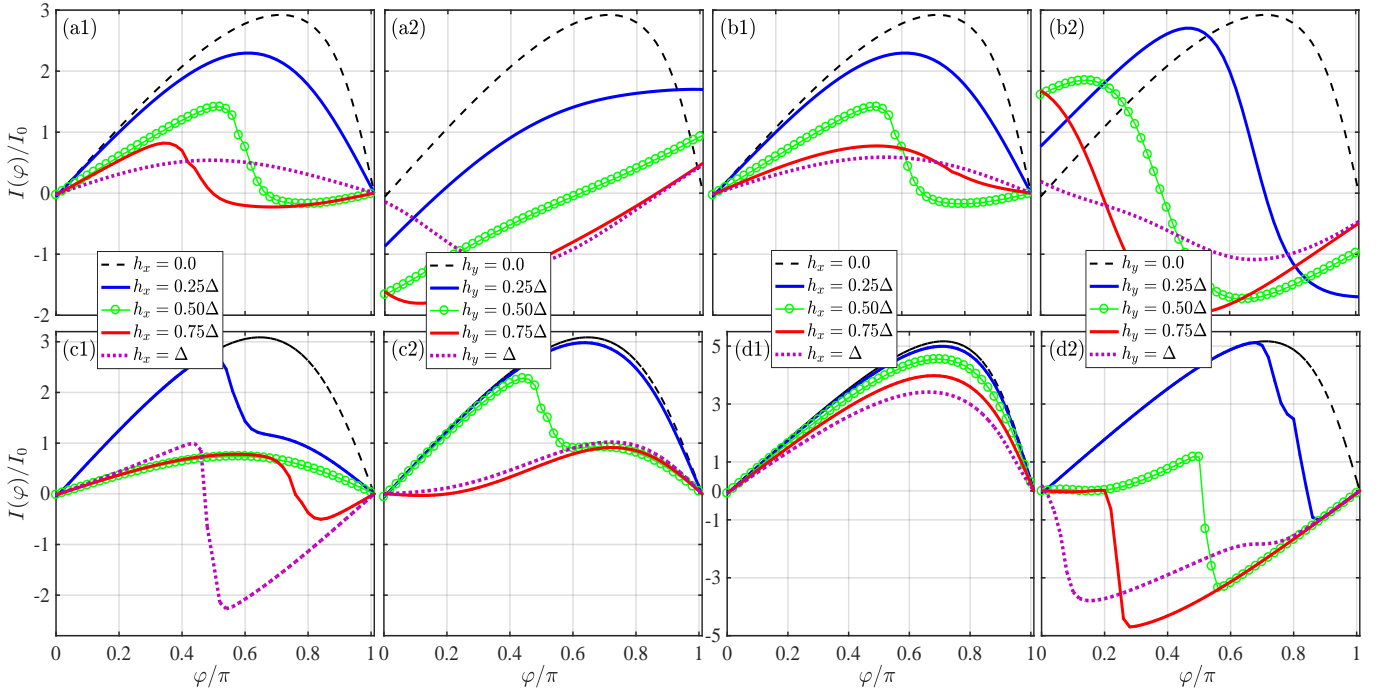


FIG. 4. (Color online). Supercurrent vs superconducting phase difference in a Josephson junction along the x direction with η_{so}^b spin-orbit coupling. The coefficients of spin-orbit interaction are: in (a1)-(a2) $\alpha = 1, \beta = 0$, (b1)-(b2) $\alpha = 0, \beta = 1$, (c1)-(c2) $\alpha = 1, \beta = 1$, and (d1)-(d2) $\alpha = 1, \beta = -1$. The magnetization is oriented along the x direction, i.e., $h_y = h_z = 0, h_x \neq 0$, in the first and third columns, while $h_x = h_z = 0, h_y \neq 0$ is set in the second and fourth columns.

sponse to the junction thickness in a conventional SNS junction or a magnetic SFS junction where F is sandwiched between two ferromagnetic layers with a conical magnetization pattern⁵⁰. In Figs. 3(b1)-3(b3), we examine the influence of unequal orientation and strength in h_x and h_y . Figure 3(b1) illustrates that a sign change in h_y , when $\beta = \alpha = 1$, causes supercurrent reversal, still with no φ_0 -state. The same phenomenon occurs in $\alpha = -\beta = 1$ regime by changing the sign of either h_x or h_y . Introducing inequality in the magnitude of SOC's ($|\alpha| \neq |\beta|$) or magnetization components ($|h_x| \neq |h_y|$) generates the self-biased supercurrent. This is apparent in Figs. 3(b1)-3(b3). We have performed an exhaustive numerical study by plotting the CPR, similar to those presented in Figs. 2 and 3, for numerous sets of parameter values (not shown here). The resultant conclusions for the CPR are summarized in Eqs. (8)-(12). We have shown the status of the φ_0 state in front of each set. The phase shift carries “a,b” labels for the spin-orbit interaction type, Eqs. (3a) and (3b), and “x,y” labels for the orientation of Josephson junction:

$$I(\pm\alpha, 0, 0, \mp h_y) = I(0, \pm\beta, \pm h_x, 0); \varphi_0^{a,x} > 0, \quad (8a)$$

$$I(\pm\alpha, 0, 0, \pm h_y) = I(0, \pm\beta, \mp h_x, 0); \varphi_0^{a,x} < 0, \quad (8b)$$

$$\begin{aligned} I(\pm\alpha, 0, \pm h_x, 0) &= I(\pm\alpha, 0, \mp h_x, 0) = \\ I(0, \pm\beta, 0, \pm h_y) &= I(0, \pm\beta, 0, \mp h_y); \varphi_0^{a,x} = 0, \end{aligned} \quad (9)$$

$$\begin{aligned} I(\pm\alpha, \pm\beta, \pm h_x, 0) &= I(\pm\alpha, \mp\beta, \mp h_x, 0) = \\ I(\pm\alpha, \mp\beta, 0, \mp h_y) &= I(\pm\alpha, \pm\beta, 0, \mp h_y); \varphi_0^{a,x} > 0, \end{aligned} \quad (10a)$$

$$\begin{aligned} I(\pm\alpha, \pm\beta, \mp h_x, 0) &= I(\pm\alpha, \mp\beta, \pm h_x, 0) = \\ I(\pm\alpha, \pm\beta, 0, \pm h_y) &= I(\pm\alpha, \mp\beta, 0, \pm h_y); \varphi_0^{a,x} < 0, \end{aligned} \quad (10b)$$

$$\begin{aligned} I(\pm\alpha, \pm\beta, \pm h_x, \pm h_y) &= I(\pm\alpha, \pm\beta, \mp h_x, \mp h_y) = \\ I(\pm\alpha, \mp\beta, \pm h_x, \mp h_y) &= I(\pm\alpha, \mp\beta, \mp h_x, \pm h_y); \varphi_0^{a,x} = 0, \end{aligned} \quad (11a)$$

$$\begin{aligned} I(\pm\alpha, \mp\beta, \pm h_x, \pm h_y) &= I(\pm\alpha, \mp\beta, \mp h_x, \mp h_y) = \\ I(\pm\alpha, \pm\beta, \pm h_x, \mp h_y) &= I(\pm\alpha, \pm\beta, \mp h_x, \pm h_y); \varphi_0^{a,x} = 0, \end{aligned} \quad (11b)$$

$$\begin{aligned} I(\pm\alpha, 0, +h_x, \mp h_y) &= I(\pm\alpha, 0, -h_x, \mp h_y) = \\ I(0, \pm\beta, \mp h_x, +h_y) &= I(0, \pm\beta, \mp h_x, -h_y); \varphi_0^{a,x} > 0 \quad (12a) \\ I(\pm\alpha, 0, +h_x, \mp h_y) &= I(\pm\alpha, 0, -h_x, \mp h_y) = \\ I(0, \pm\beta, \pm h_x, +h_y) &= I(0, \pm\beta, \pm h_x, -h_y); \varphi_0^{a,x} < 0 \quad (12b) \end{aligned}$$

To analyze the CPRs obtained, Eqs. (8)-(12), we denote odd functions of a variable X by $\mathcal{O}(\pm X) = \pm \mathcal{O}(X)$. Note that none of the odd functions $\mathcal{O}(X)$ in the analysis below are equal. We also consider the first-order terms for the odd functions and define an auxiliary function

$$\Theta(X) = \theta(+X) + \theta(-X) = \begin{cases} 0 & X = 0 \\ 1 & X \neq 0 \end{cases}, \quad (13)$$

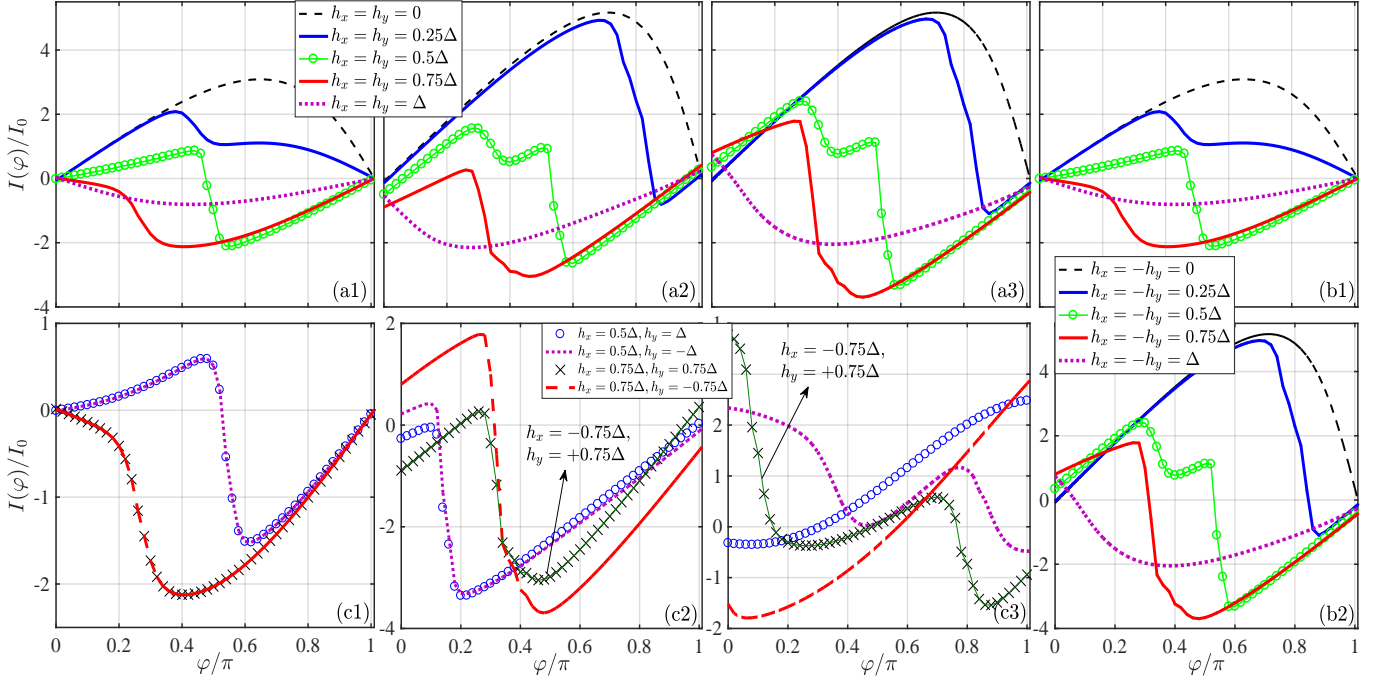


FIG. 5. (Color online). Supercurrent vs superconducting phase difference in a η_{so}^b spin-orbit-coupled Josephson junction oriented along the x direction. The magnetization has nonzero in-plane components: $h_x \neq 0, h_y \neq 0, h_z = 0$. The coefficients of spin-orbit interaction vary in different panels: (a1) $\alpha = 1, \beta = 1$, (a2) $\alpha = 1, \beta = -1$, (a3) $\alpha = -1, \beta = 1$, (b1) $\alpha = 1, \beta = 1$, (b2) $\alpha = 1, \beta = -1$, (c1) $\alpha = 1, \beta = 1$, (c2) $\alpha = 1, \beta = -1$, and (c3) $\alpha = 1, \beta = 0.5$.

in which $\theta(X)$ is the conventional step function. The relations Eqs.(8) imply that the phase shift should have a form of $\varphi_0^{a,x}(0, \beta, h_x, 0) \propto \mathcal{O}(h_x)\mathcal{O}(\beta)$ and $\varphi_0^{a,x}(\alpha, 0, 0, h_y) \propto -\mathcal{O}(h_y)\mathcal{O}(\alpha)$. Considering Eqs. (9), we reaffirm that the phase shift in the absence of h_x and h_y is insensitive to the signs of β and α , respectively. One possible conclusion is therefore $\varphi_0^{a,x}(\alpha, \beta, h_x, h_y) \propto \mathcal{O}(h_x)\beta - \mathcal{O}(h_y)\alpha$. This conclusion above was made when either RSOC or DSOC is available and only one component of magnetization is nonzero, i.e., Eqs. (8) and (9). Next, we keep both components of SOC nonzero and examine the influence of magnetization components separately. We have found relations Eqs. (10), illustrating that the above conclusion for $\varphi_0^{a,x}(\alpha, \beta, h_x, h_y)$ is applicable to this parameter set as well. The relations given in Eqs. (11) are obtained when all components of magnetization (h_x, h_y) and SOC (α, β) are nonzero. In all cases, the phase shift vanishes. Thus, one can conclude a phase shift of type $\varphi_0^{a,x}(\alpha, \beta, h_x, h_y) \propto (\theta(h_x)\beta^2 - \theta(h_y)\alpha^2)(h_y\alpha + h_x\beta)$. However, Eqs. (11) illustrate that at least a term dependent on $h_x h_y$ should be included. Hence, we examine the CPR by setting one component of SOC zero and both components of the magnetization nonzero. The results are summarized in Eqs. (12). Our analysis of Eqs. (12) together with those discussed above through Eqs. (8)-(11) suggests a phase shift $\varphi_0^{a,x}(\alpha, \beta, h_x, h_y)$ of the following form when spin orbital

coupling η_{so}^a interacts with an in-plane magnetization:

$$\varphi_0^{a,x} \propto \left(\Gamma_x h_y \alpha + \Gamma_y h_x \beta \right) \left(\theta(h_y) \alpha^2 - \theta(h_x) \beta^2 \right). \quad (14)$$

Here, we have defined $\Gamma_{x,y} = \gamma \theta(h_{x,y}) - 1$ with $\gamma > 1$. Note that Eq. (14) can be considered as an effective phase shift to a sinusoidal CPR, namely, $\sin(\varphi + \varphi_0^{a,x})$. The numerical study only allows for obtaining the functionality of phase shift with respect to different parameters. However, as is clear, the phase shift has to be a dimensionless variable and the numerical analysis is unable to provide an exact coefficient. Therefore, we keep the proportional sign (\propto) in the presentation of our results.

For completeness, we have performed the same numerical study as described above for a Josephson junction oriented along the y axis. According to Fig. 1, we now solely rotate the coordinate axes by the amount of 90° either clockwise or counter clockwise around the z -axis. The resultant CPRs are presented in Appendix A, namely, Eqs. (A1)-(A5). Analyzing the functionality of Eqs. (A1)-(A5) with respect to α, β, h_x, h_y , we have obtained the following expression for the anomalous phase shift $\varphi_0^{a,y}(\alpha, \beta, h_x, h_y)$:

$$\varphi_0^{a,y} \propto - \left(\Gamma_x h_y \beta + \Gamma_y h_x \alpha \right) \left(\theta(h_y) \alpha^2 - \theta(h_x) \beta^2 \right), \quad (15)$$

Comparing phase shift $\varphi_0^{a,x}$, Eq. (14), to $\varphi_0^{a,y}$, Eq. (15), we find that $\varphi_0^{a,y}(\alpha, \beta, h_x, h_y) = \varphi_0^{a,x}(\beta, \alpha, h_x, h_y)$. This finding can be directly confirmed by the actual RDSOIs, Eqs. (3a) and (3b), considered in the numerics.

Another limit of interest emerges when the chemical potential is larger enough than all energies available in the system (i.e., $\mu \gg \hbar, \Delta$). To evaluate this limit in the ballistic regime, we have set $\mu = 10\Delta$ and repeated the above numerical study. The resultant CPRs are similar to Eqs. (9), (11), and (12) except now $\varphi_0^{a,x}$ reverses sign in Eqs. (8) and vanishes in Eqs. (10). By performing the analysis, the same as what is described above, for this new set of numerical CPRs we find

$$\varphi_0^{a,x} \propto (h_y\alpha + h_x\beta)(\alpha^2 - \beta^2), \quad (16)$$

and

$$\varphi_0^{a,y} \propto -(h_y\beta + h_x\alpha)(\alpha^2 - \beta^2). \quad (17)$$

As seen, the phase-shift functionalities now reduce to relatively simpler expressions in this limit.

2. Current-phase relation in η_{so}^b -junction

Next, we consider a Josephson junction oriented along the x axis, hosting RDSOI of type η_{so}^b , Eq. (3b). Some representative cases are shown in Figs. 4 and 5. In Figs. 4(a1) and 4(a2), $\alpha = 1, \beta = 0$ are set as the coefficients of SOC, whereas $\alpha = 0, \beta = 1$ are considered in Figs. 4(b1) and 4(b2). The magnetization in the first/third and second/fourth columns is oriented along the x and y axis, respectively. It is apparent that for both parameter sets of SOC the self-biased supercurrent appears only when the magnetization is directed along the y axis. Increasing the strength of magnetization oriented along the x axis, the supercurrent experiences reversal and the contribution of higher order harmonics, such as $\sin 2\varphi, \sin 3\varphi, \dots$, into the supercurrent becomes more pronounced. In Figs. 4(c1)-4(c2) and Figs. 4(d1)-4(d2), the coefficients of SOC are $\alpha = \beta = 1$ and $\alpha = -\beta = 1$, respectively. As seen, the phase shift vanishes independent of magnetization orientation. The prominent difference appears in the supercurrent reversal that occurs when only h_x (h_y) is nonzero in former (latter) set of SOC coefficients. In Fig. 5, we switch both magnetization components on. Figures 5(a1)-5(a3) show the supercurrent-phase profile when magnetization components are identical $h_x = h_y$ and the spin-orbit coupling coefficients are $\alpha = \beta = 1$, $\alpha = -\beta = 1$, and $-\alpha = \beta = 1$, respectively. When α and β are positive, Fig. 5(a1) illustrates a zero self-biased current. Tuning them to obtain opposite signs in Figs. 5(a1)-5(a2), the self-biased current across the junction switches direction. In Figs. 5(b1)-5(b2), we set $\alpha = \beta = 1$ and $\alpha = -\beta = 1$, respectively, and opposite signs for the magnetization components $h_x = -h_y$. The figures demonstrate that the phase shift remains zero when $\alpha = \beta = 1$, independent of the magnetization orientation. Finally, in Figs. 5(c1)-5(c3) we set unequal

values for both the magnetization and SOC components. The results imply that the phase shift is insensitive to the magnetization component along the x axis. To shed light on the functionality and dependency of the self-biased current on α, β, h_x , and h_y , we have performed the same systematic numerical study on the current-phase profile as described in Sec. III A 1. The results are summarized in Eqs. (18)-(22):

$$I(\pm\alpha, 0, 0, \mp h_y) = I(0, \pm\beta, 0, \pm h_y); \varphi_0^{b,x} > 0, \quad (18a)$$

$$I(\pm\alpha, 0, 0, \pm h_y) = I(0, \pm\beta, 0, \mp h_y); \varphi_0^{b,x} < 0, \quad (18b)$$

$$I(\pm\alpha, \pm\beta, 0, +h_y) = I(\pm\alpha, \pm\beta, 0, -h_y); \varphi_0^{b,x} = 0, \quad (19a)$$

$$I(\pm\alpha, \mp\beta, 0, +h_y) = I(\pm\alpha, \mp\beta, 0, -h_y); \varphi_0^{b,x} = 0, \quad (19b)$$

$$I(\pm\alpha, \mp\beta, +h_x, 0) = I(\pm\alpha, \mp\beta, 0, -h_y); \varphi_0^{b,x} = 0, \quad (19c)$$

$$I(\pm\alpha, \pm\beta, +h_x, 0) = I(\pm\alpha, \pm\beta, -h_x, 0); \varphi_0^{b,x} = 0, \quad (19d)$$

$$I(\pm\alpha, \mp\beta, \pm h_x, \mp h_y) = I(\pm\alpha, \mp\beta, \mp h_x, \mp h_y); \varphi_0^{b,x} > 0, \quad (20a)$$

$$I(\pm\alpha, \mp\beta, \pm h_x, \pm h_y) = I(\pm\alpha, \mp\beta, \mp h_x, \pm h_y); \varphi_0^{b,x} < 0, \quad (20b)$$

$$I(\pm\alpha, \pm\beta, \pm h_x, \pm h_y) = I(\pm\alpha, \pm\beta, \mp h_x, \mp h_y) =$$

$$I(\pm\alpha, \pm\beta, \pm h_x, \mp h_y) = I(\pm\alpha, \mp\beta, \mp h_x, \pm h_y); \varphi_0^{b,x} = 0, \quad (21)$$

$$I(\pm\alpha, 0, \pm h_x, \pm h_y) = I(\pm\alpha, 0, \mp h_x, \pm h_y) =$$

$$I(0, \pm\beta, \pm h_x, \mp h_y) = I(0, \pm\beta, \mp h_x, \mp h_y); \varphi_0^{b,x} > 0, \quad (22a)$$

$$I(\pm\alpha, 0, \pm h_x, \mp h_y) = I(\pm\alpha, 0, \mp h_x, \mp h_y) =$$

$$I(0, \pm\beta, \pm h_x, \pm h_y) = I(0, \pm\beta, \mp h_x, \pm h_y); \varphi_0^{b,x} < 0, \quad (22b)$$

Considering Eqs. (18), we deduce that $\varphi_0^{b,x}(\alpha, \beta, h_x, h_y)$ can be expressed by $\varphi_0^{b,x}(\alpha, 0, 0, h_y) \propto -\mathcal{O}(h_y)\mathcal{O}(\alpha)$ and $\varphi_0^{b,x}(0, \beta, 0, h_y) \propto \mathcal{O}(h_y)\mathcal{O}(\beta)$. However, in the presence of both α and β with arbitrary signs, the relations Eqs. (19) illustrate that $\varphi_0^{b,x} = 0$. Thus, we can conclude $\varphi_0^{b,x}(\alpha, \beta, 0, h_y) \propto \mathcal{O}(h_y)(\beta^2 - \alpha^2)(\beta + \alpha)$. Equations (20) and (21) illustrate that a term dependent on $h_x h_y$ is missing. By considering Eqs. (18), (19), (21), (22) together with Eqs. (20), the numerical analysis offers the following form for the anomalous phase shift

$$\varphi_0^{b,x} \propto \Gamma_x h_y (\alpha + \beta)(\alpha^2 - \beta^2). \quad (23)$$

We have also conducted this systematic study when the Josephson junction is oriented along the y axis, supporting the η_{so}^b type of SOC. We have summarized the

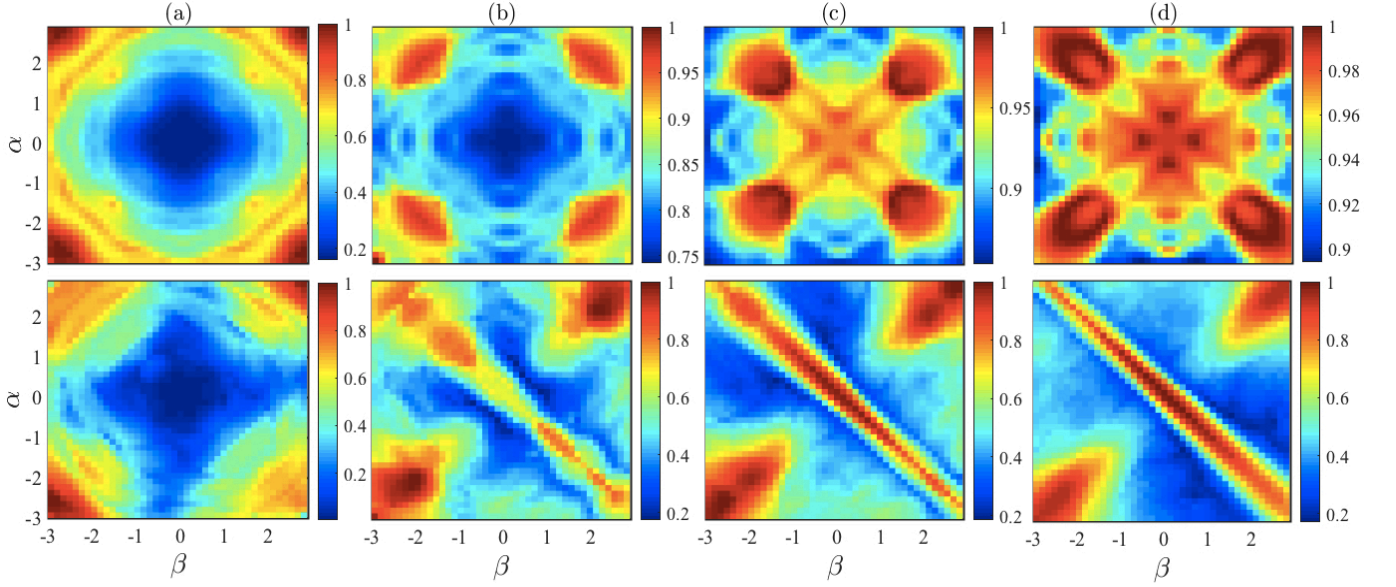


FIG. 6. (Color online). Normalized critical supercurrent as a function of α and β parameters of RDSOI, flowing in a ballistic Josephson junction. In the top row, we set $h_x = h_y = 0$ while in the bottom row $h_x = h_y = 0.75\Delta$. The chemical potential varies column-wise: (a) $\mu = \Delta$, (b) $\mu = 5\Delta$, (c) $\mu = 10\Delta$, and (d) $\mu = 20\Delta$. The type of RDSOI is η_{so}^a .

resultant CPRs and the status of the corresponding phase shift in Appendix A; Eqs. (A6)-(A10). The same analysis as the above yields the following relation for the phase shift in this case:

$$\varphi_0^{b,y} \propto -\Gamma_y h_x (\alpha - \beta)(\alpha^2 - \beta^2). \quad (24)$$

Comparing $\varphi_0^{b,x}$, Eq. (23), to $\varphi_0^{b,y}$, Eq. (24), we find $\varphi_0^{b,y}(\alpha, \beta, h_y) = \varphi_0^{b,x}(-\alpha, \beta, h_x)$, which is in full agreement with Eq. (3b).

By setting a large value to the chemical potential, i.e., $\mu = 10\Delta$ and numerically reproducing CPRs, we find that $\varphi_0^{b,x}$ reverses sign in Eqs. (18) and vanishes in Eqs. (20). The rest of the CPRs given by Eqs. (19), Eqs. (21), and Eqs. (22) remain unchanged. The analysis of these new CPRs yields the following expressions for the anomalous phase shifts, when the Josephson junction is oriented along the x axis:

$$\varphi_0^{b,x} \propto +h_y(\alpha + \beta)(\alpha^2 - \beta^2), \quad (25)$$

and when the junction is rotated and the total supercurrent flows along the y axis:

$$\varphi_0^{b,y} \propto -h_x(\alpha - \beta)(\alpha^2 - \beta^2). \quad (26)$$

Having obtained the explicit functionalities for the anomalous phase shift as a function of magnetization and SOC components, we now present the results for critical supercurrent.

B. Critical supercurrent

We adopt the same assumptions made in the previous section. Namely, the superconductor leads are made of

conventional superconductors, RDSOI and Zeeman field are restricted within the nonsuperconducting region, and the inverse proximity effect is negligible. For both ballistic and diffusive regimes, $W \gg d$ ($W = 10d$) is considered to avoid edge dictated effects and the Zeeman field considered is in-plane, i.e., $\mathbf{h} = (h_x, h_y, 0)$. The energies and lengths are normalized by the superconducting energy gap Δ and superconducting coherence length ξ_S , respectively. The superconducting coherence length in the diffusive regime is given by $\xi_S = \sqrt{D/\Delta}$ in which D is the diffusion constant^{17,18}. The thickness of ballistic junction is set fixed at $d = \xi_S$ throughout the numerics. By varying the superconducting phase difference $\varphi = \varphi_l - \varphi_r$ within $[0, 2\pi]$ interval, we compute the supercurrent phase relation $I(\varphi)$ and determine critical supercurrent by $I_{\max} = \max(|I(\varphi; \alpha, \beta, \mathbf{h})|)$.

Figure 6 exhibits the critical supercurrent as a function of RDSOI parameters, i.e., α and β . The supercurrent in each panel is normalized by its maximum value. Here, RDSOI is described by Eq. (3a), and the Zeeman field is zero in top row while $h_x = h_y = 0.75\Delta$ is set in bottom row. The chemical potential increases from column (a) to (d); $\mu = \Delta$, $\mu = 5\Delta$, $\mu = 10\Delta$, and $\mu = 20\Delta$, respectively. In column (a) of Fig. 6, a low chemical potential has washed out any prominent impacts that the persistent spin helices may have on the critical supercurrent. The addition of the Zeeman field is also unable to recover any finger prints of the persistent spin helices. Increasing the chemical potential, the signature of the persistent spin helices appears. As seen, maximal critical supercurrent tends to occur at and around $|\alpha| = |\beta|$. This is more pronounced in the top panel of Fig. 6(d) where $\mu = 20\Delta$. The application of an in-plane Zeeman

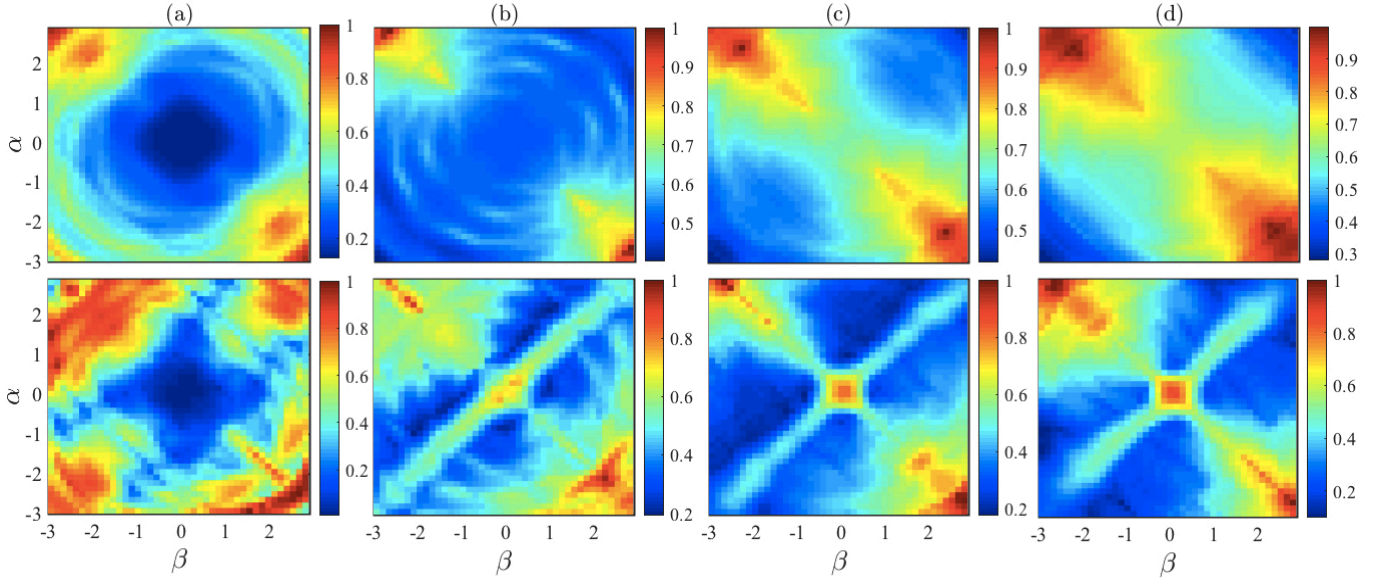


FIG. 7. (Color online). The color-map profile of normalized maximum supercurrent in a ballistic system as a function of RDSOI parameters, α and β , where RDSOI is described by $\eta_{\text{so}}^{\text{b}}$. From left to right the chemical potential increases: (a) $\mu = \Delta$, (b) $\mu = 5\Delta$, (c) $\mu = 10\Delta$, (d) $\mu = 20\Delta$. In the top row, the Zeeman field is switched off, $h_x = h_y = 0$, and in the bottom row the Zeeman field components are equal and nonzero $h_x = h_y = 0.75\Delta$.

field $h_x = h_y = 0.75\Delta$ in the lower panels of Figs. 6(b)-6(d) eliminates the extra features away from $|\alpha| = |\beta|$, appearing when $h_x = h_y = 0$, and clearly illustrates how the persistent spin helices enhance the critical supercurrent.

Next, we perform the same study except we now consider $\eta_{\text{so}}^{\text{b}}$ as RDSOI. Figure 7 shows the critical supercurrent vs α and β parameters of RDSOI. Similar to $\eta_{\text{so}}^{\text{a}}$ RDSOI, a low chemical potential causes insignificant indication of the persistent spin helices. The increase of chemical potential results in a notable trace of persistent spin helices. Specifically, when the Zeeman field is absent in the top row of Fig. 7, the maximal supercurrent is localized around $|\alpha| = -|\beta|$. In the presence of the in-plane Zeeman field $h_x = h_y = 0.75\Delta$, shown in the bottom row of Fig. 7, the maximal supercurrent passing through the junction occurs when $|\alpha| = |\beta|$ akin to $\eta_{\text{so}}^{\text{a}}$ RDSOI.

To illustrate how a Zeeman field also can weaken the indication of the persistent spin helices through critical supercurrent, we plot the critical supercurrent vs the α and β parameters of $\eta_{\text{so}}^{\text{a}}$ and $\eta_{\text{so}}^{\text{b}}$ RDSOI in Figs. 10 and 11 of the Appendix, the two components of Zeeman field are different in magnitude ($h_x \neq h_y$). As seen, a unidirectional Zeeman field ($h_x = 0, h_y = 0.75\Delta$) in the presence of $\eta_{\text{so}}^{\text{a}}$ (top row of Fig. 10) or $\eta_{\text{so}}^{\text{b}}$ (bottom row of Fig. 11) introduces a detrimental effect on the signature of the persistent spin helices, while ($h_x = \Delta, h_y = 0.75\Delta$) can still reveal a prominent indication of the persistent spin helices. Figure 11 shows the critical current when $\eta_{\text{so}}^{\text{b}}$ is present. Here, in the top and bottom rows, $h_x = 0.75\Delta, h_y = 0$ and $h_x = 0, h_y = 0.75\Delta$ are set, re-

spectively. Comparing to Fig. 7, $h_x = 0.75\Delta, h_y = 0$ has eliminated the indication of the persistent spin helices stronger than $h_x = 0, h_y = 0.75\Delta$ case. As is well understood, the Andreev subgap states in the ballistic regime play a pivotal role in carrying supercurrent from one superconductor to another and Zeeman field strongly alters these subgap channels. Hence, various combinations of h_x and h_y components may be beneficial or detrimental when studying SOIs through critical supercurrent in ballistic junctions.

For completeness, we turn our attention to the diffusive regime of the same Josephson configuration described earlier. Following Ref. 50, one can decompose the current into components, in the presence of $\eta_{\text{so}}^{\text{a}}$ and $\eta_{\text{so}}^{\text{b}}$ RDSOI, so that the current components contain specific components of the Green's function (f_0, f_x, f_y, f_z):

$$\mathbf{J} = \sum_{i,j=0,x,y,z} \mathbf{J}_{ij}. \quad (27)$$

By the above decomposition, one is able to isolate the contribution of spin-singlet f_0 , spin triplet f_x, f_y, f_z superconducting correlations, and the multiplication of spin-singlet and spin-triplet terms into a critical supercurrent flow. For example, $J_0 (\equiv J_{00})$ and $J_{x,y,z} (\equiv J_{xx,yy,zz})$ can provide a rich overview for pure spin-singlet and spin-triplet supercurrents, respectively, whereas $J_{0x}, J_{0y}, J_{xz}, J_{yz}$ contain crossed terms, involving both the spin-singlet and spin-triplet Green's functions. To determine the critical supercurrent accurately, we solve the coupled Usadel equations together with boundary conditions numerically, following Refs. 17 and 18. Substituting the numerical solutions into the current definition of

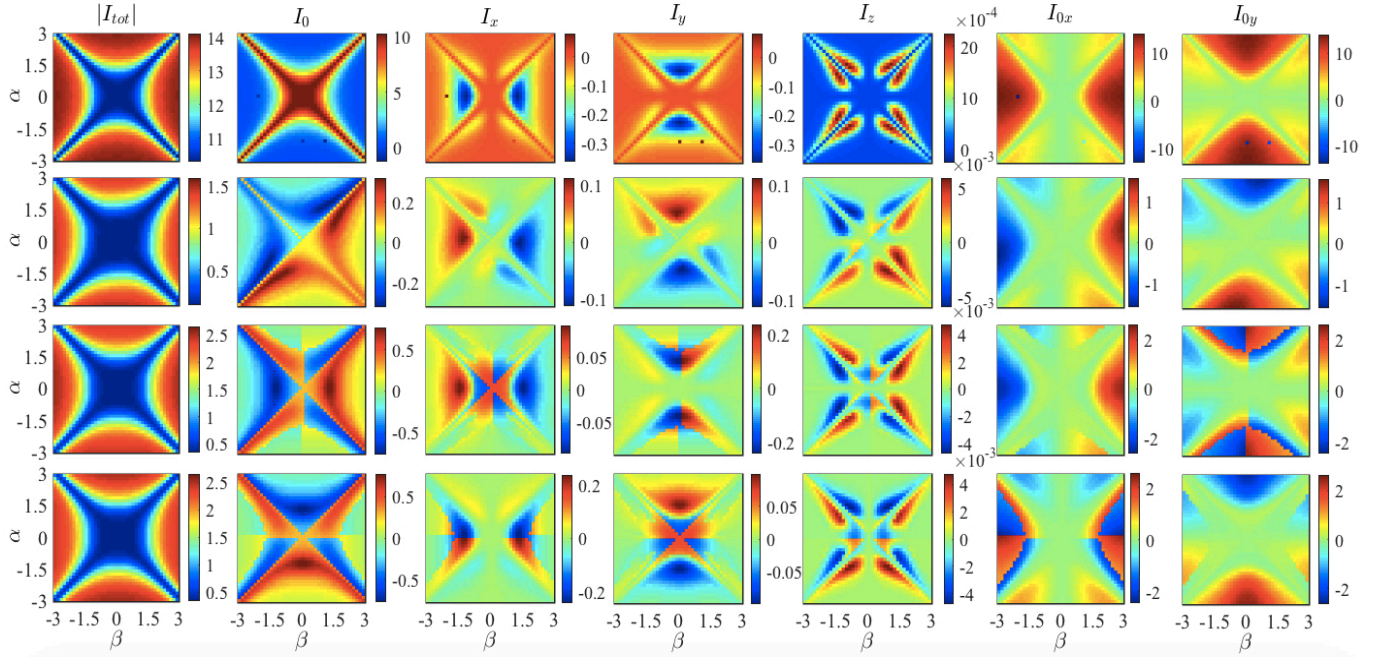


FIG. 8. (Color online). Modulus of critical supercurrent ($|I_{\text{tot}}|$) and its components as a function of RDSOI parameters, α and β , in a diffusive system. The RDSOI is described by η_{so}^a . From top to bottom: first row: $h_x = 0.0, h_y = 0.0$; second row: $h_x = 1.5\Delta, h_y = 1.5\Delta$; third row: $h_x = 1.5\Delta, h_y = 0.0$, and fourth row: $h_x = 0.0, h_y = 1.5\Delta$.

Refs. 17 and 18, we obtain the supercurrent as a function of phase difference φ , i.e., $I(\varphi)$, and determine the critical current: $|I_{\text{tot}}| = \max(|I(\varphi; \alpha, \beta, \mathbf{h})|)$. The current is normalized by $\pi\sigma/e\Delta$ throughout the supercurrent calculation in the diffusive regime. Next, we find the specific phase difference that causes maximum supercurrent φ_{max} and obtain the current components at φ_{max} . The numerical results are summarized in Figs. 8 and 9 where RDSOI is described by η_{so}^a and η_{so}^b , respectively. The absolute value of total supercurrent is shown in the left most column, labeled by $|I_{\text{tot}}|$, and the associated components described above are given in the rest of the columns. The junction thickness in the diffusive regime is set fixed at $d = 2\xi_S$. The critical supercurrent is plotted as a function of α and β parameters for four sets of Zeeman field components from top to bottom; first row: $h_x = 0, h_y = 0$, second row: $h_x = 1.5\Delta, h_y = 1.5\Delta$, third row: $h_x = 1.5\Delta, h_y = 0$, and fourth row: $h_x = 0, h_y = 1.5\Delta$. Comparing to the ballistic Josephson junction, the signature of the persistent spin helices is drastically changed. In both cases of RDSOI, the critical supercurrent is diminished when $|\alpha| = |\beta|$ and yields a significant indication of the persistent spin helices by suppressing the critical supercurrent. The current component plots illustrate that the main contributing components of supercurrent are the spin-singlet component I_0 (associated with f_0), spin triplet components I_x, I_y , and crossed terms $I_{0,x}$ and $I_{0,y}$. The results reveal that the pure spin-singlet component I_0 reaches maximal values at and around $|\alpha| = |\beta|$, similar to the ballistic case. However, the presence of

the spin-triplet components, and consequently crossed terms, dominates and enhances the supercurrent away from $|\alpha| = |\beta|$ in all cases. This phenomenon is more prominent when the junction thickness increases. Note that the presence of the Zeeman field causes weak modifications to the modulus of the supercurrent $|I_{\text{tot}}|$, although it can induce nonzero spin triplet supercurrent in the case of η_{so}^b (compare panels I_x in Fig. 9). In the diffusive regime, due to strong scattering resources (disorder and nonmagnetic impurities), the spin-singlet component of supercurrent highly suppresses by increasing the junction thickness⁵⁰. However, the spin-triplet components, involving f_x and f_y , are long range, weakly sensitive to the scattering resources, and propagate over the entire nonsuperconducting region with a large decaying length scale. Therefore, in a thick enough junction, the variation of the critical supercurrent is governed by the spin triplet components.

IV. CONCLUSIONS

In summary, we have theoretically studied self-biased supercurrent (so called φ_0 -Josephson state) in a two-dimensional Josephson junction driven by the interplay of Zeeman field with in-plane components ($h_x, h_y, 0$) and two differing types of Rashba(α)-Dresselhaus(β) spin-orbit couplings (RDSOCs). In ballistic regime, we solve the Bogoliubov de Gennes numerically without incorporating simplifying assumptions to its associated wavefunctions and study current-phase profile by employing numerous

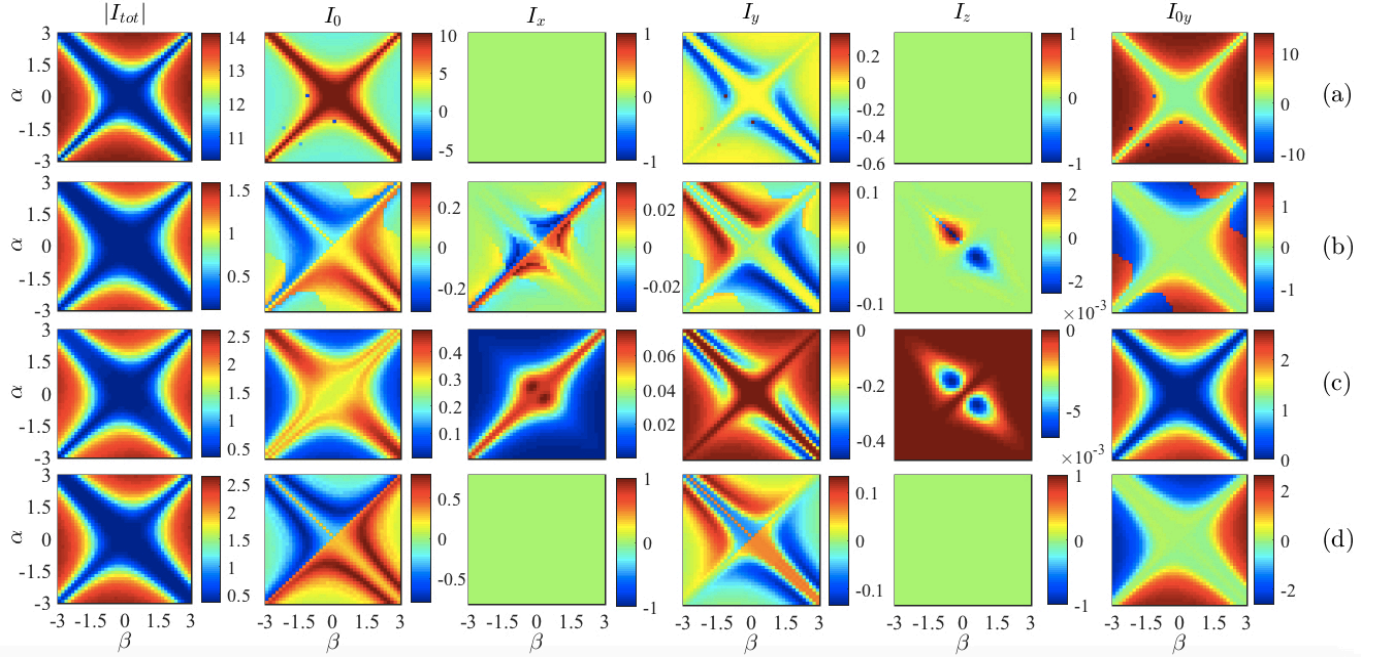


FIG. 9. (Color online). Color-map profile of critical supercurrent modulus ($|I_{\text{tot}}|$) and its components vs α and β , the parameters of $\eta_{\text{so}}^{\text{b}}$ RDSOI in a diffusive Josephson junction. The parameters in each row is set as follows: (a) $h_x = 0.0, h_y = 0.0$, (b) $h_x = 1.5\Delta, h_y = 1.5\Delta$, (c) $h_x = 1.5\Delta, h_y = 0.0$, and (d) $h_x = 0.0, h_y = 1.5\Delta$.

sets of parameter values. Analyzing numerical results, we obtain explicit functionalities for the φ_0 phase shift with respect to the components of magnetization and RDSOC parameters. The findings illustrate that $|\alpha|=|\beta|$ removes the φ_0 phase shift independent of magnetization direction and strength, the density of nonmagnetic impurities, and junction direction, when μ is high enough compared to the energy gap (Δ) in the superconductor leads; $\mu \gg \Delta$. In the $\mu \sim \Delta$ limit, however, except a certain case where $|h_x| = |h_y|$, the magnetization retrieves the φ_0 phase shift. In striking contrast to the $\mu \gg \Delta$ limit, the φ_0 phase shift in the $\mu \sim \Delta$ limit is directly proportional to $h_x h_y$ terms. Also, we find that a low chemical potential compared to the superconducting gap $\mu \sim \Delta$ is unfavorable for detecting the persistent spin helices whereas in a ballistic and short junction with $\mu \gg \Delta$, the maximum of critical supercurrent is localized at and around $|\alpha| = |\beta|$ symmetry lines. We find that a proper fine-tuning of the in-plane Zeeman field can cause more pronounced indications for the persistent spin helices in the ballistic regime. In diffusive regime, we employ a quasiclassical technique that allows for isolating the spin-singlet and spin-triplet components of supercurrent. We show that

due to the contribution of long-range spin-triplet supercurrent away from $|\alpha| = |\beta|$ symmetry lines, the critical supercurrent suppresses at and around $|\alpha| = |\beta|$. Considering the accessibility of the φ_0 phase shift in both the ballistic and diffusive systems and the tuneability of RDSOC, the uncovered φ_0 expressions and the behavior of critical supercurrent can be utilized as a tool for characterizing the type of spin-orbital interaction, confirming controllable persistent spin helices, experimentally extracting reliable values for the parameters of spin-orbital interaction in a system, and corroborating the existence of long-range spin-triplet superconducting correlations. Our results can be confirmed by GaAs quantum wells and zinc-blende materials.

ACKNOWLEDGMENTS

M.A. is supported by Iran's National Elites Foundation (INEF). M.A. would like to thank A. Zyuzin for stimulating discussions.

Appendix A: Supercurrent in Ballistic regime

The supercurrent-phase relation in the presence of $\eta_{\text{so}}^{\text{a}}$ spin-orbit coupling, Eq. (3a) where the Josephson junction is oriented by 90° around the z axis so the supercurrent flows along the y direction:

$$I(+\alpha, 0, +h_x, 0) = I(-\alpha, 0, -h_x, 0) = I(0, -\beta, 0, +h_y) = I(0, +\beta, 0, -h_y); \quad \varphi_0^{\text{a},y} > 0, \quad (\text{A1a})$$

$$I(-\alpha, 0, +h_x, 0) = I(+\alpha, 0, -h_x, 0) = I(0, +\beta, 0, +h_y) = I(0, -\beta, 0, -h_y); \quad \varphi_0^{\text{a},y} < 0, \quad (\text{A1b})$$

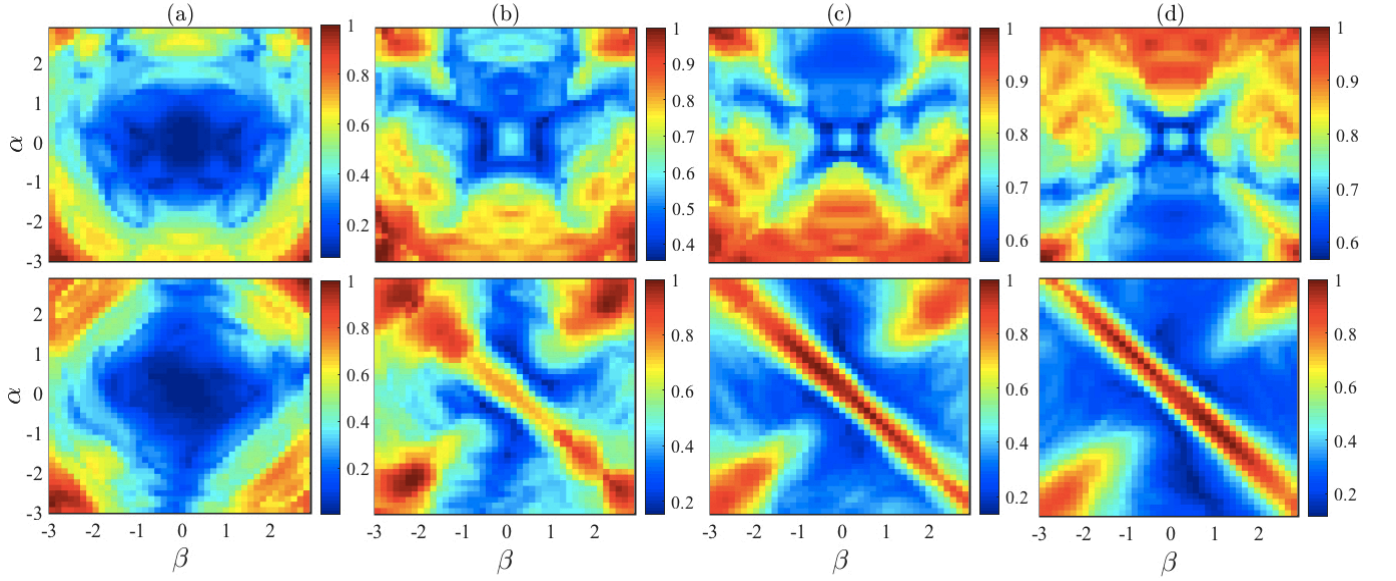


FIG. 10. (Color online). Normalized critical current passing through a ballistic Josephson junction as a function of RDSOI parameters describing η_{so}^a . In each column, a fixed value for the chemical potential is set: (a) $\mu = \Delta$, (b) $\mu = 5\Delta$, (c) $\mu = 10\Delta$, and (d) $\mu = 20\Delta$. In the top row the components of Zeeman field are $h_x = 0, h_y = 0.75\Delta$, while in the bottom row $h_x = \Delta, h_y = 0.75\Delta$.

$$I(+\alpha, 0, 0, +h_y) = I(-\alpha, 0, 0, +h_y) = I(+\alpha, 0, 0, -h_y) = I(-\alpha, 0, 0, -h_y) = \\ I(0, +\beta, +h_x, 0) = I(0, -\beta, +h_x, 0) = I(0, +\beta, -h_x, 0) = I(0, -\beta, -h_x, 0); \quad \varphi_0^{a,y} = 0, \quad (A2)$$

$$I(+\alpha, +\beta, +h_x, 0) = I(+\alpha, -\beta, +h_x, 0) = I(-\alpha, +\beta, -h_x, 0) = I(-\alpha, -\beta, -h_x, 0) = \\ I(+\alpha, -\beta, 0, +h_y) = I(-\alpha, -\beta, 0, +h_y) = I(+\alpha, +\beta, 0, -h_y) = I(-\alpha, +\beta, 0, -h_y); \quad \varphi_0^{a,y} > 0, \quad (A3a)$$

$$I(-\alpha, +\beta, +h_x, 0) = I(-\alpha, -\beta, +h_x, 0) = I(+\alpha, +\beta, -h_x, 0) = I(+\alpha, -\beta, -h_x, 0) = \\ I(+\alpha, +\beta, 0, +h_y) = I(-\alpha, +\beta, 0, +h_y) = I(+\alpha, -\beta, 0, -h_y) = I(-\alpha, -\beta, 0, -h_y); \quad \varphi_0^{a,y} < 0, \quad (A3b)$$

$$I(+\alpha, +\beta, +h_x, +h_y) = I(-\alpha, -\beta, +h_x, +h_y) = I(+\alpha, +\beta, -h_x, -h_y) = I(-\alpha, -\beta, -h_x, -h_y) = \\ I(+\alpha, -\beta, +h_x, -h_y) = I(-\alpha, +\beta, +h_x, -h_y) = I(+\alpha, -\beta, -h_x, +h_y) = I(-\alpha, +\beta, -h_x, +h_y); \quad \varphi_0^{a,y} = 0, \quad (A4a)$$

$$I(+\alpha, -\beta, +h_x, +h_y) = I(-\alpha, +\beta, +h_x, +h_y) = I(+\alpha, -\beta, -h_x, -h_y) = I(-\alpha, +\beta, -h_x, -h_y) = \\ I(+\alpha, +\beta, +h_x, -h_y) = I(-\alpha, -\beta, +h_x, -h_y) = I(+\alpha, +\beta, -h_x, +h_y) = I(-\alpha, -\beta, -h_x, +h_y); \quad \varphi_0^{a,y} = 0, \quad (A4b)$$

$$I(+\alpha, 0, -h_x, +h_y) = I(+\alpha, 0, -h_x, -h_y) = I(0, +\beta, +h_x, +h_y) = I(0, +\beta, -h_x, +h_y) = \\ I(0, -\beta, +h_x, -h_y) = I(0, -\beta, -h_x, -h_y) = I(-\alpha, 0, +h_x, +h_y) = I(-\alpha, 0, +h_x, -h_y); \quad \varphi_0^{a,y} > 0, \quad (A5a)$$

$$I(+\alpha, 0, +h_x, +h_y) = I(+\alpha, 0, +h_x, -h_y) = I(0, +\beta, +h_x, -h_y) = I(0, +\beta, -h_x, -h_y) = \\ I(0, -\beta, +h_x, +h_y) = I(0, -\beta, -h_x, +h_y) = I(-\alpha, 0, -h_x, +h_y) = I(-\alpha, 0, -h_x, -h_y); \quad \varphi_0^{a,y} < 0, \quad (A5b)$$

The supercurrent-phase relation in the presence of η_{so}^b spin-orbit coupling, Eq. (3b), when the junction is oriented along the y direction:

$$I(+\alpha, 0, +h_x, 0) = I(0, +\beta, +h_x, 0) = I(-\alpha, 0, -h_x, 0) = I(0, -\beta, -h_x, 0); \quad \varphi_0^{b,y} > 0, \quad (A6a)$$

$$I(-\alpha, 0, +h_x, 0) = I(0, -\beta, +h_x, 0) = I(+\alpha, 0, -h_x, 0) = I(0, +\beta, -h_x, 0); \quad \varphi_0^{b,y} < 0, \quad (A6b)$$

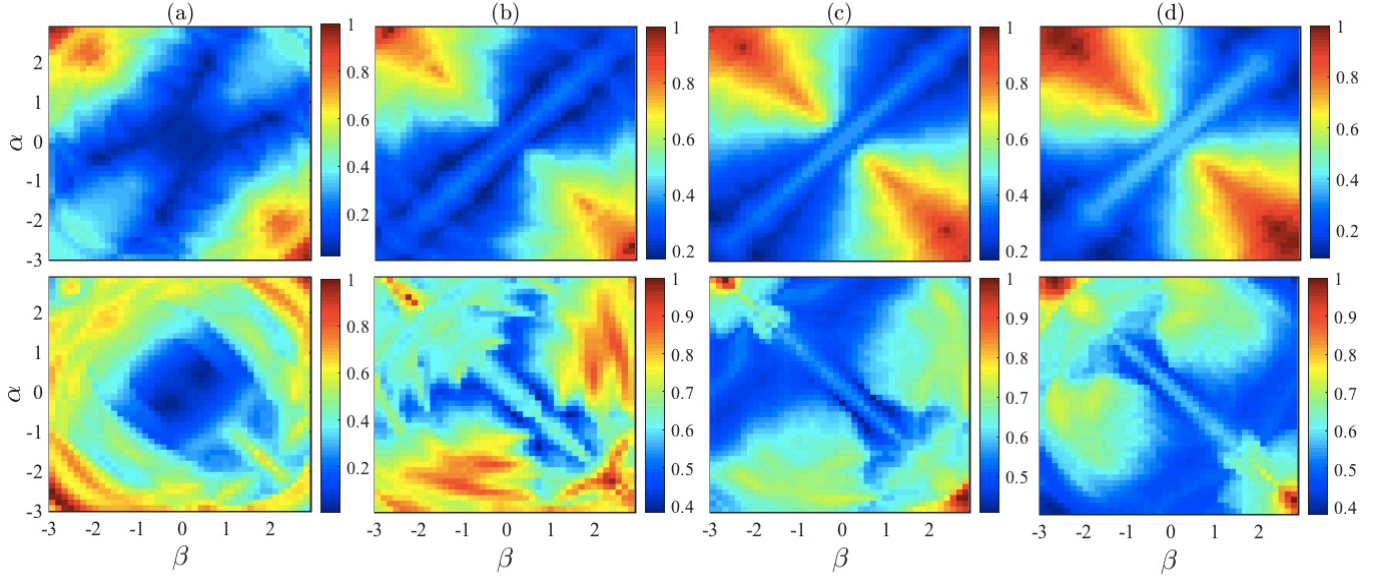


FIG. 11. (Color online). Normalized maximum supercurrent in a ballistic Josephson junction vs the parameters of $\eta_{\text{so}}^{\text{b}}$ RDSOI, α and β . The chemical potential increases from the left to the right column: (a) $\mu = \Delta$, (b) $\mu = 5\Delta$, (c) $\mu = 10\Delta$, and (d) $\mu = 20\Delta$. In the top row, $h_x = 0.75\Delta$, $h_y = 0$ and bottom row $h_x = 0$, $h_y = 0.75\Delta$.

$$I(+\alpha, +\beta, 0, +h_y) = I(-\alpha, -\beta, 0, +h_y) = I(+\alpha, +\beta, 0, -h_y) = I(-\alpha, -\beta, 0, -h_y); \quad \varphi_0^{\text{b},y} = 0, \quad (\text{A7a})$$

$$I(+\alpha, -\beta, 0, +h_y) = I(-\alpha, +\beta, 0, +h_y) = I(+\alpha, -\beta, 0, -h_y) = I(-\alpha, +\beta, 0, -h_y); \quad \varphi_0^{\text{b},y} = 0, \quad (\text{A7b})$$

$$I(+\alpha, -\beta, +h_x, 0) = I(-\alpha, +\beta, +h_x, 0) = I(+\alpha, -\beta, -h_x, 0) = I(-\alpha, +\beta, -h_x, 0); \quad \varphi_0^{\text{b},y} = 0, \quad (\text{A7c})$$

$$I(+\alpha, +\beta, +h_x, 0) = I(-\alpha, -\beta, +h_x, 0) = I(+\alpha, +\beta, -h_x, 0) = I(-\alpha, -\beta, -h_x, 0); \quad \varphi_0^{\text{b},y} = 0, \quad (\text{A7d})$$

$$I(+\alpha, +\beta, +h_x, +h_y) = I(-\alpha, -\beta, -h_x, -h_y) = I(-\alpha, -\beta, -h_x, +h_y) = I(+\alpha, +\beta, +h_x, -h_y); \quad \varphi_0^{\text{b},y} > 0, \quad (\text{A8a})$$

$$I(-\alpha, -\beta, +h_x, +h_y) = I(+\alpha, +\beta, -h_x, -h_y) = I(+\alpha, +\beta, -h_x, +h_y) = I(-\alpha, -\beta, +h_x, -h_y); \quad \varphi_0^{\text{b},y} < 0, \quad (\text{A8b})$$

$$I(+\alpha, -\beta, +h_x, +h_y) = I(-\alpha, +\beta, +h_x, +h_y) = I(+\alpha, -\beta, -h_x, -h_y) = I(-\alpha, +\beta, -h_x, -h_y) = \\ I(+\alpha, -\beta, -h_x, +h_y) = I(-\alpha, +\beta, -h_x, +h_y) = I(+\alpha, -\beta, +h_x, -h_y) = I(-\alpha, +\beta, +h_x, -h_y); \quad \varphi_0^{\text{b},y} = 0, \quad (\text{A9})$$

$$I(+\alpha, 0, -h_x, +h_y) = I(+\alpha, 0, -h_x, -h_y) = I(0, +\beta, -h_x, +h_y) = I(0, +\beta, -h_x, -h_y) = \\ I(0, -\beta, +h_x, +h_y) = I(0, -\beta, +h_x, -h_y) = I(-\alpha, 0, +h_x, +h_y) = I(-\alpha, 0, +h_x, -h_y); \quad \varphi_0^{\text{b},y} > 0, \quad (\text{A10a})$$

$$I(+\alpha, 0, +h_x, +h_y) = I(+\alpha, 0, +h_x, -h_y) = I(0, +\beta, +h_x, +h_y) = I(0, +\beta, +h_x, -h_y) = \\ I(0, -\beta, -h_x, +h_y) = I(0, -\beta, -h_x, -h_y) = I(-\alpha, 0, -h_x, +h_y) = I(-\alpha, 0, -h_x, -h_y); \quad \varphi_0^{\text{b},y} < 0, \quad (\text{A10b})$$

Appendix B: Critical supercurrent in ballistic regime

In this Appendix, we present the color-map profile of a critical supercurrent in a ballistic Josephson junction where a Zeeman field may introduce detrimental effect. In Figs. 10 and 11, the SOI is $\eta_{\text{so}}^{\text{a}}$ and $\eta_{\text{so}}^{\text{b}}$, respectively. In the top row of Fig. 10 and bottom row of Fig. 11, $h_x = 0$, $h_y = 0.75\Delta$ is set. Comparing with counterparts in Figs. 6 and 7, it is apparent how an improper Zeeman field can remove the signature of persistent spin helices on critical supercurrents.

- ¹ I. Zutic, J. Fabian, and S. Das Sarma, *Spintronics: Fundamentals and applications*, *Rev. Mod. Phys.* **76**, 323 (2004).
- ² S. A. Wolf, D. D. Awschalom, R. A. Buhrman, J. M. Daughton, S. von Molnar, M. L. Roukes, A. Y. Chtchelkanova, and D. M. Treger, *Spintronics: a spin-based electronics vision for the future*, *Science* **294**, 1488 (2001).
- ³ I. Zutic, S. Das Sarma, *Spin-polarized transport and Andreev reflection in semiconductor/superconductor hybrid structures*, *Phys. Rev. B* **60**, 16322 (R) (1999).
- ⁴ I. Zutic, A. Matos-Abiad, B. Scharf, H. Dery, K. Belashchenko, *Proximitized materials*, *Materials Today* **22**, 85 (2019).
- ⁵ G. Dresselhaus, *Spin-orbit coupling effects in zinc blende structures*, *Phys. Rev.* **100**, 580 (1955).
- ⁶ Y.A. Bychkov, E.I. Rashba, *Properties of a 2D electron gas with lifted spectral degeneracy*, *JETP Lett.* **39**, 78(66) (1984).
- ⁷ Y. Ohno, R. Terauchi, T. Adachi, F. Matsukura, H. Ohno, *Spin relaxation in GaAs(110) quantum wells*, *Phys. Rev. Lett.* **83**, 4196 (1999).
- ⁸ J. D. Koralek, C. Weber, J. Orenstein, A. Bernevig, S. Zhang, S. Mack, D. Awschalom, *Emergence of the persistent spin helix in semiconductor quantum wells*, *Nature* **458**, 610 (2009).
- ⁹ M.P. Walser, C. Reichl, W. Wegscheider, G. Salis, *Direct mapping of the formation of a persistent spin helix*, *Nat. Phys.* **8**, 757 (2012).
- ¹⁰ J. Schliemann, *Colloquium: Persistent spin textures in semiconductor nanostructures*, *Rev. Mod. Phys.* **89**, 011001 (2017).
- ¹¹ S. D. Ganichev and L. E. Golub, *Interplay of Rashba/Dresselhaus spin splittings probed by photogalvanic spectroscopy A review*, *Phys. Status Solidi B* **251**, 1801 (2014).
- ¹² Y. Feng, Q. Jiang, B. Feng, M. Yang, T. Xu, W. Liu, X. Yang, M. Arita, E. F. Schwier, K. Shimada, H. O. Jeschke, R. Thomale, Y. Shi, X. Wu, S. Xiao, S. Qiao, S. He, *Rashba-like spin splitting along three momentum directions in trigonal layered PtBi₂*, *Nat. Comm.* **10**, 4765 (2019).
- ¹³ M. Kammermeier, A. Seith, P. Wenk, J. Schliemann, *Persistent spin textures and currents in wurtzite nanowire-based quantum structures*, [arXiv:2001.06571](https://arxiv.org/abs/2001.06571).
- ¹⁴ J. Fu, P.H. Penteado, M.O. Hachiy, D. Loss, J.C. Egues, *Persistent skyrmion lattice of noninteracting electrons with spin-orbit coupling*, *Phys. Rev. Lett.* **117**, 226401 (2016).
- ¹⁵ F. Dettwiler, J. Fu, S. Mack, P. J. Weigele, J. C. Egues, D. D. Awschalom, and D. M. Zumbuhl, *Stretchable persistent spin helices in GaAs quantum wells*, *Phys. Rev. X* **7**, 031010 (2017).
- ¹⁶ D. C. Marinescu, P. J. Weigele, D. M. Zumbuhl, J. C. Egues, *Closed-Form Weak Localization Magnetoconductivity in Quantum Wells with Arbitrary Rashba and Dresselhaus Spin-Orbit Interactions*, *Phys. Rev. Lett.* **122**, 156601 (2019).
- ¹⁷ M. Alidoust and K. Halterman, *Spontaneous edge accumulation of spin currents in finite-size two-dimensional diffusive spinorbit coupled SFS heterostructures*, *New J. Phys.* **17**, 033001 (2015).
- ¹⁸ M. Alidoust and K. Halterman, *Long-range spin-triplet correlations and edge spin currents in diffusive spinorbit coupled SNS hybrids with a single spin-active interface*, *J. Phys: Cond. Matt.* **27**, 235301 (2015).
- ¹⁹ H. Chakraborti, S. Deb, R. Schott, V. Thakur, A. Chatterjee, S. Yadav, R. K. Saroj, A. Wieck, S. M. Shivaprasad, K. Das Gupta and S. Dhar, *Coherent transmission of superconducting carriers through a $\sim 2\mu\text{m}$ polar semiconductor*, *Supercond. Sci. Technol.* **31** 085007 (2018).
- ²⁰ J. J. Krich and B. I. Halperin, *Cubic Dresselhaus Spin-Orbit Coupling in 2D Electron Quantum Dots*, *Phys. Rev. Lett.* **98**, 226802 (2007).
- ²¹ A. Kadigrobov, R. I. Shekhter, and M. Jonson, *Quantum Spin Fluctuations as a Source of Long-Range Proximity Effects in Diffusive Ferromagnet-Superconductor Structures*, *Europhys. Lett.* **54**, 394 (2001).
- ²² A. P. Mackenzie and Y. Maeno, *The superconductivity of Sr₂RuO₄ and the physics of spin-triplet pairing*, *Rev. Mod. Phys.* **75**, 657 (2003).
- ²³ A.I. Buzdin, *Proximity effects in superconductor-ferromagnet heterostructures*, *Rev. Mod. Phys.* **77**, 935 (2005).
- ²⁴ F.S. Bergeret, A.F. Volkov, and K.B. Efetov, *Odd triplet superconductivity and related phenomena in superconductor-ferromagnet structures*, *Rev. Mod. Phys.* **77**, 1321 (2005).
- ²⁵ R.S. Keizer, S.T.B. Goennenwein, T.M. Klapwijk, G. Miao, G. Xiao and A. Gupta, *A spin triplet supercurrent through the half-metallic ferromagnet CrO₂*, *Nature* **439**, 825 (2006).
- ²⁶ K. Halterman, P.H. Barsic, and O.T. Valls, *Odd Triplet Pairing in Clean Superconductor/Ferromagnet Heterostructures*, *Phys. Rev. Lett.* **99**, 127002 (2007).
- ²⁷ L.R. Tagirov, *Low-field superconducting spin switch based on a superconductor/ferromagnet multilayer*, *Phys. Rev. Lett.*, **83**, 2058 (1999).
- ²⁸ Y.V. Fominov, A.A. Golubov, M.Y. Kupriyanov, *Triplet proximity effect in FSF trilayers*, *JETP Lett.*, **77**, 510 (2003).
- ²⁹ K. Halterman, O.T. Valls and P. H. Barsic, *Induced triplet pairing in clean s-wave superconductor/ferromagnet layered structures*, *Phys. Rev. B* **77**, 174511 (2008).
- ³⁰ Ya. V. Fominov, A. A. Golubov, T. Yu. Karminskaya, M. Yu. Kupriyanov, R. G. Deminov, L. R. Tagirov, *Superconducting triplet spin valve*, *JETP Letters* **91**, 308 (2010).
- ³¹ J. Zhu, I.N. Krivorotov, K. Halterman, O.T. Valls, *Angular dependence of the superconducting transition temperature in ferromagnet-superconductor-ferromagnet trilayers*, *Phys. Rev. Lett.* **105**, 207002 (2010).
- ³² K. Halterman, O. T. Valls, and M. Alidoust, *Spin-controlled superconductivity and tunable triplet correlations in graphene nanostructures* *Phys. Rev. Lett.* **111**, 046602 (2013).
- ³³ K. Halterman and M. Alidoust, *Half-Metallic Superconducting Triplet Spin Valve*, *Phys. Rev. B* **94**, 064503 (2016).
- ³⁴ A. Srivastava, L. A. B. Olde Olthof, A. Di Bernardo, S. Komori, M. Amado, C. Palomares-Garcia, M. Alidoust, K. Halterman, M. G. Blamire, J. W. A. Robinson, *Magnetization-control and transfer of spin-polarized Cooper pairs into a half-metal manganite*, *Phys. Rev. Applied* **8**, 044008 (2017).

- ³⁵ L. R. Tagirov, M. Yu. Kupriyanov, V. N. Kushnir, and A. Sidorenko, *Superconducting Triplet Proximity and Josephson Spin Valves*, *Functional Nanostructures and Metamaterials for Superconducting Spintronics*. NanoScience and Technology. Springer, Cham (2018).
- ³⁶ M. Alidoust, K. Halterman, and O.T. Valls, *Zero-Energy Peak and Triplet Correlations in Nanoscale SFF Spin-Valves*, *Phys. Rev. B* **92**, 014508 (2015).
- ³⁷ M. Alidoust, A. Zyuzin, K. Halterman, *Pure Odd-Frequency Superconductivity at the Cores of Proximity Vortices*, *Phys. Rev. B* **95**, 045115 (2017).
- ³⁸ L. Kuerten, C. Richter, N. Mohanta, T. Kopp, A. Kampf, J. Mannhart, and H. Boschker, *In-gap states in superconducting LaAlO₃/SrTiO₃ interfaces observed by tunneling spectroscopy*, *Phys. Rev. B* **96**, 014513 (2017).
- ³⁹ T.S. Khaire, M.A. Khasawneh, W.P. Pratt Jr, N.O. Birge, *Observation of spin-triplet superconductivity in Co-based Josephson junctions*, *Phys. Rev. Lett.* **104**, 137002 (2010).
- ⁴⁰ V.I. Zdravkov, J. Kehrle, G. Obermeier, D. Lenk, H.-A. Krug von Nidda, C. Mller, M. Yu. Kupriyanov, A.S. Sidorenko, S. Horn, R. Tidecks, L.R. Tagirov, *Experimental observation of the triplet spin-valve effect in a superconductor-ferromagnet heterostructure*, *Phys. Rev. B* **87**, 144507 (2013).
- ⁴¹ E. Antropov, M. S. Kalenkov, J. Kehrle, V.I. Zdravkov, R. Morari, A. Socrovisciuc, D. Lenk, S. Horn, L.R. Tagirov, A. D. Zaikin, A.S. Sidorenko, H. Hahn, R. Tidecks, *Experimental and theoretical analysis of the upper critical field in ferromagnet/superconductor/ferromagnet trilayers*, *Supercond. Sci. Technol.* **26**, 085003 (2013).
- ⁴² A. Iovan and V. M. Krasnov, *Signatures of the spin-triplet current in a Josephson spin valve: A micromagnetic analysis*, *Phys. Rev. B* **96**, 014511 (2017).
- ⁴³ M.G. Flokstra, N. Satchell, J. Kim, G. Burnell, P. J. Curran, S. J. Bending, J. F. K. Cooper, C. J. Kinane, S. Langridge, A. Isidori, N. Pugach, M. Eschrig, H. Luetkens, A. Suter, T. Prokscha, and S. L. Lee, *Remotely induced magnetism in a normal metal using a superconducting spin-valve*, *Nat. Phys.* **12**, 57 (2016).
- ⁴⁴ P. V. Leksins, N. N. Garifyanov, I. A. Garifullin, Ya. V. Fominov, J. Schumann, Y. Krupskaya, V. Kataev, O. G. Schmidt, and B. Bchner, *Evidence for triplet superconductivity in a superconductor-ferromagnet spin valve*, *Phys. Rev. Lett.* **109**, 057005 (2012).
- ⁴⁵ M. G. Flokstra, T. C. Cunningham, J. Kim, N. Satchell, G. Burnell, P. J. Curran, S. J. Bending, C. J. Kinane, J. F. K. Cooper, S. Langridge, A. Isidori, N. Pugach, M. Eschrig, and S. L. Lee, *Controlled suppression of superconductivity by the generation of polarized Cooper pairs in spin-valve structures*, *Phys. Rev. B* **91**, 060501(R) (2015).
- ⁴⁶ A. A. Kamashev, A. A. Validov, J. Schumann, V. Kataev, B. Bchner, Y. V. Fominov and I. A. Garifullin, *Increasing the performance of a superconducting spin valve using a Heusler alloy*, *Beilstein J. Nanotechnol.* **9**, 1764 (2018).
- ⁴⁷ M. G. Flokstra, R. Stewart, N. Satchell, G. Burnell, H. Luetkens, T. Prokscha, A. Suter, E. Morenzoni, S. Langridge, and S.L. Lee, *Observation of Anomalous Meissner Screening in Cu/Nb and Cu/Nb/Co Thin Films*, *Phys. Rev. Lett.* **120**, 247001 (2018).
- ⁴⁸ A. A. Kamashev, N. N. Garifyanov, A. A. Validov, J. Schumann, V. Kataev, B. Buchner, Ya. V. Fominov, and I. A. Garifullin, *Superconducting spin-valve effect in heterostructures with ferromagnetic Heusler alloy layers*, *Phys. Rev. B* **100**, 134511 (2019).
- ⁴⁹ T. Vezin, C. Shen, J. E. Han, I. Zutic, *Enhanced spin-triplet pairing in magnetic junctions with s-wave superconductors*, *Phys. Rev. B* **101**, 014515 (2020).
- ⁵⁰ M. Alidoust, and K. Halterman, *Proximity Induced Vortices and Long-Range Triplet Supercurrents in Ferromagnetic Josephson Junctions and Spin Valves*, *J. Appl. Phys.* **117**, 123906 (2015).
- ⁵¹ Z. Niu, *A spin triplet supercurrent in half metal ferromagnet/superconductor junctions with the interfacial Rashba spin-orbit coupling*, *Appl. Phys. Lett.* **101**, 062601 (2012).
- ⁵² F.S. Bergeret, I.V. Tokatly, *Spin-orbit coupling as a source of long-range triplet proximity effect in superconductor-ferromagnet hybrid structures*, *Phys. Rev. B* **89**, 134517 (2014).
- ⁵³ N. Satchell and N. O. Birge, *Supercurrent in ferromagnetic Josephson junctions with heavy metal interlayers*, *Phys. Rev. B* **97**, 214509 (2018).
- ⁵⁴ R. Beiranvand, H. Hamzehpour, and M. Alidoust, *Tunable anomalous Andreev reflection and triplet pairings in spin-orbit-coupled graphene*, *Phys. Rev. B* **94**, 125415 (2016).
- ⁵⁵ R. Beiranvand, H. Hamzehpour, and M. Alidoust, *Nonlocal Andreev entanglements and triplet correlations in graphene with spin-orbit coupling*, *Phys. Rev. B* **96**, 161403 (2017).
- ⁵⁶ I. Martinez, P. Hogg, C. Gonzalez-Ruano, J. Pedro Cascales, C. Tiusan, Y. Lu, M. Hehn, A. Matos-Abiad, J. Fabian, I. Zutic, and F. G. Aliev, *Interfacial spin-orbit coupling: Platform for superconducting spintronics*, *Phys. Rev. Applied* **13**, 014030 (2020).
- ⁵⁷ A. G. Golubov, M. Yu. Kupriyanov, and E. Ilichev, *The current-phase relation in Josephson junctions*, *Rev. Mod. Phys.* **76**, 411 (2004).
- ⁵⁸ V. V. Ryazanov, V. A. Oboznov, A. Yu. Rusanov, A. V. Veretennikov, A. A. Golubov, and J. Aarts, *Coupling of Two Superconductors through a Ferromagnet: Evidence for a π Junction*, *Phys. Rev. Lett.* **86**, 2427 (2001).
- ⁵⁹ V. V. Ryazanov, V. A. Oboznov, A. V. Veretennikov, and A. Yu. Rusanov, *Intrinsically frustrated superconducting array of superconductor-ferromagnet-superconductor π junctions*, *Phys. Rev. B* **65**, 020501(R) (2001).
- ⁶⁰ Ya. V. Fominov, A. F. Volkov, and K. B. Efetov, *Josephson effect due to the long-range odd-frequency triplet superconductivity in junctions with Neel domain walls*, *Phys. Rev. B* **75**, 104509 (2007).
- ⁶¹ S. Takahashi, S. Hikino, M. Mori, J. Martinek, and S. Maekawa, *Supercurrent pumping in Josephson junctions with a half-metallic ferromagnet*, *Phys. Rev. Lett.* **99**, 057003 (2007).
- ⁶² I. Eremin, F. S. Nogueira, and R.-J. Tarento, *Spin and charge Josephson effects between nonuniform superconductors with coexisting helimagnetic order*, *Phys. Rev. B* **73**, 054507 (2006).
- ⁶³ A. S. Vasenko, A. A. Golubov, M. Yu. Kupriyanov, and M. Weides, *Properties of tunnel Josephson junctions with a ferromagnetic interlayer*, *Phys. Rev. B* **77**, 134507 (2008).
- ⁶⁴ T. Karabassov, A. V. Guravova, A. Yu. Kuzin, E. A. Kazakova, S. Kawabata, B. G. Lvov and A. S. Vasenko, *Anomalous current-voltage characteristics of SFIFS Josephson junctions with weak ferromagnetic interlayers*, *Beilstein Arch.* **2019**, 2019140. doi:10.3762/bxiv.2019.140.v1.
- ⁶⁵ A. Rezaei, R. Hussein, A. Kamra, W. Belzig, *Phase-controlled spin and charge currents in superconductor-ferromagnet hybrids*, *arXiv:1908.09610*.
- ⁶⁶ S. Hikino, *Magnetization reversal by tuning Rashba spin-orbit interaction and Josephson phase in a ferromagnetic*

- Josephson junction*, *J. Phys. Soc. Jpn.* **87**, 074707 (2018).
- ⁶⁷ F. Setiawan, A. Stern, and E. Berg, *Topological superconductivity in planar Josephson junctions: Narrowing down to the nanowire limit*, *Phys. Rev. B* **99**, 220506(R) (2019).
- ⁶⁸ A. Yu. Zyuzin and B. Spivak, *Theory of $\pi/2$ superconducting Josephson junctions*, *Phys. Rev. B* **61**, 5902 (2000).
- ⁶⁹ A. A. Reynoso, G. Usaj, C. A. Balseiro, D. Feinberg, and M. Avignon, *Anomalous Josephson current in junctions with spin polarizing quantum point contacts*, *Phys. Rev. Lett.* **101**, 107001 (2008).
- ⁷⁰ A. I. Buzdin, *Direct Coupling Between Magnetism and Superconducting Current in the Josephson φ_0 Junction*, *Phys. Rev. Lett.* **101**, 107005 (2008).
- ⁷¹ D. B. Szombati, S. Nadj-Perge, D. Car, S. R. Plissard, E. P. A. M. Bakkers, and L. P. Kouwenhoven, *Anomalous Josephson current through a Spin-Orbit coupled quantum dot*, *Nat. Phys.* **3742** (2016).
- ⁷² A. Zyuzin, M. Alidoust, D. Loss, *Josephson junction through a disordered topological insulator with helical magnetization*, *Phys. Rev. B* **93**, 214502 (2016).
- ⁷³ I. V. Bobkova, A. M. Bobkov, A. A. Zyuzin, M. Alidoust, *Magnetoelectrics in disordered topological insulator Josephson junctions*, *Phys. Rev. B* **94**, 134506 (2016).
- ⁷⁴ M. Alidoust and H. Hamzehpour, *Spontaneous supercurrent and φ_0 phase shift parallel to magnetized topological insulator interfaces*, *Phys. Rev. B* **96**, 165422 (2017).
- ⁷⁵ I. V. Bobkova, A. M. Bobkov, M. A. Silaev, *Gauge theory of the long-range proximity effect and spontaneous currents in superconducting heterostructures with strong ferromagnets*, *Phys. Rev. B* **96**, 094506 (2017).
- ⁷⁶ M. Alidoust, *Self-biased current, magnetic interference response, and superconducting vortices in tilted Weyl semimetals with disorder*, *Phys. Rev. B* **98**, 245418 (2018).
- ⁷⁷ M. Alidoust and K. Halterman, *Evolution of Pair Correlation Symmetries and Supercurrent Reversal in Tilted Weyl Semimetals*, *Phys. Rev. B* **101**, 035120 (2020).
- ⁷⁸ M. Alidoust, M. Willatzen, A.-P. Jauho, *Strain-engineered Majorana zero energy modes and φ_0 Josephson state in black phosphorus*, *Phys. Rev. B* **98**, 085414 (2018).
- ⁷⁹ M. Alidoust, M. Willatzen, A.-P. Jauho, *Fraunhofer response and supercurrent spin switching in black phosphorus with strain and disorder*, *Phys. Rev. B* **98**, 184505 (2018).
- ⁸⁰ A. Assouline, C. Feuillet-Palma, N. Bergeal, T. Zhang, A. Mottaghizadeh, A. Zimmers, E. Lhuillier, M. Marangolo, M. Eddrief, P. Atkinson, M. Aprili, H. Aubin, *Spin-Orbit induced phase-shift in Bi_2Se_3 Josephson junctions*, *Nat. Comm.* **10**, 126 (2019).