

# Conditional inference in *cis*-Mendelian randomization using weak genetic factors\*

Ashish Patel <sup>a</sup>, Dipender Gill <sup>b</sup>, Paul Newcombe <sup>a</sup>, & Stephen Burgess <sup>a,c</sup>

<sup>a</sup> MRC Biostatistics Unit, University of Cambridge

<sup>b</sup> Department of Epidemiology and Biostatistics, Imperial College London

<sup>c</sup> Cardiovascular Epidemiology Unit, University of Cambridge

## Abstract

Mendelian randomization is a widely-used method to estimate the unconfounded effect of an exposure on an outcome by using genetic variants as instrumental variables. Mendelian randomization analyses which use variants from a single genetic region (*cis*-MR) have gained popularity for being an economical way to provide supporting evidence for drug target validation. This paper proposes methods for *cis*-MR inference which use the explanatory power of many correlated variants to make valid inferences even in situations where those variants only have weak effects on the exposure. In particular, we exploit the highly structured nature of genetic correlations in single gene regions to reduce the dimension of genetic variants using factor analysis. These genetic factors are then used as instrumental variables to construct tests for the causal effect of interest. Since these factors may often be weakly associated with the exposure, size distortions of standard *t*-tests can be severe. Therefore, we consider two approaches based on conditional testing. First, we extend results of commonly-used identification-robust tests to account for the use of estimated factors as instruments. Secondly, we propose a test which appropriately adjusts for first-stage screening of genetic factors based on their relevance. Our empirical results provide genetic evidence to validate cholesterol-lowering drug targets aimed at preventing coronary heart disease.

KEYWORDS: *cis*-Mendelian randomization, approximate factor models, weak instruments

---

\*We thank Jack Bowden, Francis DiTraglia, Apostolos Gkatzionis, Alexei Onatski, Richard Smith, and Chris Wallace for helpful discussions.

E-mail: Ashish Patel ([ashish.patel@mrc-bsu.cam.ac.uk](mailto:ashish.patel@mrc-bsu.cam.ac.uk)); Dipender Gill ([dipender.gill@imperial.ac.uk](mailto:dipender.gill@imperial.ac.uk)); Paul Newcombe ([paul.newcombe@astrazeneca.com](mailto:paul.newcombe@astrazeneca.com)); Stephen Burgess ([sb452@medschl.cam.ac.uk](mailto:sb452@medschl.cam.ac.uk))

# 1 Introduction

Mendelian randomization (MR) is a widely-used method to estimate the unconfounded effect of an exposure on an outcome by using genetic variants as instrumental variables. An emerging area of clinical research concerns MR studies with genetic variants drawn from gene regions of pharmacological interest. The potential effect of a drug can be investigated by an MR analysis of a genomic locus (*cis*-MR) encoding protein targets of medicines (Walker et al., 2017). As a result, the *cis*-MR approach is being increasingly used to provide valuable evidence which can inform designs of expensive clinical trials (Gill et al., 2021).

Furthermore, *cis*-MR approaches that integrate expression data, with proteins acting as the exposure, are more likely to satisfy the *exclusion restriction* required for instrument validity (Schmidt et al., 2020). The exclusion restriction requires that any association between instruments and the outcome is only through their effects on the exposure, which is more plausible when the exposure is a direct biological product of the instrument.

A starting point for any MR analysis is to choose appropriate instruments. Since genome-wide association studies (GWASs) have been able to identify many strong genetic signals for a wide range of traits, the typical practice in polygenic MR, where variants may be chosen from multiple gene regions, is to select uncorrelated variants with strong measured associations with the exposure.

In contrast, the potential pool of instruments that we can consider for *cis*-MR is more limited in two respects. First, the instruments are typically in highly structured correlation, owing to how genetic variants in the same region tend to be inherited together. Secondly, when the exposure of interest is a gene product, genetic associations are typically measured from much smaller sample sizes than usual GWASs, which would leave *cis*-MR analyses more vulnerable to problems of weak instrument bias (Andrews, Stock, and Sun, 2019). Therefore, for our *cis*-MR focus, we will need to make use of *many weak* and *correlated* instruments.

One intuitive option is to filter out variants such that only a smaller set of uncorrelated (or weakly correlated) instruments remain. However, for *cis*-MR analyses that involve only weak genetic signals, it would seem important to utilise the explanatory power from all available variants. Another option is to only select variants with a strong measured association with the exposure. While this might avoid problems relating to weak instruments, estimation could be more vulnerable to a *winner’s curse* bias (Goring et al., 2002), resulting in poor inferences if the additional uncertainty from instrument selection is not accounted for (Mounier and Kutalik, 2021).

In this paper, we do not propose selecting specific genetic variants as instruments, but rather genetic factors. We consider a two-stage approach. In the first-stage, we exploit the highly structured nature of genetic correlations in single gene regions to reduce the dimension of

genetic variants. Following [Bai and Ng \(2002\)](#)’s approximate factor model, the variation in a large number of genetic variants is assumed to be explained by a finite number of latent factors. The estimated genetic factors are particular linear combinations of genetic variants which aim to capture all systematic variation in the gene region of interest. In the second stage, these estimated genetic factors are used as instrumental variables.

In terms of estimation, this two-stage approach is similar to [Burgess et al. \(2017\)](#)’s inverse-variance weighted principal components (IVW-PC) method. However, our focus in this paper is not on estimation, but on making valid inferences. In this regard, a major drawback with the IVW-PC method is that fails to provide robust inferences under weak instruments. This is a concern not only due to the potentially smaller sample sizes involved in *cis*-MR analyses, but because the first-stage dimension reduction of genetic variants is based on their mutual correlation, and not on the strength of their association with the exposure. Thus, there is no guarantee that the estimated genetic factors would be strong instruments.

To provide valid inferences when estimated genetic factors are weak instruments, we consider two different approaches based on conditional testing. The first approach generalises popular identification-robust tests ([Moreira, 2003](#); [Wang and Kang, 2021](#)) for our setting with estimated genetic factors as instruments. Similarly to [Bai and Ng \(2010\)](#)’s analysis under strong instruments, the asymptotic null distributions of the identification-robust test statistics can be established even when the true genetic factors are not identified.

One drawback with the identification-robust approaches is that they are unable to provide point estimates of the causal effect. In situations where a few instruments are considerably stronger than others, it is natural to question whether it might be better to discard those instruments which are almost irrelevant. In our case, if some of the estimated genetic factors appear to have very weak associations with the exposure, then we may consider dropping them, and then proceed with usual point estimation strategies. Therefore, in the second approach, we propose a test which appropriately adjusts for first-stage screening of genetic factors based on their relevance. The test controls the selective type I error: the error rate of a test of the causal effect given the selection of genetic factors as instruments ([Fithian et al., 2017](#)).

Our empirical motivation concerns a potential drug target of growing interest. Cholesteryl ester transfer protein (CETP) inhibitors are a class of drug that increase high-density lipoprotein cholesterol and decrease low-density lipoprotein cholesterol (LDL-C) concentrations. A recent *cis*-MR analysis by [Schmidt et al. \(2021\)](#) suggests that CETP inhibition may be an effective drug target for reducing coronary heart disease risk.

A simulation study based on real *CETP* gene summary data illustrates how both factor-based conditional testing approaches offer reliable inferences under realistic problems faced in practice: small samples, invalid instruments, and mismeasured instrument correlations.

Our application complements [Schmidt et al. \(2021\)](#)’s findings by providing robust genetic evidence that a LDL-C lowering effect of CETP inhibitors is associated with a lower risk of coronary heart disease.

We use the following notation and abbreviations:  $\xrightarrow{P}$  ‘converges in probability to’;  $\xrightarrow{D}$  ‘converges in distribution to’;  $\overset{a}{\sim}$  ‘is asymptotically distributed as’. For any sequences  $a_n$  and  $b_n$ , if  $a_n = O(b_n)$ , then there exists a positive constant  $C$  and a positive integer  $N$  such that for all  $n \geq N$ ,  $b_n > 0$  and  $|a_n| \leq Cb_n$ . If  $a_n = o(b_n)$ , then  $|a_n|/b_n \rightarrow 0$  as  $n \rightarrow \infty$ . Also, if  $a_n = \Theta(b_n)$ , then there exist positive constants  $C_1$  and  $C_2$ ,  $C_1 \leq C_2 < \infty$ , and a positive integer  $N$  such that  $C_1b_n \leq a_n \leq C_2b_n$  for all  $n \geq N$ . Let  $(A)_j$  denote the  $j$ -th element of any vector  $A$ , and  $(B)_{jk}$  denote the  $(j, k)$ -th element of any matrix  $B$ . Let  $\|\cdot\|$  denote the Euclidean norm of a vector. For any positive integer  $A$ ,  $[A] = \{1, \dots, A\}$ . The proofs of the theoretical results are given in Supplementary Material, and R code to apply our methods is available at <https://github.com/ash-res/con-cis-MR/>.

## 2 Approximate factor model and summary data

Let  $X$  denote the exposure,  $Y$  the outcome, and  $Z = (Z_1, \dots, Z_p)'$  a vector of  $p$  genetic variants which we assume are valid instrumental variables. For each variant  $j \in [p]$ , let  $\beta_{X_j}$  denote the true marginal association of variant  $j$  with the exposure, and  $\beta_{Y_j}$  denote the true marginal association of variant  $j$  with the outcome. The causal effect of the exposure on the outcome is denoted  $\theta_0$ , and is described by the linear model

$$\beta_{Y_j} = \theta_0 \beta_{X_j}, j \in [p] \quad (1)$$

Although this specification does not explicitly allow for variants to have direct effects on the outcome that are not mediated by the exposure, we will later discuss how this can be relaxed.

### 2.1 Two-sample summary data

We work within the popular two-sample summary data design, where estimated variant–exposure associations are obtained from a non-overlapping, but representative, sample from estimated variant–outcome associations. For each variant, we observe the estimated variant–exposure association  $\hat{\beta}_{X_j}$  and a corresponding standard error  $\sigma_{X_j}$ , from the marginal regression of  $X$  on  $Z_j$ ,  $j \in [p]$ . Likewise, we define  $\hat{\beta}_{Y_j}$  and  $\sigma_{Y_j}$  for variant–outcome associations. These association estimates are often publicly available from GWASs. For any two variants  $j$  and  $k$ , we also observe the genetic correlation  $\rho_{jk}$ , which can be obtained from popular MR software packages ([Hemani et al., 2018](#)).

Let  $\hat{\beta}_X = (\hat{\beta}_{X_1}, \dots, \hat{\beta}_{X_p})'$  and  $\sigma_X = (\sigma_{X_1}, \dots, \sigma_{X_p})'$ .  $\hat{\beta}_Y$  and  $\sigma_Y$  are defined analogously. Let  $n_X$  denote the size of the sample used to compute variant–exposure associations, and  $n_Y$  denote the sample size used to compute variant–outcome associations. We assume that  $n := n_X = cn_Y$ , for some positive constant  $0 < c < \infty$ ; this ensures that for our two-sample setting, the sampling uncertainty from one association study is not negligible to the other.

**Assumption 1** (SUMMARY DATA ON GENETIC ASSOCIATIONS). *For  $\beta_X = (\beta_{X_1}, \dots, \beta_{X_p})'$  and  $\beta_Y = (\beta_{Y_1}, \dots, \beta_{Y_p})'$ ,  $\hat{\beta}_X \sim N(\beta_X, \Sigma_X)$  and  $\hat{\beta}_Y \sim N(\beta_Y, \Sigma_Y)$ , where the  $(j, k)$ -th element of  $\Sigma_X$  is given by  $\Sigma_{X_{jk}} = \rho_{jk}\sigma_{X_j}\sigma_{X_k}$ , the  $(j, k)$ -th element of  $\Sigma_Y$  is given by  $\Sigma_{Y_{jk}} = \rho_{jk}\sigma_{Y_j}\sigma_{Y_k}$ . Under the two-sample design,  $\hat{\beta}_X$  and  $\hat{\beta}_Y$  are independent. Furthermore,  $\Sigma_X$  and  $\Sigma_Y$  are assumed known, and satisfy  $\Sigma_X = \Theta(1/n)$  and  $\Sigma_Y = \Theta(1/n)$ .*

We assume that the genetic association estimates are normally distributed around the true associations, which can be justified by large random sampling in GWASs. The specific form of the variance-covariance matrices  $\Sigma_X$  and  $\Sigma_Y$  relies on an assumption that the true genetic associations are quite weak. The assumption that the standard errors  $\sigma_{X_j}$  and  $\sigma_{Y_j}$ ,  $j \in [p]$  are known, and decrease at the usual parametric rate, is common in practice (Zhao et al., 2020, Assumption 1, p.3), and is thought not to be too restrictive (Ye et al., 2021, Theorem 4.1, p.9). The remaining components in  $\Sigma_X$  and  $\Sigma_Y$  are the pairwise genetic correlations  $\rho_{jk}$ ,  $j, k \in [p]$ . We assume these are known, but our results can be extended to allow for consistently estimated genetic correlations.

## 2.2 Approximate factor model

Our asymptotic framework considers the setting where  $p \rightarrow \infty$ , since we aim to incorporate information from many genetic variants. For our *cis*-MR focus, we would expect a large number of genetic variants to be in highly structured correlation. Therefore, we assume genetic variants in the region of interest follow an approximate factor model structure (Bai and Ng, 2002). For the vector of genetic variants  $Z = (Z_1, \dots, Z_p)'$ , we have

$$Z = \Lambda f + e, \tag{2}$$

where  $\Lambda = (\lambda_1, \dots, \lambda_p)'$  is an unobserved  $p \times r$  matrix of factor loadings,  $f$  is a  $r$ -vector of unobserved factors, and  $e = (e_1, \dots, e_p)'$  is a  $p$ -vector of idiosyncratic errors. The component  $\lambda_j' f$  describes the systematic variation in any  $j$ -th genetic variant  $Z_j$ . Although  $p \rightarrow \infty$ ,  $r$  is considered to be finite; the systematic variation of  $p$  variants can be explained by a much smaller set of  $r$  latent factors. Thus, instead of using  $p$  genetic variants as instruments, we will aim to use the information of these  $r$  latent factors to construct instruments.

**Assumption 2** (APPROXIMATE FACTOR MODEL). *(i) the unobserved factors and idiosyncratic errors are identically and independently distributed across individuals; (ii) the idiosyncratic errors may have some dependence across variants; (iii) the idiosyncratic errors may have some correlation with the sampling errors of genetic association estimates; (iv) the factors satisfy  $\mathbb{E}[\|f\|^4] = O(1)$  and  $\Sigma_F = \mathbb{E}[ff']$  is an  $r \times r$  positive definite matrix; (v)  $\|\lambda_j\| \leq C_\lambda$  for some constant  $C_\lambda > 0$ , and  $p^{-1}\Lambda'\Lambda \rightarrow \Sigma_\Lambda$ , where  $\Sigma_\Lambda$  is a positive definite, non-random matrix, as  $p \rightarrow \infty$ .*

Assumption 2 implies Assumptions A-F from Bai (2003, pp.141-4); the assumptions imply  $r$  strong factors exist, and that, as  $p \rightarrow \infty$ , there is a significant difference between the  $r$ -th and  $(r+1)$ -th eigenvalues of the genetic correlation matrix  $\rho$ . Compared with classical factor models, the assumptions maintained in an approximate factor model are weak enough to prevent separate identification of factors and factor loadings, however both can be estimated up to a  $r \times r$  rotation matrix. This should involve no loss of information since in terms of retaining the same explanatory power, we only require that the estimated factors span the same space as the true factors (Bai and Ng, 2002). For details on the dependence allowed between idiosyncratic errors across variants, see Bai and Ng (2010, Assumption A(c), p.1581). Further details on the correlations permitted between the idiosyncratic errors in (2) and the sampling errors of genetic association estimates are provided in Supplementary Material.

## 2.3 Weak genetic associations

The focus of this paper is to develop methods for *cis*-MR inference which are robust to weak genetic signals in the gene region of interest. We believe such methods are particularly important for the potential of *cis*-MR to identify novel therapeutic targets, since strong genetically-proxied effects of the exposure may not yet be established, and studies may be under-powered due to small samples. Our asymptotic analysis relies on the assumption that many variants have weak genetic associations with the exposure; see for example, Zhao et al. (2020).

**Assumption 3** (MANY WEAK GENETIC ASSOCIATIONS).  *$p/n = \Theta(1)$  and  $\|\beta_X\| = O(1)$  as  $n, p \rightarrow \infty$ .*

Assumption 3 implies the average explanatory power of any individual variant is decreasing with the total number of variants. Since we do not directly use individual variants as instruments, this does not necessarily imply we face a weak instruments problem. We will take  $r$  linear combinations of all variants to use as instruments; as discussed by Bai and Ng (2010), it is possible for these linear combinations to be strong instruments even if the explanatory power of individual variants is limited.

However, for our focus, we deem this to be quite unrealistic: our dimension reduction of genetic variants will be based on their correlation structure, not their association with the exposure. Hence, we could end up using instruments that are able to summarise nearly all genetic variation in a gene region, but they are still weakly associated with the exposure. For this reason, we should focus on inferential methods that are robust to weak instruments.

## 2.4 Example: the effect of statins on coronary heart disease

There is an well-established association between high low-density lipoprotein cholesterol (LDL-C) levels and greater risk of coronary heart disease (CHD); see, for example, [Mihaylova et al. \(2012\)](#). Statins are 3-Hydroxy-3-Methylglutaryl-CoA Reductase (HMGCR) inhibitors prescribed to lower LDL-C levels. A *cis*-MR analysis using genetic variants from the *HMGCR* gene region provides a way to study the genetically-proxied effect of statin intake on CHD ([Ference et al., 2016](#)).

The left panel of Figure 1 shows how genetic variants in *HMGCR* are in strong correlation. Nearly 98 percent of the total variation of 2883 genetic variants can be summarised by 14 principal components. With this in mind, we might consider 14 estimated factors as instrumental variables. Since the construction of factor-based instruments does not use the information of variant–exposure associations, the estimated genetic factors may be weak instruments.

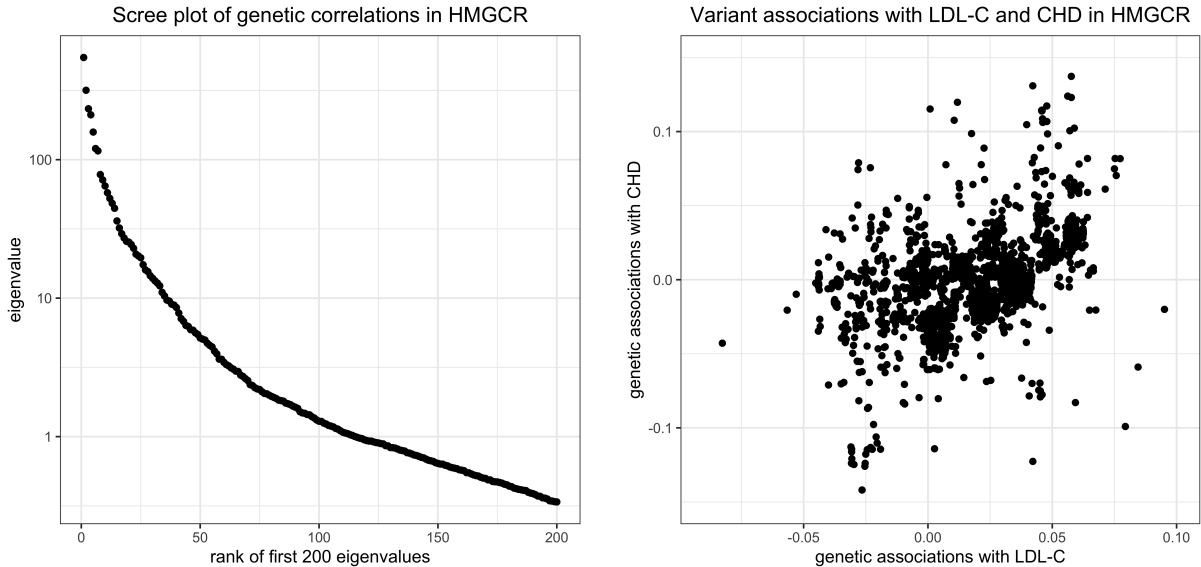


Figure 1. Scree plot of genetic associations (left), and genetic associations of LDL-C and CHD (right) in the *HMGCR* gene region.

We consider two options to make valid inferences in this setting. The first option is to use all 14 genetic factors as instruments, and conduct identification-robust tests which are designed



to control type I error rates under weak instruments. This approach does not return a point estimate for the causal effect, but provides valid inferences regardless of instrument strength. The second option is to discard any genetic factors with very weak measured associations with the exposure, and to proceed with usual point estimation strategies assuming that the retained genetic factors are strong instruments. To make honest inferences with this second option, we can conduct conditional tests which account for first-stage instrument selection.

### 3 Conditional inference in *cis*-MR with genetic factors

#### 3.1 Estimating the factor loadings

We start by estimating the  $p \times r$  matrix of factor loadings  $\Lambda$  using the variant correlation matrix. Let  $\rho$  denote the variant correlation matrix, so that its  $(j, k)$ -th element is given by  $\rho_{jk}$ . For a given number of factors  $r$ , let  $\bar{\Lambda}$  denote a  $p \times r$  matrix with its columns given by the eigenvectors corresponding to the largest  $r$  eigenvalues of  $\rho$  multiplied by  $\sqrt{p}$ . Then, the estimated (re-scaled) factor loadings are given by  $\hat{\Lambda} = \bar{\Lambda}(p^{-1}\bar{\Lambda}'\bar{\Lambda})^{-\frac{1}{2}}$ , so that  $p^{-1}\hat{\Lambda}'\hat{\Lambda} = I_r$ .

For our analysis, the number of factors  $r$  is assumed to be known, for example, by inspecting the scree plot of the variant correlation matrix. In practice, one could also use data-driven methods to determine the number of factors (Bai and Ng, 2002; Onatski, 2010).

#### 3.2 Point estimation under strong factor associations

Under the linear model  $\beta_Y = \beta_X\theta_0$ , we can use our variant-exposure and variant-outcome associations to construct a vector of estimating equations,  $\hat{\beta}_Y - \hat{\beta}_X\theta = 0$ . Here, there are  $p$  estimating equations for 1 unknown.

Given our estimated factor loadings, we can effectively reduce the degree of over-identification. Let  $\hat{g}(\theta) = \hat{\Lambda}'(\hat{\beta}_Y - \hat{\beta}_X\theta)$ , so that  $\hat{g}(\theta) = 0$  provides  $r$  estimating equations for  $\theta_0$ . In other words,  $\hat{g}(\theta) = 0$  are the estimating equations implied by using the linear combination of variants  $\hat{\Lambda}'Z$  as instruments. For brevity, we will refer to  $\hat{\Lambda}'Z$  as the *estimated factors*.

A consistent estimator of the variance-covariance matrix of  $\hat{g}(\theta)$  is given by  $\hat{\Omega}(\theta) = \hat{\Lambda}'(\Sigma_Y + \theta^2\Sigma_X)\hat{\Lambda}$ . Then, a limited information maximum likelihood (LIML; Anderson and Rubin, 1949) estimator is given by

$$\hat{\theta}_F = \arg \min_{\theta} \hat{g}(\theta)'\hat{\Omega}(\theta)^{-1}\hat{g}(\theta).$$

We call  $\hat{\theta}_F$  the F-LIML estimator; the LIML estimator which uses the entire vector of estimated factors as instruments.



**Theorem 1** (ESTIMATION WITH STRONG INSTRUMENTS). *Under Assumptions 1-3 and Equation (1), if  $\Lambda'\beta_X = \Theta(p^{\frac{1}{2}})$ , then  $\hat{V}^{-\frac{1}{2}}(\hat{\theta}_F - \theta_0) \xrightarrow{D} N(0, 1)$  as  $n, p \rightarrow \infty$ , where  $\hat{V} = (\hat{G}'\hat{\Omega}^{-1}\hat{G})^{-1}$ ,  $\hat{G} = -\hat{\Lambda}'\hat{\beta}_X$ , and  $\hat{\Omega} = \hat{\Omega}(\hat{\theta})$ .*

Under the condition that all estimated factors are strong instruments, we can directly use Theorem 1 to construct asymptotic confidence intervals and tests for the causal effect  $\theta_0$ .

### 3.3 Identification-robust tests under weak factor associations

Standard  $t$ -tests based on Theorem 1 will not be valid when the estimated factors are weak instruments. This is because under weak instrument asymptotics the distribution of  $t$ -tests will depend on a measure of instrument strength (Stock et al., 2002). Instead, identification-robust tests offer a way to make valid inferences in this setting. The basic idea behind this approach is to construct pivotal test statistics *conditional* on a sufficient statistic for instrument strength. Then, since the conditional distributions of these test statistics do not depend on instrument strength under the null hypothesis, the size of the tests can be controlled under weak instruments.

We can follow previous works by constructing these test statistics as a function of two asymptotically mutually independent statistics  $\bar{S}$  and  $\bar{T}$ , where  $\bar{S}$  carries the information of the estimated factors being valid instruments, and where  $\bar{T}$  incorporates information on the strength of these instruments. Specifically, under the null hypothesis  $\mathcal{H}_0 : \theta = \theta_0$ , let  $\bar{S} = \hat{\Omega}(\theta_0)^{-\frac{1}{2}}\hat{g}(\theta_0)$ , and  $\bar{T} = (\hat{\Omega}_X - \hat{\Delta}_G\hat{\Omega}(\theta_0)^{-1}\hat{\Delta}_G)^{-\frac{1}{2}}(\hat{G} - \hat{\Delta}_G\hat{\Omega}(\theta_0)^{-1}\hat{g}(\theta_0))$ , where  $\hat{\Omega}_X = \hat{\Lambda}'\Sigma_X\hat{\Lambda}$ ,  $\hat{\Delta}_G = \hat{\Omega}_X\theta_0$ , and where  $\hat{\Omega}(\theta_0)$  is defined in Section 3.2.

Using  $\bar{S}$  and  $\bar{T}$ , we can construct three commonly-used identification-robust test statistics which will be asymptotically pivotal conditional on  $\mathcal{Z}_T \sim N((\Omega_X - \Delta_G\Omega^{-1}\Delta_G)^{-\frac{1}{2}}G, I_r)$ , where  $\Omega_X = H^{-1}\Lambda'\Sigma_X\Lambda(H^{-1})'$ ,  $\Delta_G = \Omega_X\theta_0$ ,  $\Omega = H^{-1}\Lambda'(\Sigma_Y + \theta_0^2\Sigma_X)\Lambda(H^{-1})'$ ,  $G = -H^{-1}\Lambda'\beta_X$ , and  $H$  is a rotation matrix. Let  $\bar{Q}_S = \bar{S}'\bar{S}$ ,  $\bar{Q}_{ST} = \bar{S}'\bar{T}$ , and  $\bar{Q}_T = \bar{T}'\bar{T}$ . Then, the Anderson and Rubin (1949) statistic with estimated factors is given by F-AR =  $\bar{Q}_S$ , Kleibergen (2005)'s Lagrange multiplier statistic with estimated factors is given by F-LM =  $\bar{Q}_{ST}^2/\bar{Q}_T$ , and Moreira (2003)'s conditional likelihood ratio statistic with estimated factors is given by F-CLR =  $(\bar{Q}_S - \bar{Q}_T + [(\bar{Q}_S + \bar{Q}_T)^2 - 4(\bar{Q}_S\bar{Q}_T - \bar{Q}_{ST}^2)]^{\frac{1}{2}})/2$ .

**Theorem 2** (IDENTIFICATION-ROBUST TEST STATISTICS). *Suppose that  $\Lambda'\beta_X = \Theta(1)$  and  $\beta_{X_k} = \Theta(p^{-\frac{1}{2}})$ ,  $k \in [p]$ . Under Assumptions 1-3, Equation (1) and  $\mathcal{H}_0 : \theta = \theta_0$ , conditional on  $\mathcal{Z}_T$ , (i) F-AR  $\xrightarrow{D} \chi_r^2$ ; (ii) F-LM  $\xrightarrow{D} \chi_1^2$ ; and (iii) F-CLR  $\xrightarrow{D} (\chi_1^2 + \chi_{r-1}^2 - \mathcal{Z}_T'\mathcal{Z}_T + [(\chi_1^2 + \chi_{r-1}^2 - \mathcal{Z}_T'\mathcal{Z}_T)^2 + 4\chi_1^2\mathcal{Z}_T'\mathcal{Z}_T]^{\frac{1}{2}})/2$  as  $n, p \rightarrow \infty$ , where  $\chi_1^2$  and  $\chi_{r-1}^2$  denote independent chi-square random variables.*

Since the F-AR statistic is not a function of  $\bar{T}$ , it does not incorporate the identifying power of instruments. As a result, when the model is over-identified ( $r > 1$ ), the F-AR test may have relatively poor power properties compared with the F-LM and F-CLR tests (Andrews, Stock, and Sun, 2019). Of the three methods, CLR-based tests are widely regarded as the most powerful, due to simulation evidence (Andrews, Moreira, and Stock, 2007) and favourable theoretical properties (Andrews, Moreira, and Stock, 2006).

### 3.4 Conditional tests that adjust for factor selection

While identification-robust tests are designed to control type I error rates for any level of instrument strength, in a sparse effects setting where a few estimated factors are strong instruments and most other estimated factors are very weak instruments, it would be tempting to proceed with F-LIML point estimation after removing very weak instruments. Without any instrument selection, we could use the entire  $r$ -vector of estimated factors as instruments, as in Sections 3.2 and 3.3. In contrast, here we wish to filter out certain elements if they are demonstrably weak instruments.

To this end, we construct pre-tests to identify a subset of estimated factors that pass of threshold of relevance; only this subset are then used as instruments. By Bai (2003),  $\hat{\Lambda}$  estimates  $\Lambda H'^{-1}$  where  $H$  is a rotation matrix. Hence, the estimated factor associations  $\hat{\Lambda}'\hat{\beta}_X$  actually estimate  $H^{-1}\Lambda'\beta_X$ , and not  $\Lambda'\beta_X$  as we may intuitively expect. Therefore, for each  $j \in [r]$ , we will test the null hypothesis  $\mathcal{H}_{0j} : (G)_j = 0$  against the alternative  $\mathcal{H}_{1j} : (G)_j \neq 0$ , where  $G = -H^{-1}\Lambda'\beta_X$ .

Simple  $t$ -tests are used to screen for relevant estimated factors, using the asymptotic approximation  $\hat{\Omega}_X^{-\frac{1}{2}}(\hat{G} - G) \overset{a}{\sim} N(0, I_r)$ . In particular, to conduct a two-sided asymptotic  $\delta$ -level test for the significance of each estimated factor  $j \in [r]$ , we compare the test statistic  $|\hat{\mathcal{T}}_j|$ , where  $\hat{\mathcal{T}}_j = (\hat{\Omega}_X)_{jj}^{-\frac{1}{2}}(\hat{G})_j$ , against the critical value  $c_\delta := \Phi(1 - \delta/2)$ , where  $\Phi(\cdot)$  is the standard normal cumulative distribution function. For each  $j \in [r]$ , if  $|\hat{\mathcal{T}}_j| > c_\delta$ , then we have evidence to reject  $\mathcal{H}_{0j}$ , and thus we include the estimated factor  $j$  as an instrument. Any estimated factors such that  $|\hat{\mathcal{T}}_j| \leq c_\delta$  are deemed to be weak instruments, and are thus discarded.

Let  $\mathcal{S}$  denote the selection event according to these pre-tests. For example, if  $r = 3$  and only the first and third estimated factors pass the pre-test of relevance, then  $\mathcal{S} = \{|\hat{\mathcal{T}}_1| > c_\delta, |\hat{\mathcal{T}}_2| \leq c_\delta, |\hat{\mathcal{T}}_3| > c_\delta\}$ . Only using the subset of estimated factors that have passed the pre-test of relevance, we will test the null hypothesis  $\mathcal{H}_0 : \theta = \theta_0$  against the general alternative  $\mathcal{H}_1 : \theta \neq \theta_0$ . To appropriately account for pre-testing of relevant estimated factors, we seek to construct a conditional test which controls the selective type I error (Fithian et al., 2017). That is, for an  $\alpha$ -level test,  $\mathbb{P}(\text{reject } \mathcal{H}_0 | \mathcal{S}) \leq \alpha$  under  $\mathcal{H}_0$ ; i.e. we control the error rate of the test at  $\alpha$  given the selection event  $\mathcal{S}$ .

Suppose  $r^*$  is the number of selected estimated factors, and let  $\mathcal{R}$  denote the indices of the selected set of estimated factors, so that the selection event is  $\mathcal{S} = \{|\hat{\mathcal{T}}_j| > c_\delta, j \in \mathcal{R}\} \cap \{|\hat{\mathcal{T}}_k| \leq c_\delta, k \in [r] \setminus \mathcal{R}\}$ . We also let  $\Gamma_{\mathcal{S}}$  denote an  $r \times r^*$  selection matrix which is constructed such that  $\hat{\Lambda}\Gamma_{\mathcal{S}}$  is the  $p \times r^*$  matrix where its  $r^*$  columns are the columns of  $\hat{\Lambda}$  that correspond to the selected factors  $\mathcal{R}$ . We call the resulting LIML estimator which uses only the selected factors ‘Selected LIML’ (S-LIML), which is denoted  $\hat{\theta}_{\mathcal{S}}$ .

To make honest inferences, we will need to consider how the distribution of  $\hat{\theta}_{\mathcal{S}}$  is impacted by the uncertainty of the pre-test results  $\mathcal{S}$ . The asymptotic conditional distribution of  $\hat{\theta}_{\mathcal{S}}$  given  $\mathcal{S}$  depends on an  $r$ -dimensional nuisance parameter  $D^{-\frac{1}{2}}G$ , where  $D$  is the diagonal matrix with its  $(j, j)$ -th element given by  $(\Omega_X)_{jj}$ . Thus, along with the selection event  $\mathcal{S}$ , we will condition on a sufficient statistic for the nuisance parameter, which will cause it to drop from the conditional distribution of  $\hat{\theta}_{\mathcal{S}}$  (see, for example, [Sampson and Sill, 2005](#)).

We define some additional quantities in order to introduce a sufficient statistic for the nuisance parameter. The conditional covariance of the vector of pre-test statistics  $(\hat{\mathcal{T}}_1, \dots, \hat{\mathcal{T}}_r)'$  and the estimate  $\hat{\theta}_{\mathcal{S}}$  is given by  $C_G = -D^{-\frac{1}{2}}\Omega_X\Gamma_{\mathcal{S}}\Omega_{\mathcal{S}}^{-1}G_{\mathcal{S}}V_{\mathcal{S}}\theta_0$ , where  $V_{\mathcal{S}} = (G'_{\mathcal{S}}\Omega_{\mathcal{S}}^{-1}G_{\mathcal{S}})^{-1}$ ,  $G_{\mathcal{S}} = \Gamma'_{\mathcal{S}}G$ , and  $\Omega_{\mathcal{S}} = \Gamma'_{\mathcal{S}}\Omega\Gamma_{\mathcal{S}}$ . Then, a sufficient statistic for  $D^{-\frac{1}{2}}G$  is given by  $U = D^{-\frac{1}{2}}\hat{G} - C_GV_{\mathcal{S}}^{-1}(\hat{\theta}_{\mathcal{S}} - \theta_0)$ .

**Theorem 3** (CONDITIONAL DISTRIBUTION OF S-LIML ESTIMATORS). *Under Assumptions 1-3, Equation (1) and  $\mathcal{H}_0 : \theta = \theta_0$ ,  $G_{\mathcal{S}} = \Theta(p^{\frac{1}{2}})$  and  $\beta_{X_k} = \Theta(p^{-\frac{1}{2}})$ ,  $k \in [p]$ , the asymptotic conditional distribution of  $\hat{\theta}_{\mathcal{S}}$  given  $U = u$  and  $\mathcal{S}$  is approximately*

$$\mathbb{P}(\hat{\theta}_{\mathcal{S}} \leq w + \theta_0 | \mathcal{S}, U = u) \stackrel{a}{\sim} \frac{\mathbb{P}\left(\{V_{\mathcal{S}}^{\frac{1}{2}}\mathcal{K} \leq w\} \cap \bigcap_{j \in \mathcal{R}} \{|\bar{u}_j| > c_\delta\} \cap \bigcap_{k \in [r] \setminus \mathcal{R}} \{|\bar{u}_k| \leq c_\delta\}\right)}{\mathbb{P}\left(\bigcap_{j \in \mathcal{R}} \{|\bar{u}_j| > c_\delta\} \cap \bigcap_{k \in [r] \setminus \mathcal{R}} \{|\bar{u}_k| \leq c_\delta\}\right)}, \quad (3)$$

as  $n, p \rightarrow \infty$ , where  $\bar{u} = u + C_GV_{\mathcal{S}}^{-\frac{1}{2}}\mathcal{K}$ , and  $\mathcal{K} \sim N(0, 1)$ .

Intuitively, this conditional distribution of  $\hat{\theta}_{\mathcal{S}}$  reveals what the likely values of  $\hat{\theta}_{\mathcal{S}}$  should be under  $\mathcal{H}_0 : \theta = \theta_0$ , given the results of the pre-tests  $\mathcal{S}$  and observed value  $U = u$ . If the S-LIML estimate  $\hat{\theta}_{\mathcal{S}}$  does not lie in a suitable likely region, then we interpret this as evidence against  $\mathcal{H}_0$ .

Let  $\hat{D}$  denote an  $r \times r$  diagonal matrix with its  $(j, j)$ -th element given by  $(\hat{\Omega}_X)_{jj}$ . We can construct consistent estimators  $\hat{C}_G = -\hat{D}^{-\frac{1}{2}}\hat{\Omega}_X\Gamma_{\mathcal{S}}\hat{\Omega}_{\mathcal{S}}^{-1}\hat{G}_{\mathcal{S}}\hat{V}_{\mathcal{S}}\hat{\theta}_{\mathcal{S}}$  of  $C_G$  and  $\hat{V}_{\mathcal{S}} = (\hat{G}'_{\mathcal{S}}\hat{\Omega}_{\mathcal{S}}^{-1}\hat{G}_{\mathcal{S}})^{-1}$  of  $V_{\mathcal{S}}$ , where  $\hat{G}_{\mathcal{S}} = \Gamma'_{\mathcal{S}}\hat{G}$ , and  $\hat{\Omega}_{\mathcal{S}} = \Gamma'_{\mathcal{S}}\hat{\Omega}(\hat{\theta}_{\mathcal{S}})\Gamma_{\mathcal{S}}$ . By conditioning on  $u = \hat{D}^{-\frac{1}{2}}\hat{G} - \hat{C}_G\hat{V}_{\mathcal{S}}^{-1}(\hat{\theta}_{\mathcal{S}} - \theta_0)$ , we can conduct an approximate  $\alpha$ -level test for  $\mathcal{H}_0 : \theta = \theta_0$  by using the sample analogue of the right-hand side of Equation (3), taking repeated draws of  $\mathcal{K} \sim N(0, 1)$ , and computing  $\alpha/2$  and  $(1 - \alpha/2)$ -level quantiles of the approximated  $\mathbb{P}(\hat{\theta}_{\mathcal{S}} \leq w + \theta_0 | \mathcal{S}, U = u)$  distribution

under  $\mathcal{H}_0$ . If the S-LIML estimate  $\hat{\theta}_{\mathcal{S}}$  does not lie within those quantiles, then we reject the null hypothesis  $\mathcal{H}_0$ .

## 4 Simulation study

This section presents the performance of the identification-robust and conditional test statistics in a simulation study based on real genetic data. The simulation design aims to explore the robustness of our empirical results in Section 5, where we investigate cholesteryl ester transfer protein (CETP) inhibitors as a potential drug target for coronary heart disease (CHD). CETP are a class of drug which increase high-density lipoprotein cholesterol and decrease low-density lipoprotein (LDL-C). Therefore, our exposure  $X$  is LDL-C, our outcome  $Y$  is CHD, and our potential pool of instruments  $Z$  are a set of 196 genetic variants from taken a neighborhood of the *CETP* gene which are associated with LDL-C at p-value less than  $5 \times 10^{-4}$ .

The genetic associations with LDL-C and CHD are generated from two independent GWASs using the normality assumptions in Assumption 1. The true variant–exposure associations  $\beta_X$  are set as the measured variant associations with LDL-C, and the true variant–outcome associations  $\beta_Y$  are set as the measured variant associations with CHD. The covariance matrix for  $\hat{\beta}_X$  is formed as  $\Sigma_X = \rho \circ \sigma_X \sigma_X'$ , where  $\rho$  is an estimated genetic correlation matrix of the 196 variants, and  $\sigma_X$  is the vector of standard errors associated with the measured variant associations with LDL-C. The covariance matrix  $\Sigma_Y$  for  $\hat{\beta}_Y$  is formed analogously.

Across the range of scenarios we considered, the CLR-based tests were generally the most reliable and powerful. Therefore, our discussion here focuses on the results of the CLR tests, and we will omit presenting the results of the AR and LM-based tests for clarity.

Our proposed methods are based on dimension reduction of all variants rather than selecting specific variants. Instead of using estimated factors as instruments, we might wonder if it is better to simply omit highly correlated variants and conduct identification-robust tests with a smaller number of moderately correlated variants as instruments. This is the approach studied by [Wang and Kang \(2021\)](#). Thus, a natural source of comparison with our factor-based methods are CLR tests which filter out variants if they are correlated with an already included variant at some pre-specified threshold. In MR terminology, this is called *pruning*. The tests CLR-20, CLR-40, CLR-60, and CLR-80, will denote CLR tests computed with pruned variants such that their correlations are bounded at  $R^2$  thresholds of 0.2, 0.4, 0.6, and 0.8, respectively. We also compute CLR-01, which is an CLR test using a set of mutually almost uncorrelated variants ( $R^2 \leq 0.01$ ), after choosing the most strongly associated variant with LDL-C.

To conduct our S-LIML and F-CLR tests, we need to decide on an appropriate number of factors  $r$ . For our simulations, we chose  $r = 8$  since there was a noticeable gap between the 8-th and 9-th eigenvalues of the variant correlation matrix  $\rho$ .

Our simulation study focuses on studying the performance of tests under three practical problems of interest in *cis*-MR analyses: small sample sizes, invalid instruments, and mismeasured instrument correlations.

## 4.1 Smaller sample sizes

Since proteins are the drug target of most medicines, *cis*-MR analyses often use proteins as the exposure of interest. Genetic associations with protein or gene expression are typically measured with smaller sample sizes than usual GWASs. In practice, this can result in a weak instruments problem since the reported standard errors will be larger. To mimic a small sample size problem, instead of taking the reported standard errors of variant- $\text{LDL-C}$  and variant- $\text{CHD}$  associations at face value, we divide the standard errors by a fixed constant  $0 < \eta \leq 1$ . Hence, we generate two-sample summary data as  $\hat{\beta}_X \sim N(\bar{\beta}_X, \eta^{-1}\Sigma_X)$  and  $\hat{\beta}_Y \sim N(\theta_0\bar{\beta}_X, \eta^{-1}\Sigma_Y)$ , where  $\bar{\beta}_X$  are the reported variant- $\text{LDL-C}$  associations. A smaller value of  $\eta$  implies a smaller sample size.

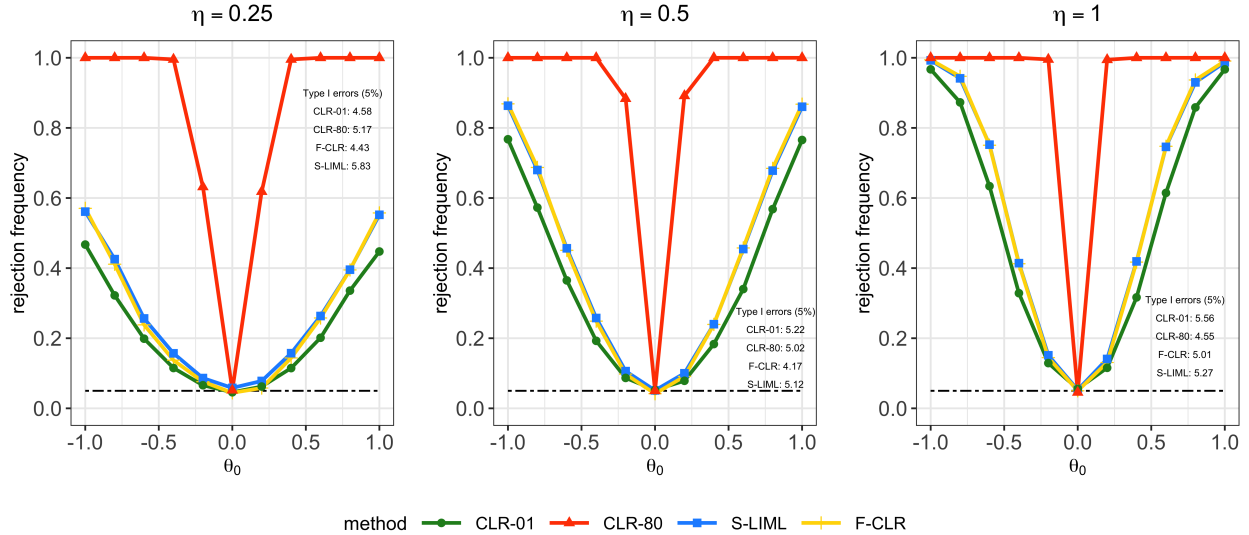


Figure 2. Power with small samples when testing the null hypothesis  $\mathcal{H}_0 : \theta_0 = 0$ .

Figure 2 shows that when all variants are valid instruments, using very correlated individual variants as instruments perform well; the CLR test with a pruning threshold of  $R^2 = 0.8$  (CLR-80) performed best. Using estimated factors as instruments provides reliable inference for both F-CLR and S-LIML approaches, with both tests performing better than the CLR-01 test which only uses uncorrelated variants as instruments, although S-LIML is over-sized in

very small samples ( $\eta = 0.25$ ). For this, and future simulation designs, the S-LIML test screened the estimated factors using  $\delta = 0.1$ ,  $\delta = 0.05$ ,  $\delta = 0.01$  level pre-tests for the  $\eta = 0.25$ ,  $\eta = 0.5$ , and  $\eta = 1$  scenarios, respectively. With these thresholds most of the 8 estimated factors were retained as instruments, but usually not all of them. All 8 factors were selected in 34.4% of cases under  $\eta = 1$ , 17.9% of cases under  $\eta = 0.5$ , and just 5.6% of cases under  $\eta = 0.25$ .

The inflated type I error rates of the S-LIML approach under very small samples is perhaps not a surprise; while the CLR-based approaches are robust to weak instruments, LIML-based point estimators are not. Even if we appropriately screen out very weak instruments, if the strongest instrument is still quite weak, then the usual asymptotic approximations used to carry out inferences can be poor (Stock et al., 2002).

## 4.2 Invalid instruments

While the linear model (1) is thought to provide a reasonable approximation to practice, we may be concerned that proportionality of genetic associations  $\beta_{Y_j} = \theta_0 \beta_{X_j}$  may not hold exactly over all variants  $j \in [p]$ . Fortunately, the factor model approach may provide some robustness to the inclusion of invalid instruments. For example, under Bai and Ng (2010)’s analysis, a finite number of variants would be permitted to have direct effects on the outcome as long as the total number of variants  $p$  grows sufficiently faster than  $n$ .

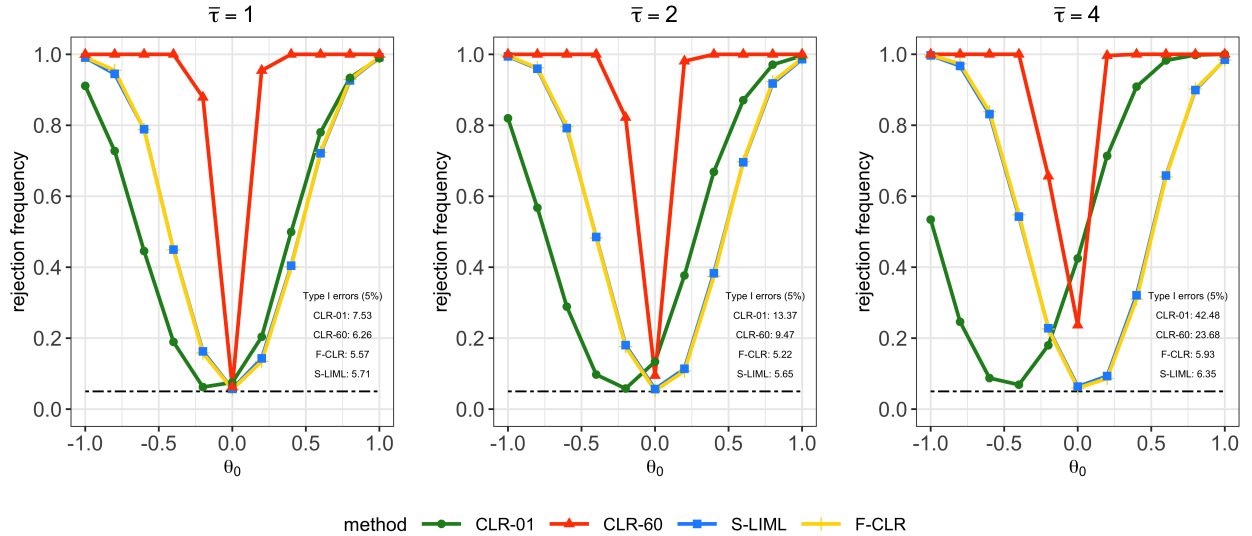


Figure 3. Power with invalid instruments when testing the null hypothesis  $\mathcal{H}_0 : \theta_0 = 0$ .

Here we study finite-sample behaviour under the model  $\beta_{Y_j} = \theta_0 \beta_{X_j} + \tau_j$ , where the direct effects are generated as  $\tau_j \sim U[-0.005\bar{\tau}, 0.005\bar{\tau}]$ ,  $\tau > 0$ ,  $j \in [p]$ . This is similar to an assumption of balanced pleiotropy often maintained in polygenic MR (Hemani et al., 2018).

When the direct effects  $\tau_j$  are random around zero, their impact is to inflate the variance of the resulting estimate. Therefore, when the distribution of the random effects  $\tau_j$  is known, valid inferences can be obtained by estimating a variance correction term to account for the extra heterogeneity (Zhao et al., 2020; Burgess et al., 2020). In contrast, here we set the direct effects  $\tau_j$  to be fixed, so that they directly impact the bias of the resulting estimates, with no de-biasing adjustment possible without imposing further restrictions.

Figure 3 highlights the robust performance of the F-CLR and S-LIML tests under invalid instruments. F-CLR was the best performing test, with only small size distortions. S-LIML was slightly more over-sized with seemingly no power advantage over F-CLR for our experiments based on *CETP* gene data. The pruning approaches were generally much less robust to invalid instruments, showing substantially inflated type I error rates. Intuitively, we would expect that more liberal pruning thresholds might perform better, as they allow for the direct effects to average out. Of the 5 pruning thresholds we considered, a  $R^2 = 0.6$  threshold performed the best, with CLR-60 making use of 40 out of the 196 variants available. However, even CLR-60 was heavily over-sized when the direct effects were large ( $\bar{\tau} \geq 2$ ).

### 4.3 Mismeasured variant correlations

Our final simulation design investigates robustness to a very common problem in *cis*-MR analyses. It is often the case that the variant correlation matrix  $\rho$  is not provided alongside summary genetic association data. In such situations, if researchers want to make use of correlated variants, they would need to obtain estimates of the variant correlation matrix from a different set of subjects. This was the case for our *CETP* gene analysis, where we obtained a variant correlation matrix  $\bar{\rho}$  from a reference panel (1000 Genomes Project, Auton et al., 2015) using the MR-Base platform (Hemani et al., 2018).

Discrepancies between the variant correlation matrix from the reference sample  $\bar{\rho}$ , and the true variant correlation matrix for the two-sample summary data  $\rho$  may arise due to at least two reasons. First, the size of the reference sample may be significantly lower than the sample size of GWASs, thus allowing more room for sampling errors. Secondly, while all samples are assumed to be drawn from the same population, in practice the two correlation estimates may be based on heterogeneous samples.

To study the problem of mismeasured variant correlations, for any distinct variants  $j, k$ , we assume the variant correlation estimate available to the researcher satisfies  $\bar{\rho}_{jk} = \rho_{jk} + \kappa_{jk}$ , where  $\rho_{jk}$  is the true variant correlation used to construct the two-sample summary associations, and  $\kappa_{jk}$  is a fixed effect generated as  $\kappa_{jk} \sim \varepsilon \cdot U[0, \bar{\kappa}]$ ,  $\bar{\kappa} \geq 0$ , where  $\varepsilon$  is generated from the Rademacher distribution (it equals 1 with 0.5 probability, and -1 with 0.5 probability).



Figure 4 shows that F-CLR and CLR-01 were best able to control type I errors under mis-measured variant correlations. S-LIML was slightly more over-sized, and CLR-20 much more so, especially under large misspecification ( $\bar{\kappa} = 0.15$ ). We also note that CLR tests using pruned variants under correlation thresholds greater than  $R^2 > 0.2$  were very unstable. In a polygenic MR setting, Wang and Kang (2021)’s analysis suggests that using uncorrelated variants is likely to be a sensible choice when the quality of variant correlation estimates is in doubt. While CLR-01 is certainly able to control type I errors, in our situation with balanced errors (variant correlations are equally likely to under or over-estimated), the S-LIML test and, in particular, the F-CLR test may have significant power advantages.

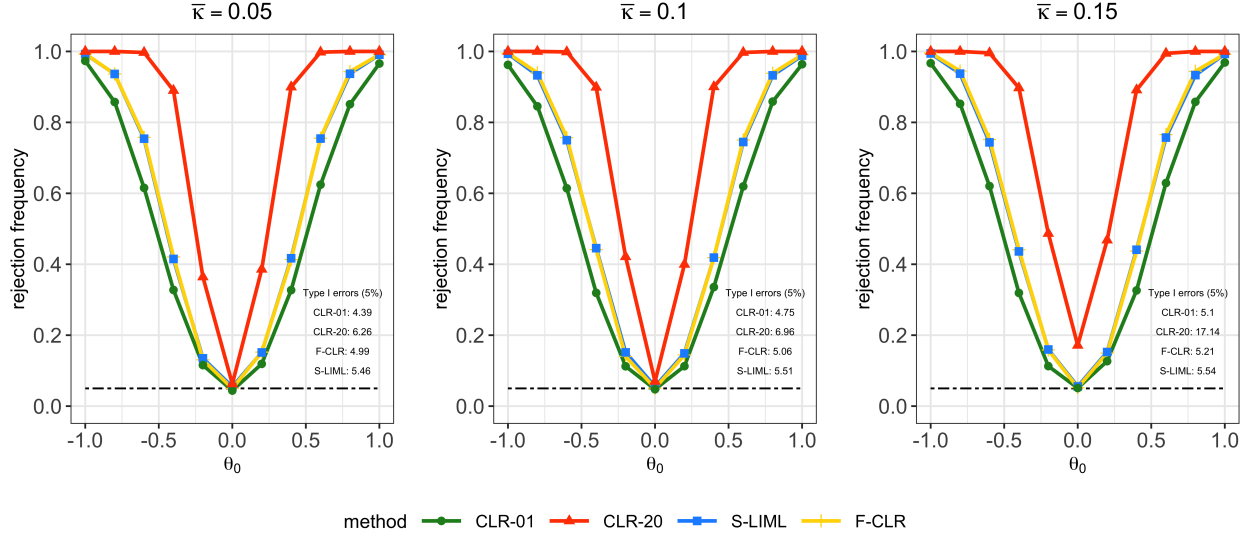


Figure 4. Power with mis-measured variant correlations when testing the null hypothesis  $\mathcal{H}_0 : \theta_0 = 0$ .

Overall, we believe that the S-LIML and F-CLR tests provide a useful balance between alternative pruning-based approaches; offering robust inferences in several scenarios of practical concern, without compromising too much on power. CLR tests with uncorrelated variants appear to be less powerful than S-LIML and F-CLR tests, and may have poor performance when variants have fixed and balanced direct effects. On the other hand, CLR tests which use individual correlated variants as instruments can be highly sensitive to the pruning threshold chosen, and while they can be very powerful, their performance may degrade badly under misspecification.

## 5 Empirical application: CETP inhibition and CHD

Cholesteryl ester transfer protein (CETP) inhibitors are a class of drug which increase high-density lipoprotein cholesterol and decrease low-density lipoprotein cholesterol (LDL-C) concentrations. At least three CETP inhibitors have failed to provide sufficient evidence of a

protective effect on coronary heart disease (CHD) in clinical trials, before the successful trial of Anacetrapib showed marginal benefits alongside statin therapy (Bowman et al., 2017). However, with further trials currently ongoing, *cis*-MR analyses can offer important supporting evidence to complement experimental results. For example, in recent work, Schmidt et al. (2021)’s *cis*-MR analysis suggests that CETP inhibition may be an effective drug target for CHD prevention.

From a statistical perspective, we may have a few concerns regarding the criteria used by Schmidt et al. (2021) to select instruments. First, to guard against weak instrument bias, they select variants based on an in-sample measure of instrument strength (F-statistic  $> 15$ ), which could potentially leave the analysis vulnerable to a winner’s curse bias (Mounier and Kutalik, 2021). Secondly, to guard against heterogeneity of genetic associations, they use a measure of instrument validity to remove outliers (Cochran’s Q statistic; see, for example, Bowden et al., 2019), which can result in size-distorted tests (Guggenberger and Kumar, 2012). Finally, for those correlated variants with strong measured associations with the outcome, they allow variants up to a pruning threshold of  $R^2 = 0.4$ ; our simulation results show that inference can be sensitive to the choice of a pruning threshold.

Here we apply conditional inference techniques to investigate the genetically-predicted LDL-C lowering effect of CETP inhibition on the risk of CHD. Genetic associations with LDL-C were taken from a GWAS of 361,194 individuals of white-British genetic ancestry in the UK Biobank and were in standard deviation units (Sudlow et al., 2015). Genetic associations with CHD, measured in log odds ratio (LOR) units, were taken from a meta-GWAS of 48 studies with a total of 60,801 cases and 123,504 controls from a majority European population, conducted by the CARDIoGRAMplusC4D consortium (Nikpay et al., 2015). Genetic variant correlations were obtained from a reference panel of European individuals (1000 Genomes Project, Auton et al., 2015) using the *twosampleMR* R package (Hemani et al., 2018).

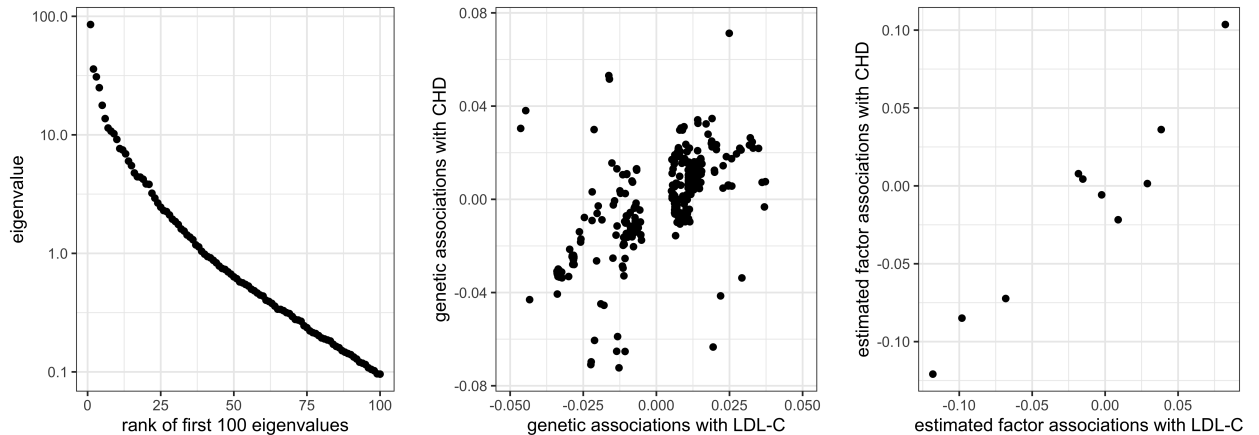


Figure 5. Scree plot (left), 368 genetic associations with LDL-C and CHD (center), and 10 estimated factor associations with LDL-C and CHD (right), in the *CETP* gene region.

A total of 368 genetic variants were drawn from the *CETP* region, with variant positions within  $\pm 100$  kb from the *CETP* gene position indicated on GeneCards (Stelzer et al., 2016). The variant correlation matrix was highly structured, with 10 principal components explaining over 96 percent of the total variation of the 368 genetic variants. Noting the eigenvalue gap between the 10-th and 11-th eigenvalue, we selected  $r = 10$  estimated factors as instruments for the F-AR, F-LM, F-CLR, and S-LIML methods. We also present results for CLR tests which use individual variants as instruments according to different pruning thresholds. As in the simulation study, CLR-01, CLR-20, CLR-40, CLR-60 and CLR-80 denote the CLR test which use variants up to pruning thresholds  $R^2 = 0.01$ ,  $R^2 = 0.2$ ,  $R^2 = 0.4$ ,  $R^2 = 0.6$ , and  $R^2 = 0.8$ , respectively.

Only 4 of the 10 estimated factors were retained by the S-LIML method after pre-testing for relevant factors at the  $\delta = 0.01$  level. Table 1 shows that the S-LIML method gives a point estimate of  $\hat{\theta}_S = 1.075$  for the LOR change in CHD associated with a 1 standard deviation change in LDL-C, with a corresponding 95 percent asymptotic confidence interval  $\theta_0 \in [0.245, 1.855]$ . The results were reasonably robust to the choice of pre-testing threshold used to select relevant estimated factors. In particular, pre-tests at the  $\delta = 0.1$  and  $\delta = 0.05$  levels resulted in 6 estimated factors being selected, and returned 95 percent confidence intervals of  $\theta_0 \in [0.292, 1.801]$  and  $\theta_0 \in [0.245, 1.816]$ , respectively. The F-LIML estimator which uses all 10 estimated factors offers a tighter interval than the conditional approaches, although its type I error rate can be more sensitive to weak instruments.

|                | F-LIML | S-LIML | F-AR   | F-LM   | F-CLR  | CLR-01 | CLR-20 | CLR-40 | CLR-60 | CLR-80 |
|----------------|--------|--------|--------|--------|--------|--------|--------|--------|--------|--------|
| $\hat{\theta}$ | 0.938  | 1.075  | -      | -      | -      | -      | -      | -      | -      | -      |
| C.I. lower     | 0.273  | 0.245  | -0.440 | 0.282  | 0.266  | 0.026  | 0.565  | 0.678  | NA     | 0.082  |
| C.I. upper     | 1.602  | 1.855  | 2.553  | 1.642  | 1.661  | 1.095  | 0.988  | 0.942  | NA     | 0.152  |
| $Q$            | 0.999  | 0.981  | 0.999* | 0.999* | 0.999* | 0.085* | 0.205* | 0.006* | NA     | 0.000* |

Table 1. 95 percent confidence intervals for pruning and factor-based approaches.  $\hat{\theta}$  gives the point estimate of the method if applicable.  $Q$  gives the p-value associated with testing the null of no heterogeneity in instrument-LDL-C and instrument-CHD associations using Cochran’s  $Q$ -statistic; see the discussion below.

Table 1 also shows that the 95 percent confidence intervals obtained by inverting the F-CLR and F-LM tests are also tighter than the S-LIML method, while the F-AR approach is much less precise and unable to reject the null hypothesis of no causal association (F-AR p-value: 0.508). For CLR tests with pruned variants, although the confidence intervals are considerably narrower than the factor-based methods, they appear to be sensitive to the correlation threshold chosen. For the case of  $R^2 = 0.6$ , the CLR test rejected all plausible values of  $\theta_0$  and so failed to return a confidence interval.

Our simulation study illustrated how our factor-based approach was relatively robust to biases from direct variant effects on the outcome. The heterogeneity plots in Figure 5 can provide

a limited insight into a potential invalid instruments problem. We note that while some individual variants deviate quite far from the trend line in Figure 5 (center), the heterogeneity appears to be reduced when considering estimated factor associations (Figure 5, right).

A more formal method to test for excessive heterogeneity uses Cochran’s  $Q$ -statistic. Table 1 shows that the F-LIML and S-LIML approaches provide strong evidence of no heterogeneity when using the estimated factors as instruments. Since identification-robust methods do not provide point estimates, for the starred entries in the last row of Table 1 we evaluated the  $Q$ -statistic at the mid-point of the relevant confidence interval. There was no ‘degrees of freedom’ correction for this substitution which should lead to more conservative p-values (i.e. we are less likely to reject the null of no heterogeneity). Despite this, pruning-based approaches show evidence of greater heterogeneity when considering individual variants as instruments, particularly at the threshold  $R^2 = 0.4$  (CLR-40 heterogeneity p-value: 0.006).

We conclude that the factor-based conditional testing approaches (F-CLR and S-LIML) provide robust genetic evidence that the LDL-C lowering effect of CETP inhibitors is associated with a lower risk of CHD.

## 6 Conclusion

There is an increasing focus on using *cis*-MR analyses to guide drug development; genetic evidence may be crucial to support novel targets, precision medicine subgroups, and the design of expensive clinical trials (Gill et al., 2021). While there are many methods available for robust inferences in polygenic MR using uncorrelated variants, powerful *cis*-MR investigations need to make sensible use of many weak and correlated genetic associations from the gene region of interest. Using uncorrelated variants as instruments may lead to imprecise inferences which can be vulnerable to heterogeneity in genetic associations. On the other hand, using very correlated variants can result in unstable inferences which are particularly sensitive to common problems of misspecification, such as mismeasured genetic correlations.

With the goal of making reliable and powerful *cis*-MR inferences, we have developed two conditional testing procedures based on the use of genetic factors as instrumental variables. The methods offer a balance between identification-robust testing procedures which use individual variants as instruments; offering more robust inferences without compromising too much on power.

## Funding acknowledgements

Ashish Patel and Paul Newcombe were funded by the UK Medical Research Council (programme number MC-UU-00002-9). Paul Newcombe also acknowledges support from the NIHR Cambridge BRC. Stephen Burgess was supported by Sir Henry Dale Fellowship jointly funded by the Wellcome Trust and the Royal Society (grant number 204623-Z-16-Z). Dipender Gill was funded by the Wellcome 4i Program at Imperial College London (award number 203928-Z-16-Z), the British Heart Foundation Centre of Research Excellence (RE-18-4-34215) at Imperial College London, and a National Institute for Health Research Clinical Lectureship at St George’s, University of London (CL-2020-16-001).

## References

- Anderson, T. W. and H. Rubin (1949). Estimation of the Parameters of a Single Equation in a Complete System of Stochastic Equations. *The Annals of Mathematical Statistics* 20(1), 46–63.
- Andrews, D. W., M. J. Moreira, and J. H. Stock (2006). Optimal two-sided invariant similar tests for instrumental variables regression. *Econometrica* 74(3), 715–752.
- Andrews, D. W., M. J. Moreira, and J. H. Stock (2007). Performance of conditional Wald tests in IV regression with weak instruments. *Journal of Econometrics* 139(1), 116–132.
- Andrews, I., J. H. Stock, and L. Sun (2019). Weak Instruments in Instrumental Variables Regression: Theory and Practice. *Annual Review of Economics* 11(1), 727–753.
- Auton, A., G. R. Abecasis, D. M. Altshuler, R. M. Durbin, D. R. Bentley, J. E. McEwen, Y. Vaydylevich, A. Duncanson, M. Dunn, and J. A. Schloss et al. (2015). A global reference for human genetic variation. *Nature* 526(7571), 68–74.
- Bai, J. (2003). Inferential theory for factor models of large dimensions. *Econometrica* 71(1), 135–171.
- Bai, J. and S. Ng (2002). Determining the number of factors in approximate factor models. *Econometrica* 70(1), 191–221.
- Bai, J. and S. Ng (2010). Instrumental variable estimation in a data rich environment. *Econometric Theory* 26(6), 1577–1606.
- Bowden, J., F. Del Greco M, C. Minelli, Q. Zhao, D. A. Lawlor, N. A. Sheehan, J. Thompson, and G. Davey Smith (2019). Improving the accuracy of two-sample summary-data Mendelian randomization: Moving beyond the NOME assumption. *International Journal of Epidemiology* 48(3), 728–742.

- Bowman, L., J. C. Hopewell, F. Chen, K. Wallendszus, W. Stevens, R. Collins, and T. HPS3 and TIMI55 REVEAL Collaborative Group (2017). Effects of Anacetrapib in Patients with Atherosclerotic Vascular Disease. *New England Journal of Medicine* 377(13), 1217–1227.
- Burgess, S., C. N. Foley, E. Allara, J. R. Staley, and J. M. Howson (2020). A robust and efficient method for Mendelian randomization with hundreds of genetic variants. *Nature Communications* 11(376), 1–11.
- Burgess, S., V. Zuber, E. Valdes-Marquez, B. B. Sun, and J. C. Hopewell (2017). Mendelian randomization with fine-mapped genetic data: Choosing from large numbers of correlated instrumental variables. *Genetic Epidemiology* 41(8), 714–725.
- Ference, B. A., J. G. Robinson, R. D. Brook, A. L. Catapano, M. J. Chapman, D. R. Neff, S. Voros, R. P. Giugliano, G. D. Smith, S. Fazio, and M. S. Sabatine (2016). Variation in PCSK9 and HMGCR and risk of cardiovascular disease and diabetes. *New England Journal of Medicine* 375(22), 2144–2153.
- Fithian, W., D. L. Sun, and J. Taylor (2017). Optimal inference after model selection. *arXiv:1410.2597*, 1–39.
- Gill, D., M. K. Georgakis, V. M. Walker, A. F. Schmidt, A. Gkatzionis, D. F. Freitag, C. Finan, A. D. Hingorani, J. M. Howson, S. Burgess, D. I. Swerdlow, G. Davey Smith, M. V. Holmes, M. Dichgans, R. A. Scott, J. Zheng, B. M. Psaty, and N. M. Davies (2021). Mendelian randomization for studying the effects of perturbing drug targets. *Wellcome Open Research* 6(16), 1–19.
- Goring, H. H., J. D. Terwilliger, and J. Blangero (2002). Large Upward Bias in Estimation of Locus-Specific Effects from Genomewide Scans. *The American Journal of Human Genetics* 69(6), 1357–1369.
- Guggenberger, P. and G. Kumar (2012). On the size distortion of tests after an overidentifying restrictions pretest. *Journal of Applied Econometrics* 27, 1138–1160.
- Hemani, G., J. Bowden, and G. Davey-Smith (2018). Evaluating the potential role of pleiotropy in Mendelian randomization studies. *Human Molecular Genetics* 27(R2), R195–R208.
- Hemani et al., G. (2018). The MR-Base platform supports systematic causal inference across the human phenome. *eLife* 7, e34408.
- Kleibergen, F. (2005). Testing parameters in GMM without assuming that they are identified. *Econometrica* 73(4), 1103–1123.
- Mihaylova, B., J. Emberson, L. Blackwell, A. Keech, J. Simes, A. Kirby, D. A. Lewis, C. Pollicino, C. Reith, and T. Sourjina et al. (2012). The effects of lowering LDL cholesterol with statin therapy in people at low risk of vascular disease: Meta-analysis of individual data from 27 randomised trials. *The Lancet* 380(9841), 581–590.

- Moreira, M. J. (2003). A Conditional Likelihood Ratio Test for Structural Models. *Econometrica* 71(4), 1027–1048.
- Mounier, N. and Z. Kutalik (2021). Correction for sample overlap, winner’s curse and weak instrument bias in two-sample Mendelian Randomization. *bioRxiv* (doi: 10.1101/2021.03.26.437168), 1–20.
- Newey, W. K. and D. McFadden (1994). Large sample estimation and hypothesis testing. *Handbook of Econometrics* 4, 2111–2245.
- Nikpay et al., M. (2015). A comprehensive 1000 Genomes-based genome-wide association meta-analysis of coronary artery disease. *Nature Genetics* 47(10), 1121–30.
- Onatski, A. (2010). Determining the number of factors from empirical distribution of eigenvalues. *Review of Economics and Statistics* 92(4), 1004–1016.
- Sampson, A. R. and M. W. Sill (2005). Drop-the-losers design: Normal case. *Biometrical Journal* 47(3), 257–268.
- Schmidt, A. F., C. Finan, M. Gordillo-Maranon, F. W. Asselbergs, D. F. Freitag, R. S. Patel, B. Tyl, S. Chopade, R. Faraway, M. Zwierzyna, and A. D. Hingorani (2020). Genetic drug target validation using Mendelian randomization. *Nature Communications* 11(3255), 1–12.
- Schmidt, A. F., N. B. Hunt, M. Gordillo-Maranon, P. Charoen, F. Drenos, M. Kivimaki, D. A. Lawlor, C. Giambartolomei, R. Sofat, A. D. Hingorani, and C. Finan et al. (2021). Cholesteryl ester transfer protein (CETP) as a drug target for cardiovascular disease. *Nature Communications* 12(1), 1–10.
- Smith, R. J. (2007). Weak instruments and empirical likelihood: a discussion of the papers by D.W.K. Andrews and J.H. Stock and Y. Kitamura. In *Advances in Economics and Econometrics, Theory and Applications: Ninth World Congress of the Econometric Society* (Vol. 3 ed.), pp. 238–260.
- Stelzer et al., G. (2016). The GeneCards suite: From gene data mining to disease genome sequence analyses. *Current Protocols in Bioinformatics* 54, 1.30.1–1.30.33.
- Stock, J. H., J. H. Wright, and M. Yogo (2002). A survey of weak instruments and weak identification in generalized method of moments. *Journal of Business and Economic Statistics* 20(4), 518–529.
- Sudlow, C., J. Gallacher, N. Allen, V. Beral, P. Burton, and J. Danesh et al. (2015). UK Biobank: An Open Access Resource for Identifying the Causes of a Wide Range of Complex Diseases of Middle and Old Age. *PLoS Medicine* 12(3), 1–10.
- Walker, V. M., G. Davey-Smith, N. M. Davies, and R. M. Martin (2017). Mendelian randomization: A novel approach for the prediction of adverse drug events and drug repurposing opportunities. *International Journal of Epidemiology* 46(6), 2078–2089.



- Wang, S. and H. Kang (2021). Weak-Instrument Robust Tests in Two-Sample Summary-Data Mendelian Randomization. *Biometrics (forthcoming)*, 1–15.
- Ye, B. T., J. Shao, and H. Kang (2021). Debiased inverse-variance weighted estimator in two-sample summary-data Mendelian randomization. *Annals of Statistics* 49(4), 2079–2100.
- Zhao, Q., J. Wang, G. Hemani, J. Bowden, and D. S. Small (2020). Statistical inference in two-sample summary-data Mendelian randomization using robust adjusted profile score. *Annals of Statistics* 48(3), 1742 – 1769.

# Supplementary Material

## A Preparatory lemmata

### A.1 Notation

We use the following abbreviations: ‘T’ denotes the triangle inequality; ‘CH’ denotes Chebyshev’s inequality; ‘CS’ denotes the Cauchy-Schwarz inequality; ‘M’ denotes the Markov inequality; ‘w.p.a.1’ denotes ‘with probability approaching 1’; ‘RHS’ denotes ‘right-hand side’; ‘LHS’ denotes ‘left-hand side’. For any vector or matrix  $A$ ,  $\|A\|$  denotes the Euclidean norm.

### A.2 Bai (2003)’s results on factor loadings

Let  $n_Z$  denote the sample size of the reference sample used to compute the genetic variant correlation matrix  $\rho$ . The reference sample is permitted to overlap with one of the genetic association studies. We further assume that  $n_Z$  is  $\Theta(n)$  so that, in our asymptotic analysis, we consider the sample sizes of the genetic association studies ( $n_X$  and  $n_Y$ ) and any reference sample ( $n_Z$ ) to all be increasing at the same rate with the number of genetic variants  $p$ .

Let  $z_{ki}$  denote the standardised  $k$ -th genetic variant for the  $i$ -th individual,  $i \in [n_Z]$ . Let  $z_i = (z_{1i}, \dots, z_{pi})'$ , and let  $z = (z_1, \dots, z_{n_Z})'$  denote the  $n_Z \times p$  matrix of standardised genotypes. Under Bai and Ng (2002)’s approximate factor model, we have

$$z = F\Lambda' + e,$$

where  $\Lambda = (\lambda_1, \dots, \lambda_p)'$  denotes a  $p \times r$  matrix of factor loadings,  $F = (F_1, \dots, F_{n_Z})'$  denotes an  $n_Z \times r$  matrix of factors, and  $e = (e_1, \dots, e_{n_Z})'$  denotes a  $n_Z \times p$  matrix of idiosyncratic errors.

Let the columns of  $\bar{\Lambda}$  denote the first  $r$  eigenvectors of the  $p \times p$  matrix  $z'z$  multiplied by  $\sqrt{p}$ . Note that we can compute  $\bar{\Lambda}$  as the eigenvectors of the sample variant correlation matrix  $\hat{\rho} = z'z/n_Z$  since eigenvectors are invariant to scalar multiplication of a matrix. Let  $\bar{F} = (z\bar{\Lambda})(\bar{\Lambda}'\bar{\Lambda})^{-1}$ , and  $\hat{F} = \bar{F}(\bar{F}'\bar{F}/n_Z)^{-\frac{1}{2}}$ . Then,  $\hat{F}'\hat{F}/n_Z = I_r$ , and  $\hat{\Lambda} = \hat{F}'z/n_Z = (\bar{F}'\bar{F}/n_Z)^{-\frac{1}{2}}(\bar{\Lambda}'\bar{\Lambda})^{-1}(\bar{\Lambda}'z'z/n_Z)$ .

Let  $H = (\Lambda'\Lambda/p)(F'\hat{F}/n_Z)D_{np}^{-1}$  where  $D_{np}$  is an  $r \times r$  diagonal matrix with its diagonal entries equal to the first  $r$  largest eigenvalues of  $(zz'/(n_Z p))$  in decreasing order.

**Lemma 1.** As  $n, p \rightarrow \infty$ , (i)  $\|H\| = O_P(1)$ ; (ii)  $\|H^{-1}\| = O_P(1)$ .

Proof. By Lemma A.3(i) of Bai (2003, p.161),  $D_{np} \xrightarrow{P} D$ , a diagonal matrix consisting of the eigenvalues of  $\Sigma_\Lambda \Sigma_F$ . Hence, w.p.a.1,  $D_{np}^{-1}$  exists since  $\Sigma_\Lambda$  and  $\Sigma_F$  are positive definite, and  $\|D_{np}^{-1}\| = O_P(1)$ . By construction,  $\hat{F}'\hat{F}/n_Z = I_r$ , so that  $\|\hat{F}'\hat{F}/n_Z\| = O_P(1)$ . By CS, Assumption 2, and M,  $\|F'F/n_Z\| \leq \sum_{i=1}^{n_Z} \|F_i\|^2/n_Z = O_P(1)$ . Similarly, for all  $k \in [p]$ , by Assumption 2,  $\|\lambda_k\| \leq C_\lambda <$

$\infty$ . Therefore,  $\|\Lambda'\Lambda/p\| \leq \sum_{k=1}^p \|\lambda_k\|^2/p = O(1)$ . Also, by CS,  $\|H\| \leq \|\Lambda'\Lambda/p\| \cdot \|F'F/n_Z\|^{\frac{1}{2}} \cdot \|\hat{F}'\hat{F}/n_Z\|^{\frac{1}{2}} \cdot \|D_{np}^{-1}\|$ , so that  $\|H\| = O_P(1)$ .  $H$  is invertible; see Bai (2003, p.145). Therefore, by Part (i),  $\|H^{-1}\| = O_P(1)$ .  $\square$

**Lemma 2.** As  $n, p \rightarrow \infty$ ,  $\|\hat{\lambda}_k - H^{-1}\lambda_k\| = O_P(n^{-\frac{1}{2}}) + O_P(\min(n, p)^{-1})$ ,  $k \in [p]$ .

Proof. By Bai (2003, p.165), for any  $k \in [p]$ , we have

$$\hat{\lambda}_k - H^{-1}\lambda_k = H' \frac{1}{n_Z} \sum_{i=1}^{n_Z} F_i e_{ki} + \frac{1}{n_Z} \sum_{i=1}^{n_Z} \hat{F}_i (F_i - H^{-1'} \hat{F}_i) \lambda_k + \frac{1}{n_Z} \sum_{i=1}^{n_Z} (\hat{F}_i - H' F_i) e_{ki}, \quad (\text{S.1})$$

where  $e_{ki}$  is the  $(i, k)$ -th element of the matrix of idiosyncratic errors  $e$ . Hence, by CS,

$$\|\hat{\lambda}_k - H^{-1}\lambda_k\| = \frac{1}{\sqrt{n_Z}} \|H\| \cdot \left\| \frac{1}{\sqrt{n_Z}} \sum_{i=1}^{n_Z} F_i e_{ki} \right\| + \left\| \frac{1}{n_Z} \sum_{i=1}^{n_Z} \hat{F}_i (F_i - H^{-1'} \hat{F}_i) \right\| \cdot \|\lambda_k\| + \left\| \frac{1}{n_Z} \sum_{i=1}^{n_Z} (\hat{F}_i - H' F_i) e_{ki} \right\|,$$

where the first term on the RHS is  $O_P(n^{-\frac{1}{2}})$  by Lemma 1(i), Assumption D of Bai (2003, p.141), and M. The second term on the RHS is  $O_P(\min(n, p)^{-1})$  by Lemma B.3 of Bai (2003, p.165), and Assumption 2. The third term on the RHS is  $O_P(\min(n, p)^{-1})$  by Lemma B.1 of Bai (2003, p.163).  $\square$

### A.3 Assumption S0: weak dependence of model errors

Under our model assumptions,  $\beta_Y = \beta_X \theta_0$ . Using Assumption 1, we can write  $\hat{\beta}_Y - \hat{\beta}_X \theta_0 = \varepsilon_Y - \varepsilon_X \theta_0$ , where  $\varepsilon_X \sim N(0, \Sigma_X)$  and  $\varepsilon_Y \sim N(0, \Sigma_Y)$ . Let  $\varepsilon = \varepsilon_Y - \theta_0 \varepsilon_X$ , and define  $\varepsilon^* = \sqrt{n} \varepsilon$ . Similarly, define  $\varepsilon_X^* = \sqrt{n} \varepsilon_X$ . Note that since  $\varepsilon \sim N(0, \Sigma_Y + \theta_0^2 \Sigma_X)$ , and  $\Sigma_Y + \theta_0^2 \Sigma_X = \Theta(n^{-1})$ , the re-scaled errors satisfy  $\varepsilon^* = O(1)$  and  $\varepsilon_X^* = O(1)$ . We maintain the following assumptions.

**Assumption S0.** There exists a universal positive constant  $C$ , such that, as  $n_Z, p \rightarrow \infty$ , **(i)** for each  $i \in [n_Z]$ ,  $\sum_{k=1}^p |\mathbb{E}[e_{ki} \varepsilon_k^*]| \leq C$  and  $\sum_{k=1}^p |\mathbb{E}[e_{ki} \varepsilon_{X_k}^*]| \leq C$ ; **(ii)**  $\mathbb{E}[\|\frac{1}{\sqrt{n_Z p}} \sum_{i=1}^{n_Z} \sum_{k=1}^p F_i (e_{ki} \varepsilon_k^* - \mathbb{E}[e_{ki} \varepsilon_k^*])\|] \leq C$  and  $\mathbb{E}[\|\frac{1}{\sqrt{n_Z p}} \sum_{i=1}^{n_Z} \sum_{k=1}^p F_i (e_{ki} \varepsilon_{X_k}^* - \mathbb{E}[e_{ki} \varepsilon_{X_k}^*])\|] \leq C$ ; **(iii)** for each  $i \in [n_Z]$ ,  $\mathbb{E}[\|\frac{1}{\sqrt{p}} \sum_{k=1}^p (e_{ki} \varepsilon_k^* - \mathbb{E}[e_{ki} \varepsilon_k^*])\|^2] \leq C$  and  $\mathbb{E}[\|\frac{1}{\sqrt{p}} \sum_{k=1}^p (e_{ki} \varepsilon_{X_k}^* - \mathbb{E}[e_{ki} \varepsilon_{X_k}^*])\|^2] \leq C$ ; **(iv)** for each  $i \in [n_Z]$ ,  $\mathbb{E}[\|\frac{1}{\sqrt{p}} \sum_{k=1}^p e_{ki}\|^2] \leq C$  and  $\mathbb{E}[\|\frac{1}{\sqrt{n_Z p}} \sum_{i=1}^{n_Z} \sum_{k=1}^p F_i e_{ki}\|] \leq C$ .

The conditions in Assumption S0 are similar to Bai and Ng (2010). Assumption S0(i) restricts the extent to which idiosyncratic errors of the approximate factor model can be correlated with sampling errors of genetic associations,  $\varepsilon_X = \hat{\beta}_X - \beta_X$  and  $\varepsilon_Y = \hat{\beta}_Y - \beta_Y$ . This assumption is trivially satisfied when the reference sample used to be obtain genetic correlations is independent of the both genetic association studies, as in our real data example in Section 5. For Parts (ii), (iii) and (iv), we note that these are conditions on zero-mean sums, and are analogous to Assumptions C5, D, F1, and F2 of Bai (2003, p.141 and p.144).

## A.4 Covariance terms

Let  $\Omega_X = H^{-1}\Lambda'\Sigma_X\Lambda H^{-1'}$ ,  $\Omega_Y = H^{-1}\Lambda'\Sigma_Y\Lambda H^{-1'}$ ,  $\hat{\Omega}_X = \hat{\Lambda}'\Sigma_X\hat{\Lambda}$ , and  $\hat{\Omega}_Y = \hat{\Lambda}'\Sigma_Y\hat{\Lambda}$ . Note that  $\hat{\Omega}(\theta) = \hat{\Omega}_Y + \theta^2\hat{\Omega}_X$ , and let  $\Omega = \Omega_Y + \theta_0^2\Omega_X$ .

**Lemma 3.** For any consistent estimator  $\hat{\theta}$  of  $\theta_0$ , as  $n, p \rightarrow \infty$ , (i)  $\Omega_X = O_P(1)$  and  $\Omega = O_P(1)$ ; (ii)  $\Omega_X^{-1} = O_P(1)$  and  $\Omega^{-1} = O_P(1)$ ; (iii)  $\hat{\Omega}_X - \Omega_X = o_P(1)$  and  $\hat{\Omega}(\hat{\theta}) - \Omega = o_P(1)$ ; (iv)  $\hat{\Omega}_X = O_P(1)$  and  $\hat{\Omega}(\hat{\theta}) = O_P(1)$ ; (v)  $\hat{\Omega}_X^{-1} = O_P(1)$  and  $\hat{\Omega}(\hat{\theta})^{-1} = O_P(1)$ ; (vi)  $\hat{\Omega}_X^{-1} - \Omega_X^{-1} = o_P(1)$  and  $\hat{\Omega}(\hat{\theta})^{-1} - \Omega^{-1} = o_P(1)$ .

Proof. Since  $\Lambda'\Lambda = O(p)$  by Assumption 2, we have that  $\Lambda'\Sigma_X\Lambda = \Theta(n^{-1}\Lambda'\Lambda) = O(n^{-1}p)$  by Assumption 1. Similarly,  $\Lambda'\Sigma_Y\Lambda = O(n^{-1}p)$ . Part (i) then follows by Lemma 1(ii). Moreover,  $\Lambda'\Sigma_X\Lambda$  and  $\Lambda'(\Sigma_Y + \theta_0^2\Sigma_X)\Lambda$  are invertible, so that Part (ii) follows by Lemma 1(i). For Part (iii), note that  $\hat{\Omega}_X - \Omega_X = (\hat{\Lambda} - \Lambda H^{-1'})'\Sigma_X(\hat{\Lambda} - \Lambda H^{-1'}) + 2(\hat{\Lambda} - \Lambda H^{-1'})'\Sigma_X\Lambda H^{-1'}$ . Then,

$$\begin{aligned} \|\hat{\Omega}_X - \Omega_X\| &\leq \Theta(n^{-1}) \sum_{k=1}^p \|\hat{\lambda}_k - H^{-1}\lambda_k\|^2 + \Theta(n^{-1}) \|H^{-1}\| \sum_{k=1}^p \|\hat{\lambda}_k - H^{-1}\lambda_k\| \cdot \|\lambda_k\| \\ &= O_P(n^{-\frac{3}{2}}p) + O_P(n^{-1} \min(n, p)^{-1}p) \\ &= o_P(1), \end{aligned}$$

by CS, T, Assumptions 1 and 2, and Lemmas 1(ii) and 2. By identical arguments,  $\|\hat{\Omega}_Y - \Omega_Y\| = o_P(1)$ . Thus, by CS, T, consistency of  $\hat{\theta}$ , and Part (i),  $\|\hat{\Omega}(\hat{\theta}) - \Omega\| \leq \|\hat{\Omega}_Y - \Omega_Y\| + \hat{\theta}^2\|\hat{\Omega}_X - \Omega_X\| + |\hat{\theta} - \theta_0|\|\hat{\theta} + \theta_0\|\|\Omega_X\| = o_P(1)$ . Part (iv) then follows by Parts (i), (iii), and T. By Part (iii),  $np^{-1}(\hat{\Omega}_X - \Omega_X) = o_P(1)$ , so that, by Part (i),  $np^{-1}\hat{\Omega}_X$  is invertible w.p.a.1, and  $\hat{\Omega}_X^{-1} = O_P(1)$ . Similarly,  $\hat{\Omega}(\hat{\theta})^{-1} = O_P(1)$ . Finally,  $\hat{\Omega}_X^{-1} - \Omega_X^{-1} = \hat{\Omega}_X^{-1}(\Omega_X - \hat{\Omega}_X)\Omega_X^{-1} = O_P(1)o_P(1) = o_P(1)$ , by Parts (ii), (iii), and (v). Identical arguments show that  $\hat{\Omega}(\hat{\theta})^{-1} - \Omega^{-1} = o_P(1)$ .  $\square$

## A.5 Derivative terms

Let  $\hat{G} = -\hat{\Lambda}'\hat{\beta}_X$ ,  $G = -H^{-1}\Lambda'\beta_X$ , and  $\varepsilon_X \sim N(0, \Sigma_X)$ .

**Lemma 4.** As  $n, p \rightarrow \infty$ , (i)  $\hat{G} - G = O_P(1)$ ; (ii)  $\hat{G} = O_P(p^{\frac{1}{2}})$ .

Proof. We can write  $\hat{G} - G = -(\hat{\Lambda} - \Lambda H^{-1'})'(\beta_X + \varepsilon_X) - H^{-1}\Lambda'\varepsilon_X$ . By CS and T,

$$\|(\hat{\Lambda} - \Lambda H^{-1'})'(\beta_X + \varepsilon_X)\| \leq \left( \sum_{k=1}^p \|\hat{\lambda}_k - H^{-1}\lambda_k\|^2 \right)^{\frac{1}{2}} (\|\beta_X\| + \|\varepsilon_X\|).$$

Note that  $\|\beta_X\| = O(1)$  by Assumption 3, and  $\mathbb{E}[\|\varepsilon_X\|] \leq (\sum_{k=1}^p \mathbb{E}[\|\varepsilon_{X_k}\|^2])^{\frac{1}{2}} = O_P(n^{-\frac{1}{2}}p^{\frac{1}{2}})$  by CS and Assumption 1. Hence, by Lemma 2 and M, the RHS of the above equation is  $O_P(n^{-\frac{1}{2}}p^{\frac{1}{2}}) + O_P(\min(n, p)^{-1}p^{\frac{1}{2}}) + O_P(n^{-1}p^{-1}) + O_P(n^{-\frac{1}{2}} \min(n, p)^{-1}p)$ . Also, since  $\text{Var}(H^{-1}\Lambda'\varepsilon_X) = \Omega_X$ , we have that  $H^{-1}\Lambda'\varepsilon_X = O_P(n^{-\frac{1}{2}}p^{\frac{1}{2}})$  by CH and Lemma 3(i). For Part (ii),  $\Lambda'\beta_X = \Theta(\sqrt{p})$  under a strong instruments assumption. The result then follows by Part (i) and T.  $\square$

## A.6 Residual term

We can write  $\hat{\beta}_Y - \hat{\beta}_X \theta_0 = \varepsilon_Y - \varepsilon_X \theta_0$ , where  $\varepsilon_X \sim N(0, \Sigma_X)$  and  $\varepsilon_Y \sim N(0, \Sigma_Y)$ . Recall from Section 1.3,  $\varepsilon = \varepsilon_Y - \theta_0 \varepsilon_X$ , and  $\varepsilon^\star = \varepsilon \sqrt{n}$ . Let  $\hat{g}(\theta) = \hat{\Lambda}'(\hat{\beta}_Y - \hat{\beta}_X \theta)$  and  $g(\theta) = H^{-1} \Lambda'(\beta_Y - \beta_X \theta)$ .

**Lemma 5.** As  $n, p \rightarrow \infty$ , (i)  $\hat{g}(\theta_0) - g(\theta_0) = o_P(1)$ ; (ii)  $\hat{g}(\theta_0) = O_P(1)$ ; (iii) for any consistent estimator  $\hat{\theta}$  of  $\theta_0$ ,  $\hat{g}(\hat{\theta}) = o_P(p^{\frac{1}{2}})$ .

Proof. We can write

$$\begin{aligned} \hat{g}(\theta_0) - g(\theta_0) &= \sum_{k=1}^p (\hat{\lambda}_k - H^{-1} \lambda_k) \varepsilon_k \\ &= H' \frac{1}{n_Z} \sum_{i=1}^{n_Z} \sum_{k=1}^p F_i e_{ki} \varepsilon_k + \frac{1}{n_Z} \sum_{i=1}^{n_Z} \sum_{k=1}^p \hat{F}_i (F_i - H^{-1'} \hat{F}_i)' \lambda_k \varepsilon_k \\ &\quad + \frac{1}{n_Z} \sum_{i=1}^{n_Z} \sum_{k=1}^p (\hat{F}_i - H' F_i) e_{ki} \varepsilon_k \\ &:= H' \mathcal{R}_1 + \mathcal{R}_2 + \mathcal{R}_3 \end{aligned}$$

First, note that

$$\sqrt{n} \mathcal{R}_1 = \sqrt{\frac{p}{n_Z}} \sqrt{\frac{1}{n_Z p}} \sum_{k=1}^p \sum_{i=1}^{n_Z} F_i (e_{ki} \varepsilon_k^\star - \mathbb{E}[e_{ki} \varepsilon_k^\star]) + \frac{1}{n_Z} \sum_{i=1}^{n_Z} F_i \sum_{k=1}^p \mathbb{E}[e_{ki} \varepsilon_k^\star].$$

By CS,

$$\begin{aligned} \sqrt{n} \|\mathcal{R}_1\| &\leq \sqrt{\frac{p}{n_Z}} \left\| \frac{1}{\sqrt{n_Z p}} \sum_{k=1}^p \sum_{i=1}^{n_Z} F_i (e_{ki} \varepsilon_k^\star - \mathbb{E}[e_{ki} \varepsilon_k^\star]) \right\| + \left( \frac{1}{n_Z} \sum_{i=1}^{n_Z} \|F_i\|^2 \right)^{\frac{1}{2}} \left( \frac{1}{n_Z} \sum_{i=1}^{n_Z} \left( \sum_{k=1}^p |\mathbb{E}[e_{ki} \varepsilon_k^\star]| \right)^2 \right)^{\frac{1}{2}} \\ &= O_P(1), \end{aligned}$$

by Assumption 2, Assumptions S0(i) and (ii), CS, T, and M. Thus, by Lemma 1(i) and CS,  $H' \mathcal{R}_1 = o_P(1)$ .

For  $\mathcal{R}_2$ , by CS, Lemma 1(ii), and Lemma B.3 of [Bai \(2003, p.165\)](#),

$$\begin{aligned} \left\| \frac{1}{n_Z} \hat{F}' (F - \hat{F} H^{-1}) \right\| &\leq \left\| \frac{1}{n_Z} \hat{F}' (F H - \hat{F}) \right\| \cdot \|H^{-1}\| \\ &= O_P(\min(n, p)^{-1}). \end{aligned}$$

Also,  $\|\Lambda' \varepsilon\| = O_P(p^{\frac{1}{2}} n^{-\frac{1}{2}})$  by CH and Assumptions 1 and 2. Hence, by CS,  $\|\mathcal{R}_2\| = O_P(p^{\frac{1}{2}} n^{-\frac{1}{2}}) \times O_P(\min(n, p)^{-1}) = o_P(1)$ .

Finally, for  $\mathcal{R}_3$ , note that

$$\sqrt{n} \mathcal{R}_3 = \frac{1}{n_Z} \sum_{i=1}^{n_Z} (\hat{F}_i - H' F_i) \sum_{k=1}^p (e_{ki} \varepsilon_k^\star - \mathbb{E}[e_{ki} \varepsilon_k^\star]) + \frac{1}{n_Z} \sum_{i=1}^{n_Z} (\hat{F}_i - H' F_i) \sum_{k=1}^p \mathbb{E}[e_{ki} \varepsilon_k^\star].$$

Then, by CS,

$$\begin{aligned}
\|\mathcal{R}_3\| &\leq \sqrt{\frac{p}{n}} \left( \frac{1}{n_Z} \sum_{i=1}^{n_Z} \|\hat{F}_i - H' F_i\|^2 \right)^{\frac{1}{2}} \left( \frac{1}{n_Z} \sum_{i=1}^{n_Z} \left| \frac{1}{\sqrt{p}} \sum_{k=1}^p (e_{ki} \varepsilon_k^* - \mathbb{E}[e_{ki} \varepsilon_k^*]) \right|^2 \right)^{\frac{1}{2}} \\
&\quad + \frac{1}{\sqrt{n}} \left( \frac{1}{n_Z} \sum_{i=1}^{n_Z} \|\hat{F}_i - H' F_i\|^2 \right)^{\frac{1}{2}} \left( \frac{1}{n_Z} \sum_{i=1}^{n_Z} \left( \sum_{k=1}^p |\mathbb{E}[e_{ki} \varepsilon_k^*]| \right)^2 \right)^{\frac{1}{2}} \\
&= O_P(\min(n, p)^{-\frac{1}{2}}) \\
&= o_P(1),
\end{aligned}$$

by M, T, Lemma A.1 of [Bai \(2003, p.159\)](#), and Assumptions S0(ii) and (iii). By the above results on the remainder terms  $\mathcal{R}_1$ ,  $\mathcal{R}_2$ , and  $\mathcal{R}_3$ , Part (i) follows by T.

For Part (ii), note that  $g(\theta_0) \sim N(0, \Omega)$ , so that by CH and Lemma 3(i),  $g(\theta_0) = O_P(1)$ . Hence, by Part (i) and T,  $\hat{g}(\theta_0) = O_P(1)$ . Similarly,  $\hat{g}(\dot{\theta}) - \hat{g}(\theta_0) = \hat{G}(\dot{\theta} - \theta_0) = o_P(p^{\frac{1}{2}})$  by Lemma 4(ii), CS, and consistency of  $\dot{\theta}$  for  $\theta_0$ . Hence, Part (iii) follows by Part (ii) and T.  $\square$

## B Proof of Theorem 1: F-LIML with strong instruments

The F-LIML estimator is given by  $\hat{\theta}_F = \arg \max_{\theta} \hat{Q}(\theta)$ , where  $\hat{Q}(\theta) = -\hat{g}(\theta)' \hat{\Omega}(\theta)^{-1} \hat{g}(\theta)/2$ . Under the conditions of Theorem 1, the estimator  $\hat{\theta}_F$  can be shown to be consistent for  $\theta_0$  by applying standard arguments used to establish consistency of extremum estimators; see, for example, [Newey and McFadden \(1994, Theorem 2.1, p.2121\)](#) and [Zhao et al. \(2020, Proof of Theorem 3.1\)](#). By a first-order Taylor expansion, there exists a  $\dot{\theta}$  in the line segment joining  $\hat{\theta}_F$  and  $\theta_0$  such that  $\nabla_{\theta\theta} \hat{Q}(\dot{\theta})(\hat{\theta}_F - \theta_0) = -\nabla_{\theta} \hat{Q}(\theta_0)$ . Dividing both sides by  $-G' \Omega^{-1} G$ , and by Lemmas 7(i) and (ii) below, it follows that  $(G' \Omega^{-1} G)^{\frac{1}{2}}(\hat{\theta}_F - \theta_0) \xrightarrow{D} N(0, 1)$ . Let  $\hat{\Omega} = \hat{\Omega}(\hat{\theta}_F)$ . Now, since  $\hat{G}' \hat{\Omega}^{-1} \hat{G} - G' \Omega^{-1} G = \hat{G}'(\hat{\Omega}^{-1} - \Omega^{-1})\hat{G} + (\hat{G} - G)' \Omega^{-1} \hat{G} + G' \Omega^{-1}(\hat{G} - G) = o_P(n)$  by Lemmas 3 and 4. Therefore,  $(G' \Omega^{-1} G)^{-1}(\hat{G}' \hat{\Omega}^{-1} \hat{G}) = o_P(1)$ , and the result of the theorem follows by Slutsky's lemma.

**Lemma 6.** Under  $p = \Theta(n)$ , as  $n, p \rightarrow \infty$ , (i)  $\nabla_{\theta} \hat{Q}(\theta_0) = -G' \Omega^{-1} \hat{g}(\theta_0) + o_P(n^{\frac{1}{2}}) + O_P(1)$ ; (ii)  $\nabla_{\theta\theta} \hat{Q}(\dot{\theta}) = -G' \Omega^{-1} G + O_P(n^{\frac{1}{2}}) + o_P(n)$ .

Proof. For Part (i), we have

$$\begin{aligned}
\nabla_{\theta} \hat{Q}(\theta_0) &= -\hat{G}' \hat{\Omega}^{-1} \hat{g}(\theta_0) + \theta_0 \hat{g}(\theta_0)' \hat{\Omega}_X \hat{\Omega}^{-2} \hat{g}(\theta_0) \\
&= -(\hat{G} - G)' \hat{\Omega}^{-1} \hat{g}(\theta_0) - G'(\hat{\Omega}^{-1} - \Omega^{-1}) \hat{g}(\theta_0) - G' \Omega^{-1} \hat{g}(\theta_0) \\
&\quad + \theta_0 \hat{g}(\theta_0)' (\hat{\Omega}_X - \Omega_X) \hat{\Omega}^{-2} \hat{g}(\theta_0) + \theta_0 \hat{g}(\theta_0)' \Omega_X (\hat{\Omega}^{-2} - \Omega^{-2}) \hat{g}(\theta_0) + \theta_0 \hat{g}(\theta_0)' \Omega_X \Omega^{-2} \hat{g}(\theta_0) \\
&= -G' \Omega^{-1} \hat{g}(\theta_0) + o_P(n^{\frac{1}{2}}) + O_P(1),
\end{aligned}$$

by Lemmas 3, 4, and 5(ii), and noting that  $\hat{\Omega}^{-2} - \Omega^{-2} = (\hat{\Omega}^{-1} - \Omega^{-1})(\hat{\Omega}^{-1} + \Omega^{-1}) = o_P(1)$  by Lemmas 3(ii), (v), and (vi).

Similarly, for Part (ii),

$$\begin{aligned}
\nabla_{\theta\theta}\hat{Q}(\dot{\theta}) &= -\hat{G}'\hat{\Omega}(\dot{\theta})^{-1}\hat{G} + \hat{g}(\dot{\theta})'\hat{\Omega}_X\hat{\Omega}(\dot{\theta})^{-2}\hat{g}(\dot{\theta}) + 4\dot{\theta}\hat{G}'\hat{\Omega}_X\hat{\Omega}(\dot{\theta})^{-2}\hat{g}(\dot{\theta}) - 4\dot{\theta}^2\hat{g}(\dot{\theta})'\hat{\Omega}_X^2\hat{\Omega}(\dot{\theta})^{-3}\hat{g}(\dot{\theta}) \\
&= -G'\Omega^{-1}G - (\hat{G} - G)'\hat{\Omega}(\dot{\theta})^{-1}\hat{G} - G'(\hat{\Omega}(\dot{\theta})^{-1} - \Omega^{-1})\hat{G} - G'\Omega^{-1}(\hat{G} - G) + o_P(p) \\
&= -G'\Omega^{-1}G + O_P(n^{\frac{1}{2}}) + o_P(n),
\end{aligned}$$

using Lemmas 3, 4, and 5(iii).  $\square$

**Lemma 7.** As  $n, p \rightarrow \infty$ , (i)  $G'\Omega^{-1}G = O(n)$ ; (ii)  $(G'\Omega^{-1}G)^{-\frac{1}{2}}\nabla_{\theta}\hat{Q}(\theta_0) \xrightarrow{D} N(0, I_r)$ ; (iii)  $(G'\Omega^{-1}G)^{-1}\nabla_{\theta\theta}\hat{Q}(\dot{\theta}) \xrightarrow{P} -I_r$ .

Proof. First,  $G = -H^{-1}\Lambda'\beta_X = \Theta(\sqrt{p})$  by a strong instruments assumption and Lemma 1, so that Part (i) follows by Lemma 3(ii). Therefore, Part (ii) follows by Lemma 6(i) and Slutsky's lemma since  $(G'\Omega^{-1}G)^{-\frac{1}{2}}\nabla_{\theta}\bar{Q}(\theta_0) = -(G'\Omega^{-1}G)^{-\frac{1}{2}}G'\Omega^{-1}\hat{g}(\theta_0) + o_P(1) \xrightarrow{D} N(0, I_r)$ , and  $\hat{g}(\theta_0) = g(\theta_0) + o_P(1) \xrightarrow{D} N(0, \Omega)$  by Lemma 5(i). Similarly, for Part (iii),  $(G'\Omega^{-1}G)^{-1}\nabla_{\theta\theta}\hat{Q}(\dot{\theta}) = -I_r + o_P(1)$  by Part (i) and Lemma 6(ii).  $\square$

## C Proof of Theorem 2: Identification-robust tests

Under our weak instrument asymptotics,  $\Lambda'\beta_X = \Theta(1)$ , so that  $G = -H^{-1}\Lambda'\beta_X = \Theta(1)$  by Lemma 1. We define the following quantities:  $\bar{G} = -H^{-1}\Lambda'\hat{\beta}_X$ ,  $\Delta_G = \theta_0\Omega_X$ , and  $\hat{\Delta}_G = \theta_0\hat{\Omega}_X$ .

By Assumption 1, under  $H_0 : \theta = \theta_0$ ,

$$\begin{pmatrix} g(\theta_0) \\ \bar{G} - \Delta_G\Omega^{-1}g(\theta_0) \end{pmatrix} \sim N \left( \begin{pmatrix} 0 \\ G \end{pmatrix}, \begin{pmatrix} \Omega & 0 \\ 0 & \Omega_X - \Delta_G\Omega^{-1}\Delta_G \end{pmatrix} \right).$$

Let  $\bar{S}_0 = \Omega^{-\frac{1}{2}}g(\theta_0)$  and  $\bar{T}_0 = (\Omega_X - \Delta_G\Omega^{-1}\Delta_G)^{-\frac{1}{2}}\bar{G} - \Delta_G\Omega^{-1}g(\theta_0)$ . By the above,  $\bar{S}_0$  and  $\bar{T}_0$  are jointly normal and uncorrelated, and hence are independent statistics. Let  $\bar{Q}_{S,0} = \bar{S}_0'\bar{S}_0$ ,  $\bar{Q}_{ST,0} = \bar{S}_0'\bar{T}_0$ , and  $\bar{Q}_{T,0} = \bar{T}_0'\bar{T}_0$ . By identical arguments used in [Smith \(2007, Proof of Theorem 3.2, p.252\)](#), conditional on  $\mathcal{Z}_T \sim N((\Omega_X - \Delta_G\Omega^{-1}\Delta_G)^{-\frac{1}{2}}G, I_r)$ , we have that  $\bar{Q}_{S,0} \xrightarrow{D} \chi^2(r)$ ,  $\bar{Q}_{T,0}^{-1}\bar{Q}_{ST,0}^2 \xrightarrow{D} \chi^2(1)$ , and  $(\bar{Q}_{S,0} - \bar{Q}_{T,0} + \sqrt{(\bar{Q}_{S,0} - \bar{Q}_{T,0})^2 + 4\bar{Q}_{ST,0}^2})/2 \xrightarrow{D} (\chi^2(1) + \chi^2(r-1) - \mathcal{Z}_T'\mathcal{Z}_T + \sqrt{(\chi^2(1) + \chi^2(r-1) - \mathcal{Z}_T'\mathcal{Z}_T)^2 + 4\chi^2(1)(\mathcal{Z}_T'\mathcal{Z}_T)})/2$ . We are left to show that  $\bar{Q}_S = \bar{Q}_{S,0} + o_P(1)$ ,  $\bar{Q}_{ST} = \bar{Q}_{ST,0} + o_P(1)$ , and  $\bar{Q}_T = \bar{Q}_{T,0} + o_P(1)$ , so that the result of the theorem follows by Slutsky's lemma.

First, note that  $(\hat{G} - \hat{\Delta}_G\hat{\Omega}(\theta_0)^{-1}\hat{g}(\theta_0)) - (\bar{G} - \Delta_G\Omega^{-1}g(\theta_0)) = (\hat{G} - \bar{G}) - (\hat{\Delta}_G - \Delta_G)\hat{\Omega}(\theta_0)^{-1}\hat{g}(\theta_0) - \Delta_G(\hat{\Omega}(\theta_0)^{-1} - \Omega^{-1})\hat{g}(\theta_0) - \Delta_G\Omega^{-1}(\hat{g}(\theta_0) - g(\theta_0)) = (\hat{G} - \bar{G}) + o_P(1)$ , by Lemmas 3(v) and (vi), and Lemmas 5(i) and (ii).



Using the expansion of  $\hat{\lambda}_k - H^{-1}\lambda_k$  from Equation (S.1), we can write

$$\begin{aligned}
\hat{G} - \bar{G} &= -\sum_{k=1}^p (\hat{\lambda}_k - H^{-1}\lambda_k) \beta_{X_k} - \sum_{k=1}^p (\hat{\lambda}_k - H^{-1}\lambda_k) \varepsilon_{X_k} \\
&= H' \frac{1}{n_Z} \sum_{i=1}^{n_Z} \sum_{k=1}^p F_i e_{ki} \beta_{X_k} - \left( \frac{1}{n_Z} \sum_{i=1}^{n_Z} \hat{F}_i (F_i - H^{-1'} \hat{F}_i)' \right) (\Lambda' \beta_X) \\
&\quad - \frac{1}{n_Z} \sum_{i=1}^{n_Z} (\hat{F}_i - H' F_i) \left( \sum_{k=1}^p e_{ki} \beta_{X_k} \right) - \sum_{k=1}^p (\hat{\lambda}_k - H^{-1}\lambda_k) \varepsilon_{X_k} \\
&:= \mathcal{R}_4 + \mathcal{R}_5 + \mathcal{R}_6 + \mathcal{R}_7.
\end{aligned}$$

By CS,  $\|\mathcal{R}_4\| \leq \|H\| \cdot C_\beta n_Z^{-\frac{1}{2}} \|(n_Z p)^{-\frac{1}{2}} \sum_{i=1}^{n_Z} \sum_{k=1}^p F_i e_{ki}\| = o_P(1)$ , where the equality follows by Lemma 1(i),  $\beta_{X_k} = \Theta(p^{-\frac{1}{2}})$  for all  $k \in [p]$ , and Assumption S0(iv). For  $\mathcal{R}_5$ , note that  $\|\mathcal{R}_5\| \leq \|H^{-1}\| \cdot C_\beta p^{\frac{1}{2}} \|n_Z^{-1} \hat{F}'(FH - \hat{F})\| = O_P(\min(n, p)^{-1}) O_P(p^{\frac{1}{2}}) = o_P(1)$  by Lemma 1(ii), and Lemma B.3 of Bai (2003, p.165),  $\beta_{X_k} = \Theta(p^{-\frac{1}{2}})$  for all  $k \in [p]$ , and CS. Similarly,  $\|\mathcal{R}_6\| \leq C_\beta (n_Z^{-1} \sum_{i=1}^{n_Z} \|\hat{F}_i - H' F_i\|^2)^{\frac{1}{2}} (n_Z^{-1} \sum_{i=1}^{n_Z} |p^{-\frac{1}{2}} \sum_{k=1}^p e_{ki}|^2)^{\frac{1}{2}} = O_P(\min(n, p)^{-\frac{1}{2}}) O_P(1) = o_P(1)$  by  $\beta_{X_k} = \Theta(p^{-\frac{1}{2}})$  for all  $k \in [p]$ , Lemma A.1 of Bai (2003, p.159), Assumption S0(iv), M, and CS. Finally,  $\|\mathcal{R}_7\| = o_P(1)$  by identical arguments used in Proof of Lemma 5(i). Hence,  $(\hat{G} - \hat{\Delta}_G \hat{\Omega}(\theta_0)^{-1} \hat{g}(\theta_0)) - (\bar{G} - \Delta_G \Omega^{-1} g(\theta_0)) = o_P(1)$ .

Also,  $(\hat{\Omega}_X - \hat{\Delta}_G \hat{\Omega}(\theta_0)^{-1} \hat{\Delta}_G) - (\Omega_X - \Delta_G \Omega^{-1} \Delta_G) = (\hat{\Omega}_X - \Omega_X) - (\hat{\Delta}_G - \Delta_G) \hat{\Omega}(\theta_0)^{-1} \hat{\Delta}_G - \Delta_G (\hat{\Omega}(\theta_0)^{-1} - \Omega^{-1}) \hat{\Delta}_G - \Delta_G \Omega^{-1} (\hat{\Delta}_G - \Delta_G) = o_P(1)$  by Lemmas 3(i)-(vi).

Note that  $\bar{T} - \bar{T}_0 = ((\hat{\Omega}_X - \hat{\Delta}_G \hat{\Omega}(\theta_0)^{-1} \hat{\Delta}_G)^{-\frac{1}{2}} - (\Omega_X - \Delta_G \Omega^{-1} \Delta_G)^{-\frac{1}{2}}) (\hat{G} - \hat{\Delta}_G \hat{\Omega}(\theta_0)^{-1} \hat{g}(\theta_0)) + (\Omega_X - \Delta_G \Omega^{-1} \Delta_G)^{-\frac{1}{2}} ((\hat{G} - \hat{\Delta}_G \hat{\Omega}(\theta_0)^{-1} \hat{g}(\theta_0)) - (\bar{G} - \Delta_G \Omega^{-1} g(\theta_0)))$ . Therefore, by the above,  $\bar{T} - \bar{T}_0 = o_P(1)$ .

Next,  $\bar{S} - \bar{S}_0 = (\hat{\Omega}(\theta_0)^{-\frac{1}{2}} - \Omega^{-\frac{1}{2}}) \hat{g}(\theta_0) + \Omega^{-\frac{1}{2}} (\hat{g}(\theta_0) - g(\theta_0)) = o_P(1)$  by Lemmas 3(v) and (vi), and Lemmas 5(i) and (ii).

Having established the consistency of  $\bar{S}$  for  $\bar{S}_0$ , and  $\bar{T}$  for  $\bar{T}_0$ , we have that  $\bar{Q}_S - \bar{Q}_{S,0} = (\bar{S} - \bar{S}_0)' (\bar{S} - \bar{S}_0) + 2\bar{S}_0' (\bar{S} - \bar{S}_0) = o_P(1)$ ,  $\bar{Q}_{ST} - \bar{Q}_{ST,0} = \bar{S}' \bar{T} - \bar{S}_0' \bar{T}_0 = (\bar{S} - \bar{S}_0)' (\bar{T} - \bar{T}_0) + \bar{S}_0' (\bar{T} - \bar{T}_0) + (\bar{S} - \bar{S}_0)' \bar{T}_0 = o_P(1)$ , and  $\bar{Q}_T - \bar{Q}_{T,0} = (\bar{T} - \bar{T}_0)' (\bar{T} - \bar{T}_0) + 2\bar{T}_0' (\bar{T} - \bar{T}_0) = o_P(1)$ .

## D Proof of Theorem 3: S-LIML conditional distribution

Let  $\hat{G}_S = \Gamma'_S \hat{G}$ ,  $\hat{g}_S(\theta) = \Gamma'_S \hat{g}(\theta)$ ,  $\hat{\Omega}_S(\theta) = \Gamma'_S \hat{\Omega}(\theta) \Gamma_S$ , and  $\hat{Q}_S(\theta) = \hat{g}_S(\theta)' \hat{\Omega}_S(\theta)^{-1} \hat{g}_S(\theta)$ . Then, by identical arguments used in Proof of Theorem 1,  $V_S^{-\frac{1}{2}} (\hat{\theta}_S - \theta_0) = -V_S^{\frac{1}{2}} G'_S \Omega_S^{-1} g_S(\theta_0) + o_P(1)$ , where  $V_S = (G'_S \Omega_S^{-1} G_S)^{-1}$ ,  $G_S = \Gamma'_S G$ ,  $\Omega_S = \Gamma'_S \Omega \Gamma_S$ , and  $g_S(\theta) = \Gamma'_S g(\theta)$ .

Let  $D$  be a  $r \times r$  diagonal matrix with its  $(k, k)$ -th entry given by  $(\Omega_X)_{kk}$ , and  $\hat{D}$  be a  $r \times r$  diagonal matrix with its  $(k, k)$ -th entry given by  $(\hat{\Omega}_X)_{kk}$ .

Also, by identical arguments used in Proof of Theorem 2,  $\hat{G} - \bar{G} = o_P(1)$ , and  $\bar{G} - G = -H^{-1} \Lambda' \varepsilon_X$ , so that by T,  $\hat{G} - G = -H^{-1} \Lambda' \varepsilon_X + o_P(1)$ . Thus, by Lemma 3(ii),  $D^{-\frac{1}{2}} (\hat{G} - G) = O_P(1)$ . This

leads to the joint asymptotic normality result

$$\begin{pmatrix} V_S^{-\frac{1}{2}}(\hat{\theta}_S - \theta_0) \\ D^{-\frac{1}{2}}(\hat{G} - G) \end{pmatrix} \xrightarrow{D} N \left( \begin{pmatrix} 0 \\ 0 \end{pmatrix}, \begin{pmatrix} 1 & \theta_0 V_S^{\frac{1}{2}} G'_S \Omega_S^{-1} \Gamma'_S \Omega_X D^{-\frac{1}{2}} \\ D^{-\frac{1}{2}} \Omega_X \Gamma_S \Omega_S^{-1} G_S V_S^{\frac{1}{2}} \theta_0 & D^{-\frac{1}{2}} \Omega_X D^{-\frac{1}{2}} \end{pmatrix} \right).$$

By Lemmas 3(vi) and 4(i), we have  $(\hat{D}^{-\frac{1}{2}} - D^{-\frac{1}{2}})(\hat{G} - G) = o_P(1)$ . Also, under  $\mathcal{H}_{0j} : G_j = 0$ , we have  $(\hat{D}^{-\frac{1}{2}} G)_j = 0$ . Note that  $\hat{\mathcal{T}} = (\mathcal{T}_1, \dots, \mathcal{T}_r)' = \hat{D}^{-\frac{1}{2}} \hat{G}$ . Using the above normality result, approximately,

$$\begin{pmatrix} \hat{\theta}_S - \theta_0 \\ \hat{\mathcal{T}} \end{pmatrix} \stackrel{a}{\sim} N \left( \begin{pmatrix} 0 \\ \hat{D}^{-\frac{1}{2}} G \end{pmatrix}, \begin{pmatrix} V_S & C'_G \\ C_G & V_G \end{pmatrix} \right),$$

where  $C_G = -D^{-\frac{1}{2}} \Omega_X \Gamma_S \Omega_S^{-1} G_S V_S \theta_0$  and  $V_G = D^{-\frac{1}{2}} \Omega_X D^{-\frac{1}{2}}$ .

To remove dependence of  $\hat{\theta}_S$  on  $\hat{\mathcal{T}}$ , we condition on a sufficient statistic for the unknown nuisance parameter  $\hat{D}^{-\frac{1}{2}} G$  which, under  $H_0 : \theta = \theta_0$ , is given by  $U = \hat{\mathcal{T}} - C_G V_S^{-1}(\hat{\theta}_S - \theta_0)$ . We can also write  $\hat{\theta}_S - \theta_0 = V_S^{\frac{1}{2}} \mathcal{K} + o_P(n^{-\frac{1}{2}})$ , where  $\mathcal{K} \sim N(0, 1)$ . Thus, if  $\mathcal{S}$  is the selection event, and  $\mathcal{R}$  is the set of indices of the estimated factor loadings corresponding to the retained instruments, approximately,

$$\mathbb{P}(\hat{\theta}_S \leq w + \theta_0 | \mathcal{S}, U = u) \stackrel{a}{\sim} \frac{\mathbb{P}_m(\{V_S^{\frac{1}{2}} \mathcal{K} \leq w\} \cap \bigcap_{j \in \mathcal{R}} \{ |(\bar{u})_j| > c_\delta \} \cap \bigcap_{k \in [r] \setminus \mathcal{R}} \{ |(\bar{u})_k| \leq c_\delta \})}{\mathbb{P}_m(\bigcap_{j \in \mathcal{R}} \{ |(\bar{u})_j| > c_\delta \} \cap \bigcap_{k \in [r] \setminus \mathcal{R}} \{ |(\bar{u})_k| \leq c_\delta \})},$$

for  $m \rightarrow \infty$ , where  $\bar{u} = u + C_G V_S^{-\frac{1}{2}} \mathcal{K}$ , and  $\mathbb{P}_m(\cdot)$  denotes the empirical distribution based on  $m$  draws of  $\mathcal{K} \sim N(0, 1)$ . In practice, we also replace the variance components  $V_S$ ,  $C_G$  and  $V_G$  with consistent estimates  $\hat{V}_S = (\hat{G}'_S \hat{\Omega}_S^{-1} \hat{G}_S)^{-1}$ ,  $\hat{C}_G = -\hat{D}^{-\frac{1}{2}} \hat{\Omega}_X \Gamma_S \hat{\Omega}_S^{-1} \hat{G}_S \hat{V}_S \hat{\theta}_S$ , and  $\hat{V}_G = \hat{D}^{-\frac{1}{2}} \hat{\Omega}_X \hat{D}^{-\frac{1}{2}}$ .

## E Justification of covariance structure in Assumption 1

Under Assumption 1, for any variants  $j, k \in [p]$ ,  $Cov(\hat{\beta}_{X_j}, \hat{\beta}_{X_k}) = (\Sigma_X)_{jk} = \rho_{jk} \sigma_{X_j} \sigma_{X_k}$  and  $Cov(\hat{\beta}_{Y_j}, \hat{\beta}_{Y_k}) = (\Sigma_Y)_{jk} = \rho_{jk} \sigma_{Y_j} \sigma_{Y_k}$ . We justify this for our real data application which involved summary data reported using: (i) a linear model for a continuous exposure:  $\mathbb{E}[x|z_j] = \alpha_{X_j} + \beta_{X_j} z_j$ ; (ii) a logit model for a binary outcome:  $\mathbb{E}[y|z_j] = L(\alpha_{Y_j} + \beta_{Y_j} z_j)$ , where  $L$  is the logit function where, for any  $a \in \mathbb{R}$ ,  $L(a) = (1 + \exp(-a))^{-1}$ .

### E.1 Continuous exposure

We describe genetic associations as ‘weak’ if they decrease with the sample size at some rate. Suppose  $\beta_{X_j} = O(n_X^{-\kappa})$  for any  $\kappa > 0$ . Then, for any variant  $j$ , the residual variance of  $x$  is given by  $Var(x) - \beta_{X_j}^2 Var(z_j) = Var(x) + O(n_X^{-2\kappa})$ , and so in the linear model, the variance of the genetic association satisfies  $(\Sigma_X)_{jj} = n_X^{-1} Var(z_j)^{-1} Var(x) + O(n_X^{-(1+2\kappa)})$ . Similarly, the covariance of residual errors of the  $j$ -th and  $k$ -th variant associations satisfies  $Var(x) -$

$\beta_{X_j}^2 \text{Var}(z_j) - \beta_{X_k}^2 \text{Var}(z_k) + \beta_{X_j} \beta_{X_k} \text{Var}(z_j)^{\frac{1}{2}} \text{Var}(z_k)^{\frac{1}{2}} \rho_{jk} = \text{Var}(x) + O(n_X^{-2\kappa})$ , and so  $(\Sigma_X)_{jk} = n_X^{-1} \text{Var}(z_j)^{-\frac{1}{2}} \text{Var}(z_k)^{-\frac{1}{2}} \rho_{jk} \text{Var}(x) + O(n_X^{-(1+2\kappa)})$ . Therefore, the covariance term  $(\Sigma_X)_{jk}$  satisfies  $(\Sigma_X)_{jk} = \sigma_{X_j} \sigma_{X_k} \rho_{jk} + O(n_X^{-(1+\kappa)})$ . Since  $\sigma_{X_j} \sigma_{X_k} \rho_{jk} = \Theta(n_X^{-1})$ , the  $o(n_X^{-1})$  remainder term is negligible.

## E.2 Binary outcome

Under weak variant–outcome associations,  $\beta_{Y_j} = O(n_Y^{-\kappa})$  for some  $\kappa > 0$ . For any  $a \in \mathbb{R}$ , let  $L_1(a) = (1 + \exp(-a))^{-2} \exp(-a)$ , and  $L_2(a) = (1 + \exp(-a))^{-3} \exp(-a)(1 - \exp(-a))$ .

For any variant  $j$ , by the mean value theorem, since  $|z_j| = O(1)$  and  $\beta_{Y_j} = O(n_Y^{-\kappa})$ , for some  $\bar{\beta}_{Y_j} \in (0, \beta_{Y_j})$ ,

$$\begin{aligned} L(\alpha_{Y_j} + \beta_{Y_j} z_j) &= L(\alpha_{Y_j}) + L_1(\alpha_{Y_j} + \bar{\beta}_{Y_j} z_j) \beta_{Y_j} z_j \\ &= L(\alpha_{Y_j}) + O(1) O(n_Y^{-\kappa}) \\ &= L(\alpha_{Y_j}) + o(1), \end{aligned}$$

and similarly,  $L_1(\alpha_{Y_j} + \beta_{Y_j} z_j) = L_1(\alpha_{Y_j}) + L_2(\alpha_{Y_j} + \bar{\beta}_{Y_j} z_j) \beta_{Y_j} z_j = L_1(\alpha_{Y_j}) + o(1)$ . Since the genetic effects are weak, for each variant  $j$ , as  $n_Y \rightarrow \infty$ , the probability  $\mathbb{P}(y = 1|z_j)$  is not dependent on  $z_j$ , and the constants  $\alpha_{Y_j}$  converge to  $\alpha_0$ , for some constant  $\alpha_0$ . Let  $L = L(\alpha_0)$  and  $L_1 = L_1(\alpha_0)$ . Also, let  $w_j = (1, z_j)'$  and  $\gamma_j = (\alpha_{Y_j}, \beta_{Y_j})'$ .

If  $\hat{\gamma}_j = (\hat{\alpha}_{Y_j}, \hat{\beta}_{Y_j})'$  is the logit regression estimate for the model  $\mathbb{P}(y = 1|z_j) = L(w_j' \gamma_j)$ , by standard asymptotic arguments,

$$\hat{\gamma}_j - \gamma_j \stackrel{a}{=} \mathbb{E}[w_j w_j' L_1]^{-1} \frac{1}{n_Y} \sum_{i=1}^{n_Y} w_{ji} (y_i - L(w_{ji}' \gamma_j)) \stackrel{a}{\sim} N(0, \sigma_{\gamma_j}^2),$$

where  $\sigma_{\gamma_j}^2 = n_Y^{-1} \mathbb{E}[w_j w_j' L_1]^{-1}$ . Note that the asymptotic variance  $(\Sigma_Y)_{jj}$  of the estimated slope coefficient  $\hat{\beta}_{Y_j}$ , corresponds to the (2,2)-th element of the covariance matrix  $\sigma_{\gamma_j}^2$ . In particular,  $(\Sigma_Y)_{jj} := \sigma_{Y_j}^2 = n_Y^{-1} L_1^{-1} \text{Var}(Z_j)^{-1}$ . Furthermore, for any two variants  $j, k$ ,  $\sqrt{n_Y}(\hat{\beta}_{Y_j} - \beta_{Y_j})$  and  $\sqrt{n_Y}(\hat{\beta}_{Y_k} - \beta_{Y_k})$  are asymptotically jointly normal with asymptotic covariance

$$n_Y (\Sigma_Y)_{jk} := \mathbb{E}[w_j w_j' L_1]^{-1} \mathbb{E}[w_j w_k' (y - L)] \mathbb{E}[w_k w_k' L_1]^{-1'}.$$

Note that

$$\begin{aligned} \mathbb{E}[w_j w_k' (y - L)^2] &= (1 - L)^2 \mathbb{E}[w_j w_k'] \mathbb{P}(y = 1) + L^2 \mathbb{E}[w_j w_k'] \mathbb{P}(y = 0) + o(1) \\ &= L(1 - L) \mathbb{E}[w_j w_k'] + o(1), \end{aligned}$$

since, as  $n_Y \rightarrow \infty$ ,  $\mathbb{P}(y = 1) = \sum_{l=0}^2 \mathbb{P}(y = 1|z_j) \mathbb{P}(z_j = l) + o(1) = L \sum_{l=0}^2 \mathbb{P}(z_j = l) + o(1) = L + o(1)$ , and therefore  $\mathbb{P}(y = 0) = 1 - L + o(1)$ .

Overall,

$$\begin{aligned}
n_Y(\Sigma_Y)_{jk} &= \frac{L(1-L)}{L_1^2} \mathbb{E}[w_j w_j']^{-1} \mathbb{E}[w_j w_k'] \mathbb{E}[w_k w_k']^{-1'} \\
&= \frac{L(1-L)}{L_1^2} \frac{1}{\text{Var}(z_j) \text{Var}(z_k)} \begin{bmatrix} \mathbb{E}[z_j^2] & -\mathbb{E}[z_j] \\ -\mathbb{E}[z_j] & 1 \end{bmatrix} \begin{bmatrix} 1 & \mathbb{E}[z_k] \\ \mathbb{E}[z_j] & \mathbb{E}[z_j z_k] \end{bmatrix} \begin{bmatrix} \mathbb{E}[z_k^2] & -\mathbb{E}[z_k] \\ -\mathbb{E}[z_k] & 1 \end{bmatrix} \\
&= \frac{L(1-L)}{L_1^2} \frac{1}{\text{Var}(z_j) \text{Var}(z_k)} \begin{bmatrix} \text{Var}(z_j) & \mathbb{E}[z_j^2] \mathbb{E}[z_k] - \mathbb{E}[z_j] \mathbb{E}[z_j z_k] \\ 0 & \text{Cov}(z_j, z_k) \end{bmatrix} \begin{bmatrix} \mathbb{E}[z_k^2] & -\mathbb{E}[z_k] \\ -\mathbb{E}[z_k] & 1 \end{bmatrix} \\
&= \frac{1}{L_1 \text{Var}(z_j) \text{Var}(z_k)} \begin{bmatrix} \bar{\sigma}_{jk}^2 & -\mathbb{E}[z_j] \text{Cov}(z_j, z_k) \\ -\mathbb{E}[z_k] \text{Cov}(z_j, z_k) & \text{Cov}(z_j, z_k) \end{bmatrix},
\end{aligned}$$

where  $\bar{\sigma}_{jk}^2 = \mathbb{E}[z_j^2] \mathbb{E}[z_k^2] - \mathbb{E}[z_j]^2 \mathbb{E}[z_k^2] - \mathbb{E}[z_j^2] \mathbb{E}[z_k]^2 + \mathbb{E}[z_j] \mathbb{E}[z_k] \mathbb{E}[z_j z_k]$ , and the last line follows by noting that  $L(1-L) = L_1$ .

Thus, the covariance of  $\hat{\beta}_{Y_j}$  and  $\hat{\beta}_{Y_k}$  is approximately given by

$$\begin{aligned}
(\Sigma_Y)_{jk} &= \frac{\text{Cov}(z_j, z_k)}{n_Y L_1 \text{Var}(z_j) \text{Var}(z_k)} \\
&= \frac{1}{\sqrt{n_Y L_1 \text{Var}(Z_j)}} \cdot \frac{1}{\sqrt{n_Y L_1 \text{Var}(Z_k)}} \cdot \frac{\text{Cov}(z_j, z_k)}{\sqrt{\text{Var}(z_j) \text{Var}(z_k)}} \\
&= \sigma_{Y_j} \sigma_{Y_k} \rho_{jk},
\end{aligned}$$

where  $\rho_{jk}$  is the correlation between  $z_j$  and  $z_k$ .

## F Simulation results: pruned CLR with invalid IVs

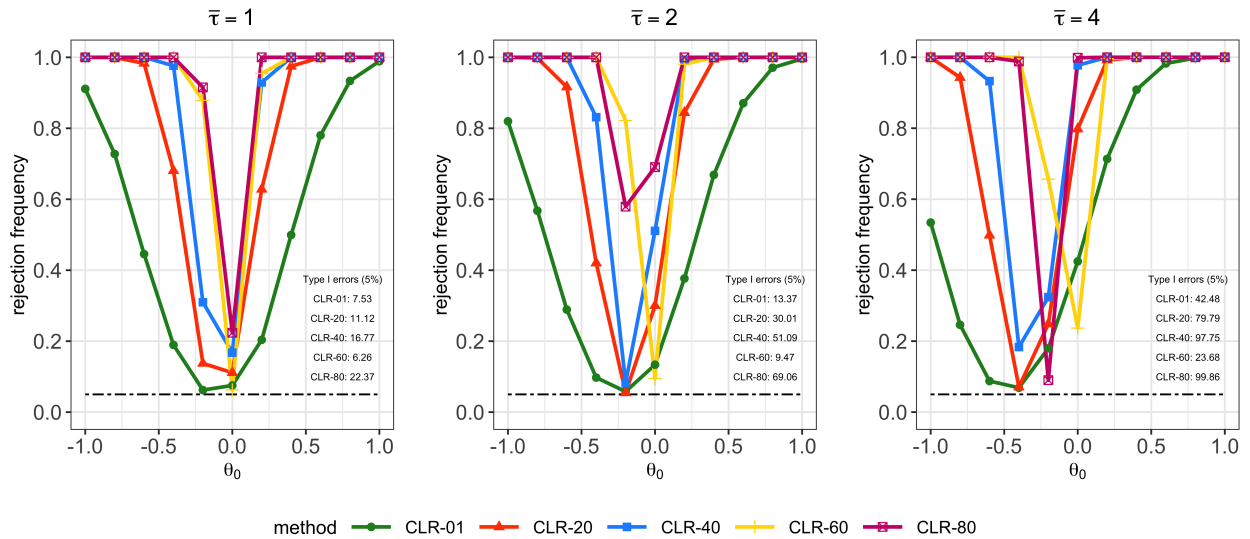


Figure S.1. Sensitivity to pruning thresholds: inflated type I errors with invalid instruments when testing the null hypothesis  $H_0: \theta_0 = 0$ .

For the simulation design of Section 4.2 in the main text, we had presented simulation results for the CLR test using individual variants as instruments up to the correlation threshold  $R^2 = 0.6$ . Here we present the results which include other pruning thresholds that we had considered. In particular, Figure S.1 highlights that under invalid instruments the CLR test can be quite sensitive to the pruning threshold chosen. On the one hand, we would like to include more variants as instruments to ‘even out’ the invalid instruments problem under this particular case of balanced direct variant effects. However, the substantially inflated type I error rates under the  $R^2 = 0.8$  threshold suggest that including highly correlated variants may also lead to unreliable tests. Overall, we suggest it may be difficult in practice to determine a suitable pruning threshold for robust and precise inferences.