

Online Coloring and a New Type of Adversary for Online Graph Problems

Yaqiao Li
 Université de Montréal
 yaqiao.li@umontreal.ca

Vishnu V. Narayan
 McGill University
 vishnu.narayan@mail.mcgill.ca

Denis Pankratov
 Concordia University
 denis.pankratov@concordia.ca

May 25, 2020

Abstract

We introduce a new type of adversary for online graph problems. The new adversary is parameterized by a single integer κ , which upper bounds the number of connected components that the adversary can use at any time during the presentation of the online graph G . We call this adversary “ κ components bounded”, or κ -CB for short. On one hand, this adversary is restricted compared to the classical adversary because of the κ -CB constraint. On the other hand, we seek competitive ratios parameterized *only* by κ with no dependence on the input length n , thereby giving the new adversary power to use arbitrarily large inputs.

We study online coloring under the κ -CB adversary. We obtain finer analysis of the existing algorithms *FirstFit* and *CBIP* by computing their competitive ratios on trees and bipartite graphs under the new adversary. Surprisingly, *FirstFit* outperforms *CBIP* on trees. When it comes to bipartite graphs *FirstFit* is no longer competitive under the new adversary, while *CBIP* uses at most 2κ colors. We also study several well known classes of graphs, such as 3-colorable, C_k -free, d -inductive, planar, and bounded treewidth, with respect to online coloring under the κ -CB adversary. We demonstrate that the extra adversarial power of unbounded input length outweighs the restriction on the number of connected components leading to non existence of competitive algorithms for these classes.

1 Introduction

In online graph problems the input graph is not known in advance, but is rather revealed one item at a time. In this paper we are concerned with the so-called vertex arrival model, where the graph is revealed one vertex at a time. When a new vertex is revealed, an online algorithm learns the identity of the vertex as well as its neighborhood restricted to the already revealed vertices. Note that the algorithm gets no information about future vertices. Many graph problems do not admit any non-trivial online algorithms in the adversarial vertex-arrival model. Be that as it may, online graph problems often arise in real life applications in computer networks, public transit networks, electrical grids, and so on. Recently, the interest in online and “online-like”¹ graph models and algorithms has been increasing since it is being sparked by the proliferation of online social networks. Thus, it is necessary to introduce various restrictions of the basic adversarial model that allow nontrivial algorithms while capturing interesting real-life scenarios.

One obtains a plethora of restricted adversaries simply by insisting that the adversary generates a graph belonging to a particular family of graphs, such as χ -colorable, planar, d -inductive, etc. Another way to relax the classical adversarial model is to consider distributions on graphs and perform average-case analysis. One of the most studied distributions is, of course, the Erdős-Rényi random graph. While it is mathematically

¹Some examples of “online-like” models of computation are dynamic graph algorithms, temporal graph algorithms, streaming graph algorithms, priority graph algorithms, and so on.

appealing, real life graphs rarely follow this distribution. For example, one of the early empirical observations was that distributions on degrees of nodes in real social networks are most accurately modeled by power-law distributions [12], whereas the Erdős-Rényi model induces a binomial distribution on degrees of nodes. Thus, new models of random graphs have been introduced in an attempt to approximate power-law distributions on degrees. Many of these new generative models are inherently offline. A notable exception is the preferential attachment model [2], which perfectly fits within the vertex arrival model. The formal definition is technical, but at a high level this model works as follows. When a new vertex v arrives its neighborhood is generated by connecting v to an already existing vertex u with probability proportional to the current degree of u . This model has a natural motivation: consider a person signing up for some social network, where people can “follow” each other. This person is signing up not because they want to be left alone (i.e. form a new connected component), but because they already have a list of people in mind who they will follow (i.e., join existing connected component(s), potentially merging some components together). It is more likely that the person is going to follow well known people, e.g. celebrities, who in turn have some of the highest numbers of followers in the network. This is akin to a new node in vertex arrival model likely being connected to existing nodes of high degree.

The starting point of our work is the observation that when a social network graph is generated via the preferential attachment process, there are very few connected components in the online graph at any point in time. Formalizing this observation in the adversarial setting, we investigate a new type of adversary that is restricted to using at most κ connected components at any point in time during the generation of the online input graph. We call such adversary κ components bounded, or κ -CB for short.

In this paper we focus on the online coloring problem under the κ -CB adversary. Indeed, another motivation for considering the κ -CB adversary is to extend our understanding of lower bound techniques for online coloring. Most of the past research uses the following methodology: the adversary creates a collection of disjoint components with some properties, then the adversary merges some of these components by creating a vertex appropriately connected to the components. The aim of this technique is to allow the adversary to observe the coloring of each component chosen by the algorithm, and then choose a “correct” coloring of the components that differs from the one chosen by the algorithm. The adversary then connects the components together, forcing the algorithm to use extra colors (since the algorithm’s coloring is incorrect inside at least one component). By iterating this process, the adversary tries to force the online algorithm to perform badly. Some variant of this technique has been used, for example, in [7, 14, 4, 6, 1]. A notable exception is [8], where this create-and-merge components technique is not directly involved. Usually, this type of construction involves a large number of disjoint components, typically logarithmic in the number of vertices – see, for example, [7, 6]. Our goal is to formally analyze the power of this technique and the extent of dependence of existing lower bounds on this technique. Specifically, we ask, what happens if the adversary in the online coloring problem is κ -CB? In this work we investigate this question, while allowing the adversary to use an unlimited number of vertices to compensate for a limited number of components.

Our first set of results gives a finer understanding of the *FirstFit* and *CBIP* algorithms (for formal definitions see Section 2), which are well known in the graph coloring community. We show that, perhaps surprisingly, *FirstFit* outperforms *CBIP* on trees with respect to the κ -CB adversary. For general bipartite graphs, we show that *CBIP* uses at most 2κ colors against the κ -CB adversary. This result is particularly interesting in the context of existing lower bounds on the performance of *CBIP* on bipartite graphs. In a series of works [7, 4, 6] it is shown that any online algorithm must use at least roughly $2 \log n$ colors where n is the number of vertices. The construction for this lower bound uses $\log n$ disjoint components. Our result shows that this is necessary. One often measures the performance of an online algorithm by its competitive ratio – the worst-case ratio between the objective value achieved by an algorithm and the offline optimum. In the case of nontrivial bipartite graphs offline optimum is 2, thus the difference between the absolute number of colors used by *CBIP* and its competitive ratio is just a factor of 2. But this difference has a philosophical significance: our result shows that the competitive ratio of *CBIP* on bipartite graphs is simply κ : the number of components that the adversary is allowed to use.

Our second set of results shows that for several classes of graphs, including χ -colorable graphs, the κ -CB adversary equipped with unlimited number of vertices is powerful enough to rule out competitive algorithms even when $\kappa = 1$. These two sets of results provide another contrast between bipartite graphs and other classes of graphs.

The rest of the paper is organized as follows. In Section 2 we go over some preliminaries. The new

adversarial model is introduced in Section 3. The *FirstFit* algorithm is analyzed in Section 4, while *CBIP* is analyzed in Section 5. The analysis of various classes of graphs can be found in Section 6. We finish with some discussion and open problems in Section 7.

2 Preliminaries

In online coloring, an adversary creates a simple undirected graph² $G = (V, E)$ and a presentation order of vertices³ $\sigma : [n] \rightarrow V$. The graph is then presented online in the *vertex arrival model*: at time i vertex $v = \sigma(i)$ arrives, and we learn all its neighbors among already appearing vertices. An online algorithm must declare how to color the new vertex $c(v)$ prior to the arrival of the next vertex $\sigma(i + 1)$. A priori, an online algorithm does not know V or even n . Alternatively, we can view the online input as a sequence of induced subgraphs:

$$G \cap \sigma([1]), G \cap \sigma([2]), \dots, G \cap \sigma([n]).$$

We call the set of neighbors of v that an online algorithm learns about at the time of arrival of v as the *pre-neighborhood* of v , denoted by $N^-(v)$.

A natural greedy algorithm is called *FirstFit* (see, for example, [7, 9, 13]): when a vertex v arrives, *FirstFit* colors it with the first color that does not appear in the pre-neighborhood of v . The pseudocode is shown in Algorithm 1.

Algorithm 1 The *FirstFit* algorithm for online coloring.

procedure *FirstFit*

$i \leftarrow 1$

$c \leftarrow \emptyset$

▷ map that stores the coloring

while $i \leq n$ **do**

 A new vertex $v = \sigma(i)$ arrives with its pre-neighborhood $N^-(v)$

$c(v) \leftarrow \min(\mathbb{N} \setminus c(N^-(v)))$

$i \leftarrow i + 1$

return c

Another famous algorithm due to [11] for online coloring of *bipartite graphs* is called *CBIP*: when a vertex $v = \sigma(i)$ arrives, *CBIP* computes an entire connected component CC to which v belongs in the partial graph known so far. Since we assume that the input graph is bipartite, the connected component CC can be partitioned into two sets of vertices A and B such that all edges go between A and B only. Suppose that $v \in A$, then v is colored with the first color that is not present among vertices in B . The pseudocode is shown in Algorithm 2.

Algorithm 2 The *CBIP* algorithm for online coloring of bipartite graphs.

procedure *CBIP*

$i \leftarrow 1$

$c \leftarrow \emptyset$

▷ map that stores the coloring

while $i \leq n$ **do**

 A new vertex $v = \sigma(i)$ arrives with its pre-neighborhood $N^-(v)$

$CC \leftarrow$ connected component of v in $G \cap \sigma([i])$

 Partition vertices of CC into A and B such that all edges go between A and B only and $v \in A$

$c(v) \leftarrow \min(\mathbb{N} \setminus c(B))$

$i \leftarrow i + 1$

return c

In the adversarial arguments presented in this work we often need to control the chromatic number of constructed instances. These instances can get quite complicated and computing their chromatic number exactly might be rather difficult. The following technique is widely used in the online coloring community,

²We will always use n to refer to $|V|$ and m to refer to $|E|$.

³Notation $[n]$ stands for $\{1, 2, \dots, n\}$. More generally, notation $[k, n]$ stands for $\{k, k + 1, \dots, n\}$

see e.g., [8]. The adversary is not only going to construct an online instance, but it will also maintain a valid coloring of that instance. Thus, when specifying the adversary we need to define not only how the next input item is generated, but also how it is colored. The key idea is that since the adversary knows and controls how future input items will be generated, it can anticipate its own moves and create a much better coloring than what an online algorithm can achieve without this knowledge. Unless explicitly stated otherwise, by an “algorithm” we always mean a *deterministic algorithm*.

2.1 Bins vs. Colors

We adopt the terminology introduced in [8]: when there is a possibility of ambiguity we say that an online algorithm colors with *bins* and the adversary with *colors* in order to distinguish the two. Let v be a vertex. We use the notation $b(v)$ to denote the bin that is assigned to v by an online algorithm, and $c(v)$ to denote the color that is assigned to v by the adversary. The functions b and c naturally extend to be defined over sets of vertices. Let A be a set of vertices. Define $b(A) = \{b(v) : v \in A\}$ and $c(A) = \{c(v) : v \in A\}$. Sometimes, we say that bin b contains v to mean that $b(v) = b$.

2.2 Saturated Bins

We define a notion that is inspired by several previous works [14, 8, 6].

Definition 2.1. Suppose that the adversary is constructing a χ -colorable graph. A bin b is said to be *p-saturated* if there are p vertices v_1, \dots, v_p such that

$$b(v_1) = \dots = b(v_p) = b; \quad |\{c(v_1), c(v_2), \dots, c(v_p)\}| = p. \quad (1)$$

A bin b is said to be *perfectly p-saturated* if bin b is p -saturated and it contains exactly p vertices. When a bin b is χ -saturated, we simply say bin b is *saturated*.

The following simple fact demonstrates why this notion might be interesting.

Fact 2.1. *If t bins are all saturated, then every color class contains t vertices in distinct bins. By connecting a new vertex to these t vertices, the algorithm is forced to use a new bin.*

The notion of saturated bins is already implicit in some previous works. For example, the so-called *two-sided colors*⁴ in [6] are saturated bins when $\chi = 2$. The construction in [6] forces many two-sided colors, i.e., many saturated bins. The proof of a lower bound in [8], which we mentioned earlier as an example that does *not* use the common create-and-merge components strategy directly, could be summarized as follows. The adversary has a strategy to force any algorithm to use perfectly p -saturated bins for $1 \leq p \leq \chi/2$. In [14], the lower bound construction does not necessarily force p -saturated bins, but seeks to create a situation where a weaker form of the Fact 2.1 is bound to appear.

In Section 4, we show that κ -CB adversary can successively force saturated bins on *FirstFit* for χ -colorable graphs. This leads to the algorithm being noncompetitive. Explicit examples of saturated bins can be seen in Figure 1 in Section 4. The construction of forcing saturated bins on *FirstFit* is generalized in Section 6 to work for all algorithms.

3 A New Type of Adversary

Let $cc(G)$ denote the number of connected components of graph G .

Definition 3.1. An adversary is said to be κ *components bounded*, or κ -CB, if the input graph G and the presentation order σ satisfy

$$\forall i \in [n] \quad cc(G \cap \sigma([i])) \leq \kappa. \quad (2)$$

⁴What is called by “colors” in [6], as in many other works, is what we call bins.

Let \mathcal{A} denote a deterministic online coloring algorithm. Define $\beta(\mathcal{A}, \kappa, G)$ to be the maximal number of bins \mathcal{A} has to use when a κ -CB adversary constructs the graph G . Let \mathcal{G} denote a class of graphs. Define

$$\beta(\mathcal{A}, \kappa, \mathcal{G}) = \sup_{G \in \mathcal{G}} \beta(\mathcal{A}, \kappa, G), \quad (3)$$

and

$$\beta(\kappa, \mathcal{G}) = \inf_{\mathcal{A}} \beta(\mathcal{A}, \kappa, \mathcal{G}). \quad (4)$$

Let $\chi \in \mathbb{N}$. By identifying χ with the class of graphs that are χ -colorable, the notation $\beta(\mathcal{A}, \kappa, \chi)$ and $\beta(\kappa, \chi)$ are defined via (3) and (4), respectively. Let **TREE** denote the class of graphs that are trees.

Different from traditional online coloring models, a feature of the κ -CB adversary model is that the number of vertices of a graph is *not necessarily* a parameter in the model. In this work, the κ -CB adversary is allowed to construct graphs with arbitrarily many vertices. We will be interested in understanding what the power and limitations are for an adversary who can use unlimited number of vertices but is κ -CB.

Lemma 3.1. *Let Ω denote the set of all possible graphs and let \mathcal{A} be an arbitrary algorithm. Then,*

$$\beta(\mathcal{A}, 1, \Omega) = \infty.$$

Proof. For every $n \in \mathbb{N}$, let K_n denote the complete graph on n vertices. Obviously, an adversary can present K_n in any presentation order while maintaining a single connected component. Thus, $\beta(\mathcal{A}, 1, K_n) \geq n$. As n is arbitrary, the result follows. \square

Hence, the κ -CB adversary model becomes interesting when we consider special classes of graphs. For example, $\beta(\text{FirstFit}, \kappa, 2)$ denotes the maximal number of bins that the κ -CB adversary can force *FirstFit* (see Algorithm 1) to use by constructing a bipartite graph.

4 *FirstFit* on χ -colorable Graphs, Triangle-Free Graphs, and Trees

In this section, we completely characterize the performance of *FirstFit* on χ -colorable graphs, triangle-free graphs, and trees for κ -CB adversaries. We begin with the following theorem, which completely determines $\beta(\text{FirstFit}, \kappa, \chi)$ for all $\kappa, \chi \in \mathbb{N}$.

Theorem 4.1. *Let $\kappa \in \mathbb{N}, \chi \in \mathbb{N}$.*

- (1) $\beta(\text{FirstFit}, \kappa, 1) = 1$ for every $\kappa \geq 1$;
- (2) $\beta(\text{FirstFit}, 1, 2) = 2$;
- (3) $\beta(\text{FirstFit}, 2, 2) = \infty$
- (4) $\beta(\text{FirstFit}, \kappa, \chi) = \infty$ for every $\kappa \geq 1$ and $\chi \geq 3$.

Proof.

- (1) The graphs that are 1-colorable and can be presented by a κ -CB adversary consist of up to κ isolated vertices. Clearly, *FirstFit* uses a single bin on such graphs.
- (2) A simple induction shows that *FirstFit* maintains a valid 2-coloring when a bipartite graph is revealed by a 1-CB adversary. Base case of a single vertex is trivial. In the inductive step, the newly arriving vertex has edges going to the “opposite” side of the bipartition (due to the 1-CB restriction). By the inductive assumption, those neighbors have been assigned to a single bin consistent with a valid 2-coloring, *FirstFit* correctly identifies the other bin for the new vertex.

- (3) Let n be even and consider the graph $G = (V, E)$ with the vertex set $V = \{v_i \mid i \in [n]\}$ and the edge set defined by connecting each vertex v_{2k-1} with $v_{2k'}$ for $k, k' \in [n/2]$ and $k \neq k'$. Since all edges go in between odd-indexed and even-indexed vertices, the graph is clearly bipartite. The adversary presents vertices in order $v_1, v_2, v_3, \dots, v_n$. This presentation order satisfies the 2-CB constraint: v_1 is initially in one connected component, when v_2 arrives it is isolated and forms the second component, and every future vertex has an edge either to v_1 or v_2 . An example of this graph for $n = 8$ is shown in Figure 1a.

Let $b(v)$ denote the bin that *FirstFit* assigns v to. We show by induction on $k \in [n/2]$ that $b(v_{2k-1}) = b(v_{2k}) = k$. The base case of $k = 1$ is trivial since when v_1 and v_2 arrive they are isolated nodes, so they are placed in bin 1 by *FirstFit*. In the inductive step, v_{2k-1} is connected to $v_{2k'}$ for $k' \in [k-1]$. By induction, $b(v_{2k'}) = k'$, therefore *FirstFit* assigns v_{2k-1} to a new bin k . A similar argument holds for the next arriving vertex v_{2k} .

As n can be arbitrary large, the result follows.

- (4) Since $\beta(\text{FirstFit}, \kappa, \chi)$ is non-decreasing with respect to both κ and χ , it suffices to show that $\beta(\text{FirstFit}, 1, 3) = \infty$. Let n be a multiple of 3 and consider the graph $G = (V, E)$ with the vertex set $V = \{v_i \mid i \in [n]\}$. The adversary presents vertices in order v_1, \dots, v_n . The edge set is defined by the following construction. As usual, we let $c(v)$ denote the color that the adversary maintains for vertex v , while $b(v)$ denotes the bin used by *FirstFit*.

The construction consists of two phases: the initial phase and the inductive phase. During the initial phase, the adversary presents a path of 6 vertices: $v_1, v_2, v_3, v_4, v_5, v_6$. Clearly, when v_1 arrives it is an isolated vertex, but each subsequent vertex v_i is revealed with a single edge to v_{i-1} . This clearly satisfies the 1-CB constraint. The adversary assigns colors $c(v_1) = c(v_4) = \text{red}$, $c(v_2) = c(v_5) = \text{green}$, and $c(v_3) = c(v_6) = \text{blue}$. This is a valid 3-coloring (although 2 colors are sufficient, the adversary uses more colors in anticipation of the inductive phase). *FirstFit* assigns bins $b(v_1) = b(v_3) = b(v_5) = 1$ and $b(v_2) = b(v_4) = b(v_6) = 2$. The result of the initial phase is that *FirstFit* ends up with 2 bins that are 3-saturated.

The inductive phase proceeds in rounds. In round $k \in [3, n/3]$, the vertex v_{3k-2} is revealed and its pre-neighborhood consists of vertices $v_{3k'-1}$ for $k' \in [k-1]$. Then the vertex v_{3k-1} is revealed and its pre-neighborhood consists of vertices $v_{3k'}$ for $k' \in [k-1]$. Lastly, the vertex v_{3k} is revealed and its pre-neighborhood consists of vertices $v_{3k'-2}$ for $k' \in [k-1]$. The adversary assigns $c(v_{3k-2}) = \text{red}$, $c(v_{3k-1}) = \text{green}$, and $c(v_{3k}) = \text{blue}$. By a straightforward induction, *FirstFit* assigns $b(v_{3k-2}) = b(v_{3k-1}) = b(v_{3k}) = k$: prior to round k , *FirstFit* has $k-1$ bins that are 3-saturated; during round k , *FirstFit* creates a new bin and places all three new vertices into that bin making it 3-saturated. The initial phase described in the previous paragraph establishes the base case of the induction.

The coloring maintained by the adversary is easily seen to be valid, since the color classes consist of vertices whose indices have the same remainder mod 3, while the edges are present only between two vertices whose indices have different remainders mod 3. The 1-CB constraint is clearly maintained during the inductive phase.

An example of this construction for $n = 12$ is shown in Figure 1b.

□

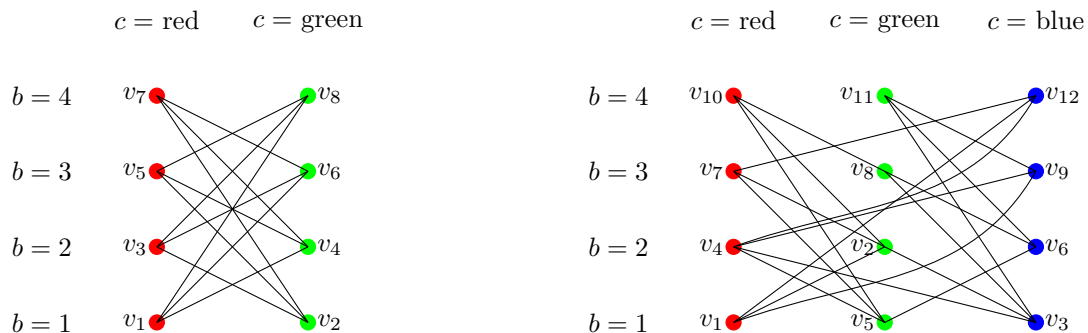
Observe that the construction in part (4) of Theorem 4.1 results in a triangle-free graph. Let **TRIANGLE-FREE** denote the class of triangle-free graphs. Thus, we immediately obtain the following.

Corollary 4.2. $\beta(\text{FirstFit}, 1, \text{TRIANGLE-FREE}) = \infty$.

Part (4) of Theorem 4.1 and Corollary 4.2 will be generalized in Section 6.

We conclude this section by giving a complete analysis of *FirstFit* on trees with respect to κ -CB adversary.

Theorem 4.3. $\beta(\text{FirstFit}, \kappa, \text{TREE}) = \kappa + 1$.



(a) An example of the adversarial graph with $n = 8$ that is used in the proof of part (3).

(b) An example of the adversarial graph with $n = 12$ that is used in the proof of part (4).

Figure 1: Examples of adversarial inputs used in the proof of Theorem 4.1. Columns indicate the coloring maintained by the adversary, while rows indicate the bins used by *FirstFit*.

Proof. The lower bound $\beta(\text{FirstFit}, \kappa, \text{TREE}) \geq \kappa + 1$ is witnessed by the so-called forest construction due to Bean [3] (also independently discovered in [7]). We claim that a κ -CB adversary can construct a forest consisting of κ trees $T_1, T_2, \dots, T_\kappa$ with the property that for each i the *FirstFit* algorithm uses color i on some vertex v_i belonging to the tree T_i . We first prove this claim and later see how it implies the lower bound.

The construction is recursive and so we prove the above statement by induction on κ . Base case is trivial: when $\kappa = 1$ the adversary can give a single isolated vertex. Assume that the statement is true for κ and we wish to establish it for $\kappa + 1$. The adversary begins by invoking induction and creating $T_1, T_2, \dots, T_\kappa$ such that for $i \in [\kappa]$ there is $v_i \in T_i$ such that $b(v_i) = i$ is assigned by *FirstFit*. Then, the adversary creates a new vertex u connected to all the v_i . This process, merges all existing trees into a single tree, which we call $T'_{\kappa+1}$. Moreover, this forces *FirstFit* to assign $b(u) = \kappa + 1$. This tree is set aside, and to satisfy the claim for $\kappa + 1$, the adversary invokes the induction again to create another set of trees T'_1, \dots, T'_κ with $v'_i \in T'_i$ such that $b(v'_i) = i$. Note that creating T'_i requires at most κ components, so the adversary is $(\kappa + 1)$ -CB (remember that we have an additional component $T'_{\kappa+1}$ set aside during the second invocation of induction). Moreover, note that $b(u) = \kappa + 1$, so the trees $T'_1, \dots, T'_{\kappa+1}$ satisfy the claim.

This claim implies the lower bound since the κ -CB adversary can present T_1, \dots, T_κ with $b(v_i) = i$ for some $v_i \in T_i$. In the last step, the adversary presents u connected to each v_i . This process does not increase the number of components and forces $b(u) = \kappa + 1$. An example of this construction is shown in Figure 2.

Next, we show the upper bound $\beta(\text{FirstFit}, \kappa, \text{TREE}) \leq \kappa + 1$. Suppose that *FirstFit* uses $m + 1$ bins for some m . Let v be the first vertex which is placed into bin $m + 1$ by *FirstFit*. By the definition of *FirstFit*, there are m vertices in the pre-neighborhood $N^-(v)$ that have been previously assigned to bins $1, 2, \dots, m$. Since the adversary is constructing a tree, there can be no cycle. Hence, these m vertices must be in distinct components, i.e., there are at least m distinct components. \square

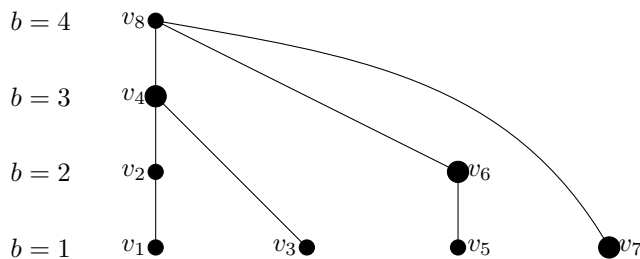


Figure 2: An example of the forest construction used in the proof of Theorem 4.3. The adversary presents the vertices in order: $v_1, v_2, v_3, \dots, v_8$. The *FirstFit* uses 4 bins while the adversary uses 3 connected components during this construction.

5 CBIP on Bipartite Graphs

This section contains the most technical result of this paper. We establish the tight bound of 2κ on the number of bins used by *CBIP* with respect to a κ -CB adversary on bipartite graphs and trees. This provides a finer understanding of the performance of *CBIP* and is particularly interesting in light of previous lower bounds. Recall that Gutowski et al. [6] proved that any online algorithm has to use at least $2 \log n - 10$ bins for coloring bipartite graphs with n vertices, which matches the upper bound on *CBIP* from [11] up to the additive constant -10 . The construction in [6] applied to *CBIP* (or even *FirstFit*) uses $\log n$ disjoint connected components to force $2 \log n$ bins. In particular, the main result of this section, which we state next, demonstrates that this is a necessary feature of their construction.

Theorem 5.1. $\beta(\text{CBIP}, \kappa, \text{TREE}) = \beta(\text{CBIP}, \kappa, 2) = 2\kappa$.

Proof. Since $\beta(\text{CBIP}, \kappa, 2) \geq \beta(\text{CBIP}, \kappa, \text{TREE})$, the lower bound follows from Lemma 5.2 and the upper bound follows from Lemma 5.3. \square

Observe that Theorem 5.1 implies that, in the class of bipartite graphs, worst case input already appears in *TREE* for *CBIP*.

We begin by establishing the lower bound used in the above theorem.

Lemma 5.2. $\beta(\text{CBIP}, \kappa, \text{TREE}) \geq 2\kappa$.

Proof. In this proof, the notation $r(T)$ is used to denote the root of a rooted tree T . The statement of the theorem is witnessed by the following recursive adversarial construction:

Base cases: T_1 is a rooted tree consisting of a single vertex. T_2 is a rooted tree consisting of one edge, where $r(T_2)$ is defined as the vertex that is assigned to bin 2 by *CBIP*.

Recursive step: let $i \geq 3$. To construct T_i the adversary does the following:

- (1) it constructs T_{i-1} ;
- (2) it constructs T_{i-2} ;
- (3) it presents a new vertex v connected via an edge to $r(T_{i-1})$ and via another edge to $r(T_{i-2})$.

The vertex from step (3) becomes the root $r(T_i)$ of the newly formed tree T_i .

As usual, let $b(v)$ denote the bin to which v is assigned by *CBIP*. For each i , let E_i denote the set of nodes that are at even distance from $r(T_i)$ in T_i . Similarly, let O_i denote the set of nodes at odd distance from $r(T_i)$ in T_i . We claim that for the above construction it holds that

- (i) $b(E_i) = [i] \setminus \{i-1\}$;
- (ii) $b(O_i) = [i-1]$;
- (iii) the construction of T_i satisfies the $\lfloor i/2 \rfloor$ -CB constraint.

We prove the above claim by strong induction on i . The statements are immediate for the base cases of T_1 and T_2 . Assume that the statement holds for all $j \leq i-1$ for some $i \geq 3$. Next, consider T_i . Examining the construction we obtain:

- $E_i = O_{i-2} \cup O_{i-1} \cup \{v\}$,
- $O_i = E_{i-2} \cup E_{i-1}$.

Using the inductive assumption, we have $b(E_{i-2}) = [i-2] \setminus \{i-3\}$ and $b(E_{i-1}) = [i-1] \setminus \{i-2\}$. Therefore, we have $b(O_i) = b(E_{i-2} \cup E_{i-1}) = [i-1]$ establishing part (ii) of the claim.

Using the inductive assumption again, we have $b(O_{i-2}) = [i-3]$ and $b(O_{i-1}) = [i-2]$. Therefore, $b(E_i \setminus \{v\}) = b(O_{i-2} \cup O_{i-1}) = [i-2]$.

CBIP uses the bipartition induced by E_i and O_i to decide how to color v . Specifically, *CBIP* uses the first available bin other than those in O_i . Therefore, since $b(O_i) = [i-1]$ we have $b(v) = i$. Combining it with the result from the previous paragraph, we get $b(E_i) = [i] \setminus \{i-1\}$ establishing part (i) of the claim.

As for the number of connected components used in the presentation of T_i , observe that step (1) uses $\lfloor (i-1)/2 \rfloor$ components by induction. After step (1), T_{i-1} is put aside as a separate component. Therefore, step (2) uses $1 + \lfloor (i-2)/2 \rfloor$ connected components (we invoked the inductive assumption one more time here). Step (3) of the construction does not require any additional components. Therefore, the total number of components is bounded by $\max(\lfloor (i-1)/2 \rfloor, 1 + \lfloor (i-2)/2 \rfloor)$. It is easy to see that this expression is exactly $\lfloor i/2 \rfloor$ by considering the cases of odd and even i separately. This establishes part (iii) of the claim.

Lastly, note that the claim implies that $CBIP$ uses 2κ bins on $T_{2\kappa}$ and that the presentation of $T_{2\kappa}$ satisfies the κ -CB constraint. \square

We finish this section with a matching upper bound for the class of bipartite graphs.

Lemma 5.3. $\beta(CBIP, \kappa, 2) \leq 2\kappa$.

Proof. Consider a certain point in execution of $CBIP$ on the input graph. As usual, let $b(v)$ denote the bin to which v is assigned by $CBIP$. We say that a connected component CC is of Type $1[\ell]$ if CC can be partitioned in two blocks A and B such that

- all edges go between A and B
- $b(A) = [\ell - 2]$
- $b(B) = [\ell - 1]$

Similarly, we say that a connected component CC is of Type $2[\ell]$ if CC can be partitioned in two blocks A and B such that

- all edges go between A and B
- $b(A) = [\ell - 2] \cup \{\ell\}$
- $b(B) = [\ell - 1]$

Figure 3 shows an example construction with two connected components of Type $2[4]$ and Type $1[5]$.

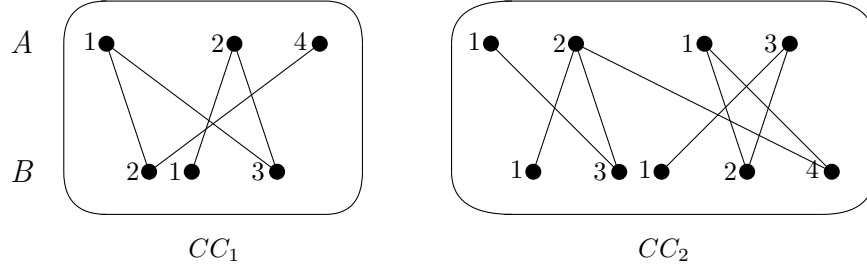


Figure 3: A snapshot of an execution of $CBIP$ on an input instance, with vertices presented in left-to-right order. At this step in the presentation, the graph contains two connected components CC_1 and CC_2 of Type $2[4]$ and Type $1[5]$ respectively. Labels indicate bins used by $CBIP$.

The high level idea is that the κ -CB adversary can only force components that are either of Type $1[\ell]$ or of Type $2[\ell]$ for some $\ell \leq 2\kappa$. Before we prove it formally, we observe that when a new vertex v arrives, it can either (1) be an isolated vertex (taken to be of Type $1[2]$), (2) be added to an existing component, or (3) be used to merge two or more existing components. Formally, we say that components CC_1, CC_2, \dots, CC_j get *merged* at time t if vertex $v = \sigma(t)$ satisfies $N^-(v) \cap CC_i \neq \emptyset$ for $i \in [j]$, and CC_i were distinct connected components at time $t - 1$.

We record what happens to types of components after each of the above operations (1), (2) and (3). During operation (1), a new vertex of Type $1[\ell]$ for $\ell = 2$ is added. Clearly, $\ell \leq 2\kappa$ for any $\kappa \geq 1$. Next, we consider operation (2), i.e., when a new vertex v gets added to a component CC . We assume that the two blocks of vertices of CC are A and B and that they satisfy the conditions of Type 1 or 2. The resulting component is called CC' . The changes to types after vertex v is presented are recorded in Table 1.

Finally, we consider what happens when a vertex v is used to merge two or more components. We distinguish four types of components, the numbers of which are denoted by k_1, k_2, k_3 , and k_4 , respectively:

Table 1: Type changes for case (1), i.e., when v is added to an existing component.

v is connected to	Type of CC	Type of CC'
A	$1[\ell]$	$1[\ell]$
A	$2[\ell]$	$2[\ell]$
B	$1[\ell]$	$2[\ell]$
B	$2[\ell]$	$2[\ell]$

1. CC_i^A of Type $1[\ell_i^A]$ for $i \in [k_1]$. Vertex v has a neighbor on the A -side of such components.
2. CC_i^B of Type $1[\ell_i^B]$ for $i \in [k_2]$. Vertex v has a neighbor on the B -side of such components.
3. CC_i^A of Type $2[\ell_i^A]$ for $i \in [k_3]$. Vertex v has a neighbor on the A -side of such components.
4. CC_i^B of Type $2[\ell_i^B]$ for $i \in [k_4]$. Vertex v has a neighbor on the B -side of such components.

Let $m = \max\{\ell_{i_1}^A, \ell_{i_2}^B, \ell_{i_3}^A, \ell_{i_4}^B : i_1 \in [k_1], i_2 \in [k_2], i_3 \in [k_3], i_4 \in [k_4]\}$. We call m the *type parameter* of the partially constructed input graph.

We say that a block A or B of a particular component being merged is on the opposite side of v if v has a neighbor among the vertices of the block. Otherwise, we say that the block is on the same side as v . For example, block A of CC_i^A component is on the opposite side of v , whereas block B of the same component is on the same side as v . Let S_{-v} denote the set of bins already used for the vertices of blocks on the opposite side of v , and let S_v denote the set of bins already used for the vertices of blocks on the same side as v . By the definitions of Type 1 and 2 components as well as m , it is easy to see that each of S_v, S_{-v} can be only one of the following four options: $[m-2], [m-1], [m-2] \cup \{m\}, [m]$. This reduces the problem of computing the type of the merged component to analyzing 16 cases. For example, if $S_{-v} = [m-2]$ and $S_v = [m-2]$ then vertex v will be assigned bin $m-1$ and the merged component will be of Type $1[m]$ since it will have one side with bins $[m-2]$ and the opposite side with bins $[m-1]$. We denote the merged component by CC' and Table 2 summarizes all of the 16 cases.

Table 2: Type changes for case (2), i.e., when v is used to merge some existing components.

S_{-v}	S_v	Possible?	Bin of v	Type of CC'
$[m-2]$	$[m-2]$	yes	$m-1$	$1[m]$
$[m-2]$	$[m-1]$	yes	$m-1$	$1[m]$
$[m-2]$	$[m-2] \cup \{m\}$	no	NA	NA
$[m-2]$	$[m]$	no	NA	NA
$[m-1]$	$[m-2]$	yes	m	$2[m]$
$[m-1]$	$[m-1]$	yes	m	$1[m+1]$
$[m-1]$	$[m-2] \cup \{m\}$	yes	m	$2[m]$
$[m-1]$	$[m]$	yes	m	$1[m+1]$
$[m-2] \cup \{m\}$	$[m-2]$	no	NA	NA
$[m-2] \cup \{m\}$	$[m-1]$	yes	$m-1$	$2[m]$
$[m-2] \cup \{m\}$	$[m-2] \cup \{m\}$	no	NA	NA
$[m-2] \cup \{m\}$	$[m]$	no	NA	NA
$[m]$	$[m-2]$	no	NA	NA
$[m]$	$[m-1]$	yes	$m+1$	$2[m+1]$
$[m]$	$[m-2] \cup \{m\}$	no	NA	NA
$[m]$	$[m]$	yes	$m+1$	$1[m+2]$

The reason that certain combinations in Table 2 are impossible is that if one side is colored with bins $[m]$ then the opposite side must use bin $m-1$ (because of how *CBIP* works).

Observe that from Table 2, the type parameter of CC' can either stay the same, increase by additive 1, or increase by additive 2. Furthermore, it can be directly verified from the table that an increase is possible only if there are at least two components having type parameters not less than $m - 1$. We refer to this property as the *continuity of the type parameter*.

Assume that the input graph G and the presentation order σ satisfy the κ -CB condition, then the above observations imply the following statements:

- (i) $\forall i$ we have $G \cap \sigma([i])$ consists of Type $1/2[\ell]$ components for $\ell \leq 2\kappa$;
- (ii) $\forall i$ there can be at most one component that is of one of the following four types: Type $1[2\kappa - 1]$, Type $1[2\kappa]$, Type $2[2\kappa - 1]$, Type $2[2\kappa]$.

Note that (i) immediately implies the statement of this lemma.

These statements can be proved by induction on κ . The base case $\kappa = 1$ is easy to verify. Indeed, if $i = 1$, i.e., there is just a single vertex, then it is of Type $1[2]$. Consider $i \geq 2$. Observe that for $\kappa = 1$ the algorithms *CBIP* and *FirstFit* have identical behavior. Therefore, (2) in Theorem 4.1 shows (i) is true, and the single component is of Type $2[2]$. Hence, (ii) is true.

We proceed to the induction step. Assume (i) and (ii) are true for κ , we consider the case $\kappa + 1$. First, we show (ii). Let CC_1 be the first component that is of one of the following types: Type $1[2\kappa + 1]$, Type $1[2\kappa + 2]$, Type $2[2\kappa + 1]$, Type $2[2\kappa + 2]$. Since the adversary is $(\kappa + 1)$ -CB, the existence of CC_1 implies that the adversary becomes κ -CB when creating any new component that is disjoint from CC_1 . By the induction assumption, the adversary can only create components that are of Type $1/2[\ell]$ for $\ell \leq 2\kappa$. This proves (ii). Next we show (i). By the *continuity of the type parameter*, in order for the type parameter to go beyond $2\kappa + 2$ there need to be at least two components both having type parameters not less than $2\kappa + 1$. By (ii), this is impossible, so (i) is true. \square

6 Lower Bounds for Several Graph Classes

In this section we establish non-existence of competitive algorithms against κ -CB adversaries for various classes of graphs. We begin by establishing a strong non-competitiveness result for χ -colorable graphs for $\chi \geq 3$. This generalizes part (4) of Theorem 4.1 to arbitrary algorithms.

Theorem 6.1. $\beta(1, \chi) = \infty$ for every $\chi \geq 3$.

Proof. Since $\beta(1, \chi)$ is non-decreasing in χ , it suffices to prove that $\beta(1, 3) = \infty$. Fix an arbitrary coloring algorithm \mathcal{A} . We show that for every $t \in \mathbb{N}$, a 1-CB adversary can construct a 3-colorable graph G so that \mathcal{A} uses at least t different bins to color vertices in G . It may be helpful to consult Figure 4 while reading this proof.

The construction of G proceeds in layers, which we denote by L_1, L_2, \dots, L_{t-1} . Vertices (and their pre-neighborhoods) in L_1 are presented first, followed by L_2 , and so on. The construction stops as soon as \mathcal{A} uses t distinct bins, which may happen before L_{t-1} and will be guaranteed to happen in L_{t-1} .

Each layer consists of “sufficiently many” vertices, meaning that there should be enough vertices in lower layers to guarantee that the construction of higher layers goes through. Initially, we don’t quantify “sufficiently many,” although we shall give some estimates on sizes of layers at the end of this proof.

Layer L_1 is simply a path P of sufficiently large length ℓ_1 . The adversary presents the vertices in P in the order in which they appear on the path. There are two possibilities: (i) \mathcal{A} already uses at least t bins to color P ; (ii) \mathcal{A} uses fewer than t bins to color P . In case (i) the construction is over and the adversary has achieved its goal.

Next, we handle case (ii). Observe that \mathcal{A} has to use at least two different bins to color P correctly. Consider two bins b_1 and b_2 with the most number of vertices assigned to them by \mathcal{A} . Let the sets of nodes assigned to those bins be B_1 and B_2 , respectively, with $|B_1| \geq |B_2|$. The definition of case (ii) implies that $|B_1| \geq \ell_1/t$. Since P is a path, no bin can contain more than $\ell_1/2 + 1$ nodes. Thus, the number of nodes not in B_1 is at least $\ell_1/2 - 1$. Since they are partitioned among at most $t - 1$ bins, including B_2 , and B_2 is most populous then $|B_2| \geq (\ell_1/2 - 1)/(t - 1) = (\ell_1 - 2)/(2t - 2)$. Next, we select subsets $B'_1 \subseteq B_1$ and $B'_2 \subseteq B_2$ so that all the nodes in $B'_1 \cup B'_2$ are non-adjacent in P and $|B'_1| = |B'_2| = \ell_1/(10t)$. This can be

done as follows: alternatively pick a node from B_1 or B_2 to include in B'_1 or B'_2 , respectively, and remove its neighbors from B_2 or B_1 , respectively. Each pair of such steps includes one vertex into B'_1 and one vertex into B'_2 removing at most 3 vertices from each B_1 and B_2 from future considerations. Thus, this can go on for at least $|B_2|/3 \geq \ell_1/(10t)$ rounds. In conclusion, we end up with sets of nodes B'_1 and B'_2 such that

- all nodes in B'_i are placed in bin b_i by \mathcal{A} , where $i \in \{1, 2\}$;
- $|B'_1| = |B'_2| = \ell_1/(10t)$.

In particular, the second item implies that $|B'_1|$ and $|B'_2|$ can be assumed to be sufficiently large.

Construction of each following layer L_i for $i \geq 2$ either terminates early because \mathcal{A} used at least t different bins or forces \mathcal{A} to assign sufficiently many vertices to bin b_{i+1} . We shall denote the set of such vertices⁵ B'_{i+1} for layer L_i . Assuming that the construction hasn't terminated in layer L_{i-1} , the next layer L_i is constructed by the adversary by repeating the following steps sufficiently many times:

- (1) the adversary chooses vertices $u_j \in B'_j$ for all $j \leq i$ arbitrarily;
- (2) the adversary presents a new vertex v with pre-neighborhood $\{u_1, \dots, u_i\}$;
- (3) the adversary updates $B'_j \leftarrow B'_j \setminus \{u_j\}$ for all $j \leq i$.

Due to step (3) we say that v consumes nodes u_j from B'_j for $j \in [i]$. Observe that step (2) guarantees that \mathcal{A} has to assign v to a bin other than b_1, \dots, b_i . Just as for layer L_1 , if \mathcal{A} uses t different bins in this layer then we are done. Otherwise, let b_{i+1} be the bin that has the most number of vertices assigned to it in layer L_i . If the adversary presents ℓ_i vertices in layer L_i then the number of vertices assigned to b_{i+1} is at least ℓ_i/t . We let B'_{i+1} be an arbitrary subset of such vertices of size exactly ℓ_i/t .

This construction continues until layer L_{t-1} where the adversary can present a single node according to the above scheme forcing \mathcal{A} to assign it to a new bin b_t . Overall, \mathcal{A} then uses t different bins, namely, b_1, \dots, b_t .

To guarantee that step (1) in the above construction always works, we need to make sure that all sets B'_j are sufficiently large for this construction to reach layer L_{t-1} . This is possible provided that for $i \geq 2$ we have $|B'_{i+1}| \geq \sum_{j=i+1}^{t-1} \ell_j$ since each node in a layer above i consumes one node from B'_i (step (3) of the above construction). We also need a similar condition for layer 1, namely, that $|B'_2| = |B'_1| \geq \sum_{j=2}^{t-1} \ell_j$. Thus, we end up with the following system of inequalities:

- $\ell_{t-1} = 1$;
- $\ell_i/t \geq \sum_{j=i+1}^{t-1} \ell_j$ for $i \in \{2, 3, \dots, t-2\}$;
- $\ell_1/(10t) \geq \sum_{j=2}^{t-1} \ell_j$.

It is straightforward to check that $\ell_{t-1} = 1$, $\ell_i = t(t+1)^{t-i-2}$ for $i \in [2, t-2]$ and $\ell_1 = 10t(t+1)^{t-3}$ is a valid solution to the above system. Thus, a feasible construction can be carried out by the adversary. The total number of nodes in this construction is at most $20t(t+1)^{t-3}$.

Observe that the construction clearly satisfies the 1-CB constraint, since layer L_1 is presented as a single connected component and every vertex in a higher layer is adjacent to a vertex in layer L_1 .

We also note that the construction creates an *almost-forest*. More specifically, call the vertex v in step (2) of the above construction the *parent* of the corresponding u_j for $j \in [i]$ chosen in step (1). Observe that due to step (3), each vertex has at most one parent. Therefore, the only thing preventing this construction from being a forest is layer L_1 , which can be thought of as a path going through all the leaves of the forest. This implies that the constructed graph is 3-colorable. Consider the subgraph obtained by removing all edges in layer L_1 along with all vertices that do not have parents. Since it is a forest, it is 2-colorable. Moreover, any valid 2-coloring of this subgraph is also a partial valid 2-coloring of the entire graph since we chose B'_1 and B'_2 to be non-adjacent. We can then extend this partial coloring to a complete 3-coloring of the entire graph by using a greedy strategy. Note that uncolored vertices in L_1 have degree at most 2, so a greedy coloring would use at most 3 colors. \square

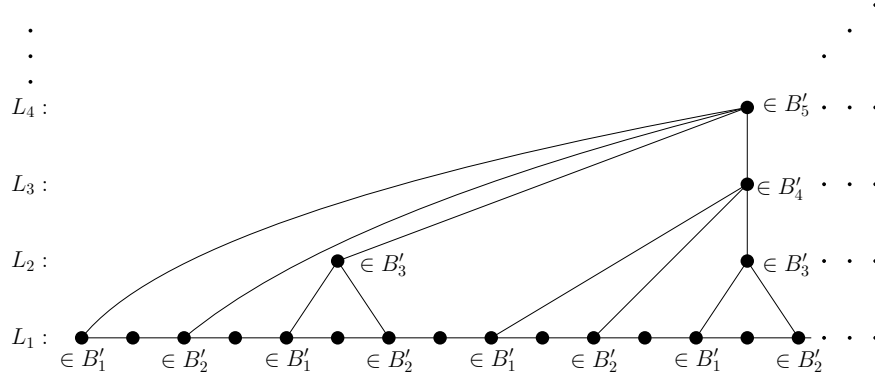


Figure 4: Example of the construction used in Theorem 6.1. This is a hypothetical example for some \mathcal{A} that assigns bins to vertices according to the figure.

The above construction can be modified so that either \mathcal{A} uses t bins or the adversary can successively force saturated bins. For example, the adversary can extend the level L_1 and repeat the construction on the extended part. The adversary can do this sufficiently many times and recolor each copy so that saturated bins are forced.

The rough estimates on sufficient lengths of layers presented in the above proof immediately lead to the following quantitative version of the result.

Corollary 6.2. *The 1-CB adversary can construct a 3-colorable graph on n vertices so that any online coloring algorithm uses at least $\Omega(\log n / \log \log n)$ bins.*

Next, we note that the construction from Theorem 6.1 is quite robust. It can be modified in various ways to obtain similar non-competitiveness results for other classes of graphs. We first define the relevant classes.

C_k -FREE: the class of graphs that do not contain cycle of length k as a (not necessarily induced) subgraph.

d -INDUCTIVE: the class of d -inductive graphs, i.e., those graphs whose vertices can be numbered so that each vertex has at most d adjacent vertices among higher numbered vertices.

PLANAR: the class of planar graphs.

TREEWIDTH- k : the class of graphs of treewidth at most k .

We are now ready to state and prove the following corollary of the construction from Theorem 6.1.

Corollary 6.3.

1. $\beta(1, C_k\text{-FREE}) = \infty$ for every $k \geq 3$.
2. $\beta(1, d\text{-INDUCTIVE}) = \infty$ for every $d \geq 2$.
3. $\beta(1, \text{PLANAR}) = \infty$.
4. $\beta(1, \text{TREEWIDTH-}k) = \infty$ for every $k \geq 5$.

Proof.

1. Since the construction in Theorem 6.1 is an almost-forest, the only cycles present are those using edges in layer L_1 . By making L_1 longer we could insist that nodes in B'_1 and B'_2 are at least distance k apart: modify the procedure for selecting nodes into B'_1 or B'_2 by picking a node from B_1 or B_2 respectively and removing all nodes at distance k from it from B_1 and B_2 . This modification insures that all cycles are of length greater than k .

⁵Note that the index of B'_{i+1} is off by one with respect to the index of layer L_i with which it is associated. This happens for $i \geq 2$ since layer L_1 has two sets B'_1 and B'_2 associated with it.

2. Observe that the construction is 2-inductive: number vertices in the order in which they appear. Each vertex in layer L_i for $i \geq 2$ has at most one neighbor among higher numbered vertices, namely, the vertex which we called the parent. A vertex in L_1 potentially has 2 adjacent higher numbered vertices: at most one parent in layer L_i for $i \geq 2$ and at most one neighbor in layer L_1 which follows it in the path.
3. Since the construction in Theorem 6.1 is an almost-forest and the forest part is planar, we just need to make sure that the path in L_1 does not break planarity. We could draw a plane embedding of the forest part and order leaves clockwise. If the vertices in L_1 appear in the order consistent with this clockwise ordering of leaves then planarity can be maintained while adding nodes and edges from L_1 back into the picture. Unfortunately, the clockwise ordering of leaves in plane embedding might be inconsistent with the ordering of these leaves along the path in L_1 . Fortunately, it is possible to adjust the construction to guarantee that the two orders are consistent. Completely formal proof of this is rather tedious, so we give a high level description instead.

First, note that there is a single tree T such that for every algorithm \mathcal{A} the forest-part of the construction produced for \mathcal{A} is a subgraph of T , where the leaves are labelled as either B'_1 or B'_2 vertices. Second, we could consider the plane embedding of T and the clockwise ordering of leaves induces a sequential pattern of inter-mixed labels B'_1 and B'_2 . Third, observe that by letting the path P in L_1 be sufficiently long and taking a subset of B_1 and B_2 appropriately, any sequential pattern of inter-mixed labels B'_1 and B'_2 can be generated along the path P in L_1 . Therefore, the adversary can always generate B'_1 and B'_2 respecting the same sequential pattern as induced by the clockwise ordering of leaves in the plane embedding of T . This is how the adversary generates L_1 in the modified construction. The adversary proceeds generating the subgraph of T as before, but it uses T as a guide: vertex v from step (2) of the construction can be mapped to a node in T and the children of v in T dictate which nodes $\{u_j\}$ are chosen in step (1) of the construction. An illustration is given in Figure 5. This completes the argument.

4. Observe that the modified construction from the previous item is 2-outerplanar since after removing the vertices in L_1 we are left with a graph where every vertex is adjacent to the unbounded face. Therefore by the result of Bodlaender [5] the construction has treewidth at most 5.

□

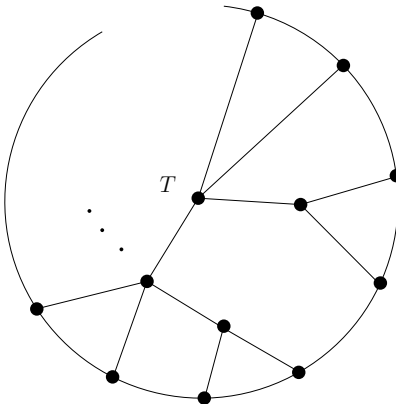


Figure 5: Example of the construction used in parts 3 and 4 of Corollary 6.3. The vertices appearing on the circle are precisely the B'_1 and B'_2 subsets of L_1 vertices. Other L_1 vertices are not shown, but they can be visualized as being interspersed between them. Observe that the graph is planar and 2-outerplanar.

7 Conclusion and Open Problems

We have introduced a new type of adversary for online graph problems and studied online coloring with respect to this adversary. This led to an improved understanding of the properties of the two widely studied online coloring algorithms *FirstFit* and *CBIP*. Furthermore, when the adversary is κ -CB for $\kappa = O(1)$, Theorems 5.1 and 6.1 show a sharp contrast between bipartite graphs, for which the *CBIP* uses only $O(1)$ bins, and 3-colorable graphs for which any algorithm has to use infinitely many bins. While our work suggests many directions for future research, we find the following questions particularly intriguing:

1. What is $\beta(1, \text{TREEWIDTH-}k)$ for $k \in \{2, 3, 4\}$?
2. What is the performance of the algorithm in Lovasz et al. [11] under the κ -CB adversary?
3. We allow the adversary to use an unlimited number of vertices. A natural extension of our work is to study the dependence on n while the adversary is κ -CB. Corollary 6.2 is a step in that direction. For 3-colorable graphs, when the adversary is unconstrained, a lower bound $\Omega(\log^2 n)$ from [14] and an upper bound $O(n^{2/3} \log^{1/3} n)$ from [10] are known. The upper bound from [10] holds for κ -CB adversary. Could Corollary 6.2 be improved to at least $\Omega(\log^2 n)$ for 3-colorable graphs?
4. What is the performance of randomized online coloring algorithms under the κ -CB adversary? When the adversary is unconstrained, there is a randomized algorithm [14] that uses $O(\sqrt{n \log n})$ bins for 3-colorable graphs. Is it possible to improve this upper bound if the adversary is, e.g., 1-CB?
5. For a graph G and presentation order σ define $\kappa(G, \sigma) = \max_i cc(G \cap \sigma([i]))$. What is the behaviour of $\kappa(G, \sigma)$ in real-world instances? As we mention in the introduction, it is expected that $\kappa(G, \sigma)$ is “small” for social networks. How “small” is it actually? What are typical values of $\kappa(G, \sigma)$? For a class of real-world instances for a particular application (such as transportation networks, social networks, or electrical networks), do $\kappa(G, \sigma)$ values follow some well-defined distribution?
6. One can study the power and limitations of the κ -CB adversary in other related models, e.g., online algorithms with advice, streaming algorithms, temporal or dynamic graphs algorithms. Interactions between various features of those models and the κ -CB constraint might lead to new algorithms or finer understanding of existing algorithms.
7. Last but definitely not least, it would be rather interesting to study other online graph problems under the κ -CB adversary.

References

- [1] Susanne Albers and Sebastian Schraink. Tight bounds for online coloring of basic graph classes. In *25th Annual European Symposium on Algorithms (ESA 2017)*. Schloss Dagstuhl-Leibniz-Zentrum fuer Informatik, 2017.
- [2] Albert-László Barabási and Réka Albert. Emergence of scaling in random networks. *Science*, 286(5439):509–512, 1999.
- [3] Dwight R Bean. Effective coloration. *The Journal of Symbolic Logic*, 41(2):469–480, 1976.
- [4] Maria Paola Bianchi, Hans-Joachim Böckenhauer, Juraj Hromkovič, and Lucia Keller. Online coloring of bipartite graphs with and without advice. *Algorithmica*, 70(1):92–111, 2014.
- [5] Hans L. Bodlaender. A partial k-arboretum of graphs with bounded treewidth. *Theoretical Computer Science*, 209(1):1 – 45, 1998.
- [6] Grzegorz Gutowski, Jakub Kozik, Piotr Micek, and Xuding Zhu. Lower bounds for on-line graph colorings. In *International Symposium on Algorithms and Computation*, pages 507–515. Springer, 2014.

- [7] András Gyárfás and Jenő Lehel. On-line and first fit colorings of graphs. *Journal of Graph theory*, 12(2):217–227, 1988.
- [8] Magnús M Halldórsson and Mario Szegedy. Lower bounds for on-line graph coloring. In *Proceedings of the third annual ACM-SIAM symposium on Discrete algorithms*, pages 211–216. Society for Industrial and Applied Mathematics, 1992.
- [9] Hal A Kierstead. Coloring graphs on-line. In *Online Algorithms*, pages 281–305. Springer, 1998.
- [10] Hal A Kierstead. On-line coloring k-colorable graphs. *Israel Journal of Mathematics*, 105(1):93–104, 1998.
- [11] László Lovász, Michael Saks, and William T Trotter. An on-line graph coloring algorithm with sublinear performance ratio. *Discrete Mathematics*, 75(1-3):319–325, 1989.
- [12] Mark Newman. *Networks: An Introduction*. Oxford University Press, Inc., USA, 2010.
- [13] Björn Steffen. Advice complexity of online graph problems. 2014.
- [14] S Vishwanathan. Randomized online graph coloring. In *Proceedings [1990] 31st Annual Symposium on Foundations of Computer Science*, pages 464–469. IEEE, 1990.