

Time-reversal invariant and fully gapped unconventional superconducting state in the bulk of the topological $\text{Nb}_{0.25}\text{Bi}_2\text{Se}_3$

Debarchan Das,¹ K. Kobayashi,² M. P. Smylie,³ C. Mielke III,¹ T. Takahashi,² K. Willa,⁴ J.-X. Yin,⁵ U. Welp,⁶ M.Z. Hasan,⁵ A. Amato,¹ H. Luetkens,¹ and Z. Guguchia^{1,*}

¹Laboratory for Muon Spin Spectroscopy, Paul Scherrer Institute, CH-5232 Villigen PSI, Switzerland

²Research Institute for Interdisciplinary Science, Okayama University, Okayama, 700-8530, Japan

³Department of Physics and Astronomy, Hofstra University, Hempstead, New York 11549

⁴Institute for Solid State Physics, Karlsruhe Institute of Technology, Karlsruhe D-76021, Germany

⁵Laboratory for Topological Quantum Matter and Spectroscopy,

Department of Physics, Princeton University, Princeton, New Jersey 08544, USA

⁶Materials Science Division, Argonne National Laboratory, 9700 S. Cass Ave., Lemont, Illinois 60439

Recently, the niobium (Nb)-doped topological insulator Bi_2Se_3 , in which the finite magnetic moments of the Nb atoms are intercalated in the van der Waals gap between the Bi_2Se_3 layers, has been shown to exhibit both superconductivity with $T_c \simeq 3$ K and topological surface states. Here we report on muon spin rotation experiments probing the temperature- and field-dependent of effective magnetic penetration depth $\lambda_{eff}(T)$ in the layered topological superconductor candidate $\text{Nb}_{0.25}\text{Bi}_2\text{Se}_3$. The exponential temperature dependence of $\lambda_{eff}^{-2}(T)$ at low temperatures suggests a fully gapped superconducting state in the bulk with the superconducting transition temperature $T_c = 2.9$ K and the gap to T_c ratio $2\Delta/k_B T_c = 3.95(19)$. We also revealed that the ratio T_c/λ_{eff}^{-2} is comparable to those of unconventional superconductors, which hints at an unconventional pairing mechanism. Furthermore, time reversal symmetry breaking was excluded in the superconducting state with sensitive zero-field μSR experiments. We hope the present results will stimulate theoretical investigations to obtain a microscopic understanding of the relation between superconductivity and the topologically non-trivial electronic structure of $\text{Nb}_{0.25}\text{Bi}_2\text{Se}_3$.

PACS numbers: 76.75.+i, 74.20.Mn, 74.25.-q, 74.25.Op

I. INTRODUCTION

Topological superfluidity, and superconductivity, are well-established phenomena in condensed matter systems. A very good example of a topological system is the A-phase of superfluid helium-3 [1] which is a charge neutral topological superfluid. Topological superconductors (TSCs) are special families of those materials with unique electronic states, a full pairing gap in the bulk and gapless surface states consisting of Majorana fermions (MFs) [2–6]. Due to their scientific importance and potential applications in quantum computing, MFs have attracted lots of attention recently [7–9]. This stimulating aspect of TSC motivated the condensed matter community to design novel topological systems by inducing superconductivity in a material with a non-trivial topological band structure. Ways to realise TSC include through the proximity at the interface between s -wave superconductors and topological insulators (TIs) with large spin-orbit coupling [9], at superconductor-magnet interfaces (1D chiral Majorana edge states) and at SC-TI-SC Josephson junctions (1D helical Majorana edge states). Another pathway to design TSC is to induce superconductivity in the bulk of TIs by doping, intercalation or pressure [10–14]. Currently, there are few potential material candidates for bulk TSC, obtained by following the latter approach:

Sr_2RuO_4 [15], which is generally believed to be a topological time reversal symmetry (TRS) breaking superconductor, the Weyl semimetal $T_d\text{-MoTe}_2$ [16], which is reported to be a TRS invariant topological superconductor, and Cu/Sr/Nb-doped Bi_2Se_3 created from one of the most studied TI Bi_2Se_3 [17–24], which is reported to be a nematic [25] superconductor. The distinguishing feature of the Bi_2Se_3 -derived superconductors is the emergence of a pronounced two-fold in-plane anisotropy of all superconducting properties [26] even though the crystal structure has three-fold symmetry (Fig. 1a). This so-called nematic behavior was ascribed to an unconventional odd-parity two-component superconducting order parameter of E_u symmetry which preserves time reversal symmetry [14, 25, 27, 28]. The two-components, Δ_{4x} and Δ_{4y} , are characterized by two in-plane point nodes and deep minima, respectively, defining the nematic axis.

In this framework, the Nb-doped Bi_2Se_3 system appears to be unique because macroscopic magnetic ordering below the superconducting critical temperature of 3.2 K has been reported [29] indicating a spontaneous spin rotation symmetry breaking of the Nb magnetic moments and TRS breaking. Nevertheless, detailed experimental studies involving, magnetoresistance, surface sensitive penetration depth measurements and Andreev reflection spectroscopy corroborate the existence of a nematic phase in Nb-doped Bi_2Se_3 system [21, 22, 30–32]. Due to the relatively large superconducting volume fraction in Nb-doped Bi_2Se_3 compared to its Cu-counterpart, it can be an ideal material to investigate the supercon-

*Electronic address: zurab.guguchia@psi.ch

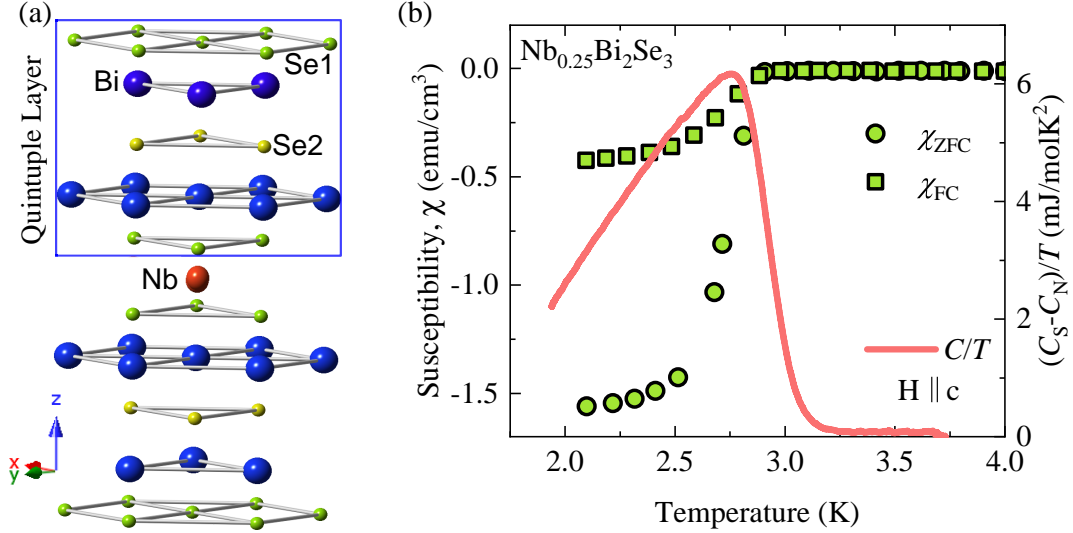


FIG. 1: (Color online) **Crystal structure and bulk superconducting transition for $\text{Nb}_{0.25}\text{Bi}_2\text{Se}_3$.** (a) Crystal structure of Nb doped Bi_2Se_3 emphasizing the position of Nb intercalation between Bi_2Se_3 layers (highlighted as Quintuple layer). (b) Temperature dependence of dc magnetic susceptibility (left axis) in $H(\parallel c) = 1$ mT and zero-field superconducting part of the specific heat divided by temperature (right axis) for the single crystalline sample of $\text{Nb}_{0.25}\text{Bi}_2\text{Se}_3$. The susceptibility and specific heat measurements show similar transition temperature (~ 2.9 K).

ducting properties in detail enabling further insight into the physics of TSC. However, there are limited experimental studies reported exploring the bulk superconducting properties of this system. Thus, thorough exploration of superconductivity on the microscopic level in the bulk of $\text{Nb}_{0.25}\text{Bi}_2\text{Se}_3$ from both experimental and theoretical perspectives are required. In this regard, we concentrate on muon spin rotation/relaxation/resonance (μSR) measurements of the magnetic penetration depth λ in $\text{Nb}_{0.25}\text{Bi}_2\text{Se}_3$, which is one of the fundamental parameters of a superconductor, since it is related to the superfluid density n_s via $1/\lambda^2 = \mu_0 e^2 n_s / m^*$ (where m^* is the effective mass). Most importantly, the temperature dependence of λ is particularly sensitive to the structure of the SC gap. Moreover, zero-field μSR is a very powerful tool for detecting a spontaneous magnetic field due to TRS breaking in exotic superconductors, because internal magnetic fields as small as 0.1 G are detected in measurements without applying external magnetic fields.

We report on fully gapped and a time reversal invariant superconducting state in the bulk of topological system $\text{Nb}_{0.25}\text{Bi}_2\text{Se}_3$. We evaluated the higher limit of the zero-temperature penetration depth to be $\sim 930(10)$ nm. Interestingly, the T_c/λ_{eff}^{-2} ratio is comparable to those of unconventional superconductors. The relatively high T_c for small carrier density may hint at an unconventional pairing mechanism in $\text{Nb}_{0.25}\text{Bi}_2\text{Se}_3$.

II. EXPERIMENTAL DETAILS

The details of the synthesis of the single crystal samples of $\text{Nb}_{0.25}\text{Bi}_2\text{Se}_3$ are reported elsewhere [23]. High purity samples were produced by properly selecting the crystals from the melt. Magnetization, X-ray diffraction, and specific heat experiments were performed on the single crystals, while μSR experiments were measured on powdered crystals from the same batch. X-ray diffraction analysis confirmed that the synthesized samples are single phase materials. The magnetization measurements were performed in a commercial SQUID magnetometer (*Quantum Design* MPMS-XL). AC specific heat was measured on a SiN membrane-based nanocalorimeter platform[33]. The temperature dependence of the superconducting contribution [34] (the normal state electronic specific heat is subtracted) was extracted by subtracting data with $H(\parallel c) = 1$ T from the zero-field data [35]. The specific heat was scaled to match the published data[32] in the normal state as a precise determination of the sample volume was not possible due to the small mass of the sample.

Transverse-field (TF) and Zero-field (ZF) μSR experiments were performed at the πE1 beamline of the Paul Scherrer Institute (Villigen, Switzerland), using the Dolly spectrometer. The sample was pressed into a 5 mm pellet and mounted on a Cu holder using GE varnish. This holder assembly was then fixed to the ^3He cryostat. The Spectrometer is equipped with a standard veto setup providing a low-background μSR signal. All TF experiments were carried out after a field-cooling procedure in the temperature range of 0.26 - 5 K. The μSR time spectra

were analyzed using the free software package MUSRFIT [36].

III. RESULTS

Figure 1a shows the anisotropic layered rhombohedral crystal structure of Nb-intercalated Bi_2Se_3 . Nb atoms are residing in van der Waals gap between adjacent Bi_2Se_3 quintuple Se-Bi-Se-Bi-Se layers (five covalently bonded atomic sheets) as shown in the figure. The quintuple layers are weakly bonded together by van der Waals interaction. The left axis of Fig 1b shows the temperature dependence of field cooled (FC) and zero field cooled (ZFC) magnetic susceptibility $\chi(T)$ for the single crystal in an applied magnetic field of $H(\parallel c) = 1$ mT. A clear diamagnetic transition appears in both FC and ZFC plots with a critical temperature $T_c \simeq 2.9$ K and with 100 % superconducting volume fraction, confirming the onset of bulk superconductivity in studied $\text{Nb}_{0.25}\text{Bi}_2\text{Se}_3$. To elucidate the intrinsic and bulk nature of this superconducting phase transition, we measured specific heat on a single crystalline sample of $\text{Nb}_{0.25}\text{Bi}_2\text{Se}_3$. The right axis of the Fig 1b shows the temperature variation of the superconducting contribution to the specific heat divided by the temperature which exhibits a prominent step-like anomaly at T_c , indicating bulk superconductivity in this system.

First, we have carried out ZF- μSR experiments above and below T_c to search for possible magnetism (static or fluctuating) in $\text{Nb}_{0.25}\text{Bi}_2\text{Se}_3$. As shown in Fig. 2a, no sign of either static or fluctuating magnetism could be detected in ZF time spectra down to 0.4 K. The ZF μSR spectra can be well described by a damped Gaussian Kubo-Toyabe (KT) depolarization function [37], reflecting the field distribution at the muon site created by the nuclear moments. Moreover, no change in ZF- μSR relaxation rate across T_c was observed (see inset of Fig 2a), pointing to the absence of any spontaneous magnetic fields associated with a TRS [15, 38] breaking pairing state in $\text{Nb}_{0.25}\text{Bi}_2\text{Se}_3$. This demonstrates that there is, in fact, no magnetic ordering in $\text{Nb}_{0.25}\text{Bi}_2\text{Se}_3$.

Figure 2b represents the TF- μSR spectra for $\text{Nb}_{0.25}\text{Bi}_2\text{Se}_3$, measured in an applied magnetic field of 10 mT above (5 K) and below (0.26 K) the SC transition temperature T_c . Above T_c the oscillations show a small relaxation due to the random local fields from the nuclear magnetic moments. At 0.26 K, the relaxation rate increases due to the presence of a nonuniform local field distribution as a result of the formation of a flux-line lattice (FLL) in the SC state. As indicated by solid lines in Fig 2a, TF μSR data were analyzed by using the following functional form:[36]

$$A_{TF_S}(t) = A_S e^{\left[-\frac{(\sigma_{sc}^2 + \sigma_{nm}^2)t^2}{2}\right]} \cos(\gamma_\mu B_{int}t + \varphi), \quad (1)$$

Here A_S denotes the initial asymmetry, $\gamma_\mu/(2\pi) \simeq 135.5$ MHz/T is the muon gyromagnetic ratio, and φ is

the initial phase of the muon-spin ensemble. B_{int} represents the internal magnetic field at the muon site, the relaxation rates σ_{sc} and σ_{nm} characterize the damping due to the formation of the flux-line lattice (FLL) in the SC state and of the nuclear magnetic dipolar contribution, respectively. During the analysis σ_{nm} was assumed to be constant over the entire temperature range and was fixed to the value obtained above T_c where only nuclear magnetic moments contribute to the muon depolarization rate σ .

In Fig. 3a, σ_{sc} is plotted as a function of temperature for $\text{Nb}_{0.25}\text{Bi}_2\text{Se}_3$ at $\mu_0 H = 0.01$ T. Below T_c the relaxation rate σ_{sc} starts to increase from zero due to the formation of the FLL and shows the saturation towards the low temperatures. We show in the following paragraph that the observed temperature dependence of σ_{sc} , which reflects the topology of the SC gap, is consistent with the presence of the single SC gap on the Fermi surface of $\text{Nb}_{0.25}\text{Bi}_2\text{Se}_3$. It is interesting to note that below T_c , we observed a paramagnetic shift of the internal magnetic field B_{int} , sensed by the muons, instead of the expected diamagnetic shift imposed by the SC state. This is evident in Fig. 3b, where we plot the difference between the internal field $B_{int,SC}$ measured in the SC state and one $B_{int,NS}$ measured in the normal state $T = 5$ K.

To proceed with a quantitative analysis, we note that the temperature dependence of the London magnetic penetration depth $\lambda(T)$ is related to the muon spin depolarization rate $\sigma_{sc}(T)$ in the presence of a perfect triangular vortex lattice by the equation:[39]

$$\frac{\sigma_{sc}^2(T)}{\gamma_\mu^2} = 0.00371 \frac{\Phi_0^2}{\lambda^4(T)}, \quad (2)$$

where $\Phi_0 = 2.068 \times 10^{-15}$ Wb is the magnetic-flux quantum. Equation (2) is only valid when the separation between the vortices is smaller than λ . In this case, according to the London model, σ_{sc} is field independent[39].

To investigate the superconducting gap structure of $\text{Nb}_{0.25}\text{Bi}_2\text{Se}_3$, we analyzed the T -dependence of the magnetic penetration depth, $\lambda(T)$, which is directly associated with the superconducting gap. $\lambda(T)$ can be described within the local (London) approximation ($\lambda \gg \xi$) by the following expression:[36, 40]

$$\frac{\lambda^{-2}(T, \Delta_{0,i})}{\lambda^{-2}(0, \Delta_{0,i})} = 1 + \frac{1}{\pi} \int_0^{2\pi} \int_{\Delta(T, \varphi)}^\infty \left(\frac{\partial f}{\partial E} \right) \frac{E dE d\varphi}{\sqrt{E^2 - \Delta_i(T, \varphi)^2}}, \quad (3)$$

where $f = [1 + \exp(E/k_B T)]^{-1}$ is the Fermi function, φ is the angle along the Fermi surface, and $\Delta_i(T, \varphi) = \Delta_{0,i} \Gamma(T/T_c) g(\varphi)$ ($\Delta_{0,i}$ is the maximum gap value at $T = 0$). The temperature dependence of the gap is approximated by the expression $\Gamma(T/T_c) = \tanh \{1.82[1.018(T_c/T - 1)]^{0.51}\}$, [41] while $g(\varphi)$ describes the angular dependence of the gap and it is replaced by 1 for both an s -wave gap, $[1 + \cos(4\varphi)]/(1+a)$ for an anisotropic s -wave gap and $|\cos(2\varphi)|$ for a d -wave gap.[42]

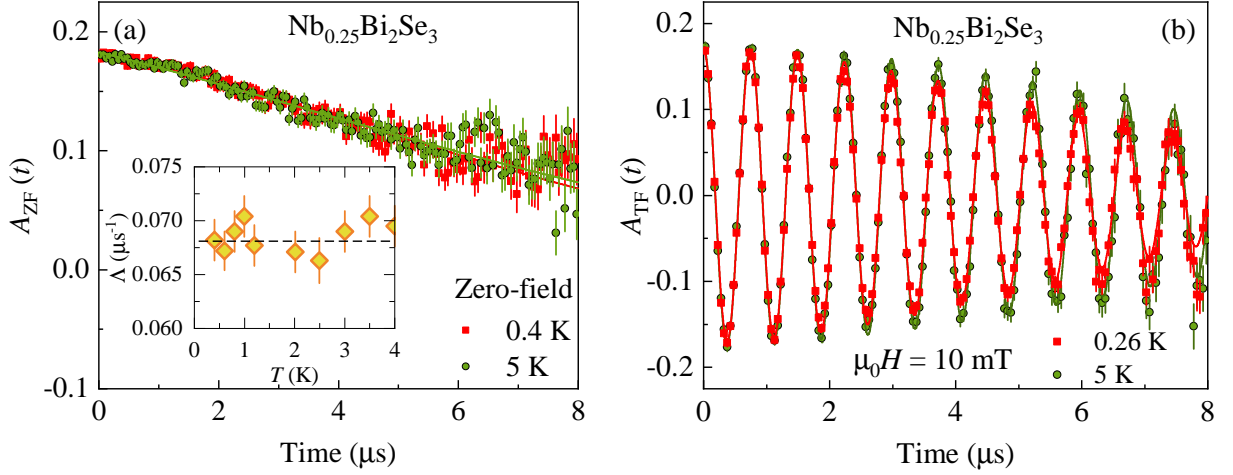


FIG. 2: (Color online) **Transverse-field (TF) and Zero-field (ZF) μ SR time spectra for $\text{Nb}_{0.25}\text{Bi}_2\text{Se}_3$.** Zero-field (ZF) μ SR (a) and transverse-field (TF) (b) μ SR time spectra obtained above and below T_c for $\text{Nb}_{0.25}\text{Bi}_2\text{Se}_3$ (after field cooling the sample from above T_c). Inset of (a) shows the temperature dependence of the electronic relaxation rate measured in zero magnetic field of $\text{Nb}_{0.25}\text{Bi}_2\text{Se}_3$ with $T_c \sim 3$ K. Error bars are the s.e.m. in about 10^6 events. The error of each bin count n is given by the s.d. of n . The errors of each bin in $A(t)$ are then calculated by s.e. propagation.

As seen in Fig 4a, the experimentally obtained $\lambda(T)$ dependence is best described by a momentum independent s -wave model with a gap value of $\Delta = 0.49(1)$ meV and $T_c = 2.86(2)$ K. We note that T_c obtained from μ SR is very close to those derived from susceptibility and specific heat measurements (see Fig. 1b). An anisotropic s -wave model, which would be consistent with the recently proposed fully gapped Δ_{4y} case, where the superconducting gap has deep minima along the k_x direction, describes the experimental data but only with small angular variation of the gap. We note that the $(p_x + ip_y)$ pairing symmetry is also characterised by the full gap in 2D systems and would also give saturated behaviour at low temperatures. However, the possibility of $p_x + ip_y$ pairing is excluded by the absence of TRS breaking state. Also d -wave gap symmetry was tested, but was found to be inconsistent with the data (for example, see the dashed line in Fig 4a). In particular, it is difficult to account for the very weak temperature dependence of $\lambda(T)$ at low- T within such models. We also tested the power law $(1-(T/T_c)^2)$ which has been proposed theoretically [43] for the superfluid density of dirty d -wave superconductors and found it to be inconsistent with the data (see Fig. 4a). This leaves a nodeless or fully gapped state as the most plausible bulk SC pairing state in the bulk of $\text{Nb}_{0.25}\text{Bi}_2\text{Se}_3$. It should be noted, though, that saturation of the muon depolarization rate can arise under certain conditions even in nodal superconductors [44–48] and that in such cases extensions beyond Eq. 2 may be required to extract the superfluid density. In this particular case, fully gapped state is substantiated by the field dependent measurements. Figure 4b shows the obtained field dependence of σ_{sc} at 250 mK. Each point was obtained by field cooling the sample from above T_c to 250 mK. As expected from the London model one observes the maximum at 10 mT.

Above 10 mT, σ_{sc} decreases with increasing magnetic field. This appears consistent with a behaviour expected for s -wave superconductor for an ideal triangular vortex lattice [39]. Taking into account the critical field of 0.9 T, the theoretical s -wave behaviour has been calculated according to the Brandt formula [39]. It is shown by the solid black line in Fig. 4b, which agrees well with the experimental data. The model with nodes in the gap (dashed blue line), taking into account nonlocal effects [46], was also tested and found to be inconsistent with the data. Thus, combination of temperature and field dependent measurements of σ_{sc} provide the strong evidence for the fully gapped state. The ratio of the SC gap to T_c was estimated to be $(2\Delta/k_B T_c) \simeq 3.95$, which is consistent with the strong coupling limit BCS expectation [16]. However, a similar ratio can also be expected for Bose Einstein Condensation (BEC)-like picture. It is important to note that the ratio $\Delta/k_B T_c$ does not effectively distinguish between BCS or BEC condensation. Having in mind 100 % SC volume fraction, the effective penetration depth, λ_{eff} , at zero temperature is found to be 930(10) nm. Such a high value of λ_{eff} was also estimated previously for other sister compounds namely Cu and Sr doped Bi_2Si_3 [24, 49, 50]. In view of the short coherence length and relatively large mean free path $l \sim 50$ nm [20], we can assume that $\text{Nb}_{0.25}\text{Bi}_2\text{Se}_3$ lies close to the clean limit. With this assumption, we obtain the ground-state value of the carrier density $n_s/(m^*/m_e) \simeq 0.25 \times 10^{26} \text{ m}^{-3}$. This density is by factor of ~ 7 smaller than the one $1.67 \times 10^{26} \text{ m}^{-3}$ obtained for the unconventional Weyl-superconductor $T_d\text{-MoTe}_2$ [16] with the similar T_c . This fact indicates the relatively high T_c for a small number of carriers and T_c/λ_{eff}^{-2} ratio is comparable to those of high-temperature unconventional superconductors [51, 52].

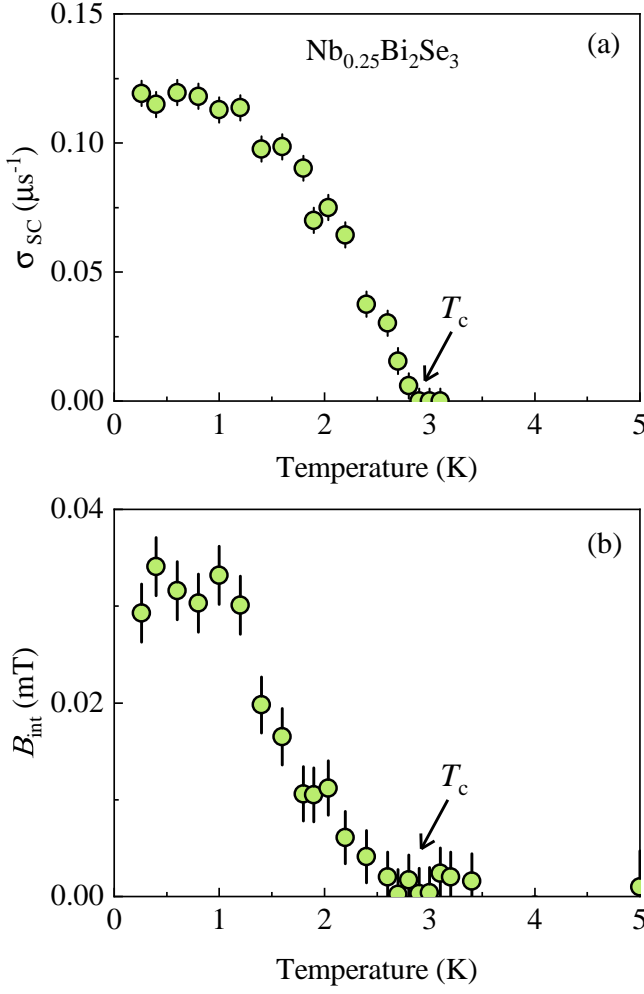


FIG. 3: (Color online) **Superconducting muon spin depolarization rate σ_{sc} and the field shift for $\text{Nb}_{0.25}\text{Bi}_2\text{Se}_3$.** (a) Temperature dependence of the superconducting muon spin depolarization rate σ_{sc} measured in an applied magnetic field of $\mu_0 H = 0.01$ T for $\text{Nb}_{0.25}\text{Bi}_2\text{Se}_3$. The error bars represent the s.d. of the fit parameters. (b) Temperature dependence of the difference between the internal field $\mu_0 H_{SC}$ measured in the SC state and the one measured in the normal state $\mu_0 H_{NS}$ at $T = 5$ K for $\text{Nb}_{0.25}\text{Bi}_2\text{Se}_3$.

In order to support the conclusion derived from μSR investigation, we have performed an analysis of the superconducting part of specific heat. The superconducting part of the specific heat $C_{el} (= C_S - C_N)$ is related to the entropy S_{sc} in the superconducting state by the relation $C_{el} = T \left(\frac{\delta S_{sc}}{\delta T} \right)$. Now, within the formulation of BCS theory, S_{sc} can be written as [53, 54] $S_{sc} = -\frac{3\gamma_n}{\kappa_B \pi^3} \int_0^{2\pi} \int_0^\infty [(1-f)\ln(1-f) + f\ln f] d\varepsilon d\phi$, where γ_n is the normal state Sommerfeld coefficient, f is the Fermi function with energy $E = \sqrt{\varepsilon^2 + \Delta^2(\phi, T)}$. Therefore, applying the same methodology as adapted for analyzing $\lambda(T)$, we can analyze the specific heat data. Fig 5 depicts that, over the range of measured temperature, the superconducting contribution to the specific heat can also

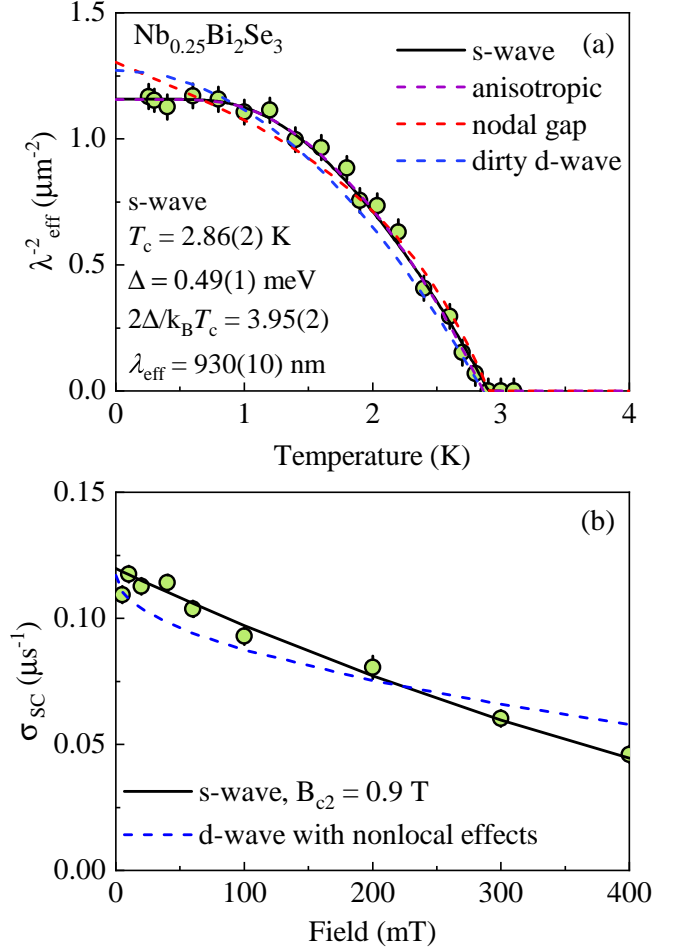


FIG. 4: (Color online) **Temperature and field evolution of λ^{-2} for $\text{Nb}_{0.25}\text{Bi}_2\text{Se}_3$.** (a) The temperature dependence of λ^{-2} for $\text{Nb}_{0.25}\text{Bi}_2\text{Se}_3$, measured in an applied field of $\mu_0 H = 0.01$ T. The solid black line corresponds to a single gap BCS *s*-wave model. The dashed purple line corresponds to anisotropic *s*-wave model. The dashed red line corresponds to clean limit *d*-wave model. The dashed blue line corresponds to a dirty limit *d*-wave model (a power law $(1-(T/T_c)^n$ with $n = 2$). The error bars are calculated as the s.e.m. (b) Field dependence of the superconducting muon spin depolarization rate σ_{sc} .

be modeled by a fully gapped *s*-wave picture, yielding $\Delta/k_B T_c = 1.9$, consistent with the μSR measurements. However this result has to be taken cautiously since we could not access the low temperature region of the specific heat.

IV. DISCUSSION

One of the findings of this paper is the absence of magnetism and time-reversal symmetry breaking state in the bulk of $\text{Nb}_{0.25}\text{Bi}_2\text{Se}_3$ below T_c , classifying this system as a non-magnetic and time-reversal invariant superconductor. This is in contrast with a previous report [29] which

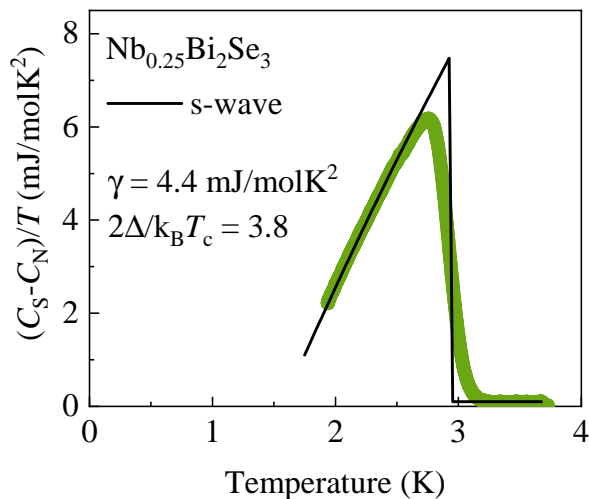


FIG. 5: (Color online) **Temperature evolution of specific heat for $\text{Nb}_{0.25}\text{Bi}_2\text{Se}_3$.** Temperature evolution of the electronic part of specific heat fitted with single s -wave gap model (solid line).

suggested a TRS breaking state with triplet chiral p -wave pairing. Such conclusion was made based on the observation of anomalous Hall resistivity below T_c and taking into account some theoretical aspects of impurity scattering in p -wave superconductors. The discrepancy between our results and the previous report might be related to the fact that the Hall response may contain surface effects, while with μSR we are probing deep in the bulk. In addition, the anomalous Hall response within the SC state may originate not from magnetism, but rather from an intrinsic topological band structure and Berry curvature effects.

In addition to the TRS invariant SC state, another interesting observation is the fact that the T_c/λ_{eff}^{-2} ratio for $\text{Nb}_{0.25}\text{Bi}_2\text{Se}_3$ is comparable to those of high-temperature unconventional superconductors. Within the picture of Bose Einstein Condensation (BEC) to BCS crossover [51, 52], systems exhibiting small $T_c/\lambda_{eff}^{-2} \sim 0.00025$ -0.015 are considered to be in the BCS-like side, while the large value of $T_c/\lambda_{eff}^{-2} \sim 1$ -20 and the linear relationship between T_c and λ_{eff}^{-2} is expected only in the BEC-like side and is considered a hallmark feature of unconventional superconductivity. This approach has in the past been used for the characterization of BCS-like, so-called conventional and BEC-like, so-called unconventional superconductors. The here present results on $\text{Nb}_{0.25}\text{Bi}_2\text{Se}_3$ demonstrate the ratio $T_c/\lambda_{eff}^{-2} \sim 2.5$, which is close to the one $T_c/\lambda_{eff}^{-2} \sim 4$ for hole-doped cuprates. This result provides strong evidence for an unconventional pairing mechanism in $\text{Nb}_{0.25}\text{Bi}_2\text{Se}_3$, a system which exhibits the topologically non-trivial electronic structure. In addition, there are few other signatures of unconventional superconductivity in $\text{Nb}_{0.25}\text{Bi}_2\text{Se}_3$. Namely, (1) Similar to other unconventional superconductors, multiple-orbit nature of the electronic state [55] was observed in

$\text{Nb}_{0.25}\text{Bi}_2\text{Se}_3$, which might point to Fermi surface nesting as a possible superconducting mechanism. (2) The emergence of a pronounced two-fold in-plane anisotropy of all superconducting properties and power-law temperature dependence of the penetration depth at the surface [21, 22]. (3) Unusual paramagnetic shift (this work). (4) A substantial increase in electron scattering by disorder is required to suppress T_c in $\text{Nb}_{0.25}\text{Bi}_2\text{Se}_3$, far larger than anticipated via conventional theory [22]. (5) $\text{Nb}_{0.25}\text{Bi}_2\text{Se}_3$ manifests a very unusual upper critical field behaviour signaling an unconventional nature of superconducting state in this compound [23]. Similar to many unconventional superconductors, including the topological Weyl-superconductor $T_d\text{-MoTe}_2$ [16], we observed fully gapped superconducting state in the bulk of $\text{Nb}_{0.25}\text{Bi}_2\text{Se}_3$. The combination of unconventional superconductivity, fully gapped SC and TRS invariant state in the bulk of $\text{Nb}_{0.25}\text{Bi}_2\text{Se}_3$ can be consistent with the particular class of topological superconducting phase belonging to the same symmetry as the Balian-Werthamer (BW) state [56], i.e., similar to the B-phase of ^3He . Note that we observed only one SC gap in this multi band system $\text{Nb}_{0.25}\text{Bi}_2\text{Se}_3$. ARPES and Hall effect measurements revealed the n-type conductivity in the normal state of $\text{Nb}_{0.25}\text{Bi}_2\text{Se}_3$ and suggested that a single type of electron carriers are dominant with the normal state carrier density [29, 55] $n_e \simeq 1.5 \times 10^{26} \text{ m}^{-3}$. The Hall carrier density is generally an order of magnitude larger than the carrier density given by the ellipsoidal Fermi surfaces. The carrier density of the ellipsoidal Fermi surfaces was reported [55] $n_e \simeq 2.6 \times 10^{25} \text{ m}^{-3}$ for $\text{Nb}_{0.25}\text{Bi}_2\text{Se}_3$. It is interesting that the SC carrier density n_s (using $m^*/m_e = 0.26$, maximum value from Ref. [55]) $\simeq 0.7 \times 10^{25} \text{ m}^{-3}$, which we estimated for $\text{Nb}_{0.25}\text{Bi}_2\text{Se}_3$ is very close to the normal state electron density, indicating that the superconductivity stems mostly from electron carriers. Thus, single gap superconductivity in $\text{Nb}_{0.25}\text{Bi}_2\text{Se}_3$ may be explained by superconducting gap occurring only on the electron-like Fermi surface.

Regarding the gap symmetry in $\text{Nb}_{0.25}\text{Bi}_2\text{Se}_3$, using the tunnel-diode oscillator(TDO) technique Smylie *et. al.*[21, 22] showed that change in London penetration depth $\Delta\lambda(T)$ follows a power law $\Delta\lambda(T) \sim T^2$ dependence indicating the presence of symmetry-protected point nodes. However, it has to be noted that TDO is a surface sensitive technique whereas μSR is a bulk probe. More precisely, the response of a superconductor in the Meissner state to an AC electromagnetic field with frequency far below the gap frequency is described by the temperature dependent anisotropic London penetration depth [57]. Therefore, in a TDO experiment, only material in the near-surface area to the order of a few λ is probed while in a μSR experiment the whole sample volume is probed. The μSR experiments presented here yield an upper limit of λ of $\sim 900 \text{ nm}$, while previous determinations based on measurements of the lower critical field yielded $\sim 250 \text{ nm}$ for the in-plane penetration depth [21]. Typically, TDO measure-

ments are interpreted as representing the bulk behavior of the superconductor. However, recent theoretical analysis by Wu *et al* [58], suggests that the formation of a surface state at the surface of a topological superconductor causes an effective penetration depth describing the electromagnetic fields near the surface which contains a correction term with power-law temperature dependence. The authors considered the fully gapped SC state in the bulk. In addition to the bulk-dominated London response, they identified an additional $\Delta\lambda(T) \sim T^3$ power-law-in-temperature contribution from the surface, valid in the low-temperature limit, and it was argued that the power-law temperature dependence of the penetration depth can be one indicator of topological superconductivity. Since TDO probes the near-surface electromagnetic fields it will sense this correction and non-exponential temperature dependence while this will go completely unnoticed in μ SR or specific heat. Currently, it is not clear why the large in-plane anisotropy, which is an established bulk effect in $\text{Nb}_{0.25}\text{Bi}_2\text{Se}_3$, is not reflected in the bulk SC gap structure. Future work will be needed to address this important issue.

Finally, the observation of the paramagnetic shift in the SC state of $\text{Nb}_{0.25}\text{Bi}_2\text{Se}_3$, instead of the expected diamagnetic shift imposed by the SC state, deserves some attention. In general, the paramagnetic shift can have few possible causes: field induced magnetism [59, 60], vortex disorder [61], odd-frequency superconducting state [62], and by the suppression of the negative knight shift below T_c due to singlet pairing. Considering the absence of any trace of magnetism in $\text{Nb}_{0.25}\text{Bi}_2\text{Se}_3$ and the symmetric line-shape from TF- μ SR, magnetism and disorder effects can be excluded as being the origin of the observed paramagnetic shift. The shape of the $\sigma_{sc}(T)$ is also not consistent with odd-frequency superconducting pairing. Additional experiments are needed to explore the origin of such an unconventional paramagnetic shift in $\text{Nb}_{0.25}\text{Bi}_2\text{Se}_3$.

V. CONCLUSIONS

In conclusion, we provide a microscopic investigation of the superconductivity in the layered topological

superconductor candidate $\text{Nb}_{0.25}\text{Bi}_2\text{Se}_3$ with a bulk probe. Specifically, the zero-temperature magnetic penetration depth $\lambda_{eff}(0)$ and the temperature as well as the field dependence of λ_{eff}^{-2} were studied by means of μ SR experiments. The superfluid density can be described in a scenario of a complete gap. Though, future work will explore the relation between the measured muon depolarization rate and the penetration depth in anisotropic and possibly inhomogenous systems. Interestingly, T_c/λ_{eff}^{-2} ratio is comparable to those of high-temperature unconventional superconductors, pointing to the unconventional nature of superconductivity in $\text{Nb}_{0.25}\text{Bi}_2\text{Se}_3$. Furthermore, μ SR, which is extremely sensitive magnetic probe, does not show evidence of any spontaneous magnetic fields that would be expected for a TRS breaking state in the bulk of $\text{Nb}_{0.25}\text{Bi}_2\text{Se}_3$. Our results classify $\text{Nb}_{0.25}\text{Bi}_2\text{Se}_3$ as unconventional time-reversal-invariant and fully gapped bulk superconductor.

VI. ACKNOWLEDGMENTS

The work was performed at the Swiss Muon Source ($S\mu S$) Paul Scherrer Institute, Villigen, Switzerland. Work in Okayama is supported by JSPS KAKENHI Grant Number 18K03540 and 19H01852. M.Z.H. acknowledges visiting scientist support from IQIM at the California Institute of Technology. KW acknowledges funding from the SNSF through a postdoc mobility fellowship. Specific heat measurements were supported by the U.S. Department of Energy, Office of Science, Basic Energy Sciences, Materials Sciences and Engineering Division.

-
- [1] L. V. Levitin, R. G. Bennett, A. Casey, B. Cowan, J. Saunders, D. Drung, Th. Schurig, J. M. Parpia, *Science* **340**, 841 (2013).
 - [2] X.-L. Qi and S.-C. Zhang, *Rev. Mod. Phys.* **83**, 1057(2011).
 - [3] Y. Ando and L. Fu, *Annu. Rev. Condens. Matter Phys.* **6**, 361 (2015).
 - [4] M. Sato and Y. Ando, *Rep. Prog. Phys.* **80**, 076501 (2017).
 - [5] M. Z. Hasan and C. L. Kane, *Rev. Mod. Phys.* **82**, 3045-3067 (2010).
 - [6] S.-Y. Xu, N. Alidoust, I. Belopolski, A. Richardella, C. Liu, M. Neupane, G. Bian, S.-H. Huang, R. Sankar, C. Fang, B. Dellabetta, W. Dai, Q. Li, M.J. Gilbert, F. Chou, N. Samarth and M.Z. Hasan, *Nature Physics* **10**, 943-950 (2014).
 - [7] A. Y. Kitaev, *Physics-Uspekhi* **44**, 131-136 (2001)
 - [8] F. Wilczek, *Nature Phys* **5**, 614(2009).
 - [9] C. W. J. Beenakker, *Annu. Rev. Condens. Matter Phys.* **4**, 113(2013).

- [10] M. Novak, S. Sasaki, M. Kriener, K. Segawa, and Y. Ando, *Phys. Rev. B* **88**, 140502 (2013).
- [11] S. Sasaki, T. Mizushima, *Physica C* **514**, 206 (2015).
- [12] K. Matano, M. Kriener, K. Segawa, Y. Ando, and G. Zheng, *Nat. Phys.* **12**, 852 (2016).
- [13] R. D. Zhong, J. A. Schneeloch, X. Y. Shi, Z. J. Xu, C. Zhang, J. M. Tranquada, Q. Li, and G. D. Gu, *Phys. Rev. B* **88**, 020505(R) (2013).
- [14] L. Fu and E. Berg *Phys. Rev. Lett.* **105**, 097001 (2010).
- [15] G.M. Luke, Y. Fudamoto, K.M. Kojima, M.I. Larkin, J. Merrin, B. Nachumi, Y.J. Uemura, Y. Maeno, Z.Q. Mao, Y. Mori, H. Nakamura and M. Sigrist, Time-reversal symmetrybreaking superconductivity in Sr_2RuO_4 . *Nature* **394**, 559 (1998).
- [16] Z. Guguchia, F. von Rohr, Z. Shermadini, A. T. Lee, S. Banerjee, A. R. Wieteska, C. A. Marianetti, B. A. Frandsen, H. Luetkens, Z. Gong, S. C. Cheung, C. Baines, A. Shengelaya, G. Taniashvili, A. N. Pasupathy, E. Morenzoni, S. J. L. Billinge, A. Amato, R. J. Cava, R. Khasanov, Y. J. Uemura, Signatures of the topological s^{+-} superconducting order parameter in the type-II Weyl semimetal $T_d\text{-MoTe}_2$. *Nature Communications* **8**, 1082 (2017).
- [17] Y. S. Hor, A. J. Williams, J. G. Checkelsky, P. Roushan, J. Seo, Q. Xu, H. W. Zandbergen, A. Yazdani, N. P. Ong, and R. J. Cava, *Phys. Rev. Lett.* **104**, 057001 (2010).
- [18] M. Kriener, K. Segawa, Z. Ren, S. Sasaki, and Y. Ando, *Phys. Rev. Lett.* **106**, 127004 (2011).
- [19] Z. Liu, X. Yao, J. Shao, M. Zuo, L. Pi, S. Tan, C. Zhang, Y. Zhang, *J. Am. Chem. Soc.* **137**, 10512 (2015).
- [20] M.P. Smylie, K. Willa, K. Ryan, H. Claus, W.-K. Kwok, Y. Qiu, Y.S. Hor and U. Welp, *Physica C* **543**, 58 (2017).
- [21] M. P. Smylie, H. Claus, U. Welp, W.-K. Kwok, Y. Qiu, Y. S. Hor, and A. Snezhko, *Phys. Rev. B* **94**, 180510(R) (2016).
- [22] M. P. Smylie, K. Willa, H. Claus, A. Snezhko, I. Martin, W.-K. Kwok, Y. Qiu, Y. S. Hor, E. Bokari, P. Niraula, A. Kayani, V. Mishra, and U. Welp, *Phys. Rev. B* **96**, 115145 (2017).
- [23] K. Kobayashi, T. Ueno, H. Fujiwara, T. Yokoya and J. Akimitsu, *Phys. Rev. B* **95**, 180503(R) (2017).
- [24] J. A. Krieger, A. Kanigel, A. Ribak, E. Pomjakushina, K. B. Chashka, K. Conder, E. Morenzoni, T. Prokscha, A. Suter, and Z. Salman, *JPS Conf. Proc.* **21**, 011028 (2018).
- [25] L. Fu, *Phys. Rev. B* **90**, 100509(R) (2014).
- [26] S. Yonezawa, *Condensed Matter* **4**, 2 (2019).
- [27] J. W. F. Venderbos, V. Kozii, and L. Fu, *Phys. Rev. B* **94**, 180504(R) (2016).
- [28] Y. Nagai, H. Nakamura, and M. Machida, *Phys. Rev. B* **86**, 094507 (2012).
- [29] Y. Qiu, K. N. Sanders, J. Dai, J. E. Medvedeva, W. Wu, P. Ghaemi, T. Vojta and Y. S. Hor, arXiv:1512.03519.
- [30] C. Kurter, A. Finck, E. Huemiller, J. Medvedeva, A. Weis, J. Atkinson, Y. Qiu, L. Shen, S. H. Lee, T. Vojta, P. Ghaemi, Y. S. Hor, D. V. Harlingen, *Nano Lett.* **19**, 38 (2019).
- [31] J. Shen, W. Y. He, N. F. Q. Yuan, Z. Huang, C.W. Cho, S. H. Lee, Y. S. Hor, K. T. Law and R. Lortz, *npj Quantum Materials* **2**, 59 (2017).
- [32] T. Asaba, B. J. Lawson, C. Tinsman, L. Chen, P. Corbae, G. Li, Y. Qiu, Y. S. Hor, L. Fu and L. Li, *Phys. Rev. X* **7**, 011009 (2017).
- [33] K. Willa, Z. Diao, D. Campanini, U. Welp, R. Divan, M. Hudl, Z. Islam, W.-K. Kwok, and A. Rydh, *Rev. Sci. Inst.* **88**, 125108 (2017).
- [34] S. Tagliati, V.M. Krasnov, and A. Rydh. *Review of Scientific Instruments* **83**, 055107 (2012).
- [35] Kristin Willa, Roland Willa, Kok Wee Song, G. D. Gu, John A. Schneeloch, Ruidan Zhong, Alexei E. Koshelev, Wai-Kwong Kwok, and Ulrich Welp. *Phys. Rev. B* **98**, 184509 (2018).
- [36] A. Suter and B. Wojek, *Physics Procedia* **30**, 69 (2012).
- [37] R. Kubo and T. Toyabe, In *Magnetic Resonance and Relaxation*, ed. R. Blinc (North-Holland, Amsterdam, 1967) p. 810; T. Toyabe, M.S. thesis, University of Tokyo (1966).
- [38] Hillier, A.D., Jorge, Q., and Cywinski, R. Evidence for Time-Reversal Symmetry Breaking in the Noncentrosymmetric Superconductor LaNiC_2 . *Phys. Rev. Lett.* **102**, 117007 (2009).
- [39] E.H. Brandt, *Phys. Rev. B* **37**, 2349 (1988).
- [40] M. Tinkham, *Introduction to Superconductivity*, Krieger Publishing Company, Malabar, Florida, 1975.
- [41] A. Carrington and F. Manzano, *Physica C* **385**, 205 (2003).
- [42] M.H. Fang, H.M. Pham, B. Qian, T.J. Liu, E.K. Vehstedt, Y. Liu, L. Spinu, and Z.Q. Mao, *Phys. Rev. B* **78**, 224503 (2008).
- [43] P.J. Hirschfeld, W.O. Putikka, and D.J. Scalapino, *d-wave Model for Microwave Response of High- T_c Superconductors*. *Phys. Rev. B* **50**, 10250 (1994).
- [44] J. E. Sonier, J. H. Brewer, and R. F. Kiefl, *Reviews of Modern Physics* **72**, 769 (2000).
- [45] R. Khasanov, A. Shengelaya, K. Conder, E. Morenzoni, I. M. Savic, J. Karpinski, and H. Keller, *Phys. Rev. B* **74**, 064504 (2006).
- [46] H. Luetkens, H.-H. Klauss, R. Khasanov, A. Amato, R. Klingeler, I. Hellmann, N. Leps, A. Kondrat, C. Hess, A. Kohler, G. Behr, J. Werner, and B. Buchner. *Phys. Rev. Lett.* **101**, 097009 (2008).
- [47] J.E. Sonier, *Journal of the Physical Society of Japan* **85**, 091005 (2016)
- [48] D.R. Harshman, A.T. Fiory, *J. Phys.: Condens. Matter* **23**, 315702 (2011).
- [49] H. Leng, D. Cherian, Y. K. Huang, J.-C. Orain, A. Amato, and A. de Visser, *Phys. Rev. B* **97**, 054503 (2018).
- [50] P. Neha, P. K. Biswas, Tanmoy Das, and S. Patnaik, *Phys. Rev. Materials* **3**, 074201 (2019).
- [51] Uemura, Y.J. et. al., *Phys. Rev. Lett.* **62**, 2317 (1989).
- [52] Uemura, Y.J. et. al., Basic Similarities among Cuprate, Bismuthate, Organic, Chevrel Phase, and Heavy-Fermion Superconductors Shown by Penetration Depth Measurements. *Phys. Rev. Lett.* **66**, 2665 (1991).
- [53] Y. Nakajima, T. Nakagawa, T. Tamegai and H. Harima, *Phys. Rev. Lett.* **100**, 157001 (2008)
- [54] J. Chen, L. Jiao, J.L. Zhang, Y. Chen, L. Yang, M. Nicklas, F. Steglich and H.Q. Yuan, *New Journal of Physics*, **15**, 053005 (2013).
- [55] B.J. Lawson et. al., Multiple Fermi surfaces in superconducting Nb-doped Bi_2Se_3 . *Phys. Rev. B* **94**, 041114(R) (2016).
- [56] R. Balian and N.R. Werthamer, Superconductivity with Pairs in a Relative p Wave. *Phys. Rev.* **131**, 1553 (1963).
- [57] R. Prozorov and R. W. Giannetta, *Supercond. Sci. Technol.* **19**, R41 (2006).
- [58] T.C. Wu, H.K. Pal, P. Hosur, and M.S. Foster, *Power-*

- Law Temperature Dependence of the Penetration Depth in a Topological Superconductor Due to Surface States. *Phys. Rev. Lett.* **124**, 067001(2020).
- [59] R. Khasanov, A. Maisuradze, H. Maeter, A. Kwadrin, H. Luetkens, A. Amato, W. Schnelle, H. Rosner, A. Leithe-Jasper, and H.-H. Klauss, *Phys. Rev. Lett.* **103**, 067010 (2009).
- [60] Z. Guguchia, R. Khasanov, Z. Bukowski, F. von Rohr, M. Medarde, P. K. Biswas, H. Luetkens, A. Amato, E. Morenzoni. *Phys. Rev. B* **93**, 094513 (2016).
- [61] J.E. Sonier, W. Huang, C.V. Kaiser, C. Cochrane, V. Pacradouni, S.A. Sabok-Sayr, M.D. Lumsden, B.C. Sales, M.A. McGuire, A.S. Sefat, and D. Mandrus, *Phys. Rev. Lett.* **106**, 127002 (2011).
- [62] Jonas A. Krieger, Anna Pertsova, Sean R. Giblin, Max Dbeli, Thomas Prokscha, Christof W. Schneider, Andreas Suter, Thorsten Hesjedal, Alexander V. Balatsky, and Zaher Salman. *arXiv:2003.12104* (2020).