

Scaling equations for mode-coupling theories with multiple decay channels

Gerhard Jung,^{1,*} Thomas Voigtmann,^{2,3,†} and Thomas Franosch^{1,‡}

¹*Institut für Theoretische Physik, Universität Innsbruck,
Technikerstraße 21A, 6020 Innsbruck, Austria*

²*Institut für Materialphysik im Weltraum,
Deutsches Zentrum für Luft- und Raumfahrt (DLR), 51170 Köln, Germany*

³*Institut für Physik, Heinrich-Heine-Universität,
Universitätsstraße 1, 40225 Düsseldorf, Germany*

Abstract

Multiple relaxation channels often arise in the dynamics of liquids where the momentum current associated to the particle-conservation law splits into distinct contributions. Examples are strongly confined liquids for which the currents in lateral and longitudinal direction to the walls are very different, or fluids of nonspherical particles with distinct relaxation patterns for translational and rotational degrees of freedom. Here, we perform an asymptotic analysis of the slow structural relaxation close to kinetic arrest as described by mode-coupling theory (MCT) with several relaxation channels. Compared to standard MCT, the presence of multiple relaxation channels significantly changes the structure of the underlying equations of motion and leads to additional, non-trivial terms in the asymptotic solution. We show that the solution can be rescaled, and thus prove that the well-known β -scaling equation of MCT remains valid even in the presence of multiple relaxation channels. The asymptotic treatment is validated using a novel schematic model. We demonstrate that the numerical solution of this schematic model can indeed be described by the derived asymptotic scaling laws close to kinetic arrest. Additionally, clear traces of the existence of two distinct decay channels are found in the low-frequency susceptibility spectrum, suggesting that clear footprints of the additional relaxation channels can in principle be detected in simulations or experiments of confined or molecular liquids.

I. INTRODUCTION

The mode-coupling theory of the glass transition (MCT) has been conceived and elaborated to describe the rapid slowing-down of the structural relaxation in (supercooled) liquids and has become a well-established and very successful approach for the theoretical analysis of the slow dynamics in a variety of systems. In particular, mode-coupling theory and its extensions include now simple liquids^{1–3}, colloidal mixtures^{4–9}, non-spherical particles (rigid molecules)^{10–19}, random host structures^{20,21} and confined systems^{22–25}, sheared colloidal liquids^{26–29}, driven granular fluids^{30,31} active microrheology^{32–35} and active particles^{36–38}.

A central prediction of MCT for the dynamics of simple liquids is the universal relaxation behavior close to the ideal glass transition. In precisely defined asymptotic limits, MCT predicts a two-time fractal for any time-correlation function of observables in the vicinity of a critical plateau value. The *critical law* emerges directly as long-time relaxation towards this plateau as the glass-transition singularity is reached in the non-equilibrium state diagram. Already at close distances below the singularity this critical law becomes apparent, yet is superseded by another power law referred to as von Schweidler law characterizing the initial decay from the critical plateau^{2,3,39,40}. The two time fractals are intimately related and give rise to the first scaling law (β -scaling) of the theory in terms of a universal scaling function. In particular, the exponents are related by a non-algebraic relation and the factorization theorem holds, i.e., the dynamical correlation functions asymptotically close to the transition are all governed by the same scaling function, where observable-dependent prefactors only enter in a critical amplitude. The governing equations for the scaling function have been derived first by Götze³⁹ and later extended also for the leading corrections⁴⁰ for scalar quantities. The case of matrix-valued time correlation functions⁴¹ and the scaling function for generalized mode-coupling theory^{42–44} has been elaborated only recently.

A second scaling law (α -scaling) is predicted for the ultimate long-time relaxation characterizing the decay of time-correlation functions below the glass-transition singularity³. This long-time dynamics is stretched, it extends over many decades in time and is the theoretical explanation for the phenomenological time-temperature superposition principle and the empirical Kohlrausch function. Both scaling laws have been observed in a series of photon-correlation experiments on colloids^{45,46}, depolarized light-scattering^{40,47–49} or dielectric spectroscopy^{50–52} on supercooled liquids as well as in computer simulations of simple

mixtures^{53,54}, water^{55–57} or silica glasses^{58–60}.

Many of the above mentioned extensions to MCT, viz. rigid molecules, confined systems, microrheology and active particles, have in common that the relaxation of identical particles in a system is governed by distinct decay channels for different degrees of freedom. For molecules and active particles these are the rotational and translational degrees of freedom^{10,16–19,36,37}, in confined systems the directions parallel and perpendicular to the wall^{22–25} and in active microrheology the directions along and perpendicular to the active force^{33,34}. The emergence of multiple decay channels changes the overall mathematical structure of the underlying equations of motion and it is not obvious whether the β -scaling equation also translates to those situations.

For the case of a single molecule dissolved in a simple liquid, the validity of the factorization theorem has been proved⁶¹, stating that the critical dynamics can be factorized into a (matrix-valued) critical amplitude and a scalar, time-dependent function, called the β -correlator. We will encounter this theorem later as a result of the first-order expansion. For the collective dynamics in situations where parallel relaxation plays a role, asymptotic expansions have been used to determine critical amplitudes^{17,62} (based on the factorization theorem), yet, no theoretical justification of the β -scaling equation was presented. In fact, a recent asymptotic analysis for a particle with constant pulling force in a simple liquid (active microrheology)³⁴ showed that in this special case a mixed continuous/discontinuous transition could be observed but no two-step-relaxation scenario. A rigorous calculations is thus required to establish the β -scaling regime for the recent extensions of MCT mentioned above.

The purpose of this work is to derive the β -scaling equation for mode-coupling theories with multiple decay channels from asymptotic analysis. First, we derive in Sec. II the evolution equations for the structural relaxation and show that new terms arise in the asymptotic expansion due to the existence of distinct decay channels. Using the scale-invariance of the scaling equation we suggest a straightforward rescaling of the governing dynamical quantities to recover the original form of the β -scaling equation. To validate the calculations we introduce in Sec. III a schematic model with two decay channels, based on the Bosse-Krieger model⁶³. We perform a detailed analysis of the critical dynamics of this schematic model and evaluate the results using the previously derived asymptotic scaling laws. We summarize and conclude in Sec. IV.

II. ASYMPTOTIC ANALYSIS AND SCALING EQUATIONS

In the first part of this chapter, we will recapitulate the mode-coupling equations for systems with multiple decay channels as they were presented in Ref. [64]. We will focus on identifying the introduced quantities on the example of a simple liquid in confined geometry and subsequently discuss how the formalism can be generalized, for example to describe molecular liquids^{12,14–16}. We will then write down the equations for structural relaxation close to the glass transition and perform an asymptotic expansion to derive the factorization theorem and the β -scaling equation. For readers who are not interested in the technical details, we discuss the most important results of the asymptotic analysis in Sec. IIF.

A. Evolution equations of a simple liquid in confinement

Let us consider a system of N identical particles, confined in z -direction between two parallel, hard walls²³. The system can be described by the microscopic particle density,

$$\rho(\mathbf{r}, z, t) = \sum_{i=1}^N \delta[\mathbf{r} - \mathbf{r}_i(t)] \delta[z - z_i(t)], \quad (1)$$

with $\mathbf{r} = (x, y)$. Due to translational symmetry in the directions parallel to the walls, we find that the averaged density $\langle \rho(\mathbf{r}, z, t) \rangle = n(z)$ only depends on the z -coordinate. To characterize the dynamics of the microscopic system we introduce the Van Hove correlation function,

$$G(|\mathbf{r} - \mathbf{r}'|, z, z', t) = n_0^{-1} \langle \delta\rho(\mathbf{r}, z, t) \delta\rho(\mathbf{r}', z', t) \rangle, \quad (2)$$

as the time-correlation function of the microscopic density fluctuations, $\delta\rho(\mathbf{r}, z, t) = \rho(\mathbf{r}, z, t) - n(z)$, normalized by the area density n_0 . It is now natural and numerically convenient to introduce density modes as the Fourier transform of the particle density, $\rho_\mu(\mathbf{q}, t) = \sum_{i=1}^N \exp[iQ_\mu z_i(t)] \exp[i\mathbf{q} \cdot \mathbf{r}_i(t)]$. The modes perpendicular to the confining direction are discrete, $Q_\mu = 2\pi\mu/L$, in contrast to the continuous wave vectors \mathbf{q} in the lateral direction. Here, L is the accessible slit width. From this we can define the generalized intermediate scattering function (ISF),

$$S_{\mu\nu}(q, t) = \frac{1}{N} \langle \rho_\mu(\mathbf{q}, t)^* \rho_\nu(\mathbf{q}, 0) \rangle. \quad (3)$$

By Fourier transformation one immediately finds that the ISF is nothing but the Fourier transform of the above introduced Van Hove correlation function²³,

$$S_{\mu\nu}(q, t) = \int_{-L/2}^{L/2} dz \int_{-L/2}^{L/2} dz' \int_A d(\mathbf{r} - \mathbf{r}') G(|\mathbf{r} - \mathbf{r}'|, z, z', t) \exp[-i(Q_\mu z - Q_\nu z')] e^{-i\mathbf{q} \cdot (\mathbf{r} - \mathbf{r}')}. \quad (4)$$

Choosing the density modes $\{\rho_\mu(\mathbf{q}, t)\}$ as set of distinguished variables, the Zwanzig-Mori projection operator formalism^{3,65,66} yields the equations of motion for the intermediate scattering function,

$$\dot{\mathbf{S}}(t) + \int_0^t \mathbf{K}(t - t') \mathbf{S}^{-1} \mathbf{S}(t') dt' = 0. \quad (5)$$

Here, we have introduced the matrix notation $[\mathbf{S}(t)]_{\mu\nu} = S_{\mu\nu}(q, t)$ and the generalized structure factor $\mathbf{S} = \mathbf{S}(t = 0)$. Occasionally the dependence on the wavevector \mathbf{q} will be suppressed in cases where it serves merely as a parameter. The *a priori* unknown memory kernel $[\mathbf{K}(t)]_{\mu\nu} = K_{\mu\nu}(q, t)$ defines the non-Markovian dynamics of the ISF and corresponds formally to the time correlation function of the time derivatives of the density fluctuations, $\dot{\rho}_\mu(\mathbf{q})$ albeit with projected dynamics. More precisely, it is the correlation function of $\dot{\rho}_\mu(\mathbf{q}, 0)$ with $e^{(1-\mathcal{P})\mathcal{L}t} \dot{\rho}_\mu(\mathbf{q}, 0)$, where \mathcal{L} is the standard Liouville operator and \mathcal{P} the Zwanzig-Mori projection operator^{3,65}.

To derive an expression for the memory kernel, we use the fact that the density modes fulfill the continuity equation,

$$\dot{\rho}_\mu(\mathbf{q}, t) = i \sum_{\alpha=1}^m q_\mu^\alpha j_\mu^\alpha(\mathbf{q}, t), \quad (6)$$

where the superscript α is referred to as channel index and the q_μ^α define the fundamental couplings of the current channel $j_\mu^\alpha(\mathbf{q}, t)$ to the density modes. Since we are interested in systems with multiple relaxation channels, we need to generalize the standard continuity equation such that the currents split into $m \in \mathbb{N}$ distinct contributions. In case of the slit geometry the decay channels correspond to the longitudinal and transversal currents and we have, $q_\mu^\alpha = q \delta_{\alpha\parallel} + Q_\mu \delta_{\alpha\perp}$. This splitting is physically motivated since we expect the relaxation dynamics to be significantly different in the directions parallel and orthogonal to the walls. From the above continuity equation we conclude that also the memory kernel naturally splits into multiple decay channels,

$$K_{\mu\nu}(q, t) = [\mathcal{C}\{\mathcal{K}\}]_{\mu\nu} := \sum_{\alpha=1}^m \sum_{\beta=1}^m q_\mu^\alpha \mathcal{K}_{\mu\nu}^{\alpha\beta}(q, t) q_\nu^\beta, \quad (7)$$

Here, the generalized memory kernel $[\mathcal{K}(t)]_{\mu\nu}^{\alpha\beta} = \mathcal{K}_{\mu\nu}^{\alpha\beta}(q, t)$ carries in addition to the mode indices μ, ν also the channel indices $\alpha, \beta \in \{1, \dots, m\}$. Generally, we will denote matrix-valued objects with mode and channel indices by caligraphic letters. The conventional current kernel $\mathbf{K}(t)$ is obtained as *contraction* $\mathcal{C}\{\mathcal{K}(t)\}$ from the generalized current kernel. We can perform a second Zwanzig-Mori projection step using the current modes $\{j_\mu^\alpha(\mathbf{q}, t)\}$ as distinguished variable and derive evolution equations for the current kernels,

$$\dot{\mathcal{K}}(t) + \mathcal{J}\mathcal{D}^{-1}\mathcal{K}(t) + \int_0^t \mathcal{J}\mathcal{M}(t-t')\mathcal{K}(t')dt' = 0, \quad (8)$$

with the static current correlator $\mathcal{J}_{\mu\nu}^{\alpha\beta}(q) := N^{-1} \langle j_\mu^\alpha(\mathbf{q}, 0)^* j_\nu^\beta(\mathbf{q}, 0) \rangle = \mathcal{K}_{\mu\nu}^{\alpha\beta}(q, t=0)$. Here, the matrix $\mathcal{J} \succ 0$ is positive definite, while the instantaneous damping $\mathcal{D}^{-1} \succeq 0$ is positive semidefinite. The new memory kernel $\mathcal{M}(t)$ formally corresponds to the correlation functions of generalized forces with the further reduced dynamic time evolution.

The mode-coupling theory approach is now to approximate the force kernel $\mathcal{M}(t)$ as a bilinear functional of the intermediate scattering functions,

$$\mathcal{M}_{\mu\nu}^{\alpha\beta}(q, t) = \mathcal{F}_{\mu\nu}^{\alpha\beta}[\mathbf{S}(t), \mathbf{S}(t); q], \quad (9)$$

with,

$$\begin{aligned} \mathcal{F}_{\mu\nu}^{\alpha\beta}[\mathbf{E}, \mathbf{F}; q] &= \frac{1}{4N} \sum_{\mathbf{q}_1, \mathbf{q}_2 = \mathbf{q} - \mathbf{q}_1} \sum_{\substack{\mu_1, \mu_2 \\ \nu_1, \nu_2}} \mathcal{Y}_{\mu\mu_1\mu_2}^\alpha(\mathbf{q}, \mathbf{q}_1, \mathbf{q}_2) \\ &\times (E_{\mu_1\nu_1}(q_1)F_{\mu_2\nu_2}(q_2) + F_{\mu_1\nu_1}(q_1)E_{\mu_2\nu_2}(q_2))\mathcal{Y}_{\nu\nu_1\nu_2}^\beta(\mathbf{q}, \mathbf{q}_1, \mathbf{q}_2)^*, \end{aligned} \quad (10)$$

where the vertices $\mathcal{Y}_{\mu\mu_1\mu_2}^\alpha(\mathbf{q}, \mathbf{q}_1, \mathbf{q}_2)$ depend on the specific system that is described with this kind of MCT, like confined liquids²³ or molecules¹². Here, we only need to assume that the vertices are smooth functions of the control parameters. We will anticipate the thermodynamic limit, however, for the moment we will assume that the wave vectors are discrete. Additionally, both the wave vectors and the modes will be truncated, i.e. the matrices are finite dimensional.

To find a set of integro-differential equations similar to the ones used in previously performed asymptotic analysis for a single decay channel^{40,41} we introduce the Laplace transformation of a time-dependent matrix $\mathbf{A}(t)$,

$$\text{LT}\{\mathbf{A}(t)\}(z) = \hat{\mathbf{A}}(z) := i \int_0^\infty \mathbf{A}(t)e^{izt}dt, \quad (11)$$

and rewrite Eqs. (5) and (8),

$$\hat{\mathbf{S}}(z) = -[z\mathbf{S}^{-1} + \mathbf{S}^{-1}\hat{\mathbf{K}}(z)\mathbf{S}^{-1}]^{-1}, \quad (12)$$

$$\hat{\mathbf{K}}(z) = -[z\mathcal{J}^{-1} + i\mathcal{D}^{-1} + \hat{\mathcal{M}}(z)]^{-1}. \quad (13)$$

With this we can define an effective memory kernel, $\mathbf{M}(z)$, as,

$$\hat{\mathbf{K}}(z) =: -\left[z\mathbf{J}^{-1} + i\mathbf{D}^{-1} + \hat{\mathbf{M}}(z)\right]^{-1}, \quad (14)$$

with static current correlator $\mathbf{J} = \mathbf{K}(t = 0) = \mathcal{C}\{\mathcal{J}\} \succ 0$ and effective damping matrix $\mathbf{D}^{-1} = \mathbf{J}^{-1}\mathcal{C}\{\mathcal{J}\mathcal{D}^{-1}\mathcal{J}\}\mathbf{J}^{-1} \succeq 0$. One can show that $\hat{\mathbf{M}}(z)$ indeed shares all the properties of a matrix-valued correlation function⁶⁷, in particular, its spectrum is non-negative. Here, it corresponds precisely to the force kernel provided the second Zwanzig-Mori step is performed without splitting the currents.

For the ISF in the time domain we therefore find the standard generalized harmonic oscillator equation for matrix-valued correlation functions,

$$\mathbf{J}^{-1}\ddot{\mathbf{S}}(t) + \mathbf{D}^{-1}\dot{\mathbf{S}}(t) + \mathbf{S}^{-1}\mathbf{S}(t) + \int_0^t \mathbf{M}(t-t')\dot{\mathbf{S}}(t')dt' = 0, \quad (15)$$

subject to the initial conditions $\mathbf{S}(t = 0) = \mathbf{S}$, $\dot{\mathbf{S}}(t = 0) = 0$. The introduction of the effective memory kernel, $\mathbf{M}(t)$, proved also useful to derive a stable numerical integrator^{19,34}. A similar scheme will be introduced for the schematic model in Sec. III.

B. Generalized evolution equations with parallel relaxation

The equations of motion (5), (7), (8) and (10) form a closed set of equations that can describe systems beyond the example of simple liquids in confined geometry. Generally, the mode index μ may refer to internal degrees of freedom (like orientations) or other broken symmetries. This includes systems like aspherical particles such as molecules (where the angular dependence of the microscopic densities is expanded in spherical harmonics), active microrheology or active particles. In these systems parallel relaxation stems from different relaxation channels for transversal and rotational motion. Please note that although the mathematical structure of these equations, including matrix-valued correlation functions, is similar to previously published formalisms on mixtures (corresponding to $m = 1$), we consider identical particles in this manuscript (and focus on $m > 1$). The formal similarity, however, allows us to adapt proof strategies presented in Ref. 41.

C. Glass form factors

The long-time limit of the correlation functions (for each wavenumber q)

$$\mathbf{F} := \lim_{t \rightarrow \infty} \mathbf{S}(t), \quad (16)$$

is referred to as glass form factor. Solutions with vanishing glass form factor are called ergodic or liquid, while non-vanishing glass form factors correspond to glass states. These long-time limits exist within the mode-coupling approximation under mild conditions even for Newtonian dynamics⁶⁷ and rather obviously for overdamped dynamics⁶⁴. In the case of matrix-valued correlation functions the glass form factors are necessarily positive-semidefinite matrices for each wavenumber⁶⁸.

The glass form factors \mathbf{F} can be calculated without solving for the complete dynamics. The arguments can be literally transferred from the case of a single decay channel. A non-vanishing glass form factor implies for the Laplace transform a pole $\hat{\mathbf{S}}(z) = \mathbf{F}/z + \{\text{smooth}\}$ and the representation of the current kernel in terms of the effective memory kernel, Eq. (14), shows that

$$\mathbf{S} - \mathbf{F} = [\mathbf{S}^{-1} + \mathbf{N}]^{-1}, \quad (17)$$

where $\mathbf{N} = -\lim_{z \rightarrow 0} z \hat{\mathbf{M}}(z) = \mathbf{M}(t \rightarrow \infty)$ corresponds to the long-time limit of the effective memory kernel. The abbreviation $\tilde{\mathbf{S}} := \mathbf{S} - \mathbf{F} \succ 0$ for the left hand side of Eq.(17) turns out to be useful for the further discussion. Assuming that all memory kernels reach a positive-definite long-time limit^{23,68} $\mathcal{F}[\mathbf{F}, \mathbf{F}] \succ 0$, performing the contraction of the current kernel reveals that

$$\mathbf{N} = \mathbf{N}[\mathbf{F}] = [\mathcal{C}\{\mathcal{F}[\mathbf{F}, \mathbf{F}]^{-1}\}]^{-1}. \quad (18)$$

More generally $\mathbf{N} = \mathbf{N}[\mathbf{E}, \mathbf{F}]$ can be viewed as a functional with two distinct entries in the mode-coupling functional $\mathcal{F}[\mathbf{E}, \mathbf{F}]$. Then it has been shown in Ref. [23] that $\mathbf{N}[\mathbf{E}, \mathbf{F}]$ maps positive-semidefinite matrices $\mathbf{E} \succeq 0, \mathbf{F} \succeq 0$ (for each q) to positive-semidefinite ones $\mathbf{N} \succeq 0$. As a consequence the long-time limit can be obtained by a convergent iteration scheme of Eqs. (17), (18) starting with $\mathbf{F}^{(0)} = \mathbf{S}$. The solution satisfies also the maximum principle and corresponds to the long-time limit of the MCT equations.

Upon changing the control parameters of the mode-coupling functional, the glass form factors will also change. The definition of the glass transition singularity implies that these

changes are not smooth for smooth changes in the control parameters. To discuss the stability of the solutions in Eqs. (17),(18) the functional $\tilde{\mathbf{S}}\mathbf{N}[\mathbf{F}]\tilde{\mathbf{S}}$ is linearized at the fixed point solution, i.e the linear map \mathbf{C} is introduced such that $\tilde{\mathbf{S}}(\mathbf{N}[\mathbf{F} + \delta\mathbf{F}] - \mathbf{N}[\mathbf{F}])\tilde{\mathbf{S}} = \mathbf{C}[\delta\mathbf{F}] + \mathcal{O}(\delta\mathbf{F})^2$. From the explicit representation Eq. (18) one finds

$$\mathbf{C}[\delta\mathbf{F}] = 2\tilde{\mathbf{S}}\mathbf{N}[\mathbf{F}]\mathcal{C}\{\mathcal{F}[\mathbf{F}, \mathbf{F}]^{-1}\mathcal{F}[\delta\mathbf{F}, \mathbf{F}]\mathcal{F}[\mathbf{F}, \mathbf{F}]^{-1}\}\mathbf{N}[\mathbf{F}]\tilde{\mathbf{S}}. \quad (19)$$

The linearization of Eq. (17) then yields the condition

$$\delta\mathbf{F} = \mathbf{C}[\delta\mathbf{F}] + \Delta\mathbf{N}, \quad (20)$$

where $\Delta\mathbf{N}[\mathbf{F}]$ is the small change of the functional $\mathbf{N}[\mathbf{F}]$ due to changes of control parameters while evaluated at the fixed point solution \mathbf{F} . Correspondingly, $\mathbf{C}[\delta\mathbf{F}]$ is the proper generalization of the stability matrix discussed in MCT for scalars^{3,68}.

Since the functional $\mathbf{N}[\mathbf{F}]$ for the multi-channel relaxation shares all the mathematical properties discussed in⁶⁸ also the conclusions on the positive linear map $\mathbf{C}[\delta\mathbf{F}]$ as inferred by the Frobenius-Perron theorem remain valid. In particular, it displays a maximal non-degenerate eigenvalue $e \leq 1$ with a positive-definite eigenvector. For eigenvalues $e < 1$ the solution of Eq. (20) depends smoothly on control parameters $\delta\mathbf{F} \propto \Delta\mathbf{N}[\mathbf{F}]$, while $e = 1$ corresponds to the glass transition singularity. The corresponding glass form factors at the singularity are denoted by $\mathbf{F}_c \succ 0$. Furthermore the eigenvector corresponding to such a critical point is denoted by $\tilde{\mathbf{H}} \succeq 0$, and we indicate the fact that the control parameters are evaluated at the glass transition singularity by a subscript c, hence

$$\mathbf{C}_c[\tilde{\mathbf{H}}] = \tilde{\mathbf{H}}. \quad (21)$$

For the moment this eigenvector is defined up to positive multiples.

As mentioned above, in deriving the properties of the effective memory kernel, we heavily relied on the assumptions that all memory kernels reach a positive-definite long-time limit $\mathcal{F}[\mathbf{F}, \mathbf{F}] \succ 0$ such that the inverse can be performed in Eq. (18). It is, however, conceivable that parts of the parallel relaxation structure display type-A phenomenology (i.e. a continuous increase of the long-time limit as the transition is reached)³⁴ with vanishing glass form factor or that some of the relaxation channels remain ergodic⁶⁹. These cases will have to be studied separately.

D. Equations of structural relaxation

For the asymptotic analysis we assume that there exists a time window on a time scale $t_\sigma \gg t_0$ where the correlator $\mathbf{S}(t)$ is close to \mathbf{F}_c . Here, t_0 is an *a priori* unknown time scale describing the initial transient dynamics. In this regime close to kinetic arrest, also the memory kernel $\mathcal{M}(t)$ will remain almost constant, implying that $\hat{\mathcal{M}}(z)$ becomes large, dominating the term $z\mathcal{J} + i\mathcal{D}^{-1}$. We therefore can approximate

$$\hat{\mathbf{K}}(z) \approx -\mathcal{C} \left\{ \hat{\mathcal{M}}(z)^{-1} \right\} = -\mathcal{C} \left\{ \text{LT} [\mathcal{F}[\mathbf{S}(t), \mathbf{S}(t)]](z) \right\}^{-1} \quad (22)$$

For a single decay channel, the contraction is not needed and we recover the equations considered for the analysis in Ref. [41] for matrix-valued correlation functions.

E. Asymptotic expansion

The strategy in this subsection is to expand the channel-resolved memory kernel $\hat{\mathcal{M}}(z)$ in the window of the β -relaxation and adapt to the steps in Ref. [41].

First, we will expand the intermediate scattering function $\mathbf{S}(t)$ close to the critical plateau \mathbf{F}_c on the divergent time scale t_σ . The precise definition of t_σ will be elaborated only at the end of this subsection. For rescaled times $\hat{t} = t/t_\sigma$ we thus identify $\mathbf{S}(t) - \mathbf{F}_c$ as a small parameter which enables an asymptotic expansion. In the following, it is assumed that the underlying bifurcation scenario is of type A_2 , i.e. a Whitney fold bifurcation, which is also the scenario discussed in the previous literature⁷⁰. This leads to the ansatz for the asymptotic expansion,

$$\mathbf{S}(t) = \mathbf{F}_c + \sqrt{|\sigma|} \mathbf{G}^{(1)}(t) + \sum_{n=2}^{\infty} |\sigma|^{n/2} \mathbf{G}^{(n)}(t), \quad (23)$$

for some *a priori* unknown separation parameter σ . Additionally, we assume a regular variation of the control parameters,

$$\mathbf{S} = \mathbf{S}_c + \sigma \mathbf{S}^{(1)} + \mathcal{O}(\sigma^2), \quad (24)$$

which applies similarly to the mode-coupling functional \mathcal{F} . The procedure is now to expand $\hat{\mathcal{M}}(z)$ in powers of $\sqrt{|\sigma|}$, and then by Eq. (22) also the current kernel $\hat{\mathbf{K}}(z)$, and finally with Eq. (12) the density correlation function $\hat{\mathbf{S}}(z)$. For details to the following derivation we refer the reader to Refs. [40, 41] since we will mainly focus on the discussion of differences to previously published results.

1. Zeroth order expansion

To zeroth order in $\sqrt{|\sigma|}$ we find an equation for the critical nonergodicity parameter,

$$\mathbf{F}_c = [\mathbf{S}_c^{-1} + \mathbf{S}_c^{-1} \mathbf{N}_c^{-1} \mathbf{S}_c^{-1}]^{-1} = \mathbf{S}_c - [\mathbf{S}_c^{-1} + \mathbf{N}_c]^{-1}, \quad (25)$$

which is equivalent to the expression derived in Ref. [22] Eq. (11). The expression for \mathbf{N}_c is given by,

$$\mathbf{N}_c^{-1} = \mathcal{C}\{\mathcal{F}_c[\mathbf{F}_c, \mathbf{F}_c]^{-1}\}. \quad (26)$$

As shown in Sec. IIC the two equations above readily yield an iteration scheme that is guaranteed to converge to the long-time limit of the dynamic equations and thus to the physically desired solution (see also Refs. [23,64]).

2. First order expansion

To first order we obtain (details of the expansion are presented in App. A),

$$\mathbf{G}^{(1)}(t) - \mathbf{C}_c[\mathbf{G}^{(1)}(t)] = 0, \quad (27)$$

with the linear map,

$$\mathbf{C}_c[\mathbf{G}^{(1)}(t)] := 2\tilde{\mathbf{S}}_c \mathbf{N}_c^{(1)}[\mathbf{G}^{(1)}(t), \mathbf{F}_c] \tilde{\mathbf{S}}_c, \quad (28)$$

and,

$$\mathbf{N}_c^{(1)}[\mathbf{E}, \mathbf{F}] = \mathbf{N}_c \mathcal{C}\{\mathcal{F}_c[\mathbf{F}_c, \mathbf{F}_c]^{-1} \mathcal{F}_c[\mathbf{E}, \mathbf{F}] \mathcal{F}_c[\mathbf{F}_c, \mathbf{F}_c]^{-1}\} \mathbf{N}_c. \quad (29)$$

Comparing Eq. (27) with Eq. (21) shows immediately that $\mathbf{G}^{(1)}(q, t)$ is proportional to the critical Perron-Frobenius eigenvector^{3,40} $\tilde{\mathbf{H}}$ for all times in the window of the β -relaxation. The time dependence thus separates from the wave vector and mode index dependence and we find,

$$\mathbf{G}^{(1)}(q, t) = \tilde{\mathbf{H}}(q) \tilde{g}(\hat{t}), \quad (30)$$

where we reinstated the dependence on rescaled times $\hat{t} = t/t_\sigma$ in the β -relaxation. Eq. (30) is also called the factorization theorem, including the critical amplitude $\tilde{\mathbf{H}}(q)$ and the β -correlator $\tilde{g}(\hat{t})$. It basically states that close to the critical point on the time scale of t_σ all dynamical correlation functions can be rescaled such that they superimpose on a single

universal master curve. In the following, we will fix this eigenvector uniquely using the normalizations,

$$\begin{aligned}\text{tr}(\hat{\mathbf{H}}\tilde{\mathbf{H}}) &= 1, \\ \text{tr}(\hat{\mathbf{H}}\tilde{\mathbf{H}}\tilde{\mathbf{S}}_c^{-1}\tilde{\mathbf{H}}) &= 1.\end{aligned}\tag{31}$$

The multiplication of the matrices is to be understood separately for each wavenumber, while the trace is extended to account for the set of wavenumbers $\text{tr}(\mathbf{A}) = \sum_q \text{tr}\mathbf{A}(q)$. We also introduced $\hat{\mathbf{H}}$ as the corresponding left-eigenvector of the above discussed linear map, defined as $\text{tr}(\hat{\mathbf{H}}\mathbf{f}) = \text{tr}(\hat{\mathbf{H}}\mathbf{C}[\mathbf{f}])$ for any trial matrix \mathbf{f} .⁴¹

3. Second order expansion

To second order we find,

$$\begin{aligned}\mathbf{G}^{(2)}(t) - \mathbf{C}_c[\mathbf{G}^{(2)}(t)] &= \tilde{\mathbf{S}}_c\mathbf{N}_c^{(1)}[\tilde{\mathbf{H}}, \tilde{\mathbf{H}}]\tilde{\mathbf{S}}_c g(\hat{t})^2 - 2\tilde{\mathbf{S}}_c\mathbf{N}_c^{(1)}[\tilde{\mathbf{H}}, \mathbf{F}_c]\tilde{\mathbf{H}}\frac{d}{d\hat{t}}(g * g)(\hat{t}) \\ &\quad + \tilde{\mathbf{S}}_c\mathbf{A}\tilde{\mathbf{S}}_c\frac{d}{d\hat{t}}(g * g)(\hat{t}) + \tilde{\mathbf{S}}_c\mathbf{S}_c^{-1}\left(\mathbf{S}\mathbf{N}_\epsilon(\mathbf{S} - \mathbf{F}_c) - \mathbf{S}_c\mathbf{N}_c\tilde{\mathbf{S}}_c\right)/|\sigma|,\end{aligned}\tag{32}$$

with,

$$\mathbf{A} = 4\left(\mathbf{N}_c^{(1)}[\tilde{\mathbf{H}}, \mathbf{F}_c]\mathbf{N}_c^{-1}\mathbf{N}_c^{(1)}[\tilde{\mathbf{H}}, \mathbf{F}_c] - \mathbf{N}_c^{(2)}[\tilde{\mathbf{H}}, \tilde{\mathbf{H}}]\right),\tag{33}$$

and the definitions,

$$\mathbf{N}_\epsilon = [\mathcal{C}\{\mathcal{F}[\mathbf{F}_c, \mathbf{F}_c]^{-1}\}]^{-1},\tag{34}$$

$$\mathbf{N}_c^{(2)}[\mathbf{E}, \mathbf{F}] = \mathbf{N}_c\mathcal{C}\{\mathcal{F}_c[\mathbf{F}_c, \mathbf{F}_c]^{-1}\mathcal{F}_c[\mathbf{E}, \mathbf{F}_c]\mathcal{F}_c[\mathbf{F}_c, \mathbf{F}_c]^{-1}\mathcal{F}_c[\mathbf{F}, \mathbf{F}_c]\mathcal{F}_c[\mathbf{F}_c, \mathbf{F}_c]^{-1}\}\mathbf{N}_c.\tag{35}$$

Details of the expansion are presented in App. A and the factorization theorem (30) has been used. One readily checks that the matrix \mathbf{A} evaluates to zero if there is only a single relaxation channel. The last term in Eq. (32) collects the linear terms in $|\sigma|$ due to variations of the control parameters. We now follow the standard route utilizing the solubility conditions^{40,41},

$$\text{tr}(\hat{\mathbf{H}}\mathbf{G}^{(n)}(t) - \hat{\mathbf{H}}\mathbf{C}_c[\mathbf{G}^{(n)}(t)]) = 0 = \text{tr}(\hat{\mathbf{H}}\mathbf{I}^{(n)}),\tag{36}$$

and identifying the different terms in Eq. (32) as,

$$\sigma = \text{tr} \left[\hat{\mathbf{H}} \tilde{\mathbf{S}}_c \mathbf{S}_c^{-1} \left(\mathbf{S} \mathbf{M}_\epsilon (\mathbf{S} - \mathbf{F}_c) - \mathbf{S}_c \mathbf{M}_c \tilde{\mathbf{S}}_c \right) \right], \quad (37)$$

$$\tilde{\lambda} = \text{tr} \left[\hat{\mathbf{H}} \tilde{\mathbf{S}}_c \mathbf{N}_c^{(1)} [\tilde{\mathbf{H}}, \tilde{\mathbf{H}}] \tilde{\mathbf{S}}_c \right], \quad (38)$$

$$\Delta = \text{tr} \left[\hat{\mathbf{H}} \tilde{\mathbf{S}}_c \mathbf{A} \tilde{\mathbf{S}}_c \right], \quad (39)$$

to find,

$$(1 - \Delta) \frac{d}{d\hat{t}} (\tilde{g} * \tilde{g})(\hat{t}) = \tilde{\lambda} \tilde{g}(\hat{t})^2 + \text{sgn } \sigma, \quad (40)$$

with the convolution,

$$(f * g)(t) = \int_0^t f(t - t') g(t') dt'. \quad (41)$$

In case of a single decay channel, the new term does not show up, $\Delta = 0$, and the result reduces to the well-known β -scaling equation derived in Refs. [40, 41, 71]. To recover their result in the presence of multiple relaxation channels we employ *a posteriori* a rescaling,

$$g(\hat{t}) = \tilde{g}(\hat{t}) \sqrt{1 - \Delta}, \quad (42)$$

$$\mathbf{H}(q) = \tilde{\mathbf{H}}(q) / \sqrt{1 - \Delta}, \quad (43)$$

$$\lambda = \tilde{\lambda} / (1 - \Delta). \quad (44)$$

This is possible due to the scale invariance of the scaling equation and it also leaves the factorization theorem untouched. This eventually leads to the original β -scaling equation,

$$\frac{d}{d\hat{t}} (g * g)(\hat{t}) = \lambda g(\hat{t})^2 + \text{sgn } \sigma. \quad (45)$$

The scaling equation displays a power-law solution with exponents $1/2 \leq -a \leq 0$ for short rescaled times $\hat{t} \ll 1$. For $\text{sgn } \sigma = -1$ a second power law with exponent $0 \leq b \leq 1$ emerges at long rescaled times $\hat{t} \gg 1$, while the scaling function converges for long times to a finite value for $\text{sgn } \sigma = 1$. The exponent parameter λ , connects the exponents, a, b , of the α - and β -relaxation processes via *Götze's exponent relation*,

$$\frac{\Gamma(1 + b)^2}{\Gamma(1 + 2b)} = \lambda = \frac{\Gamma(1 - a)^2}{\Gamma(1 - 2a)}. \quad (46)$$

To fix a unique solution of the scaling equation, the condition $g(\hat{t} \ll 1) = \hat{t}^{-a}$ is imposed.

4. Critical dynamics

We recall the most important conclusions for the critical dynamics close to the glass transition that can be drawn from Eqs. (23),(30) and (45) (see Refs. [3, 40] for extended derivations).

- For $t \gg t_0$ and $t \ll t_\sigma$ the short-time solution $g(\hat{t} \ll 1) = \hat{t}^{-a}$ sets $t_\sigma = t_0 |\sigma|^{-1/2a}$ and we find,

$$\mathbf{S}(q, t) = \mathbf{F}_c(q) + \mathbf{H}(q)(t/t_\sigma)^{-a} \sqrt{|\sigma|} + \mathcal{O}(\sqrt{|\sigma|}^2), \quad (47)$$

$$\chi''(q, \omega) = \mathbf{H}(q)\Gamma(1-a) \sin(\pi a/2) (\omega t_\sigma)^a \sqrt{|\sigma|} + \mathcal{O}(\sqrt{|\sigma|}^2). \quad (48)$$

Here, $\chi''(q, \omega) = \omega \mathbf{S}''(q, \omega)$ is the susceptibility spectrum, calculated from the correlation spectrum, $\mathbf{S}''(q, \omega) = \int_0^\infty \cos(\omega t) \mathbf{S}(q, t) dt$.

- For $\sigma \geq 0$ and $t \gg t_\sigma$ the asymptotic expansion of the glass form factor follows,

$$\mathbf{F}(q) = \lim_{t \rightarrow \infty} \mathbf{S}(q, t) = \mathbf{F}_c(q) + \mathbf{H}(q) \sqrt{\frac{\sigma}{1-\lambda}} + \mathcal{O}(\sqrt{|\sigma|}^2). \quad (49)$$

- For $\sigma < 0$ and $t \gg t_\sigma$ we find the emergence of a second power law, $g(\hat{t} \gg 1) = -B\hat{t}^b$, which sets the α -relaxation time $t'_\sigma = (t_0/B^{1/b}) |\sigma|^{-\gamma}$, with $\gamma = 1/2a + 1/2b$. For the intermediate scattering function and the susceptibility spectrum we obtain,

$$\mathbf{S}(q, t) = \mathbf{F}_c(q) - \mathbf{H}(q)(t/t'_\sigma)^b + \mathcal{O}(\sqrt{|\sigma|}^2), \quad (50)$$

$$\chi''(q, \omega) = \mathbf{H}(q)\Gamma(1+b) \sin(\pi b/2) (\omega t'_\sigma)^{-b} + \mathcal{O}(\sqrt{|\sigma|}^2). \quad (51)$$

F. Discussion

We find that the existence of multiple decay channels has no fundamental influence on the asymptotic scaling laws which can be derived from various kinds of mode-coupling theories. This confirms that the standard scaling analysis can indeed also be applied to systems where multiple decay channels emerge naturally, such as molecules, confined fluids or active particles. This result has been anticipated before¹⁷ but to the best knowledge of the authors it has not yet been shown explicitly.

The microscopic expression of the exponent parameter differs from the case of the single relaxation channel due to a new contribution as highlighted in the term Δ , Eq. (39). These

non-trivial terms could also be hidden in the normalizations of the eigenvectors Eq. (31) at the prize of lengthy expressions. In both cases the derivation shows that the difference introduced in Eq. (33), which is largest if the decay channels are very different, will have an influence on the emergent power-law exponents.

III. SCHEMATIC MODEL WITH TWO DECAY CHANNELS

To understand the emergent static and dynamic properties of mode-coupling theory, schematic models have been proved to be very useful^{3,63}. These models are characterized by a very small number of modes M (usually $M \leq 2$) which significantly simplifies and accelerates the numerical solution of the equations. Inspired by the MCT equations for liquids in confinement, we suggest a schematic model to study the impact of multiple decay channels. We restrict ourselves to diagonal 2×2 matrices with two distinct decay channels, leading to the equations of motion,

$$\hat{S}_i(z) = - \left[z + \hat{K}_i(z) \right]^{-1}, \quad i = 1, 2, \quad (52)$$

$$\hat{K}_i(z) = Q^{\parallel} \hat{\mathcal{K}}_i^{\parallel}(z) + Q^{\perp} \hat{\mathcal{K}}_i^{\perp}(z), \quad (53)$$

$$\hat{\mathcal{K}}_i^{\alpha}(z) = - \left[z + i\nu_i + \hat{\mathcal{M}}_i^{\alpha}(z) \right]^{-1}, \quad \alpha = \parallel, \perp. \quad (54)$$

Here, Eqs. (52),(53) and (54), are the direct equivalents of Eqs. (12),(7) and (13), respectively, where $i \triangleq (q, \mu)$. For the memory kernels, we now use the Bosse-Krieger model⁶³,

$$\mathcal{M}_1^{\alpha}(t) = Q^{\alpha} k \left[\delta^{\alpha} S_1(t)^2 + (1 - \delta^{\alpha}) S_2(t)^2 \right] = Q^{\alpha} \tilde{\mathcal{M}}_1^{\alpha}(t), \quad (55)$$

$$\mathcal{M}_2^{\alpha}(t) = Q^{\alpha} k r S_1(t) S_2(t) = Q^{\alpha} \tilde{\mathcal{M}}_2^{\alpha}(t). \quad (56)$$

Here, the parameters $0 \leq \delta^{\parallel}, \delta^{\perp} \leq 1$ and $0 < r < \infty$ are assumed to be fixed and k is the control parameter. If one of the decay channels, Q^{\parallel}, Q^{\perp} , is zero, the schematic model reduces to the well-known single-channel Bosse-Krieger model⁶³. In the following, we will use $\delta^{\parallel} = 0.9$ and $\delta^{\perp} = 0.1$. The two decay channels therefore differ such that in parallel “direction” mode 1 couples stronger to itself than to mode 2, while in perpendicular “direction” it couples weakly to itself. To increase the stability and avoid unrealistic oscillations we include an instantaneous damping $\nu_1 > 0$ and $\nu_2 = 0$, as is commonly done in MCT^{3,40}.

Eqs. (52)-(54) together with the expressions for the memory kernels Eq. (55) and Eq. (56) can be solved numerically by combining standard techniques for bulk MCT⁷² and methods

δ^{\parallel}	0.9	k^c	42.7021257192(1)	$\tilde{\lambda}$	0.6871
δ^{\perp}	0.1	F_1^c	0.7555	λ	0.7039
r	0.075	F_2^c	0.1734	a	0.3322
Q^{\parallel}	1.0	H_1	0.5177	b	0.6622
Q^{\perp}	1.0	H_2	0.5664	B	0.6872
ν_1	4.0	Δ	-0.0244	t_0	0.0371

TABLE I. Summary of the parameters and critical properties of the schematic Bosse-Krieger model with two decay channels as defined in Eqs. (52)-(56). The parameter B was determined by linear interpolation of Tab. 3 in Ref. [39].

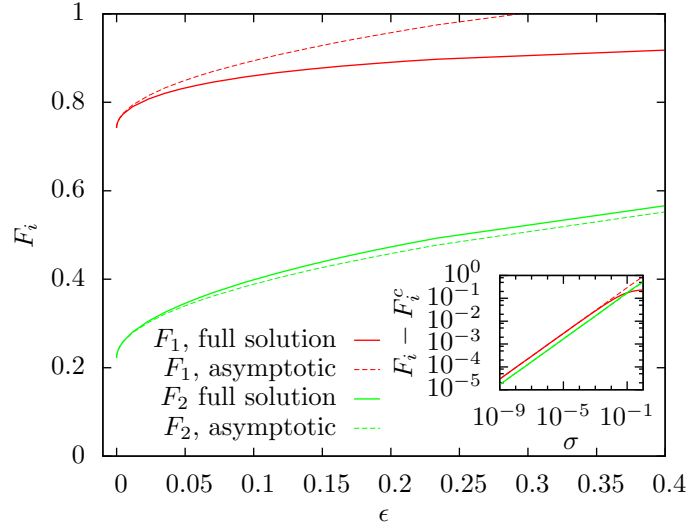


FIG. 1. Nonergodicity parameters F_i for various values of the control-parameter distance $\epsilon = (k - k^c)/k^c$. The asymptotes were determined according to Eq. (49). The inset shows the variation from the critical nonergodicity parameters in dependence of the separation parameter σ in double logarithmic representation.

that were recently suggested to solve MCT for active microrheology^{33,34}. Details can be found in Appendix B. In Table I the parameters for the model used in this work are summarized.

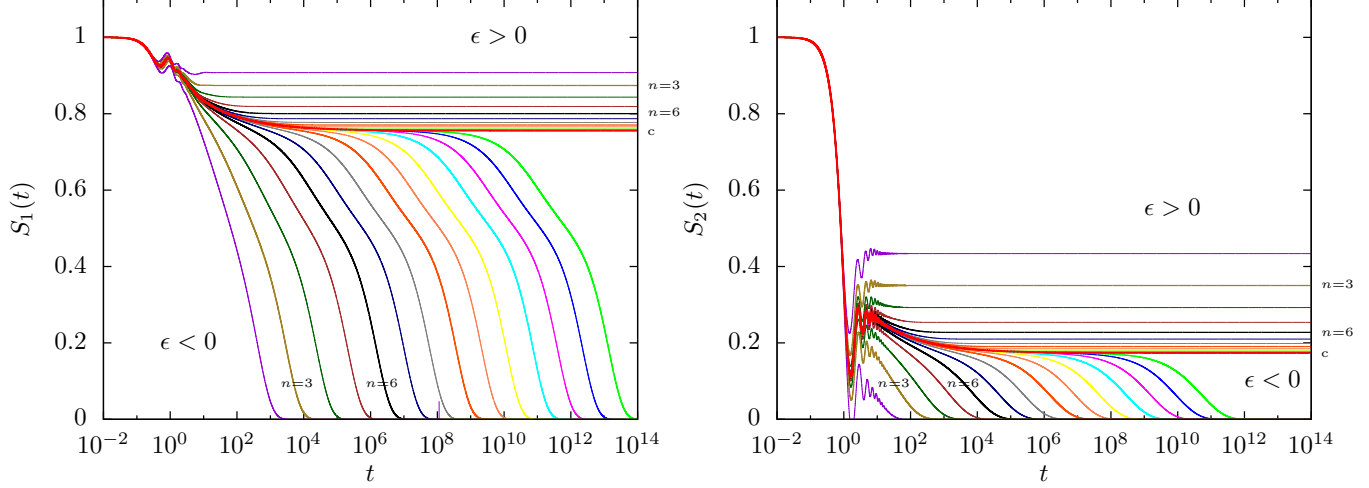


FIG. 2. Time-dependent correlators $S_1(t)$ (left) and $S_2(t)$ (right). The different curves are calculated for control parameters $\epsilon = \pm 10^{-n/3}$ (n increases from left to right for $\epsilon < 0$ and from top to bottom for $\epsilon > 0$). The critical correlator for $k = k^c$ ($\epsilon = 0$) is displayed as a thick line and labeled by “c”.

Statics: Nonergodicity parameter

The bifurcation of the nonergodicity parameter above the critical point is displayed in Fig. 1. As anticipated, the curves can be described by the leading order asymptote, $F_i \propto \sqrt{\epsilon} = \sqrt{(k - k^c)/k^c}$, for small control-parameter distance ϵ to the transition (see also Eq. (49)). The inset provides numerical evidence that the expansion presented in the previous chapter indeed accurately describes the asymptotic behavior of a system with multiple decay channels.

Dynamics: Correlators and susceptibility

The time dependences of the correlators $S_i(t)$ are visualized in Fig. 2. Both curves show qualitatively the same time dependence as known from bulk MCT, i.e. they are smooth functions of ϵ on any finite interval of time with divergent time scales, t_σ and t'_σ , when approaching the critical point, $\epsilon \rightarrow 0$. For a detailed discussion of these general features we refer the reader to Ref. [40]. More quantitatively it can be observed that the Markovian contribution to the memory kernel leads to a damping of the correlator $S_1(t)$ on a time scale ν_1^{-1} , as expected from the equations of motion. This becomes even more apparent from the

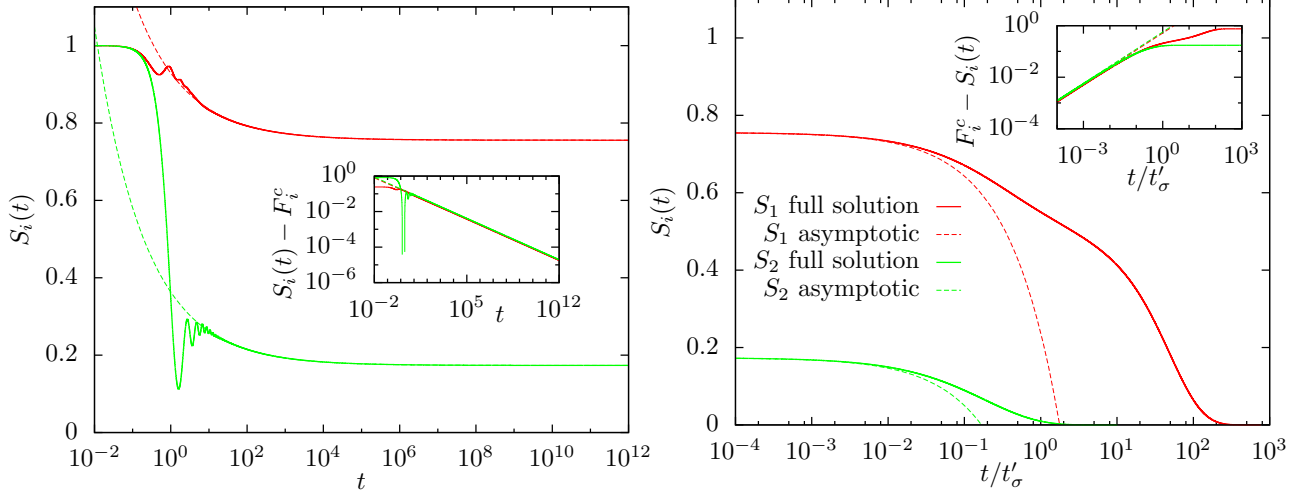


FIG. 3. Time dependence of the critical correlators $S_i(t)$ (left) and the α -relaxation process (right). The asymptotes in the left panel (β -relaxation) were calculated according to Eq. (47). The time scale t_0 was determined by matching the asymptotic solution of $S_1(t)$. The inset shows the convergence to the critical nonergodicity parameter in double logarithmic representation. Similarly, the right panel shows the α -relaxation with the asymptotes calculated according to Eq. (50) for a separation parameter $\sigma = 6.36 \cdot 10^{-9}$ and thus $t'_\sigma = 2.182 \cdot 10^{17}$.

appearance of strong oscillations in the dynamics of correlator $S_2(t)$ for which no Markovian damping was included.

The α - and β -relaxation processes are shown separately and in more detail in Fig. 3, including the asymptotic scaling laws derived in Ch. II E 4. The β -relaxation of the critical correlator is depicted in the left panel. For $t > 10^2$ there is no visible difference between the time fractal, $g(\hat{t}) = \hat{t}^{-a}$, as derived in Eq. (47), and the correlator $S_i(t, \epsilon \rightarrow +0)$. Here, we emphasize that the emergent power-law exponent a is a non-trivial result of the asymptotic expansion in a scenario with multiple decay channels presented in this manuscript. When approaching the critical point from below, a second relaxation process, called α -relaxation, is observed (see right panel of Fig. 3). This decay from the plateau value F_i^c is described by a second power law, $g(\hat{t}) = -B\hat{t}^b$, which is commonly referred to as von Schweidler law³. Interestingly, a distinct “kink” is observed in the α -relaxation at $t/t'_\sigma \approx 10$ that has not yet been reported for MCT dynamics. We will postpone its discussion to the next paragraph.

From the correlators discussed in the last paragraphs we also calculate the susceptibility spectra *via* Fourier transformation, relying on the modified Filon-Tuck algorithm^{73,74}. The

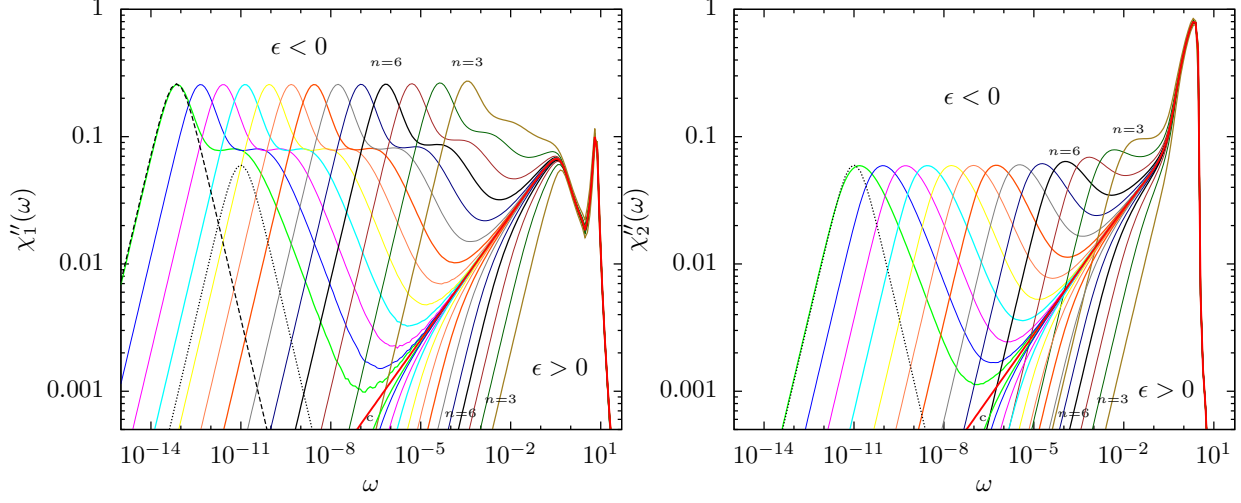


FIG. 4. Frequency-dependent susceptibility $\chi_1''(\omega) = \omega S_1''(\omega)$ (left) and $\chi_2''(\omega)$ (right) (n increases from right to left) for the same parameters as in Fig. 2. The dashed and dotted, black lines show Debye peaks, $\chi_{D_i}''(\omega) = 2\chi_{\max_i}\omega\tau_{D_i}/[1 + (\omega\tau_{D_i})^2]$, for mode 1 and 2, respectively ($\chi_{\max_1} = 0.26$, $\tau_{D_1} = 1.4 \cdot 10^{13}$, $\chi_{\max_2} = 0.06$, $\tau_{D_2} = 1.0 \cdot 10^{11}$). The dotted line is also included to the spectrum $\chi_1''(\omega)$ for the sake of visualization.

results are presented in Fig. 4. As expected from the two-step relaxation scenario two distinct peaks are observed in the spectra for $\epsilon < 0$. Both peaks are described using the critical spectra derived in the previous chapter (see Fig. 5). The figure shows that for several orders of magnitude in frequency a very good overlap between the asymptotic power laws and the numerical solution of the full MCT equations holds. All of these findings are in accordance to similar observations in bulk MCT⁴⁰. There is, however, one remarkable feature in the calculated susceptibility spectra, viz. the shoulder in the low-frequency peak in $\chi_1''(\omega)$, that is specific for our model and that corresponds to the observed “kink” in the correlation function. A similar feature has been identified as the Cole-Cole law in Ref.⁷⁵, but in that case the “kink” emerges for frequencies larger than the von Schweidler law and thus cannot explain the shoulder observed in our model. The small-frequency susceptibility spectrum predicted by MCT with a single decay channel can be described by an asymmetric peak. (see also Fig. 4, right panel, since mode 2 has only one relaxation channel.) The right flank of this peak is given by the von Schweidler law and the left side corresponds to a Debye peak. The origin of the emergence of an additional shoulder therefore seems to be intrinsic for multiple decay channels: The correlator $S_2(t)$ decays slightly faster than $S_1(t)$ due to

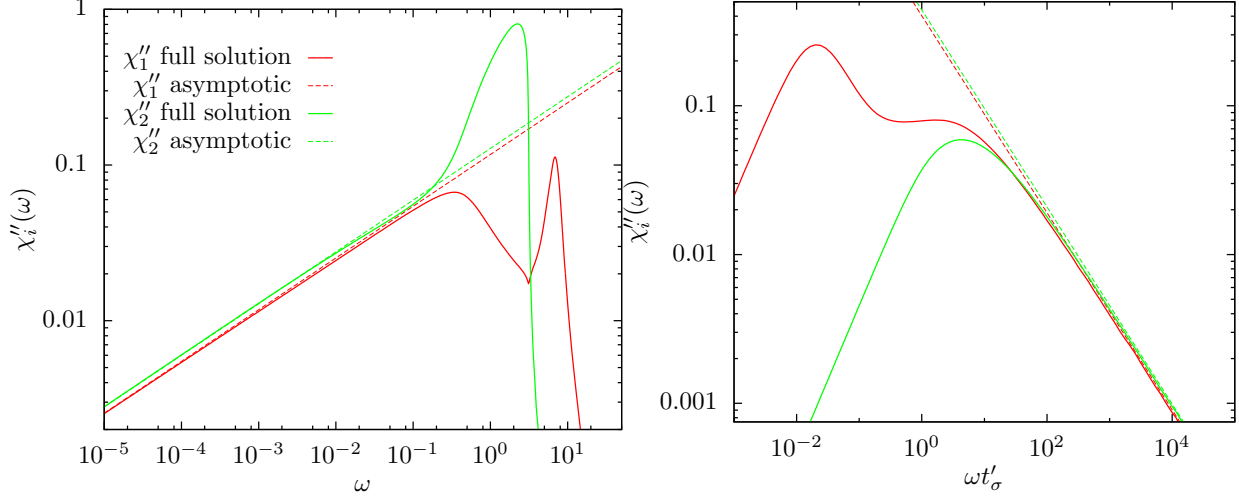


FIG. 5. Susceptibility spectra $\chi''_i(\omega)$ of the critical correlators (left) and the α -relaxation processes (right) for the same parameters as in Fig. 3. The asymptotes are calculated according to Eqs. (48) (left) and (51) (right).

the smaller amplitude of F_2^c . We thus observe a faster relaxation of $\mathcal{M}_1^\perp(t)$ compared to $\mathcal{M}_1^\parallel(t)$ due to the asymmetry between δ^\parallel and δ^\perp . Therefore, two overlapping peaks emerge in $\chi''_1(\omega)$, directly connected to those two decay channels. To support this explanation we have included the corresponding Debye peaks in Fig. 4, showing that the resulting spectrum, $\chi''_1(\omega)$, is indeed emerging from two distinct relaxation processes.

The observation of double peaks is an interesting finding in itself not directly connected to mode-coupling theory, but could also be observable in simulations or experiments for systems where multiple, very different decay channels come into play.

IV. SUMMARY AND CONCLUSION

An asymptotic analysis for MCT with multiple decay channels has been elaborated based on very moderate assumptions. We have found that non-trivial terms arise in the expansion in the vicinity of the glass form factors, leading to a slightly different form of the β -scaling equation. Using the scale invariance of this equation, we showed that its original form and thus its universality can be recovered by a straightforward rescaling of the critical amplitude and the fundamental constant λ . The rescaling factor Δ is largest if there is a strong asymmetry between the different decay channels.

To demonstrate the applicability of the derived asymptotic scaling laws we have suggested a novel schematic model - a generalization of the Bosse-Krieger model - with two decay channels. As anticipated, the numerical solution of the MCT and the asymptotic time fractals are in very good agreement. As interesting new feature emerging already in this schematic we have observed a pronounced shoulder in the low-frequency susceptibility spectrum of the model which we have rationalize as an indicator for multiple decay channels.

The results of this work finally enable an asymptotic analysis of MCT for systems that are characterized by multiple decay channels. Considering that most of the recently applied MCTs, viz. MCT for active particles, MCT for molecules and MCT in strongly confined systems, fall into this category, several important applications of the presented theory could come up. Furthermore, it will be very interesting to investigate whether the observed asymmetry as trace for multiple decay channels is measurable in realistic systems via simulations or experiments.

The derivation of the β -scaling law for the dynamics in the vicinity of the glass form factors relies, first, on a discontinuous type-B transition and, second, on the assumption that the wave vector dependence can be discretized. The first assumption is violated in active microrheology where mixed continuous/discontinuous transition was observed^{33,34} and correspondingly a separate analysis is required. The second assumption is strictly speaking never fulfilled. For small wavenumbers hydrodynamic modes become arbitrarily slow and the structural relaxation does not dominate the dynamics of the intermediate scattering functions. Differently speaking the limit of control parameter approaching the critical value and the limit of small wavenumber do not commute. Then the hydrodynamic regime is expected to shrink as the glass transition is approached. Nevertheless the long-wavelength singularities are encoded properly in mode-coupling theory, yet the β -scaling law cannot hold uniformly for all wavenumbers. Recently it has been shown that the interplay of structural relaxation and the hydrodynamic behavior can be addressed within mode-coupling theory⁷⁶ by using a logarithmically spaced grid of wavenumbers.

ACKNOWLEDGMENTS

GJ and TF gratefully acknowledge support by the Austrian Science Fund (FWF): I 2887 and TV acknowledges partial funding by DFG VO 1270/7-2.

Appendix A: Expansions to second order

Here we briefly sketch the expansion in powers of $\sqrt{|\sigma|}$ for the memory kernels and density correlation function consistently to and including order $|\sigma|$. With the ansatz

$$\mathbf{S}(t) = \mathbf{F}_c + \sqrt{|\sigma|} \mathbf{G}^{(1)}(t) + |\sigma| \mathbf{G}^{(2)}(t), \quad (\text{A1})$$

we find for the memory kernel

$$\hat{\mathcal{M}}(z) = -\frac{1}{z} \mathcal{F}_c + 2\sqrt{|\sigma|} \mathcal{F}_c[\hat{\mathbf{G}}^{(1)}(z), \mathbf{F}_c] - \frac{1}{z} \Delta \mathcal{F} + 2|\sigma| \mathcal{F}_c[\hat{\mathbf{G}}^{(2)}(z), \mathbf{F}_c] + |\sigma| \text{LT}\{\mathcal{F}_c[\mathbf{G}^{(1)}(t), \mathbf{G}^{(1)}(t)]\}, \quad (\text{A2})$$

where we abbreviated the value of the MCT functional at its critical value by $\mathcal{F}_c = \mathcal{F}_c[\mathbf{F}_c, \mathbf{F}_c]$, and by $\Delta \mathcal{F} = \mathcal{F}[\mathbf{F}_c, \mathbf{F}_c] - \mathcal{F}_c[\mathbf{F}_c, \mathbf{F}_c] = \mathcal{O}(\sigma)$ the regular variation of the MCT functional.

We will repeatedly encounter the problem of expanding the inverse of a matrix to second order in a small perturbation. This is achieved with the identity

$$(\mathbf{A} + \mathbf{B})^{-1} = \mathbf{A}^{-1} - \mathbf{A}^{-1} \mathbf{B} (\mathbf{A} + \mathbf{B})^{-1} \approx \mathbf{A}^{-1} - \mathbf{A}^{-1} \mathbf{B} \mathbf{A}^{-1} + \mathbf{A}^{-1} \mathbf{B} \mathbf{A}^{-1} \mathbf{B} \mathbf{A}^{-1}. \quad (\text{A3})$$

Then the inverse of the memory kernel reads

$$\begin{aligned} \hat{\mathcal{M}}(z)^{-1} = & -z \mathcal{F}_c^{-1} - 2\sqrt{|\sigma|} z^2 \mathcal{F}_c^{-1} \mathcal{F}_c[\hat{\mathbf{G}}^{(1)}(z), \mathbf{F}_c] \mathcal{F}_c^{-1} \\ & + z \mathcal{F}_c^{-1} \Delta \mathcal{F} \mathcal{F}_c^{-1} - 2|\sigma| z^2 \mathcal{F}_c^{-1} \mathcal{F}_c[\mathbf{G}^{(2)}(z), \mathbf{F}_c] \mathcal{F}_c^{-1} \\ & - |\sigma| z^2 \mathcal{F}_c^{-1} \text{LT}\{\mathcal{F}_c[\mathbf{G}^{(1)}(t), \mathbf{G}^{(1)}(t)]\} \mathcal{F}_c^{-1} \\ & - 4|\sigma| z^3 \mathcal{F}_c^{-1} \mathcal{F}_c[\hat{\mathbf{G}}^{(1)}(z), \mathbf{F}_c] \mathcal{F}_c^{-1} \mathcal{F}_c[\hat{\mathbf{G}}^{(1)}(z), \mathbf{F}_c] \mathcal{F}_c^{-1}. \end{aligned} \quad (\text{A4})$$

The contraction $\mathcal{C}\{\dots\}$ of the preceding expression yields then $-\hat{\mathbf{K}}(z)$ to the desired order. In particular from the zeroth order $\mathbf{N}_c^{-1} = \mathcal{C}\{\mathcal{F}_c^{-1}\}$.

The inverse density correlation function follows from the equation of motion $\hat{\mathbf{S}}(z)^{-1} = -z \mathbf{S}^{-1} - \mathbf{S}^{-1} \hat{\mathbf{K}}(z) \mathbf{S}^{-1}$. Since the structure factor varies as $\mathbf{S} = \mathbf{S}_c + \sigma \mathbf{S}^{(1)}$, additional terms are generated in the expansion. Collecting terms one arrives at

$$\begin{aligned} \hat{\mathbf{S}}(z)^{-1} = & -z \mathbf{S}_c^{-1} + \mathbf{S}_c^{-1} \mathcal{C}\{\hat{\mathcal{M}}(z)^{-1}\} \mathbf{S}_c^{-1} \\ & + z \mathbf{S}_c^{-1} \sigma \mathbf{S}^{(1)} \mathbf{S}_c^{-1} + z \mathbf{S}_c^{-1} \sigma \mathbf{S}^{(1)} \mathbf{S}_c^{-1} \mathbf{N}_c^{-1} \mathbf{S}_c^{-1} + z \mathbf{S}_c^{-1} \mathbf{N}_c^{-1} \mathbf{S}_c^{-1} \sigma \mathbf{S}^{(1)} \mathbf{S}_c^{-1}. \end{aligned} \quad (\text{A5})$$

In the contraction term a pattern is repeated which suggests to introduce the functional

$$\mathbf{N}_c^{(1)}[\mathbf{E}, \mathbf{F}] := \mathbf{N}_c \mathcal{C}\{\mathcal{F}_c^{-1} \mathcal{F}_c[\mathbf{E}, \mathbf{F}] \mathcal{F}_c^{-1}\} \mathbf{N}_c. \quad (\text{A6})$$

Repeated use of the equation for the glass form factor $\mathbf{F}_c^{-1} = \mathbf{S}_c^{-1} + \mathbf{S}_c^{-1} \mathbf{N}_c^{-1} \mathbf{S}_c^{-1}$ and the resulting identity $\mathbf{N}_c = \mathbf{S}_c^{-1} \mathbf{F}_c \tilde{\mathbf{S}}_c$ yields

$$\begin{aligned} \hat{\mathbf{S}}(z)^{-1} = & -z \mathbf{F}_c^{-1} + 2\sqrt{|\sigma|} z^2 \mathbf{F}_c^{-1} \tilde{\mathbf{S}}_c \mathbf{N}_c^{(1)}[\hat{\mathbf{G}}^{(1)}(z), \mathbf{F}_c] \tilde{\mathbf{S}}_c \mathbf{F}_c^{-1} \\ & + z \mathbf{S}_c^{-1} \sigma \mathbf{S}^{(1)} \mathbf{F}_c^{-1} + z \mathbf{F}_c^{-1} \sigma \mathbf{S}^{(1)} \mathbf{S}_c^{-1} - z \mathbf{S}_c^{-1} \sigma \mathbf{S}^{(1)} \mathbf{S}_c^{-1} + z \mathbf{S}_c^{-1} \mathcal{C}\{\mathcal{F}_c^{-1} \Delta \mathcal{F} \mathcal{F}_c^{-1}\} \mathbf{S}_c^{-1} \\ & - 2|\sigma| z^2 \mathbf{F}_c^{-1} \tilde{\mathbf{S}}_c \mathbf{N}_c^{(1)}[\mathbf{G}^{(2)}(z), \mathbf{F}_c] \tilde{\mathbf{S}}_c \mathbf{F}_c^{-1} - |\sigma| z^2 \mathbf{F}_c^{-1} \tilde{\mathbf{S}}_c \text{LT}\{\mathbf{N}_c^{(1)}[\mathbf{G}^{(1)}(t), \mathbf{G}^{(1)}(t)]\} \tilde{\mathbf{S}}_c \mathbf{F}_c^{-1} \\ & - 4|\sigma| z^3 \mathbf{S}_c^{-1} \mathcal{C}\{\mathcal{F}_c^{-1} \mathcal{F}_c[\hat{\mathbf{G}}^{(1)}(z), \mathbf{F}_c] \mathcal{F}_c^{-1} \mathcal{F}_c[\hat{\mathbf{G}}^{(1)}(z), \mathbf{F}_c] \mathcal{F}_c^{-1}\} \mathbf{S}_c^{-1}. \end{aligned} \quad (\text{A7})$$

Inverting the series once more, we find

$$\begin{aligned} \hat{\mathbf{S}}(z) = & -\frac{1}{z} \mathbf{F}_c + 2\sqrt{|\sigma|} \tilde{\mathbf{S}}_c \mathbf{N}_c^{(1)}[\hat{\mathbf{G}}^{(1)}(z), \mathbf{F}_c] \tilde{\mathbf{S}}_c \\ & - \frac{1}{z} \mathbf{F}_c \mathbf{S}_c^{-1} \sigma \mathbf{S}^{(1)} - \frac{1}{z} \sigma \mathbf{S}^{(1)} \mathbf{S}_c^{-1} \mathbf{F}_c + \frac{1}{z} \mathbf{F}_c \mathbf{S}_c^{-1} \sigma \mathbf{S}^{(1)} \mathbf{S}_c^{-1} \mathbf{F}_c - \frac{1}{z} \mathbf{F}_c \mathbf{S}_c^{-1} \mathcal{C}\{\mathcal{F}_c^{-1} \Delta \mathcal{F} \mathcal{F}_c^{-1}\} \mathbf{S}_c^{-1} \mathbf{F}_c \\ & + 2|\sigma| \tilde{\mathbf{S}}_c \mathbf{N}_c^{(1)}[\mathbf{G}^{(2)}(z), \mathbf{F}_c] \tilde{\mathbf{S}}_c + |\sigma| \tilde{\mathbf{S}}_c \text{LT}\{\mathbf{N}_c^{(1)}[\mathbf{G}^{(1)}(t), \mathbf{G}^{(1)}(t)]\} \tilde{\mathbf{S}}_c \\ & + 4|\sigma| z \mathbf{F}_c \mathbf{S}_c^{-1} \mathcal{C}\{\mathcal{F}_c^{-1} \mathcal{F}_c[\hat{\mathbf{G}}^{(1)}(z), \mathbf{F}_c] \mathcal{F}_c^{-1} \mathcal{F}_c[\hat{\mathbf{G}}^{(1)}(z), \mathbf{F}_c] \mathcal{F}_c^{-1}\} \mathbf{S}_c^{-1} \mathbf{F}_c \\ & - 4|\sigma| z \tilde{\mathbf{S}}_c \mathbf{N}_c^{(1)}[\hat{\mathbf{G}}^{(1)}(z), \mathbf{F}_c] \tilde{\mathbf{S}}_c \mathbf{F}_c^{-1} \tilde{\mathbf{S}}_c \mathbf{N}_c^{(1)}[\hat{\mathbf{G}}^{(1)}(z), \mathbf{F}_c] \tilde{\mathbf{S}}_c. \end{aligned} \quad (\text{A8})$$

Here, all terms in the second line can be combined to find a compact term that also includes all linear terms in σ ,

$$\begin{aligned} & -\frac{1}{z} \mathbf{F}_c \mathbf{S}_c^{-1} \sigma \mathbf{S}^{(1)} - \frac{1}{z} \sigma \mathbf{S}^{(1)} \mathbf{S}_c^{-1} \mathbf{F}_c + \frac{1}{z} \mathbf{F}_c \mathbf{S}_c^{-1} \sigma \mathbf{S}^{(1)} \mathbf{S}_c^{-1} \mathbf{F}_c - \frac{1}{z} \mathbf{F}_c \mathbf{S}_c^{-1} \mathcal{C}\{\mathcal{F}_c^{-1} \Delta \mathcal{F} \mathcal{F}_c^{-1}\} \mathbf{S}_c^{-1} \mathbf{F}_c \\ & = \tilde{\mathbf{S}}_c \mathbf{S}_c^{-1} \left(\mathbf{S} \mathbf{N}_c (\mathbf{S} - \mathbf{F}_c) - \mathbf{S}_c \mathbf{N}_c \tilde{\mathbf{S}}_c \right), \end{aligned} \quad (\text{A9})$$

as can be seen from a straightforward expansion of the right-hand side. Collecting the terms in Eq. (A8) to orders $\mathcal{O}(|\sigma|^0)$, $\mathcal{O}(|\sigma|^{1/2})$, $\mathcal{O}(|\sigma|)$ yields the zeroth, first, and second order expansion of Sec. II E.

Appendix B: Numerical solution of the schematic model

Introducing the effective memory kernel in a similar way as was done in Ch. II we obtain,

$$\ddot{S}_i(t) + Q S_i(t) + Q \int_0^t M_i(t-t') \dot{S}_i(t') dt' = 0, \quad (\text{B1})$$

$$\dot{M}_i(t) + \int_0^t \alpha_i(t-t') M_i(t') dt' = \dot{\beta}_i(t) + \frac{Q^\perp Q^\parallel}{Q} \int_0^t \tilde{\mathcal{M}}_i^\parallel(t-t') \tilde{\mathcal{M}}_i^\perp(t') dt', \quad (\text{B2})$$

$$\alpha_i(t) = \frac{Q^\perp Q^\parallel}{Q} (\tilde{\mathcal{M}}_i^\parallel(t) + \tilde{\mathcal{M}}_i^\perp(t)), \quad (\text{B3})$$

$$\beta_i(t) = \frac{Q^{\parallel 2}}{Q^2} \tilde{\mathcal{M}}_i^\parallel(t) + \frac{Q^{\perp 2}}{Q^2} \tilde{\mathcal{M}}_i^\perp(t), \quad (\text{B4})$$

with $i = 1, 2$ and $Q = Q^\perp + Q^\parallel$. The instantaneous contributions to the memory kernels, ν_i , which were not considered in the above derivation of the effective memory kernel, will be directly included to $\tilde{\mathcal{M}}(t=0)$ after discretization such that,

$$\tilde{\mathcal{M}}_1^\alpha(q, t=0) = k [\delta^\alpha S_1(t)^2 + (1 - \delta^\alpha) S_2(t)^2] + \nu_1 / \Delta t, \quad (\text{B5})$$

$$\tilde{\mathcal{M}}_2^\alpha(q, t=0) = k r S_1(t) S_2(t) + \nu_2 / \Delta t. \quad (\text{B6})$$

The equations of motion for the correlation functions $S_i(t)$ in the schematic model (B1) are similar to the ones found for MCT in bulk systems and we have applied the same discretization scheme as suggested in Ref. [72]. The effective memory kernel can then be integrated using the techniques suggested in Ref. [34] for this type of differential equation (see chapter 3.5.1. “Integral method with moments”).

The above described discretization route yields good results for the short-time behavior of the correlation functions, however, for long times, the emergence of instabilities is observed. We therefore had to utilize several techniques to stabilize the numerical scheme, which we will list in the following.

- Due to cancellation effects, the integral method with moments becomes unstable for long times. We therefore derived the corresponding integro-differential equation by taking the time derivative on both sides of Eq. (B2) and solved it using the method described in Ref. [34] (see chapter 3.5.1. “Integro-differential method with moments”).
- In the applied schemes, the time derivative of the convolution integral,

$$\frac{d}{dt} \int_0^t A(t-t') B(t') dt', \quad (\text{B7})$$

for time-dependent functions $A(t), B(t)$ is always discretized as,

$$A_{\bar{i}}B_{i-\bar{i}} + \sum_{j=1}^{i-\bar{i}} (A_{i-j+1} - A_{i-j})dB_j + \sum_{j=1}^{\bar{i}} dA_j(B_{i-j+1} - B_{i-j}), \quad (\text{B8})$$

with $A_i = A(t_i)$, $t_i = i\Delta_t$, moments $dA_i = \Delta_t^{-1} \int_{t_{i-1}}^{t_i} A(t')dt'$ and $\bar{i} = \lfloor i/2 \rfloor$. Here, the brackets $\lfloor j \rfloor$ denote the largest integer less or equal j . For odd i we thus introduce an asymmetry between the functions $A(t)$ and $B(t)$ which is obviously an artifact of the discretization. We resolved this by a trivial rewriting of Eq. (B8),

$$\begin{aligned} \frac{1}{2} (A_{\bar{i}}B_{i-\bar{i}} + A_{i-\bar{i}}B_{\bar{i}}) + \frac{1}{2} \sum_{j=1}^{i-\bar{i}} (A_{i-j+1} - A_{i-j})dB_j + \frac{1}{2} \sum_{j=1}^{\bar{i}} dA_j(B_{i-j+1} - B_{i-j}), \\ + \frac{1}{2} \sum_{j=1}^{\bar{i}} (A_{i-j+1} - A_{i-j})dB_j + \frac{1}{2} \sum_{j=1}^{i-\bar{i}} dA_j(B_{i-j+1} - B_{i-j}). \end{aligned} \quad (\text{B9})$$

* gerhard.jung@uibk.ac.at

† thomas.voigtmann@hhu.de

‡ thomas.franosch@uibk.ac.at

- ¹ Bengtzelius, U.; Götze, W.; Sjölander, A. Dynamics of supercooled liquids and the glass transition. *Journal of Physics C: Solid State Physics* **1984**, *17*, 5915–5934.
- ² Götze, W.; Sjögren, L. Relaxation processes in supercooled liquids. *Reports on Progress in Physics* **1992**, *55*, 241–376.
- ³ Götze, W. *Complex Dynamics of Glass-Forming Liquids - A Mode-Coupling Theory*; Oxford University Press: Oxford, 2009.
- ⁴ Götze, W. *Amorphous and Liquid Materials (pp. 34-81)*; Vol. 118 of NATO Advanced Study Institute, Series E: Applied Physics, edited by E. Lüscher, G. Fritsch, and G. Jacucci, 1987.
- ⁵ Bosse, J.; Thakur, J. S. Delocalization of small particles in a glassy matrix. *Phys. Rev. Lett.* **1987**, *59*, 998–1001.
- ⁶ Barrat, J. L.; Latz, A. Mode coupling theory for the glass transition in a simple binary mixture. *Journal of Physics: Condensed Matter* **1990**, *2*, 4289–4295.
- ⁷ Szamel, G.; Löwen, H. Mode-coupling theory of the glass transition in colloidal systems. *Phys. Rev. A* **1991**, *44*, 8215–8219.

- ⁸ Kob, W.; Andersen, H. C. Testing mode-coupling theory for a supercooled binary Lennard-Jones mixture I: The van Hove correlation function. *Phys. Rev. E* **1995**, *51*, 4626–4641.
- ⁹ Voigtmann, Th. Dynamics of colloidal glass-forming mixtures. *Phys. Rev. E* **2003**, *68*, 051401.
- ¹⁰ Franosch, T.; Fuchs, M.; Götze, W.; Mayr, M. R.; Singh, A. P. Theory for the reorientational dynamics in glass-forming liquids. *Phys. Rev. E* **1997**, *56*, 5659–5674.
- ¹¹ Götze, W.; Singh, A. P.; Voigtmann, Th. Reorientational relaxation of a linear probe molecule in a simple glassy liquid. *Phys. Rev. E* **2000**, *61*, 6934–6949.
- ¹² Schilling, R.; Scheidsteger, T. Mode coupling approach to the ideal glass transition of molecular liquids: Linear molecules. *Phys. Rev. E* **1997**, *56*, 2932.
- ¹³ Kämmerer, S.; Kob, W.; Schilling, R. Dynamics of the rotational degrees of freedom in a supercooled liquid of diatomic molecules. *Phys. Rev. E* **1997**, *56*, 5450.
- ¹⁴ Kämmerer, S.; Kob, W.; Schilling, R. Test of mode coupling theory for a supercooled liquid of diatomic molecules. I. Translational degrees of freedom. *Phys. Rev. E* **1998**, *58*, 2131–2140.
- ¹⁵ Kämmerer, S.; Kob, W.; Schilling, R. Test of mode coupling theory for a supercooled liquid of diatomic molecules. II. q -dependent orientational correlators. *Phys. Rev. E* **1998**, *58*, 2141–2150.
- ¹⁶ Fabbian, L.; Latz, A.; Schilling, R.; Sciortino, F.; Tartaglia, P.; Theis, C. Molecular mode-coupling theory for supercooled liquids: Application to water. *Phys. Rev. E* **1999**, *60*, 5768–5777.
- ¹⁷ Winkler, A.; Latz, A.; Schilling, R.; Theis, C. Molecular mode-coupling theory applied to a liquid of diatomic molecules. *Phys. Rev. E* **2000**, *62*, 8004–8015.
- ¹⁸ Chong, S.-H.; Hirata, F. Mode-coupling theory for molecular liquids based on the interaction-site model. *Phys. Rev. E* **1998**, *58*, 6188–6198.
- ¹⁹ Chong, S.-H.; Götze, W.; Singh, A. P. Mode-coupling theory for the glassy dynamics of a diatomic probe molecule immersed in a simple liquid. *Phys. Rev. E* **2000**, *63*, 011206.
- ²⁰ Krakoviack, V. Liquid-Glass Transition of a Fluid Confined in a Disordered Porous Matrix: A Mode-Coupling Theory. *Phys. Rev. Lett.* **2005**, *94*, 065703.
- ²¹ Krakoviack, V. Mode-coupling theory predictions for the dynamical transitions of partly pinned fluid systems. *Phys. Rev. E* **2011**, *84*, 050501.
- ²² Lang, S.; Boţan, V.; Oettel, M.; Hajnal, D.; Franosch, T.; Schilling, R. Glass Transition in Confined Geometry. *Phys. Rev. Lett.* **2010**, *105*, 125701.

- ²³ Lang, S.; Schilling, R.; Krakoviack, V.; Franosch, T. Mode-coupling theory of the glass transition for confined fluids. *Phys. Rev. E* **2012**, *86*, 021502.
- ²⁴ Mandal, S.; Lang, S.; Gross, M.; Oettel, M.; Raabe, D.; Franosch, T.; Varnik, F. Multiple reentrant glass transitions in confined hard-sphere glasses. *Nature Communications* **2014**, *5*, 4435.
- ²⁵ Mandal, S.; Lang, S.; Bořan, V.; Franosch, T. Nonergodicity parameters of confined hard-sphere glasses. *Soft Matter* **2017**, *13*, 6167–6177.
- ²⁶ Fuchs, M.; Cates, M. E. Theory of nonlinear rheology and yielding of dense colloidal suspensions. *Phys. Rev. Lett.* **2002**, *89*, 248304.
- ²⁷ Brader, J. M.; Voigtmann, Th.; Cates, M. E.; Fuchs, M. Dense colloidal suspensions under time-dependent shear. *Phys. Rev. Lett.* **2007**, *98*, 058301.
- ²⁸ Brader, J. M.; Voigtmann, Th.; Fuchs, M.; Larson, R. G.; Cates, M. E. Glass rheology: From mode-coupling theory to a dynamical yield criterion. *Proceedings of the National Academy of Sciences* **2009**, *106*, 15186–15191.
- ²⁹ Fuchs, M.; Cates, M. E. A mode coupling theory for Brownian particles in homogeneous steady shear flow. *Journal of Rheology* **2009**, *53*, 957–1000.
- ³⁰ Kranz, W. T.; Sperl, M.; Zippelius, A. Glass Transition for Driven Granular Fluids. *Phys. Rev. Lett.* **2010**, *104*, 225701.
- ³¹ Kranz, W. T.; Sperl, M.; Zippelius, A. Glass transition in driven granular fluids: A mode-coupling approach. *Phys. Rev. E* **2013**, *87*, 022207.
- ³² Gazuz, I.; Puertas, A. M.; Voigtmann, Th.; Fuchs, M. Active and nonlinear microrheology in dense colloidal suspensions. *Phys. Rev. Lett.* **2009**, *102*, 248302.
- ³³ Gruber, M.; Abade, G. C.; Puertas, A. M.; Fuchs, M. Active microrheology in a colloidal glass. *Phys. Rev. E* **2016**, *94*, 042602.
- ³⁴ Gruber, M. *Theory of microrheology in complex fluids. PhD thesis, Universität Konstanz*; 2019; <http://nbn-resolving.de/urn:nbn:de:bsz:352-2-hurftyctohii2>.
- ³⁵ Şenbil, N.; Gruber, M.; Zhang, C.; Fuchs, M.; Scheffold, F. Observation of strongly heterogeneous dynamics at the depinning transition in a colloidal glass. *Phys. Rev. Lett.* **2019**, *122*, 108002.
- ³⁶ Nandi, S. K.; Gov, N. S. Nonequilibrium mode-coupling theory for dense active systems of self-propelled particles. *Soft Matter* **2017**, *13*, 7609–7616.

- ³⁷ Liluashvili, A.; Ónody, J.; Voigtmann, Th. Mode-coupling theory for active Brownian particles. *Phys. Rev. E* **2017**, *96*, 062608.
- ³⁸ Janssen, L. M. C. Active glasses. *Journal of Physics: Condensed Matter* **2019**, *31*, 503002.
- ³⁹ Götze, W. The scaling functions for the β -relaxation process of supercooled liquids and glasses. *Journal of Physics: Condensed Matter* **1990**, *2*, 8485–8498.
- ⁴⁰ Franosch, T.; Fuchs, M.; Götze, W.; Mayr, M. R.; Singh, A. P. Asymptotic laws and preasymptotic correction formulas for the relaxation near glass-transition singularities. *Phys. Rev. E* **1997**, *55*, 7153–7176.
- ⁴¹ Elizondo-Aguilera, L. F.; Voigtmann, Th. Glass-transition asymptotics in two theories of glassy dynamics: Self-consistent generalized Langevin equation and mode-coupling theory. *Phys. Rev. E* **2019**, *100*, 042601.
- ⁴² Szamel, G. Colloidal Glass Transition: Beyond Mode-Coupling Theory. *Phys. Rev. Lett.* **2003**, *90*, 228301.
- ⁴³ Janssen, L. M. C. Mode-Coupling Theory of the Glass Transition: A Primer. *Frontiers in Physics* **2018**, *6*, 97.
- ⁴⁴ Luo, C.; Janssen, L. M. C. Generalized mode-coupling theory of the glass transition. I. Numerical results for Percus-Yevick hard spheres. *arXiv:1909.00428* **2019**,
- ⁴⁵ van Megen, W.; Underwood, S. M. Glass transition in colloidal hard spheres: Mode-coupling theory analysis. *Phys. Rev. Lett.* **1993**, *70*, 2766–2769.
- ⁴⁶ van Megen, W.; Underwood, S. M. Glass transition in colloidal hard spheres: Measurement and mode-coupling-theory analysis of the coherent intermediate scattering function. *Phys. Rev. E* **1994**, *49*, 4206–4220.
- ⁴⁷ Li, G.; Du, W.; Chen, X.; Cummins, H.; Tao, N. Testing mode-coupling predictions for α and β relaxation in $\text{Ca}_{0.4}\text{K}_{0.6}(\text{NO}_3)_{1.4}$ near the liquid-glass transition by light scattering. *Phys. Rev. A* **1992**, *45*, 3867.
- ⁴⁸ Li, G.; Du, W.; Sakai, A.; Cummins, H. Light-scattering investigation of α and β relaxation near the liquid-glass transition of the molecular glass salol. *Phys. Rev. A* **1992**, *46*, 3343.
- ⁴⁹ Singh, A.; Li, G.; Götze, W.; Fuchs, M.; Franosch, T.; Cummins, H. Structural relaxation in orthoterphenyl: a schematic mode-coupling-theory model analysis. *Journal of Non-Crystalline Solids* **1998**, *235-237*, 66 – 70.
- ⁵⁰ Lunkenheimer, P.; Pimenov, A.; Dressel, M.; Goncharov, Y. G.; Böhmer, R.; Loidl, A. Fast

- Dynamics of Glass-Forming Glycerol Studied by Dielectric Spectroscopy. *Phys. Rev. Lett.* **1996**, *77*, 318–321.
- ⁵¹ Schneider, U.; Lunkenheimer, P.; Brand, R.; Loidl, A. Broadband dielectric spectroscopy on glass-forming propylene carbonate. *Phys. Rev. E* **1999**, *59*, 6924–6936.
- ⁵² Götze, W.; Voigtmann, Th. Universal and nonuniversal features of glassy relaxation in propylene carbonate. *Phys. Rev. E* **2000**, *61*, 4133.
- ⁵³ Kob, W.; Andersen, H. C. Scaling Behavior in the β -Relaxation Regime of a Supercooled Lennard-Jones Mixture. *Phys. Rev. Lett.* **1994**, *73*, 1376–1379.
- ⁵⁴ Das, S. K.; Horbach, J.; Voigtmann, Th. Structural relaxation in a binary metallic melt: Molecular dynamics computer simulation of undercooled Al₈₀Ni₂₀. *Phys. Rev. B* **2008**, *78*, 064208.
- ⁵⁵ Gallo, P.; Sciortino, F.; Tartaglia, P.; Chen, S.-H. Slow dynamics of water molecules in supercooled states. *Phys. Rev. Lett.* **1996**, *76*, 2730.
- ⁵⁶ Sciortino, F.; Gallo, P.; Tartaglia, P.; Chen, S. H. Supercooled water and the kinetic glass transition. *Phys. Rev. E* **1996**, *54*, 6331–6343.
- ⁵⁷ Sciortino, F.; Fabbian, L.; Chen, S.-H.; Tartaglia, P. Supercooled water and the kinetic glass transition. II. Collective dynamics. *Phys. Rev. E* **1997**, *56*, 5397.
- ⁵⁸ Sciortino, F.; Kob, W. Debye-Waller Factor of Liquid Silica: Theory and Simulation. *Phys. Rev. Lett.* **2001**, *86*, 648–651.
- ⁵⁹ Horbach, J.; Kob, W.; Binder, K. Molecular dynamics simulation of the dynamics of supercooled silica. *Philosophical Magazine B* **1998**, *77*, 297–303.
- ⁶⁰ Voigtmann, Th.; Horbach, J. Slow dynamics in ion-conducting sodium silicate melts: Simulation and mode-coupling theory. *Europhys. Lett.* **2006**, *74*, 459–465.
- ⁶¹ See Ref. [10] and A. P. Singh, *PhD thesis*, Technische Universität München; 1998.
- ⁶² Rinaldi, A.; Sciortino, F.; Tartaglia, P. Dynamics in a supercooled molecular liquid: Theory and simulations. *Phys. Rev. E* **2001**, *63*, 061210.
- ⁶³ Krieger, U.; Bosse, J. α relaxation of a simple molten salt near the glass transition. *Phys. Rev. Lett.* **1987**, *59*, 1601–1604.
- ⁶⁴ Lang, S.; Schilling, R.; Franosch, T. Mode-coupling theory for multiple decay channels. *Journal of Statistical Mechanics: Theory and Experiment* **2013**, *2013*, P12007.
- ⁶⁵ Zwanzig, R. *Nonequilibrium statistical mechanics*; Oxford University Press, 2001.
- ⁶⁶ Hansen, J. P.; McDonald, I. R. *Theory of Simple Liquids*; Academic Press, 2006.

- ⁶⁷ Franosch, T. Long-time limit of correlation functions. *Journal of Physics A: Mathematical and Theoretical* **2014**, *47*, 325004.
- ⁶⁸ Franosch, T.; Voigtmann, Th. Completely Monotone Solutions of the Mode-Coupling Theory for Mixtures. *J. Stat. Phys.* **2002**, *109*, 237–259.
- ⁶⁹ Sentjabrskaja, T.; Zaccarelli, E.; De Michele, C.; Sciortino, F.; Tartaglia, P.; Voigtmann, Th.; Egelhaaf, S. U.; Laurati, M. Anomalous dynamics of intruders in a crowded environment of mobile obstacles. *Nature Communications* **2016**, *7*, 11133.
- ⁷⁰ For detailed discussions of the bifurcation scenario and its consequences we refer the reader to Ref. 40 ($l = 2$) and Ref. 71 ($l \geq 3$).
- ⁷¹ Götze, W.; Sperl, M. Logarithmic relaxation in glass-forming systems. *Phys. Rev. E* **2002**, *66*, 011405.
- ⁷² Sperl, M. *Glass Transition in Colloids with Attractive Interaction. Diploma thesis, Technische Universität München*; 2000.
- ⁷³ Abramowitz, M.; Stegun, I. A. *Handbook of Mathematical Functions*; Dover Publications, New York, 1970.
- ⁷⁴ Tuck, E. O. A Simple "Filon-Trapezoidal" Rule. *Mathematics of Computation* **1967**, *21*, 239.
- ⁷⁵ Sperl, M. Cole-Cole law for critical dynamics in glass-forming liquids. *Phys. Rev. E* **2006**, *74*, 011503.
- ⁷⁶ Mandal, S.; Schrack, L.; Löwen, H.; Sperl, M.; Franosch, T. Persistent Anti-Correlations in Brownian Dynamics Simulations of Dense Colloidal Suspensions Revealed by Noise Suppression. *Phys. Rev. Lett.* **2019**, *123*, 168001.