

Cosmological constraints on Hořava gravity revised in light of GW170817 and GRB170817A and the degeneracy with massive neutrinos

Noemi Frusciante¹, Micol Benetti^{2,3}

¹*Instituto de Astrofísica e Ciências do Espaço, Faculdade de Ciências da Universidade de Lisboa, Edifício C8, Campo Grande, P-1749016, Lisboa, Portugal*

²*Dipartimento di Fisica “E. Pancini”, Università di Napoli “Federico II”, Via Cinthia, I-80126, Napoli, Italy*

³*Istituto Nazionale di Fisica Nucleare (INFN), sez. di Napoli, Via Cinthia 9, I-80126 Napoli, Italy*

(Dated: June 1, 2020)

We revise the cosmological bounds on Hořava gravity taking into accounts the stringent constraint on the speed of propagation of gravitational waves from GW170817 and GRB170817A. In light of this we also investigate the degeneracy between massive neutrinos and Hořava gravity. We show that a luminal propagation of gravitational waves suppresses the large-scale Cosmic Microwave Background (CMB) radiation temperature anisotropies and the presence of massive neutrinos increases this effect. On the contrary large neutrinos mass can compensate the modifications induced by Hořava gravity in the lensing, matter and primordial B-mode power spectra. Another degeneracy is found, at theoretical level, between the tensor-to-scalar ratio r and massive neutrinos as well as with the model’s parameters. We analyze these effects using CMB, supernovae type Ia (SNIa), galaxy clustering and weak gravitational lensing measurements and we show how such degeneracies are removed. We find that the model’s parameters are constrained to be very close to their General Relativity limits and we get a two order of magnitude improved upper bound, with respect to the Big Bang Nucleosynthesis constraint, on the deviation of the effective gravitational constant from the Newtonian one. The deviance information criterion suggests that in Hořava gravity $\Sigma m_\nu > 0$ is favored when CMB data only are considered, while the joint analysis of all datasets prefers zero neutrinos mass.

I. INTRODUCTION

The observed late-time acceleration of the Universe [1–8] can be explained beyond the cosmological standard model or Λ -cold-dark-matter (Λ CDM), with an additional dynamical scalar degree of freedom (dof) thus entering in the realm of modified gravity (MG) theories [9–19]. The additional dof can be among others the result of breaking the Lorentz Invariance (LI). Hořava gravity [20, 21] is a Lorentz Violating (LV) theory which breaks the LI by adding geometrical operators with higher order spatial derivatives to the action without including higher order time derivatives. The theory is then invariant under the more restricted foliation-preserving diffeomorphisms: $t \rightarrow \tilde{t}(t)$ and $x^i \rightarrow \tilde{x}^i(t, x^i)$ and is power-counting renormalizable [22, 23]. As such it is a candidate for an ultraviolet completion of General Relativity (GR). The general action is characterized by a potential $V(g_{ij}, N)$ which depends on the spatial metric g_{ij} and lapse function, N , of the Arnowitt-Deser-Misner (ADM) metric and their spatial derivatives. The power counting renormalizability allows the potential to contain only those operators which are at least sixth order in spatial derivatives in a four-dimensional space-time.

Different versions of Hořava gravity correspond to various forms of the potential (see ref. [24] for a review). One can impose the lapse function to be only a function of time, $N = N(t)$, obtaining the so called projectable version [21]. On the contrary, if the lapse is a function of both space and time one has the non-projectable version. Another option is that of detailed balance which requires the potential to be derived from a superpotential [21].

Both the projectable and detailed balance versions limit the proliferation of operators allowed by the symmetry of the theory but their assumption is not based on any fundamental principle and in some cases they can lead to instabilities and strong coupling at low energies [24–33]. In the following we will consider the low-energy cosmology of the non-projectable version of the theory [34] which is free from these pathologies and shows a rich phenomenology compared to Λ CDM [35–43]. For instance, Hořava gravity induces a rescaling of the gravitational constant at background level [39]. This impacts on the relic abundance of elementary particles in the Universe [35] and enhances the growth of matter perturbations compared to Λ CDM [36, 37]. LV also induces modification in the Cosmic Microwave Background (CMB) power spectra through the lensing, the Integrated Sachs-Wolfe (ISW) effects and a modified propagation of primordial Gravitational Waves (GWs) [36, 41, 42, 44].

Hořava gravity is largely constrained by several probes which span from local tests to astrophysical and cosmological ones. These include: Big Bang Nucleosynthesis (BBN) bounds [35, 45]; vacuum Cherenkov bounds, which exclude subluminal propagation for both tensor and scalar polarizations to very high accuracy [46]; post-Newtonian tests on the preferred-frame effects [42, 47–51]; binary pulsars can constrain the modification on the orbital dynamics due to the emission of dipolar radiation [52], cosmological data [36, 41, 42] such as CMB, Baryon Acoustic Oscillations (BAO), galaxy power spectrum, supernovae Ia (SNIa) measurements; and by the time delay between the gamma-ray burst GRB170817A and the gravitational wave event GW170817 [53, 54]. The

latter sets a tight bound on the deviation of the speed of propagation of tensor modes, c_t^2 , from the speed of light, c , of order 10^{-15} . It implies that one of the free parameters of Hořava gravity is found to be $\mathcal{O}(10^{-15})$, leading to a revision of the allowed parameter space [55].

In this work we aim at revisit previous cosmological analysis on Hořava gravity by considering the GWs bound and providing updated bounds. Previous cosmological analysis take into account constraints from other sources (e.g. post-Newtonian tests, BBN, Cherenkov radiation) but not the tightest one from GWs. Thus as novelty we assume the GWs constraint in its stringent form, i.e. $c_t^2 = 1$ (in unit of $c = 1$). Moreover we will extend previous works by including in the analysis massive neutrinos (with a varying mass) and investigating the degeneracy between Hořava gravity and massive neutrinos. It is well known that MG models can mimic the effects of massive neutrinos on observables and impact the constraints on their mass [56–64].

The paper is organized as follows. In Sec. II we introduce the low-energy action of Hořava gravity and provide an overview of the current observational constraints on the model’s parameters and stability relations. In Sec. III we outline the methodology adopted and introduce the formalism and the numerical tools used. In Sec. IV we discuss the degeneracy between massive neutrinos and Hořava gravity by looking at the scalar angular power spectra and matter power spectrum as well as the primordial B-mode spectrum. In Sec. V we present the cosmological constraints using the most updated datasets. Finally, we conclude in Sec. VI.

II. HOŘAVA GRAVITY

Let us consider the low-energy action of Hořava gravity [34] in presence of matter fields, which can be written as follows

$$\mathcal{S} = \frac{1}{16\pi G_H} \int d^4x \sqrt{-g} (K_{ij}K^{ij} - \lambda K^2 - 2\xi \bar{\Lambda} + \xi \mathcal{R} + \eta a_i a^i) + S_m[g_{\mu\nu}, \chi_i], \quad (1)$$

where $g_{\mu\nu}$ is the metric tensor and g its determinant, \mathcal{R} is the Ricci scalar of the three-dimensional space-like hypersurfaces, K_{ij} is the extrinsic curvature, K is its trace and $a_i = \partial_i \ln N$ is the 3-vector defined in terms of the lapse function, N , of the ADM metric. The three free parameters $\{\lambda, \xi, \eta\}$ are dimensionless running coupling constants and $\bar{\Lambda}$ is the so called “bare” cosmological constant. We define S_m as the matter action for all matter fields, χ_i . We further define $G_H = \xi \left(1 - \frac{\eta}{2\xi}\right) G_N$ [34] as the coupling constant, where G_N is the Newton gravitational constant. The GR limit is recovered when $\lambda = 1$, $\xi = 1$ and $\eta = 0$.

Action (1) propagates one scalar and two tensor modes which have to satisfy some stability conditions. These require the avoidance of ghost instabilities and positive

speeds of propagation for both scalar and tensor modes which translate into the following requirements [34]

$$0 < \eta < 2\xi, \quad \lambda > 1. \quad (2)$$

Additional constraints on the model parameters can be found considering the bounds on the two parametrized post-Newtonian (PPN) parameters associated with the preferred frame effects, which are $|\alpha_1| \lesssim 3 \cdot 10^{-4}$ and $|\alpha_2| \lesssim 7 \cdot 10^{-7}$ at 99.7% C.L. [47, 48]. These can be written in terms of the free parameters of the theory as follows [49–51]:

$$\alpha_1 = 4(2\xi - \eta - 2), \quad (3)$$

$$\alpha_2 = -\frac{(\eta - 2\xi + 2)(\eta(2\lambda - 1) + \lambda(3 - 4\xi) + 2\xi - 1)}{(\lambda - 1)(\eta - 2\xi)}. \quad (4)$$

From which one can infer $\log_{10}(\lambda - 1) < -4.1$ at 99.7% C.L. [42]. Usually, the bounds in Eqs. (3)-(4) translate in

$$\eta = 2(\xi - 1), \quad (5)$$

and the parameter space reduces to a two dimensional plane.

Assuming a flat Friedmann-Lemaître-Robertson-Walker (FLRW) background with line element

$$ds^2 = -dt^2 + a(t)^2 \delta_{ij} dx^i dx^j, \quad (6)$$

where $a(t)$ is the scale factor and $\{t, x^i\}$ are respectively the time and spatial coordinates, the variation of the action (1) with respect to the metric provides the modified Friedmann equation which reads:

$$H^2 = \frac{G_c}{G_N} H_0^2 \left(\frac{\Omega_m^0}{a^3} + \frac{\Omega_r^0}{a^4} + \frac{8\pi G_N}{3H_0^2} \rho_\nu + \Omega_{\text{DE}}^0 - 1 + \frac{G_N}{G_c} \right), \quad (7)$$

where $H \equiv \frac{1}{a} \frac{da}{dt}$ is the Hubble parameter and H_0 is its present time value; $\Omega_i^0 \equiv 8\pi G_N \rho_i^0 / 3H_0^2$ are the dimensionless density parameters and the subscript “0” stands for their present day values, where ρ_i stands for the density of baryons+cold dark matter (“m”), radiation (“r”) and massive neutrinos (“ ν ”); the dark energy (“DE”) density parameter at present time, i.e. Ω_{DE}^0 , is defined from the flatness condition as follows [42]

$$\Omega_{\text{DE}}^0 = \frac{2}{2 - \eta} \frac{\bar{\Lambda}}{3H_0^2} + 1 - \frac{3\lambda - 1}{2 - \eta}. \quad (8)$$

Additionally, the effective gravitational constant is [34, 65]

$$G_c = \frac{(\eta - 2\xi)}{1 - 3\lambda} G_N. \quad (9)$$

The BBN constraint on the helium abundance [66–68] sets a bound on G_c which is [35, 45]:

$$\left| \frac{G_c}{G_N} - 1 \right| < \frac{1}{8}, \quad (10)$$

and it can be used to further place bounds on the parameters of the theory. A combination of cosmological data such as the CMB, local Hubble measurements, SNIa, galaxy power spectrum and BAO measurements set an improved upper limit on the deviation of the cosmological gravitational constant from the local Newtonian one [42], which is $G_c/G_N - 1 < 0.028$ (at 99.7% C.L.) and even stronger when the PPN bounds are enforced, with $G_c/G_N - 1 < 6.1 \times 10^{-5}$ (99.7% C.L.).

The strongest constraint on the theory comes from the joint observations of the GW signal from a binary neutron star merger (GW170817) [53] and its gamma ray emission (GRB170817A) [54], which set a bound on the speed of propagation of tensor modes of $-3 \times 10^{-15} \leq c_t - 1 \leq 7 \times 10^{-16}$ [54]. In the case of Hořava gravity it implies $|\xi - 1| \lesssim 10^{-15}$. The latter is several order of magnitude stronger than the PPN bounds and as such it has been shown that the two dimensional plane identified by the relation in Eq. (5) has to be substituted with the more informative two dimensional plane $\{\eta, \lambda\}$ characterized by $\xi = 1$ [55].

Finally let us note that the bare cosmological constant $\bar{\Lambda}$ can be substituted with the dark energy density parameter at present time in Eq. (8) [42]. Therefore $\bar{\Lambda}$ will not be considered as a free parameter in the following analysis.

III. METHODOLOGY

The investigation of Hořava gravity at linear cosmological scales will be performed within the Effective Field theory (EFT) approach for dark energy and modified gravity [19, 69–73], using the Einstein-Boltzmann code `EFTCAMB`[74–76]. The EFT formalism describes the evolution of MG theories with one additional scalar dof both at background and linear cosmological scales through a number of functions of time known as EFT functions. In this work we will follow the methodology developed in Ref. [42], where the Hořava gravity model has been implemented in `EFTCAMB`, and we will use the resulting patch which is publicly available ¹.

The EFT action for Hořava gravity with $c_t^2 = 1$, up to second order in perturbations, reads:

$$\begin{aligned} \mathcal{S}_{EFT} = \int d^4x \sqrt{-g} & \left\{ \frac{m_0^2}{2} (1 + \Omega) R + \Lambda(t) - c(t) \delta g^{00} \right. \\ & - \frac{c(t)}{4} (\delta g^{00})^2 - \frac{\bar{M}_2^2}{2} (\delta K)^2 \\ & \left. + m_2^2 h^{\mu\nu} \partial_\mu (g^{00}) \partial_\nu (g^{00}) \right\} + S_m[g_{\mu\nu}, \chi_i], \quad (11) \end{aligned}$$

Model	$\lambda - 1$	η	Σm_ν (eV)
H1	0.004	0.01	–
H1+ ν	0.004	0.01	0.85
H2	0.04	0.01	–
H2+ ν	0.04	0.01	0.85
H3	0.004	0.1	–
H3+ ν	0.004	0.1	0.85

TABLE I: Table with the values of λ and η parameters for Hořava gravity we consider in Sec. IV. We note that in this work $\xi = 1$. Correspondingly we include also the cases with massive neutrinos. The cosmological parameters are: $\Omega_b^0 h^2 = 0.0226$, $\Omega_c^0 h^2 = 0.112$ with $h = H_0/100$ and $H_0 = 70$ km/s/Mpc. These cases study have been chosen to quantify the modification with respect to Λ CDM and the degeneracy with massive neutrinos.

where m_0^2 is the Planck mass and R is the 4D Ricci scalar, $\delta g^{00}, \delta K$ are the perturbations respectively of the upper time-time component of the metric and the trace of the extrinsic curvature, $h^{\mu\nu} = (g^{\mu\nu} + n^\mu n^\nu)$ is the induced metric with n_μ being the unit vector perpendicular to the time slicing. $\Omega, c, \Lambda, \bar{M}_2^2, m_2^2$ are the EFT functions. We note that Λ and c can be expressed in terms of Ω, H and the densities and pressures of matter fluids by using the background field equations, see Refs. [69, 70] for details, and the remaining three EFT functions are [42, 77]:

$$1 + \Omega = \frac{2}{(2 - \eta)}, \quad (12)$$

$$\bar{M}_2^2 = -2 \frac{m_0^2}{(2 - \eta)} (1 - \lambda), \quad (13)$$

$$m_2^2 = \frac{m_0^2 \eta}{4(2 - \eta)}. \quad (14)$$

We refer the reader to Ref. [42] for further details about the background and linear perturbation equations implemented in `EFTCAMB`.

The first part of our analysis will be the study of the impact of massive neutrinos on the cosmological observables and any degeneracy which might arise between massive neutrinos and the modifications of gravity induced by LV. In detail, we list in Tab. I the values of the parameters for Hořava gravity for the cases $H1, H2$ and $H3$ without massive neutrinos and $H1 + \nu, H2 + \nu$ and $H3 + \nu$ with the summed neutrino mass $\sum m_\nu = 0.85$ eV. They serve to visualize and quantify the modifications. As reference in our analysis we always include the Λ CDM model.

Finally, we will perform a Markov Chain Monte Carlo (MCMC) analysis using the `EFTCosmoMC` code [75] and the datasets employed are listed in Sec. V A.

¹ Web page: <http://www.eftcamb.org>

IV. DEGENERACY BETWEEN MASSIVE NEUTRINOS AND HOŘAVA GRAVITY: A PHENOMENOLOGICAL DESCRIPTION

Massive neutrinos have extended and measurable effects on the distribution of the large-scale structures, the CMB and the expansion history [78–80]. Their impact depends strictly on the value of their mass. The latest measured value of the summed neutrino mass from CMB Planck 2018 release sets the upper bound at $\Sigma m_\nu < 0.12$ eV (95% C.L. with Planck TT,TE,EE+lowE+lensing+BAO) in the context of a flat standard cosmological model [81], while the latest direct measurement from KATRIN experiment sets an higher upper limit of 1.1 eV at 90% C.L. [82].

In details, massive neutrinos can change the height of the first acoustic peak of the CMB temperature-temperature power spectrum due to the early Integrated Sachs Wolfe (ISW) effect, suppress the weak lensing effect and dump the growth of structure on small scales [83]. Similar effects are also characteristic of DE and MG models and as such a degeneracy between massive neutrinos and those models exists which strictly depends on the DE/MG model considered [56–64].

In the following we show the imprint massive neutrinos leave on the dynamics of linear scalar and tensor perturbations in the context of Hořava gravity and we investigate the degeneracy between massive neutrinos and the modified cosmological model under consideration. To this purpose we also include the case without massive neutrinos and, for comparison, the Λ CDM model. For a complete overview of the cosmological effects of Lorentz violations we refer the reader to [35–38, 40, 42, 43, 84] and to [39, 41] for details about the effects of dark matter coupling with the aether.

A. Scalar angular power spectra & matter power spectrum

We discuss the impact of non-zero massive neutrino component on the scalar angular power spectra of CMB anisotropy and the matter power spectrum. The results are in Fig. 1, where in top left panel we show the low- ℓ tail of the CMB temperature-temperature power spectrum. We note that Hořava gravity models with a luminal propagation of GWs predict a suppressed ISW tail for $\ell < 30$ with respect to Λ CDM which can be up to 16%. The $H1$ model is the closer one to Λ CDM, then there is the $H2$ characterized by a larger value of λ (and same η) and finally the $H3$ which has the largest value of η and the same value of λ as in $H1$. This feature is due to the late time ISW effect, i.e. a modification of the time derivative of the lensing potential, $\dot{\Psi} + \dot{\Phi}$ (where Φ and Ψ are the gravitational potentials). In the specific case of Hořava gravity, $\dot{\Psi} + \dot{\Phi}$ results to be enhanced at late time with respect to Λ CDM. We note that the MG effect goes in the same direction of those of massive neutrinos.

The latter indeed emphasize the suppression. In $H1 + \nu$, massive neutrinos reduce the ISW tail of an additional $\sim 3.8\%$ with respect to the same model without massive neutrinos, in $H2 + \nu$ it is $\sim 6\%$ and in $H3 + \nu$ it is $\sim 5.5\%$. In Λ CDM+ ν massive neutrinos also lower the low- ℓ tail with respect to the case without massive neutrinos of a factor up to 3.2%. Thus, in the case of Hořava gravity the combined effects of massive neutrinos and modifications of gravity enhance the suppression. For $30 < \ell < 50$ the TT power spectra of $H1, H2 (+\nu)$ strictly follow Λ CDM or are slightly suppressed, while the one of $H3$ model is enhanced. At this angular scales, the enhancement of $H3$ is lowered when massive neutrinos are included, compensating the MG effects.

At high- ℓ in the TT power spectrum the MG effects are different than those of massive neutrinos. The former act on the height of the CMB peaks, e.g. we note a lower amplitude of the first and second peaks compared to Λ CDM for larger values of λ ($H2$) or larger value of η ($H3$) due to a suppression of $\dot{\Psi} + \dot{\Phi}$ at early times. This suppression is more pronounced for the $H2$ case as modifications in the early ISW can be spotted already at $a \sim 10^{-3}$. The shift to higher multipoles in the position of the first two peaks is due to a different background expansion which is more pronounced in the $H2$ model having $G_c = 0.94 G_N$. On the contrary, massive neutrinos impact the position of the peaks by shifting the spectrum to lower multipoles for $\ell > 200$, due to a change in the background expansion history. Thus a non-zero neutrinos mass can compensate the shift to higher ℓ in the CMB temperature anisotropy spectrum introduced by large value of the Hořava gravity parameters.

Hořava gravity models have an enhanced amplitude in the lensing power spectrum with respect to Λ CDM at all multipoles as shown in the left central panel in Fig. 1. The deviation is larger for $H2$ ($\sim 90\%$), then it follows $H3$ ($\sim 75\%$) and finally $H1$ (12%). Massive neutrinos as expected lower the amplitude for $\ell > 20$ and, as in the case of the TT power spectrum, the effect is larger for $H2 + \nu$ and $H3 + \nu$ compared to both $H1 + \nu$ and Λ CDM+ ν .

In the right central panel in Fig. 1 we show the EE-power spectrum. $H1$ model does not show any sizable effect due to MG with respect to Λ CDM. A larger value of λ ($H2$) introduces an enhancement for $\ell < 200$ which is $\lesssim 20\%$ with respect to Λ CDM and then a suppression of the same order up to $\ell < 500$. A larger value of η , as it is the case of $H3$, instead modifies the shape of the peaks and troughs for $\ell > 400$ of about 10%. Massive neutrinos shift the overall spectrum to lower multipoles. In the TE-power spectra, the effects of MG are present for $\ell < 500$, see left bottom panel in Fig. 1. These include both a shift of the position of the peaks to high- ℓ with respect to Λ CDM and in the height of peaks and troughs. The difference is larger for $H2$ and $H3$ reflecting the effects in both the TT and EE power spectra. For the same reason massive neutrinos shift the spectrum to lower multipoles. The recent Planck data 2018 show an improved treatment

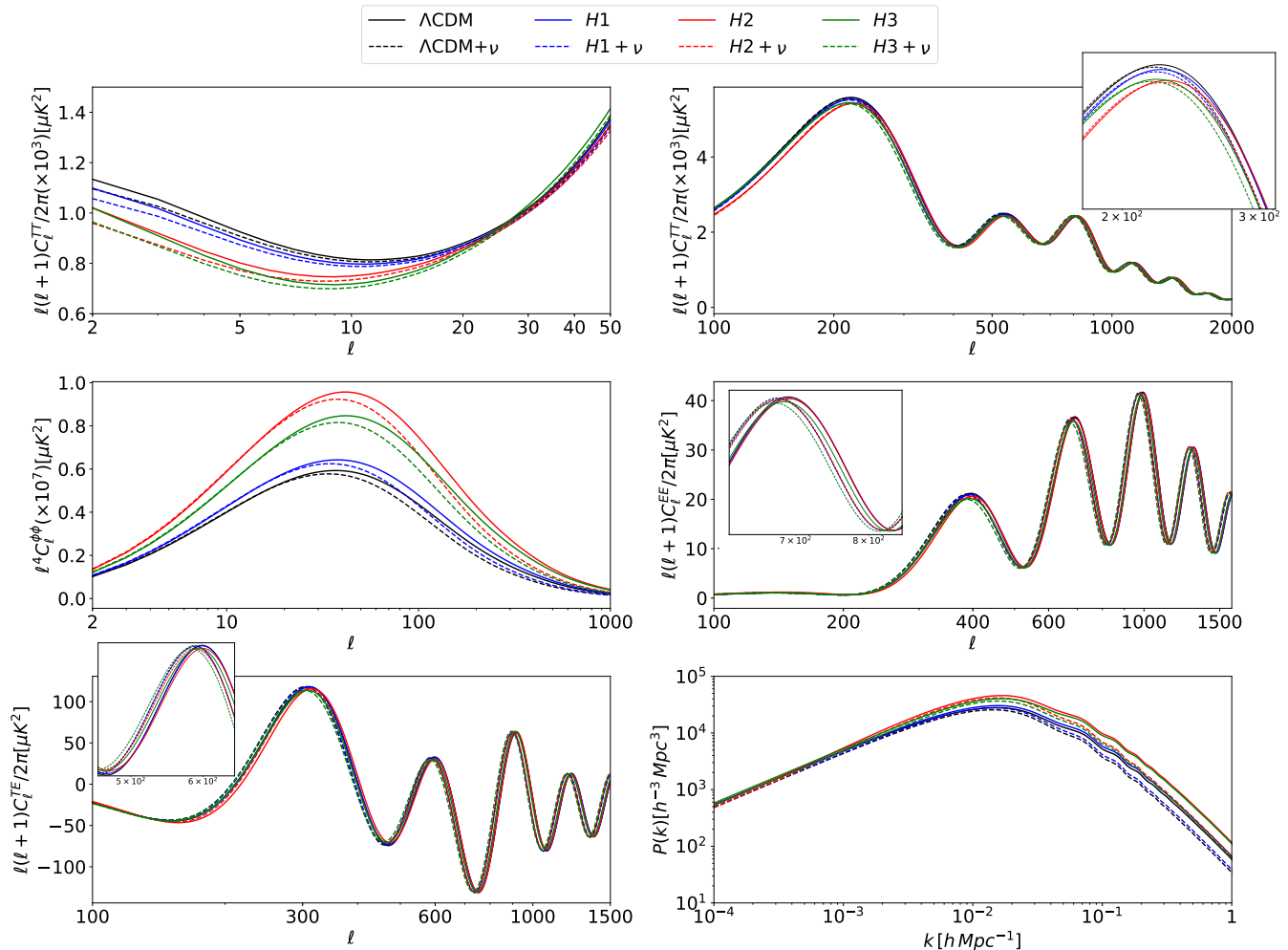


FIG. 1: Power spectra of different cosmological observables for the Hořava gravity models in Tab. I and Λ CDM. Top panels: CMB temperature-temperature power spectrum at low- ℓ (left) and high- ℓ (right). Central panels: lensing potential auto correlation power spectrum (left) and E-modes power spectra (right). Bottom panels: cross power spectra of the temperature anisotropies and E-mode polarization (left) and matter power spectra (right).

on foregrounds and systematic effects on both TT and polarization spectra at high multipole, and also on EE spectra at low- ℓ , which can help in constraining these effects [85, 86].

Finally in the right bottom panel in Fig. 1, we show the matter power spectrum. The latter is enhanced for all Hořava gravity models with respect to Λ CDM. The larger deviation is for $H2$. While massive neutrinos suppress the growth of structures as expected [83]. Thus the resulting effect is to mitigate the modifications due to large values of the Hořava parameters.

B. Primordial B-mode spectrum

In this section we discuss the Hořava gravity phenomenology and that of massive neutrinos on the primordial B-spectrum of the CMB.

The Hořava gravity evolution for tensor modes h_{ij}^T with $\xi = 1$ in Fourier space is given by the following equation:

$$\ddot{h}_{ij}^T + 3H\dot{h}_{ij}^T + \frac{k^2}{a^2}h_{ij}^T + \frac{2-\eta}{2m_0^2}\delta T_{ij}^T = 0, \quad (15)$$

where dots are derivatives with respect to cosmic time

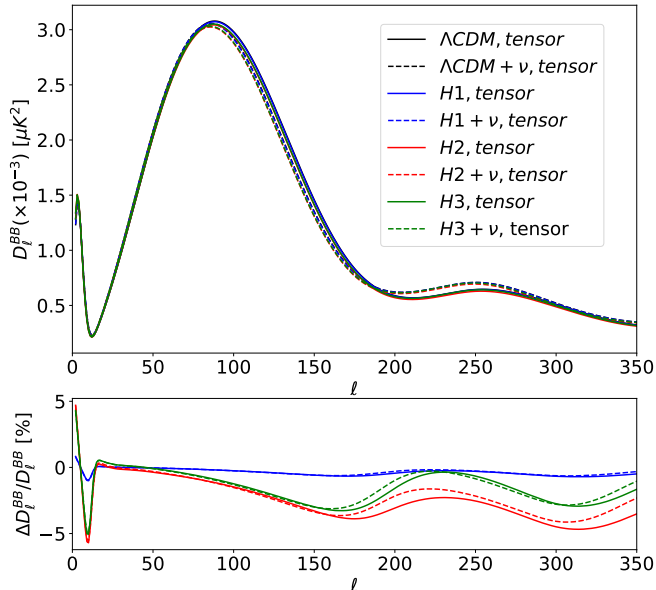


FIG. 2: The tensor contribution to the primordial BB power spectra for the Hořava gravity models in Tab. I and Λ CDM. We have set $r_{0.002} = 0.05$. We define $D_\ell^{BB} = \ell(\ell + 1)C_\ell^{BB}/2\pi$ and the relative difference as $\Delta D_\ell^{BB}/D_\ell^{BB}$, i.e the difference between the Hořava gravity model and Λ CDM, divided by the standard cosmological model.

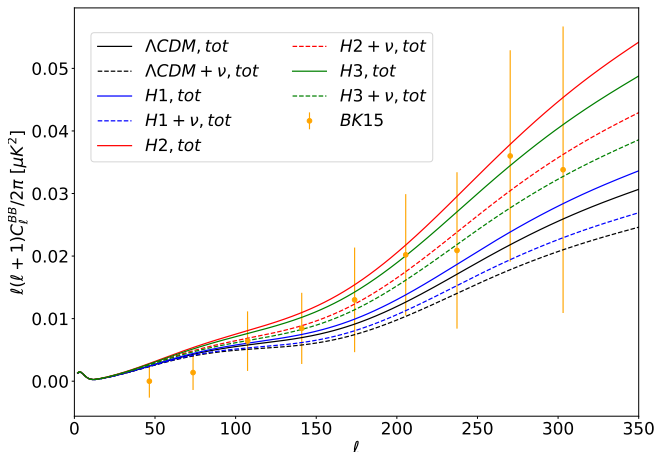


FIG. 3: The primordial total BB spectra including lensing for the Hořava gravity models in Tab. I and Λ CDM. We also include the data points from BICEP2/Keck Array (BK15) [87]. We have set $r_{0.002} = 0.05$.

and δT_{ij} is the linear perturbation of the tensor component of anisotropic stress which contains the neutrinos and photons contribution. The above equation is directly modified with respect to the one for Λ CDM because of the $2 - \eta$ coefficient which regulates the coupling between tensor modes and matter perturbations. Let us also note

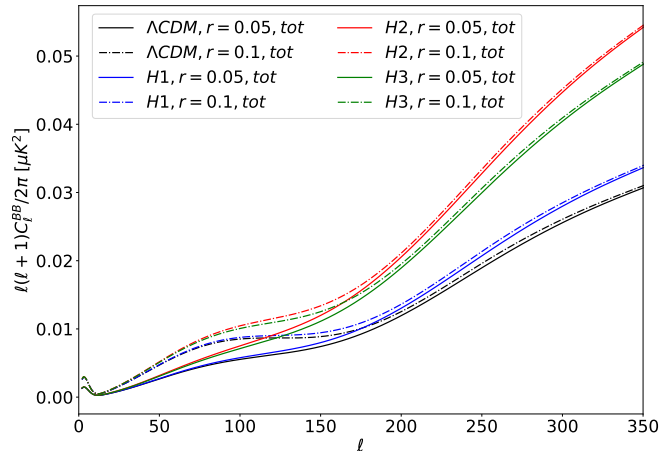


FIG. 4: The primordial total BB spectra including lensing for the Hořava gravity models in Tab. I and Λ CDM. We show the impact of different values of the ratio of the tensor-to-scalar power spectra, r , on the total BB spectra. We have chosen at the pivot scale, $k_* = 0.002$ h/Mpc, two values for $r_{0.002}$: $r_{0.002} = 0.05$ and $r_{0.002} = 0.1$.

that although the friction term, $3H$, is not directly modified, the evolution of the Hubble parameter in the Hořava gravity model is rescaled by G_c with respect to Λ CDM, thus affecting the amplitude of tensor modes. The combination of these effects leads to the features shown in Fig. 2. While the BB-power spectrum for $H1$ mostly overlaps with the Λ CDM one, both the $H2$ and $H3$ models show a general suppression of the peaks and troughs and a shift towards small- ℓ . The overall differences are within 5% and are larger for the $H2$ model because it has the smaller values of G_c (for $H1$ $G_c = 0.99G_N$, for $H2$ $G_c = 0.94G_N$, for $H3$ $G_c = 0.95G_N$). The inclusion of massive neutrinos further suppress the first peak and for larger multipoles ($\ell < 300$) the BB-spectra are enhanced, a peculiar characteristic of massive neutrinos. They shift further the spectra towards smaller multipoles.

The total spectra including lensing are shown in Fig. 3. As already discussed in the previous section the lensing potential is modified resulting in an enhancement of the BB-spectra for the Hořava gravity models with respect to Λ CDM. The inclusion of massive neutrinos suppresses the tensor modes at high- ℓ , reducing the effects of MG. We can infer that deviations due to large values of the Hořava gravity parameters can be compensated by the inclusion of massive neutrinos. Thus, in the BB-power spectrum a degeneracy between massive neutrinos and the parameters of Hořava gravity also exists. Furthermore, we notice that the modified total BB-spectra can accommodate the BICEP2/Keck data points at high multipoles better than Λ CDM. In particular, the case of Λ CDM seems to worsen the fit to data at small angular scales, even though it stays within the error. We will show in Sec. VB that indeed this is the case. The joint

analysis with CMB data shows a slightly better fit to data for Hořava gravity with a non-zero neutrinos mass.

Finally we investigate the degeneracy between the tensor-to-scalar ratio r and the Hořava gravity parameters. r has indeed been proven to be degenerate with modifications of gravity, as it is the case of modifications due to a non standard friction term [88]. In Fig. 4, we show the impact of this parameter on the total BB-power spectrum. Regardless of the cosmological model, changing the value of r at the pivot scale $k_* = 0.002$ h/Mpc from $r_{0.002} = 0.05$ to $r_{0.002} = 0.1$ leads to an overall enhancement of the total BB-power spectra at all angular scales. However the largest impact is for $\ell < 150$. Such enhancement is not only degenerate with the parameters of Hořava gravity as they can also lead to a larger amplitude of the BB-power spectrum at these angular scales but also with massive neutrinos. The latter indeed can compensate a larger value of r as their effect is to damp the BB-power spectrum amplitude. BICEP2/Keck data at low- ℓ can in principle disentangle the degeneracy with r .

V. COSMOLOGICAL CONSTRAINTS

A. Datasets

In the present analysis we consider the following datasets:

- Measurements of the B-modes CMB power spectrum from the BICEP2 and Keck Array experiments including the 2015 observing season [87] (hereafter “BK15”);
- Cosmic Microwave Background (CMB) measurements, through the Planck (2018) data [86], using “TT,TE,EE+lowE” data by combination of temperature power spectra and cross correlation TE and EE over the range $\ell \in [30, 2508]$, the low- ℓ temperature Commander likelihood, and the low- ℓ SimAll EE likelihood. We refer to this data set as “Plk18”;
- The lensing reconstruction power spectrum from the latest Planck satellite data release (2018) [86, 89], hereafter indicated with “lens”;
- Supernovae Type Ia data from the Joint Light-curve “JLA” sample [3], constructed from Supernova Legacy Survey (SNLS) and Sloan Digital Sky-Survey (SDSS), and consisting of 740 data points covering the redshift range $0.01 < z < 1.3$. It is worth mentioning that JLA sample, compared to other recent SNIa compilations, has the advantage of allowing the light-curve recalibration with the model under consideration, which is an important issue when testing alternative cosmologies [90, 91].

- Pantheon compilation [92] of 1048 SNIa in the redshift range $0.01 < z < 2.3$. This is a larger sample than JLA that combines the subset of 276 new Pan-STARRS1 SNIa with useful distance estimates of SNIa from SNLS, SDSS, low- z and Hubble space telescope (HST) samples. It provides accurate relative luminosity distances. Hereafter we indicate this dataset with “Pth”;
- Dark Energy Survey Year-One (DES-1Y) results that combine galaxy clustering and weak gravitational lensing measurements, using 1321 square degrees of imaging data [93]. We refer to this dataset as “DES”.

For the analysis we consider the following combinations: BK15+Plk18, hereafter BKP, which will be the baseline dataset; on top of it we include first lens, DES and Pantheon (BKP+lens+DES+Pth), and then we consider JLA in place of Pantheon (BKP+lens+DES+JLA).

For the MCMC likelihood analysis we use the EFTCosmoMC code [75]. We consider the Hořava gravity base model with a fixed $\xi = 1$ and varying λ and η . For the latter we consider flat priors: $\log_{10}(\lambda-1) \in [-13, 0.1]$ and $\log_{10} \eta \in [-13, 0.1]$. We use a logarithmic sampler for these parameters following Ref. [42]. In addition to the model’s parameters we vary the physical densities of cold dark matter $\Omega_c h^2$ and baryons $\Omega_b h^2$, the angular size of the sound horizon at recombination θ_{MC} , the reionization optical depth τ , the primordial amplitude $\ln(10^{10} A_s)$ and spectral index n_s of scalar perturbations and the tensor-to-scalar ratio r . We also consider the additional case of a varying summed neutrino mass Σm_ν .

B. Results

This section is dedicated to the discussion of the cosmological and model parameters constraints of Hořava gravity. We consider both the model with and without massive neutrinos. For reference we also include the results for Λ CDM in these two scenarios. We present the results of a selection of the cosmological parameters today $\{\Omega_m^0, H_0, \sigma_8^0, r_{0.002}, \Sigma m_\nu\}$ in Tab. II at 68% C.L. In Tab. III we include the constraints on the model parameters, the derived constraints on α_1, α_2 and the deviation of the effective gravitational constant, G_c , from G_N at 68% C.L.

In Fig. 5 we show the marginalized likelihood of the cosmological parameters for Λ CDM (top panel) and Hořava gravity (bottom panel). The cosmological parameters of Hořava gravity are consistent with those of the Λ CDM model (see Tab. II). In both models the BKP dataset prefers a slightly larger central value for Ω_m^0 with respect to the other two combinations (BKP+lens+DES+Pth, BKP+lens+DES+JLA).

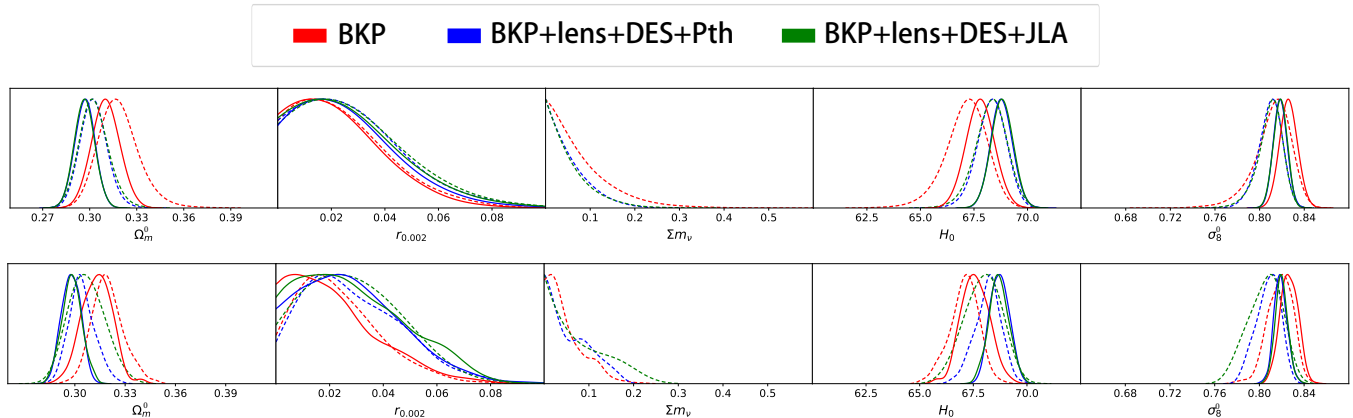


FIG. 5: Comparison between the Λ CDM (top panel) and Hořava gravity (bottom panel) marginalized cosmological parameters. Solid lines indicate the massless neutrino assumption, while dashed lines indicate the massive neutrinos extensions. The 68% C.L. are reported in Tab. II.

Model	σ_8^0	Ω_m^0	H_0	$r_{0.002}$	Σm_ν (eV)
Λ CDM (BKP)	0.826 ± 0.008	0.310 ± 0.008	67.80 ± 0.61	< 0.054	—
Λ CDM (BKP+lens+DES+Pth)	0.819 ± 0.006	0.297 ± 0.006	68.80 ± 0.47	< 0.061	—
Λ CDM (BKP+lens+DES+JLA)	0.819 ± 0.006	0.297 ± 0.006	68.81 ± 0.47	< 0.064	—
Λ CDM+ ν (BKP)	0.811 ± 0.016	0.319 ± 0.012	67.11 ± 0.91	< 0.058	< 0.211
Λ CDM+ ν (BKP+lens+DES+Pth)	0.809 ± 0.010	0.303 ± 0.008	68.31 ± 0.61	< 0.065	< 0.139
Λ CDM+ ν (BKP+lens+DES+JLA)	0.809 ± 0.010	0.303 ± 0.008	68.28 ± 0.68	< 0.065	< 0.149
Hořava (BKP)	0.826 ± 0.008	0.313 ± 0.009	67.59 ± 0.64	< 0.055	—
Hořava(BKP+lens+DES+Pth)	0.819 ± 0.006	0.298 ± 0.006	68.73 ± 0.44	< 0.062	—
Hořava (BKP+lens+DES+JLA)	0.820 ± 0.006	0.298 ± 0.006	68.69 ± 0.46	< 0.065	—
Hořava+ ν (BKP)	0.818 ± 0.011	0.319 ± 0.009	67.09 ± 0.66	< 0.055	< 0.125
Hořava+ ν (BKP+lens+DES+Pth)	0.808 ± 0.010	0.304 ± 0.008	68.16 ± 0.60	< 0.061	< 0.148
Hořava+ ν (BKP+lens+DES+JLA)	0.805 ± 0.013	0.307 ± 0.009	67.94 ± 0.75	< 0.056	< 0.188

TABLE II: Marginalized constraints on cosmological parameters at 68% C.L., the upper limits are at 95% C.L.

Because of the anti-correlation between Ω_m^0 and H_0 , larger values of Ω_m^0 select a smaller values of H_0 and viceversa. We show this feature in Fig. 6, where we see that the same holds in the case massive neutrinos are included. In the case of Hořava+ ν we note that the Ω_m^0 upper limit (at 95% C.L.) is slightly smaller with respect to Λ CDM+ ν for the BKP dataset which in turns select an higher lower limit for H_0 . The anti-correlation also explains why H_0 goes towards smaller values when massive neutrinos are included. In this case indeed a larger value of Ω_m^0 is expected. We also note that the extended datasets prefers lower central values of Ω_m^0 (and higher values of H_0) in both cosmologies. We note that in the case of Hořava+ ν the dataset with JLA shows an higher upper bound for Ω_m^0 (and smaller lower limit for H_0) with respect to the dataset with Pth. The distinction between JLA and Pth is not present in Λ CDM. This is due to the fact that the Hořava posterior of massive neutrinos (see central bottom line in Fig. 5 and Tab. II) for

the dataset with JLA shows an higher upper limit with respect to Λ CDM. A similar consideration holds also for the baseline dataset, but in this case the upper limit is smaller than the Λ CDM case as it is the upper bounds for massive neutrinos in the Hořava gravity case.

Furthermore, in Fig. 7 we show the marginalized 2D joint distribution for H_0 and σ_8^0 . We note that the inclusion of massive neutrinos introduces a correlation between these two parameters, which is more pronounced in the standard cosmological model. We note that being the values of the cosmological parameters in Hořava gravity compatible with those of Λ CDM within the errors, Hořava gravity suffers of the H_0 [93–96] and σ_8^0 [97] tensions which characterize the standard Λ CDM scenario.

The bounds on the tensor-to-scalar ratio are the same in Hořava gravity and Λ CDM independently on the presence of massive neutrinos. The data analysis shows that the degeneracy between r , Σm_ν and the Hořava gravity parameters discussed in Sec. IV B is removed. This is due

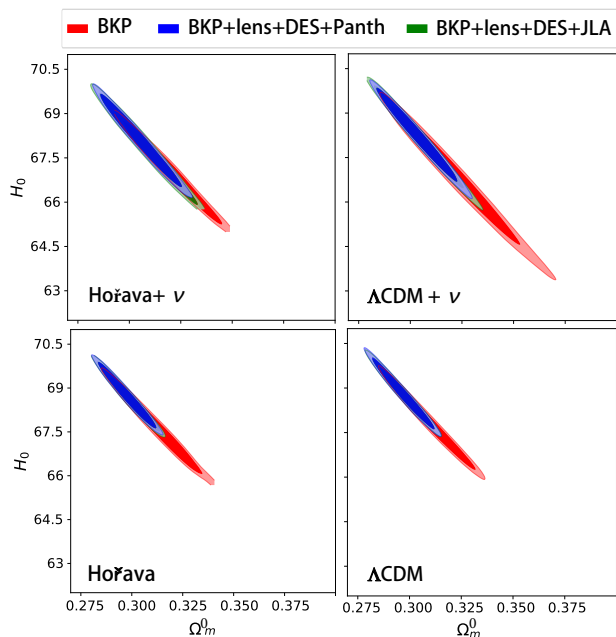


FIG. 6: H_0 - Ω_m^0 plane for Λ CDM analysis (right panels) and Horava gravity model (left panels).

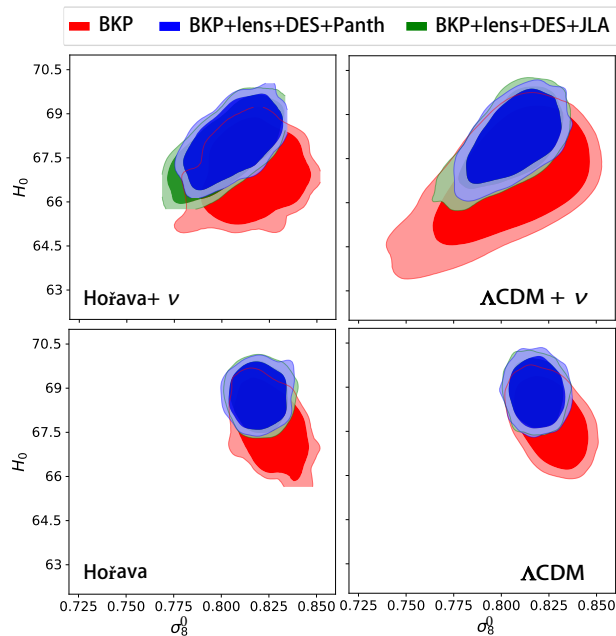


FIG. 7: H_0 - σ_8^0 plane for Λ CDM analysis (right panel) and Horava gravity model (left panel).

to the fact that the modification introduced by varying these parameters can go in the same direction or in the opposite one, depending on the observable considered. In some cases they affect a given cosmological observable in completely different ways, e.g. some shifting the power spectrum and others affecting its amplitude (see Sec. IV). The datasets we chose are sensitive to different

observables at different angular scales (lensing signal, T, E, B modes, galaxy clustering) in such a way their combination is able to constrain these peculiar features and disentangle the degeneracies.

In Fig. 8 we show the marginalized likelihood of the model parameters $\log_{10}(\lambda - 1)$ and $\log_{10} \eta$ and the impact of the different combination of datasets. We note that both parameters show well defined upper limit at 95% C.L. In the case of the baseline dataset, we note that λ has peaked posteriors at 68% C.L.: $\log_{10}(\lambda - 1) = -2.6^{+0.1}_{-6.7}$ with massive neutrinos and $\log_{10}(\lambda - 1) = -5.7 \pm 2.9$ without massive neutrinos. This is not the case for the posteriors of the other datasets. However, the upper limits in these cases are stringent: $\log_{10}(\lambda - 1) < -3.2$ at 95% C.L. for both datasets. Only when massive neutrinos are included, the posteriors of the larger datasets start showing central peaks. Moreover massive neutrinos push the constraints closer to the Λ CDM limit, particularly in the case of BKP+lens+DES+JLA: $\log_{10}(\lambda - 1) < -4.7$ at 95% C.L. In top panel of Fig. 8 we show the posterior of η . In the case without massive neutrinos the datasets we considered are only able to set upper bounds, while when massive neutrinos are included it is also possible to obtain gaussian posteriors. In particular for the dataset with Pth we get $\log_{10} \eta = -4.6 \pm 1.6$ at 68% C.L.

In Tab. III, we include the bounds on the PPN parameters and $G_c/G_N - 1$. The derived constraints for α_1 set a lower limit which is about one order (for the base dataset and the combination with JLA) or two order (the combination with Pth) weaker than the PPN bound. The latter, when $\xi = 1$ can be read as a constraint on η : $\log_{10} \eta < -4.1$ at 99.7% C.L. It is clear that such constraint is stronger than the ones we find using cosmological data (see Fig. 8). For α_2 we find an upper bound which is several order of magnitude larger than the PPN constraint. Among the derived constraints on α_2 the ones from BKP seem to be the stringent ones. That is because for this dataset the bounds on λ include highest values. From Eq. (4) we can deduce that a larger value of λ decreases the estimation of α_2 , as already noted in Ref. [42]. In this case also we note that the PPN bound on $\log_{10}(\lambda - 1)$ is stronger than the cosmological one. Additionally, we computed the bounds on the deviation of the effective gravitational constant from G_N and we find that in all cases considered they are two order of magnitude stronger than the BBN one.

Finally, to determine whether the Horava gravity model is favored with respect to Λ CDM, we use the Deviance Information Criterion (DIC) [98]:

$$\text{DIC} := \chi_{\text{eff}}^2 + 2p_{\text{D}}, \quad (16)$$

where χ_{eff}^2 is the effective χ^2 corresponding to the maximum likelihood and $p_{\text{D}} = \overline{\chi_{\text{eff}}^2} - \chi_{\text{eff}}^2$. The bar stands for the average of the posterior distribution, and can be obtained from the output chains of the MCMC analysis. The maximum likelihood is computed employing the BOBYQA algorithm, implemented in EFTCosmoMC for likelihood maximization [99]. The DIC accounts for both

the goodness of fit and the bayesian complexity of the model, or in other words takes into account its average performance (represented by the mean likelihood). The latter can also be considered a measure of the effective number of dofs in the model.

We then compute:

$$\Delta\text{DIC} = \text{DIC}_{\text{Hor}} - \text{DIC}_{\Lambda\text{CDM}}. \quad (17)$$

A negative value of ΔDIC means the Hořava gravity model is supported by data over the ΛCDM one. Let us stress that both the MCMC analysis and/or the minimization algorithm for the best fit introduce statistical noise and we must assume a scale to evaluate the ΔDIC high enough that any statistical fluke can be considered negligible when assessing the model selection criterion. Here we consider the convention based on the Jeffreys' scale for which $\Delta\text{DIC} > 10$ or > 5 provide, respectively, strong/moderate evidence against the Hořava gravity model. We compute also the ΔDIC between the Hořava gravity model with and without massive neutrinos. The same Jeffreys' scale applies, where in this case positive values are against the presence of massive neutrinos.

We show the results in Tab. III. We note that the ΔDIC values between Hořava gravity and ΛCDM are smaller when massive neutrinos are considered but they are always positive and higher than unity, showing a mildly preference of data for ΛCDM . There is only one exception, the case of the analysis with the BKP data, for which the presence of massive neutrinos slows down the ΔDIC from 6.1 (moderate preference for the ΛCDM model) to -0.4 . Even though this dataset seems to slightly favor the cosmological dynamics of Hořava gravity with massive neutrinos, the evidence in support of it is not sufficient to determine a proper preference between the models. In general we note that ΔDIC is smaller when massive neutrinos are included as they impact on the Hořava parameters posteriors which show a gaussian-like shape. Furthermore we note that the difference between the DIC values respectively of Hořava gravity with and without massive neutrinos show that a non-zero mass is preferred only by the BKP combination of data. In particular it is the BK15 dataset which is better fitted in the case with massive neutrinos. In the joint analysis of CMB, SNIa, galaxy clustering and weak gravitational lensing measurements we do not see any impact due to a particular dataset in the case of zero massive neutrino. On the contrary for massive neutrinos we note that the difference in the statistics of the combined dataset with Pth with respect to the one with JLA is due to a sensible degrade of the fitting in the CMB lensing, TT,TE, EE data and a slightly worst fit of DES data when JLA is considered. We trace back to this difference to the fact that the dataset including Pth, covering an higher redshift range, is more sensitive in constraining massive neutrinos with respect to the one with JLA.

In conclusion the model selection analysis with the considered datasets does not give a definite conclusion for the

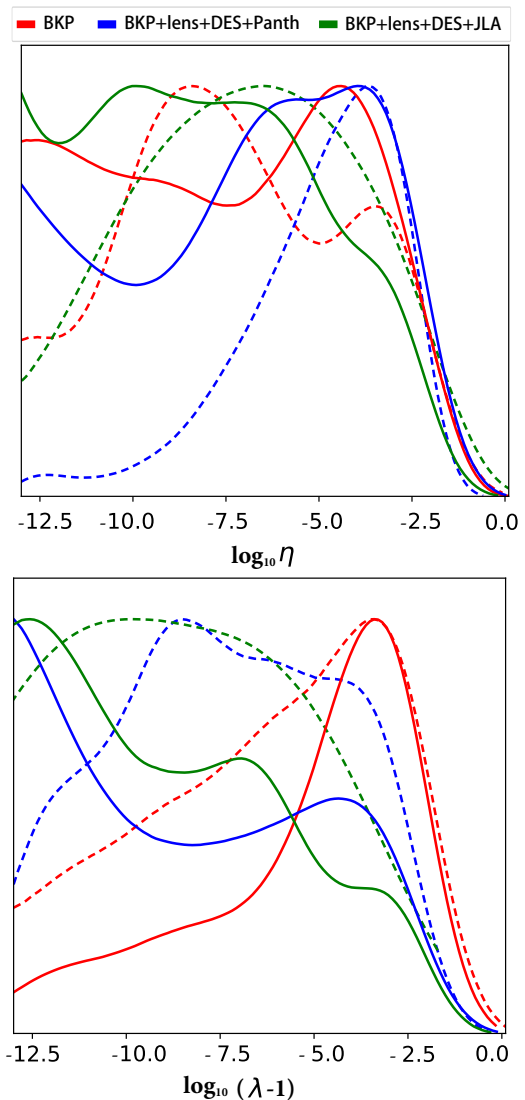


FIG. 8: The marginalized likelihood of $\log_{10}(\lambda - 1)$ and $\log_{10} \eta$. Solid lines correspond to the case without massive neutrinos, dashed lines to the case with massive neutrinos.

preference of one model over the other.

VI. CONCLUSION

We presented the phenomenology and observational constraints on the Hořava gravity model in action (1) with $\xi = 1$. This model is characterized by a luminal propagation of gravitational waves in agreement with the GW170817 and GRB170817A events. We performed a phenomenological analysis of scalar angular power spectra, matter power spectrum and primordial B-mode spectrum focusing on the degeneracy between modification of gravity and massive neutrinos. We find that both massive neutrinos and Hořava gravity can suppress the ISW tail in the CMB TT power spectrum with respect to

Hořava			
Parameters	BKP	BKP+lens+DES+Pth	BKP+lens+DES+JLA
$\log_{10}(\lambda - 1)$	-5.7 ± 2.9	< -3.2	< -3.2
$\log_{10} \eta$	< -2.8	< -2.5	< -2.9
α_1	> -0.008	> -0.014	> -0.005
α_2	< 67	$< 10.96 \times 10^6$	$< 0.24 \times 10^6$
$(G_c/G_N - 1)$	$< 0.35 \times 10^{-2}$	$< 0.23 \times 10^{-2}$	$< 0.17 \times 10^{-2}$
ΔDIC	6.1	3.9	4.1
Hořava+ ν			
Parameters	BKP	BKP+lens+DES+Pth	BKP+lens+DES+JLA
$\log_{10}(\lambda - 1)$	$-2.6^{+0.1}_{-6.7}$	-7.6 ± 2.6	< -4.7
$\log_{10} \eta$	$-7.0^{+3.6}_{-3.0}$	-4.6 ± 1.6	-6.7 ± 2.5
α_1	> -0.006	> -0.014	> -0.008
α_2	$< 0.18 \times 10^3$	$< 0.43 \times 10^4$	$< 0.14 \times 10^7$
$(G_c/G_N - 1)$	$< 0.44 \times 10^{-2}$	$< 0.20 \times 10^{-2}$	$< 0.11 \times 10^{-2}$
ΔDIC	-0.4	1.3	5.7
$\text{DIC}_{\text{Hor}+\nu} - \text{DIC}_{\text{Hor}}$	-3.0	1.2	4.7

TABLE III: The 68% C.L. marginalized posterior bounds on the Hořava and PPN parameters and the deviation of the effective gravitational constant from G_N . Upper limits indicated are at 95% C.L.. We have also included the results for the ΔDIC .

ΛCDM . At the same time gravity modification enhances both the lensing and matter power spectra while massive neutrinos mitigate these effects by suppressing the spectra amplitude. The same behavior is present in the total BB-spectrum also. In this case another degeneracy arises among Hořava gravity parameters, massive neutrinos and the tensor-to-scalar ratio. Indeed large values of both r and Hořava gravity parameters can enhance the primordial total BB spectra, while a non-zero massive neutrinos component can suppress this feature. The effects of a modified background evolution impact the high- ℓ TT power spectrum in different ways: by shifting the peaks to high multipoles and in the hight of the CMB peaks which are suppressed due to an early ISW effect. Massive neutrinos instead shift the spectrum to lower multipoles. Thus a fine tuning among the mass of neutrinos and the values of Hořava parameters can in principle compensate. The impact on the tensor BB power spectrum are instead peculiar in the two cases: modification of gravity suppresses peaks and troughs while massive neutrinos further suppress the first peak but they enhance the spectrum for larger multipoles. We used CMB, SNIa, galaxy clustering and weak gravitational lensing measurements in different combinations and we find that they were able to break these degeneracy due to the power in constraining different features of the model.

We provided observational constraints on model and cosmological parameters in the Hořava gravity model using these data. We found that the cosmological parameters are compatible with those of ΛCDM in both scenarios (with/without massive neutrinos). As such the

tensions in H_0 and σ_8^0 between low-redshift and CMB data are not alleviated in Hořava gravity. The models parameters are severely constrained to be their GR limits. However their constraints are weaker than the ones obtained from the PPN bounds. We also computed the bounds on the deviation of the effective gravitational constant, G_c from the Newtonian one G_N , and we found it to be two order of magnitude stringent than the PPN one regardless of the dataset considered.

The model selection analysis using the Deviance Information Criterion (DIC) suggests that CMB data from Planck 2018, BICEP2 and Keck Array experiments prefer in the case of Hořava gravity $\Sigma m_\nu \neq 0$ ($\Delta\text{DIC} = -3$), the opposite holds for the extended analysis, in particular for the combination of data including the JLA dataset. The CMB data are the solely which slightly prefer the Hořava gravity model with massive neutrinos over the ΛCDM ($\Delta\text{DIC} = -0.4$) even though without a significant statistical evidence; in all other cases (with/without massive neutrinos), there is either a preference for ΛCDM ($\Delta\text{DIC} = 6.1$ for BKP without massive neutrinos, $\Delta\text{DIC} = 5.7$ for BKP+lens+DES+JLA with massive neutrinos) or a null preference.

In conclusion the Hořava gravity model can be still considered a viable candidate to explain the late time acceleration of the Universe and it deserves further investigations particularly once new data will be available from next generation surveys, such as Euclid [100], DESI [101], LSST [102], SKA [103, 104], CoRE [105] and CMB-S4 [106, 107]. These surveys will allow to measure cosmological/model parameters with unprecedented ac-

curacy and can help to definitely discriminate among the different cosmological models.

Acknowledgments

We thank Bin Hu and Daniele Vernieri for useful discussions and comments on the manuscript. NF is supported by Fundação para a Ciência e a Tecnologia (FCT) through the research grants UID/FIS/04434/2019, UIDB/04434/2020 and UIDP/04434/2020 and by FCT

project “DarkRipple – Spacetime ripples in the dark gravitational Universe” with ref. number PTDC/FIS-OUT/29048/2017. MB acknowledge Istituto Nazionale di Fisica Nucleare (INFN), sezione di Napoli, iniziativa specifica QGSKY. This work was developed thanks to the High Performance Computing Center at the Universidade Federal do Rio Grande do Norte (NPAD/UFRN) and the National Observatory (ON) computational support. This paper is based upon work from COST Action (CANTATA/CA15117), supported by COST (European Cooperation in Science and Technology).

-
- [1] A. G. Riess et al. (Supernova Search Team), *Astron. J.* **116**, 1009 (1998), astro-ph/9805201.
- [2] S. Perlmutter et al. (Supernova Cosmology Project), *Astrophys. J.* **517**, 565 (1999), astro-ph/9812133.
- [3] M. Betoule et al. (SDSS), *Astron. Astrophys.* **568**, A22 (2014), 1401.4064.
- [4] D. N. Spergel et al. (WMAP), *Astrophys. J. Suppl.* **148**, 175 (2003), astro-ph/0302209.
- [5] P. A. R. Ade et al. (Planck), *Astron. Astrophys.* **594**, A13 (2016), 1502.01589.
- [6] N. Aghanim et al. (Planck), *Astron. Astrophys.* **594**, A11 (2016), 1507.02704.
- [7] D. J. Eisenstein et al. (SDSS), *Astrophys. J.* **633**, 560 (2005), astro-ph/0501171.
- [8] F. Beutler, C. Blake, M. Colless, D. H. Jones, L. Staveley-Smith, L. Campbell, Q. Parker, W. Saunders, and F. Watson, *Mon. Not. Roy. Astron. Soc.* **416**, 3017 (2011), 1106.3366.
- [9] G. W. Horndeski, *Int. J. Theor. Phys.* **10**, 363 (1974).
- [10] Y. Fujii and K. Maeda, *The scalar-tensor theory of gravitation*, Cambridge Monographs on Mathematical Physics (Cambridge University Press, 2007), ISBN 9780521037525, 9780521811590, 9780511029882, URL <http://www.cambridge.org/uk/catalogue/catalogue.asp?isbn=0521811597>.
- [11] C. Deffayet, S. Deser, and G. Esposito-Farese, *Phys. Rev. D* **80**, 064015 (2009), 0906.1967.
- [12] T. Clifton, P. G. Ferreira, A. Padilla, and C. Skordis, *Phys. Rept.* **513**, 1 (2012), 1106.2476.
- [13] S. Tsujikawa, *Lect. Notes Phys.* **800**, 99 (2010), 1101.0191.
- [14] J. Gleyzes, D. Langlois, F. Piazza, and F. Vernizzi, *Phys. Rev. Lett.* **114**, 211101 (2015), 1404.6495.
- [15] A. Joyce, B. Jain, J. Khoury, and M. Trodden, *Phys. Rept.* **568**, 1 (2015), 1407.0059.
- [16] K. Koyama, *Rept. Prog. Phys.* **79**, 046902 (2016), 1504.04623.
- [17] D. Langlois and K. Noui, *JCAP* **1602**, 034 (2016), 1510.06930.
- [18] P. G. Ferreira, *Ann. Rev. Astron. Astrophys.* **57**, 335 (2019), 1902.10503.
- [19] N. Frusciante and L. Perenon, *Phys. Rept.* **857**, 1 (2020), 1907.03150.
- [20] P. Horava, *JHEP* **03**, 020 (2009), 0812.4287.
- [21] P. Horava, *Phys. Rev. D* **79**, 084008 (2009), 0901.3775.
- [22] M. Visser, *Phys. Rev. D* **80**, 025011 (2009), 0902.0590.
- [23] M. Visser (2009), 0912.4757.
- [24] T. P. Sotiriou, *J. Phys. Conf. Ser.* **283**, 012034 (2011), 1010.3218.
- [25] T. P. Sotiriou, M. Visser, and S. Weinfurtner, *JHEP* **10**, 033 (2009), 0905.2798.
- [26] C. Charmousis, G. Niz, A. Padilla, and P. M. Saffin, *JHEP* **08**, 070 (2009), 0905.2579.
- [27] D. Blas, O. Pujolas, and S. Sibiryakov, *JHEP* **10**, 029 (2009), 0906.3046.
- [28] A. Wang and R. Maartens, *Phys. Rev. D* **81**, 024009 (2010), 0907.1748.
- [29] N. Afshordi, *Phys. Rev. D* **80**, 081502 (2009), 0907.5201.
- [30] K. Koyama and F. Arroja, *JHEP* **03**, 061 (2010), 0910.1998.
- [31] D. Vernieri and T. P. Sotiriou, *Phys. Rev. D* **85**, 064003 (2012), 1112.3385.
- [32] D. Vernieri and T. P. Sotiriou, *J. Phys. Conf. Ser.* **453**, 012022 (2013), 1212.4402.
- [33] D. Vernieri, *Phys. Rev. D* **91**, 124029 (2015), 1502.06607.
- [34] D. Blas, O. Pujolas, and S. Sibiryakov, *Phys. Rev. Lett.* **104**, 181302 (2010), 0909.3525.
- [35] S. M. Carroll and E. A. Lim, *Phys. Rev. D* **70**, 123525 (2004), hep-th/0407149.
- [36] J. A. Zuntz, P. G. Ferreira, and T. G. Zlosnik, *Phys. Rev. Lett.* **101**, 261102 (2008), 0808.1824.
- [37] T. Kobayashi, Y. Urakawa, and M. Yamaguchi, *JCAP* **1004**, 025 (2010), 1002.3101.
- [38] C. Armendariz-Picon, N. F. Sierra, and J. Garriga, *JCAP* **1007**, 010 (2010), 1003.1283.
- [39] D. Blas, M. M. Ivanov, and S. Sibiryakov, *JCAP* **1210**, 057 (2012), 1209.0464.
- [40] B. Audren, D. Blas, J. Lesgourgues, and S. Sibiryakov, *JCAP* **1308**, 039 (2013), 1305.0009.
- [41] B. Audren, D. Blas, M. M. Ivanov, J. Lesgourgues, and S. Sibiryakov, *JCAP* **1503**, 016 (2015), 1410.6514.
- [42] N. Frusciante, M. Raveri, D. Vernieri, B. Hu, and A. Silvestri, *Phys. Dark Univ.* **13**, 7 (2016), 1508.01787.
- [43] D. Munshi, B. Hu, T. Matsubara, P. Coles, and A. Heavens, *JCAP* **04**, 056 (2016), 1602.00965.
- [44] Y. Gong, S. Hou, E. Papantonopoulos, and D. Tzortzis, *Phys. Rev. D* **98**, 104017 (2018), 1808.00632.
- [45] X.-l. Chen, R. J. Scherrer, and G. Steigman, *Phys. Rev. D* **63**, 123504 (2001), astro-ph/0011531.
- [46] J. W. Elliott, G. D. Moore, and H. Stoica, *JHEP* **08**, 066 (2005), hep-ph/0505211.
- [47] C. M. Will, *Living Rev. Rel.* **17**, 4 (2014), 1403.7377.
- [48] J. F. Bell, F. Camilo, and T. Damour, *Astrophys. J.*

- 464**, 857 (1996), astro-ph/9512100.
- [49] D. Blas, O. Pujolas, and S. Sibiryakov, *JHEP* **04**, 018 (2011), 1007.3503.
- [50] D. Blas and H. Sanctuary, *Phys. Rev.* **D84**, 064004 (2011), 1105.5149.
- [51] M. Bonetti and E. Barausse, *Phys. Rev.* **D91**, 084053 (2015), [Erratum: *Phys. Rev.*D93,029901(2016)], 1502.05554.
- [52] K. Yagi, D. Blas, E. Barausse, and N. Yunes, *Phys. Rev.* **D89**, 084067 (2014), [Erratum: *Phys. Rev.*D90,no.6,069902(2014); Erratum: *Phys. Rev.*D90,no.6,069901(2014)], 1311.7144.
- [53] B. Abbott et al. (Virgo, LIGO Scientific), *Phys. Rev. Lett.* **119**, 161101 (2017), 1710.05832.
- [54] B. P. Abbott et al. (Virgo, Fermi-GBM, INTEGRAL, LIGO Scientific), *Astrophys. J.* **848**, L13 (2017), 1710.05834.
- [55] A. Emir Gumrukuoglu, M. Saravani, and T. P. Sotiriou, *Phys. Rev.* **D97**, 024032 (2018), 1711.08845.
- [56] H. Motohashi, A. A. Starobinsky, and J. Yokoyama, *Phys. Rev. Lett.* **110**, 121302 (2013), 1203.6828.
- [57] J.-h. He, *Phys. Rev.* **D88**, 103523 (2013), [*Phys. Rev.*D88,103523(2013)], 1307.4876.
- [58] M. Baldi, F. Villaescusa-Navarro, M. Viel, E. Puchwein, V. Springel, and L. Moscardini, *Mon. Not. Roy. Astron. Soc.* **440**, 75 (2014), 1311.2588.
- [59] B. Hu, M. Raveri, A. Silvestri, and N. Frusciante, *Phys. Rev.* **D91**, 063524 (2015), 1410.5807.
- [60] H. Motohashi, A. A. Starobinsky, and J. Yokoyama, *Prog. Theor. Phys.* **124**, 541 (2010), 1005.1171.
- [61] N. Bellomo, E. Bellini, B. Hu, R. Jimenez, C. Pena-Garay, and L. Verde, *JCAP* **1702**, 043 (2017), 1612.02598.
- [62] D. Alonso, E. Bellini, P. G. Ferreira, and M. Zumalacregui, *Phys. Rev.* **D95**, 063502 (2017), 1610.09290.
- [63] N. Frusciante, S. Peirone, L. Atayde, and A. De Felice, *Phys. Rev. D* **101**, 064001 (2020), 1912.07586.
- [64] B. S. Wright, K. Koyama, H. A. Winther, and G.-B. Zhao, *JCAP* **1906**, 040 (2019), 1902.10692.
- [65] T. Jacobson, *PoS QG-PH*, 020 (2007), 0801.1547.
- [66] Y. I. Izotov, T. X. Thuan, and N. G. Guseva, *Mon. Not. Roy. Astron. Soc.* **445**, 778 (2014), 1408.6953.
- [67] E. Aver, K. A. Olive, and E. D. Skillman, *JCAP* **1507**, 011 (2015), 1503.08146.
- [68] C. Patrignani et al. (Particle Data Group), *Chin. Phys.* **C40**, 100001 (2016).
- [69] G. Gubitosi, F. Piazza, and F. Vernizzi, *JCAP* **1302**, 032 (2013), [*JCAP*1302,032(2013)], 1210.0201.
- [70] J. K. Bloomfield, E. E. Flanagan, M. Park, and S. Watson, *JCAP* **1308**, 010 (2013), 1211.7054.
- [71] J. Gleyzes, D. Langlois, F. Piazza, and F. Vernizzi, *JCAP* **1308**, 025 (2013), 1304.4840.
- [72] F. Piazza, H. Steigerwald, and C. Marinoni, *JCAP* **1405**, 043 (2014), 1312.6111.
- [73] S. Tsujikawa, *Lect. Notes Phys.* **892**, 97 (2015), 1404.2684.
- [74] B. Hu, M. Raveri, N. Frusciante, and A. Silvestri, *Phys. Rev.* **D89**, 103530 (2014), 1312.5742.
- [75] M. Raveri, B. Hu, N. Frusciante, and A. Silvestri, *Phys. Rev.* **D90**, 043513 (2014), 1405.1022.
- [76] B. Hu, M. Raveri, N. Frusciante, and A. Silvestri (2014), 1405.3590.
- [77] N. Frusciante, G. Papadomanolakis, and A. Silvestri, *JCAP* **1607**, 018 (2016), 1601.04064.
- [78] J. Lesgourgues and S. Pastor, *Phys. Rept.* **429**, 307 (2006), astro-ph/0603494.
- [79] Y. Y. Y. Wong, *Ann. Rev. Nucl. Part. Sci.* **61**, 69 (2011), 1111.1436.
- [80] M. Lattanzi (Planck), *J. Phys. Conf. Ser.* **718**, 032008 (2016).
- [81] N. Aghanim et al. (Planck) (2018), 1807.06209.
- [82] M. Aker et al. (KATRIN) (2019), 1909.06048.
- [83] A. Lewis and A. Challinor, *Phys. Rev.* **D66**, 023531 (2002), astro-ph/0203507.
- [84] R.-G. Cai, B. Hu, and H.-B. Zhang, *Phys. Rev.* **D80**, 041501 (2009), 0905.0255.
- [85] Y. Akrami et al. (Planck) (2018), 1807.06211.
- [86] N. Aghanim et al. (Planck) (2019), 1907.12875.
- [87] P. A. R. Ade et al. (BICEP2, Keck Array), *Phys. Rev. Lett.* **121**, 221301 (2018), 1810.05216.
- [88] V. Pettorino and L. Amendola, *Phys. Lett. B* **742**, 353 (2015), 1408.2224.
- [89] N. Aghanim et al. (Planck) (2018), 1807.06210.
- [90] L. Taddei, M. Martinelli, and L. Amendola, *JCAP* **12**, 032 (2016), 1604.01059.
- [91] M. Benetti, W. Miranda, H. A. Borges, C. Pigozzo, S. Carneiro, and J. S. Alcaniz, *JCAP* **12**, 023 (2019), 1908.07213.
- [92] D. M. Scolnic et al., *Astrophys. J.* **859**, 101 (2018), 1710.00845.
- [93] T. M. C. Abbott et al. (DES) (2017), 1708.01530.
- [94] A. G. Riess, S. Casertano, W. Yuan, L. M. Macri, and D. Scolnic, *Astrophys. J.* **876**, 85 (2019), 1903.07603.
- [95] T. Delubac et al. (BOSS), *Astron. Astrophys.* **574**, A59 (2015), 1404.1801.
- [96] T. M. C. Abbott et al. (DES) (2017), 1711.00403.
- [97] M. Asgari et al., *Astron. Astrophys.* **634**, A127 (2020), 1910.05336.
- [98] D. J. Spiegelhalter, N. G. Best, B. P. Carlin, and A. van der Linde, *Journal of the Royal Statistical Society: Series B (Statistical Methodology)* **76**, 485 (2014), ISSN 1467-9868, URL <http://dx.doi.org/10.1111/rssb.12062>.
- [99] M. Powell, *The BOBYQA algorithm for bound constrained optimization without derivatives*, vol. report DAMTP 2009/NA06 (2009).
- [100] L. Amendola et al., *Living Rev. Rel.* **21**, 2 (2018), 1606.00180.
- [101] M. E. Levi et al. (DESI) (2019), 1907.10688.
- [102] S. W. Jha et al. (2019), 1907.08945.
- [103] R. Maartens, F. B. Abdalla, M. Jarvis, and M. G. Santos (SKA Cosmology SWG), *PoS AASKA14*, 016 (2015), 1501.04076.
- [104] D. J. Bacon et al. (SKA), *Publ. Astron. Soc. Austral.* **37**, e007 (2020), 1811.02743.
- [105] E. Di Valentino et al. (CORE), *JCAP* **04**, 017 (2018), 1612.00021.
- [106] K. Abazajian et al., *Bull. Am. Astron. Soc.* **51**, 209 (2019), 1908.01062.
- [107] K. Abazajian et al. (2019), 1907.04473.