

---

# Towards Understanding Fast Adversarial Training

---

**Bai Li**

Department of Statistical Science  
Duke University  
bai.li@duke.edu

**Shiqi Wang**

Department of Computer Science  
Columbia University  
tcwangshiqi@cs.columbia.edu

**Suman Jana**

Department of Computer Science  
Columbia University  
suman@cs.columbia.edu

**Lawrence Carin**

Department of ECE  
Duke University  
lcarin@duke.edu

## Abstract

Current neural-network-based classifiers are susceptible to adversarial examples. The most empirically successful approach to defending against such adversarial examples is adversarial training, which incorporates a strong self-attack during training to enhance its robustness. This approach, however, is computationally expensive and hence is hard to scale up. A recent work, called fast adversarial training, has shown that it is possible to markedly reduce computation time without sacrificing significant performance. This approach incorporates simple self-attacks, yet it can only run for a limited number of training epochs, resulting in sub-optimal performance. In this paper, we conduct experiments to understand the behavior of fast adversarial training and show the key to its success is the ability to recover from overfitting to weak attacks. We then extend our findings to improve fast adversarial training, demonstrating superior robust accuracy to strong adversarial training, with much-reduced training time.

## 1 Introduction

Adversarial examples are carefully crafted versions of the original data that successfully mislead a classifier [1], while realizing minimal change in appearance when viewed by most humans. Although deep neural networks have achieved impressive success on a variety of challenging machine learning tasks, the existence of such adversarial examples has hindered the application of deep neural networks and drawn great attention in the deep-learning community.

Empirically, the most successful defense thus far is based on Projected Gradient Descent (PGD) adversarial training [2, 3], augmenting the data of interest with strong adversarial examples, to help improve model robustness. Although effective, this approach is not efficient and may take multiple days to train a moderately large model. On the other hand, one of the early versions of adversarial training, based on a weaker Fast Gradient Signed Method (FGSM) attack, is much more efficient but suffers from “catastrophic overfitting,” a phenomenon where the robust accuracy with respect to strong attacks suddenly drops to almost zero during training [4, 5], and fails to provide robustness against strong attacks.

Fast adversarial training [5] is a simple modification to FGSM, that mitigates this issue. By initializing FGSM attacks with large randomized perturbations, it can efficiently obtain robust models against strong attacks. Although the modification is simple, the underlying reason for its success remains unclear. Moreover, fast adversarial training is only compatible with a cyclic learning rate schedule [6], with a limited number of training epochs, resulting in sub-optimal robust accuracy compared to

PGD adversarial training [7]. When fast adversarial training runs for a large number of epochs, it still suffers from catastrophic overfitting, similar to vanilla FGSM adversarial training. Therefore, it remains an unfinished task to obtain the effectiveness of PGD adversarial training and the efficiency of FGSM adversarial training simultaneously.

In this paper, we conduct experiments to show that the key to the success of fast adversarial training is not avoiding catastrophic overfitting, but being able to retain the robustness of the model when catastrophic overfitting occurs. We then utilize this understanding to propose a simple fix to fast adversarial training, making possible the training of it for a large number of epochs, without sacrificing efficiency. We demonstrate that, as a result, we yield improved performance.

We also revisit a previously developed technique, FGSM adversarial training as a warmup [8], and combine it with our training strategy to further improve performance with small additional computational overhead. The resulting method obtains better performance compared to the state-of-the-art approach, PGD adversarial training [7], while consuming much less training time.

Our contributions are summarized as follows:

- We conduct experiments to explain both the success and the failure of fast adversarial training for various cases.
- We propose an alternative training strategy as a fix to fast adversarial training, which is equivalently efficient but allows training for a large number of epochs, and hence achieves better performance.
- We propose to utilize the improved fast adversarial training as a warmup PGD adversarial training, to outperform the state-of-the-art adversarial robustness, with reduced training time.

## 2 Background and Related Work

The existence of adversarial examples was initially reported in [1]. Since then, many approaches have been proposed to mitigate this issue and improve the adversarial robustness of models. A straightforward method is data augmentation, where adversarial examples are generated before the back-propagation at each iteration and used for model updates. This approach is referred to as adversarial training. It was first used with a gradient-based single-step adversarial attack, also known as the Fast Gradient Sign Method (FGSM) [2]. Later, [9] found that models trained with FGSM tend to overfit and remain vulnerable to stronger attacks. They proposed a multi-step version of FGSM, namely the Basic Iterative Method (BIM), seeking to address its weaknesses. Randomized initialization for FGSM then was introduced in [4], leading to R+FGSM to increase the diversity of attacks and mitigate the overfitting issue. Finally, [3] combined randomized initialization with multi-step attacks to propose projected gradient descent (PGD) attacks, and showed its corresponding adversarial training is able to provide strong adversarial robustness [10]. As PGD adversarial training is effective, many works have tried to improve upon it [11, 12]. However, a recent study [7] conducted extensive experiments on adversarially trained models and demonstrated that the performance gain from almost all recently proposed algorithmic modifications to PGD adversarial training is no better than a simple piecewise learning rate schedule and early stopping to prevent overfitting.

In addition to adversarial training, a great number of adversarial defenses have been proposed, yet most remain vulnerable to stronger attacks [2, 13, 14, 9, 15, 16, 10]. A major drawback of many defensive models is that they are heuristic and vulnerable to adaptive attacks that are specifically designed for breaking them [17, 18]. To address this concern, many works have focused on providing provable/certified robustness of deep neural networks [19, 20, 21, 22, 23, 24, 25, 26, 27, 28, 29], yet their certifiable robustness cannot match the empirical robustness obtained by adversarial training.

Among all adversarial defenses that claim empirical adversarial robustness, PGD adversarial training has stood the test of time. The only major caveat to PGD adversarial training is its computational cost, due to the iterative attacks at each training step. Many recent works try to reduce the computational overhead of PGD adversarial training. [30] proposes to update adversarial perturbations and model parameters simultaneously. By performing multiple updates on the same batch, it is possible to imitate PGD adversarial training with accelerated training speed. Redundant calculations are removed in [31] during back-propagation for constructing adversarial examples, to reduce computational overhead. Recently, [5] shows surprising results that FGSM adversarial training can obtain strongly

robust models if a large randomized initialization is used for FGSM attacks. However, they are forced to use a cyclic learning rate schedule [32] and a small number of epochs for the training. This issue limits its performance, especially when compared to state-of-the-art PGD adversarial training with early stopping [7].

### 3 Fast Adversarial Training

#### 3.1 Preliminaries

We consider the task of classification over samples  $(x, y) \in (\mathcal{X}, \mathcal{Y})$ . Consider a classifier  $f_\theta : \mathcal{X} \rightarrow \mathcal{Y}$  parameterized by  $\theta$ , and a loss function  $\mathcal{L}$ . For a natural example  $x \in \mathcal{X}$ , an adversarial example  $x'$  satisfies  $\mathcal{D}(x, x') < \epsilon$  for a small  $\epsilon > 0$ , and  $f_\theta(x) \neq f_\theta(x')$ , where  $\mathcal{D}(\cdot, \cdot)$  is some distance metric, *i.e.*,  $x'$  is close to  $x$  but yields a different classification result. The distance is often described in terms of an  $\ell_p$  metric, and we focus on the  $\ell_\infty$  metric in this paper.

Adversarial training is an approach for training a robust model against adversarial attacks. It represents the objective of obtaining adversarial robustness in terms of a robust optimization problem, defined as

$$\min_{\theta} E_{(x,y) \sim \mathcal{X}} \max_{\|x'-x\|_\infty < \epsilon} (\mathcal{L}(f_\theta(x'), y)) \quad (1)$$

It approximates the inner maximization by constructing adversarial examples based on natural examples, and then the model parameters  $\theta$  are updated via an optimization method with respect to the adversarial examples, instead of the natural ones. One of the simplest choices of attack for adversarial training is the Fast Gradient Sign Method (FGSM) [2]:

$$x' = x + \epsilon \text{sign}(\nabla_x \mathcal{L}(f_\theta(x), y)) \quad (2)$$

Before the introduction of fast adversarial training [5], which we will introduce later, it was commonly believed that FGSM adversarial training fails to provide strong robustness [9]. During FGSM adversarial training, the robust accuracy of the model would suddenly drop to almost 0% after a certain point, when evaluated against PGD attacks. This phenomenon was referred to as ‘‘catastrophic overfitting’’ in [5]. The cause of catastrophic overfitting was studied extensively in [4]: during training, since FGSM is a simple attack, the model learns to fool the FGSM attacks by inducing gradient masking/obfuscated gradient [10]; that is, the gradient is no longer a useful direction for constructing adversarial examples. The existence of catastrophic overfitting has prohibited the use of FGSM adversarial training.

To mitigate this issue, [3] introduced a multi-step variant of FGSM, namely Projected Gradient Descent (PGD), which takes multiple small steps with stepsize  $\alpha$  to construct adversarial examples instead of one large step as in FGSM:

$$x'_{t+1} = \Pi_{\|x'-x\|_\infty \leq \epsilon} (x'_t + \alpha \text{sign}(\nabla_{x'_t} \mathcal{L}(f_\theta(x'_t), y))) \quad (3)$$

Extensive experimental results [3, 10] have shown that, unless the model is particularly designed for creating obfuscated gradients [18], PGD attacks are generally exempt from overfitting. Consequently, adversarial training with PGD leads to robust models against strong attacks, although its computational cost is often an order of magnitude more expensive than standard training and FGSM adversarial training.

Recently, in contrast to conventional believe, [5] proposed fast adversarial training and suggested it is possible to construct strongly robust models via FGSM adversarial training. They showed it is important to initialize a FGSM attack with large randomized perturbations, to protect FGSM adversarial training from overfitting. Although randomly initialized FGSM (R+FGSM) has been used in previous works [4], [5] points out that the scale of the randomized initialization was restrictive and needs to be enlarged. As a result, this simple modification enables R+FGSM adversarial training to obtain reasonable robustness against strong attacks.

#### 3.2 Sub-optimal Performance of Fast Adversarial Training

In [5] it is claimed that fast adversarial training has comparable performance as PGD adversarial training, yet they only compared to the original results from [3]. Recent work [7] has shown PGD

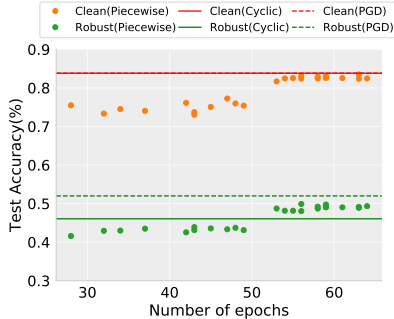


Figure 1: The epoch number where overfitting happens for FastAdv with the piecewise learning rate schedule, versus the best clean (orange) and robust (green) accuracy before overfitting. The solid lines and dashed lines are the clean and robust accuracy for FastAdv with cyclic learning rates and PGD adversarial training with piecewise learning rates.

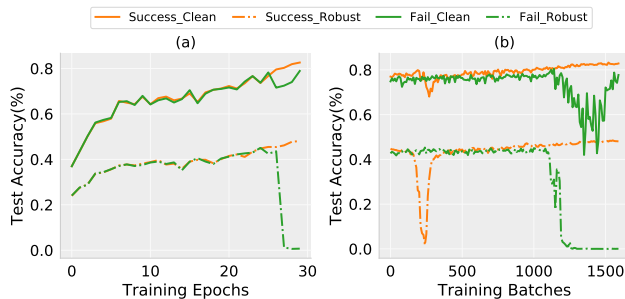


Figure 2: Comparison of a success mode (orange) and a failure mode (green) of fast adversarial training for 30 epochs. In plot (a), we show the test clean and robust accuracy for each epoch. In plot (b), we report the same quantities for every 10 batches for the last 5 epochs. Both models encounter catastrophic overfitting, but only the model in the failure mode never recovers.

adversarial training can be greatly improved with the standard piecewise learning rate schedule and early stopping.

In Figure 1 we compare fast adversarial training (solid lines) and PGD adversarial training (dash lines) on a PreAct ResNet-18 [33] model for classifying CIFAR-10 [34]. For fast adversarial training, we use a cyclic learning rate schedule [6], which linearly increases the learning rate to a maximum value and then decreases until the end. In particular, we use the schedule recommended in [5], where the learning rate linearly increases from 0 to 0.2 in the first 12 epochs and decreases to 0 for the last 18 epochs. For PGD adversarial training, we use a piecewise learning rate schedule which starts at 0.1 and decay by a factor of 0.1 at the 50th and the 75th epoch for a total of 100 epochs.

A clear gap in the robust accuracy is illustrated in Figure 1. There are two main factors accounting for this performance gap. First, although a model trained with the cyclic learning rate can converge in only a few epochs, it often results in sub-optimal results in the adversarial training setting [7] compared to the piecewise learning rate schedule. The issue is that fast adversarial training is forced to use a cyclic learning rate schedule. If a piecewise learning rate schedule is used for fast adversarial training for a large number of epochs, the model will still encounter catastrophic overfitting. We ran fast adversarial training with 25 different random seeds for 100 epochs, with the same piecewise learning rate schedule for PGD adversarial training, and terminated it when catastrophic overfitting happened. We add in Figure 1 the epoch number where the overfitting happens, versus the best clean and robust accuracy before overfitting.

The results show that none of the training progress exceeds even the 70th epochs without encountering catastrophic overfitting. For training progress terminated before the 50th epoch, where the learning rate drops, their performance is inferior due to insufficient training. On the other hand, although the rest of training progress also terminate early, they consistently outperformed fast adversarial training with the cyclic learning rate schedule. In other words, if fast adversarial training can run for more epochs with the piecewise learning rate schedule, it has the potential to improve upon fast adversarial training with the cyclic learning rate schedule.

Another reason for the inferior performance of fast adversarial training is the inherent weakness of FGSM compared to PGD attacks. As PGD is in general a better approximation to the solution for the inner maximization problem in (1), it is expected to produce more robust models. We seek to address this issue in Section 5.

### 3.3 Understanding Fast Adversarial Training

Although [5] has shown that initialization with a large randomized perturbation results in effective FGSM adversarial training, the underlying mechanism for its effectiveness remains a puzzle. Moreover, even with the recommended setting, catastrophic overfitting still happens on occasion. Plot (a) in Figure 2 shows both a success mode (orange) and a failure mode (green) when we use fast adversarial training with cyclic learning rate for 30 epochs. It seems that the model in the success mode never encounters overfitting, while the model in the failure mode encounters catastrophic overfitting at around the 26th epoch. However, surprisingly, if we look closer at the training progress in plot (b), where we report the test clean and robust accuracy for every 10 batches (with a batch size of 128) for the last 5 epochs, it is observed that the model in the success mode also encounters a sudden drop in test robust accuracy, indicating catastrophic overfitting, but it recovers immediately.

This finding explains why fast adversarial training could run more epochs than vanilla FGSM adversarial training. It is not because it can completely avoid catastrophic overfitting, as previously believed; rather, it is because it can recover from the catastrophic overfitting in a few batches. This has not been observed before because normally a model is only evaluated per epoch, while such “overfit-and-recover” behavior happens within a span of a few batches.

The observation in Figure 2 also suggests that, when catastrophic overfitting happens, although the model quickly transforms into a non-robust one, it is fundamentally different from an ordinary non-robust model. In fact, the non-robust model due to catastrophic overfitting seems to be able to quickly retain its robustness once the corresponding attack is able to avoid gradient masking and find the correct direction for constructing attacks again.

This could explain why the randomized initialization is crucial for the success of fast adversarial training. Fast adversarial training can leverage the randomized initialization to find the correct direction for constructing attacks when catastrophic overfitting happens. On the other hand, it also explains why fast adversarial training still overfits after long training progress. Randomized initialization works with a high probability, but not always. As the training progress continues, the model is more capable of overfitting, especially when the learning rate is small, and fast adversarial training is less likely to find the correct direction for constructing FGSM attacks.

To verify our analysis, we conduct experiments to exclude the use of randomized initialization, that is to use vanilla FGSM adversarial training, but also run PGD adversarial training for a few batches when catastrophic overfitting happens. In particular, we monitor the PGD robust accuracy on a validation set during training. Once there is a sudden drop of the validation robust accuracy, which indicates the occurrence of overfitting, we run PGD adversarial training for a few batches to help the model recover from overfitting, as an alternative to R+FGSM. The same piecewise learning rate schedule as in Figure 1 is used. We also run the vanilla fast adversarial training as a reference.

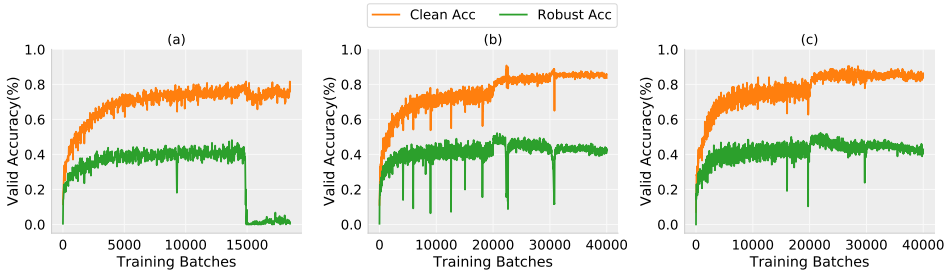


Figure 3: Validation clean and robust accuracy evaluated for every 20 batches. (a) Fast adversarial training. (b) FGSM with no randomized initialization but using PGD to mitigate overfitting. (c) FGSM with randomized initialization and PGD to mitigate overfitting. All training uses the same piecewise learning rate schedule.

The results are illustrated in Figure 3. Comparing plot (a) and (b), while the fast adversarial training overfits after around 15,000 batches, FGSM adversarial training without randomized initialization obtains robust accuracy despite several “overfit-and-recover” behaviors. This confirms our hypothesis that the essential nature of successful FGSM adversarial training is not the randomized initialization, but the ability to recover from catastrophic overfitting.

## 4 A Simple Fix to Fast Adversarial Training

The analysis and experimental results above suggest that (i) FGSM adversarial training is useful as long as it can recover from catastrophic overfitting, and (ii) fast adversarial training can only run for limited epochs because the randomized initialization is not reliable. Therefore, a more reliable way to mitigate catastrophic overfitting is needed. To this end, we propose a simple fix to fast adversarial training, incorporating PGD adversarial training when catastrophic overfitting is observed.

---

**Algorithm 1** Improved fast adversarial training for  $T$  epochs, given some radius  $\epsilon$ ,  $N$  PGD steps, step size  $\alpha$ , a threshold  $c$ , frequency of detection  $s$ , and a dataset of size  $M$  for a network  $f_\theta$ .

---

```

for  $t = 1 \dots T$  do
  for  $i = 1 \dots M$  do
    if  $\text{Acc}_{\text{last}} > \text{Acc}_{\text{valid}} + c$  then
       $\delta = \text{PGD Attack}(f_\theta, x_i, y_i)$  // Overfitting happens, run PGD adversarial training
    else
       $\delta = \text{R+FGSM Attack}(f_\theta, x_i, y_i)$  // No Overfitting, use R+FGSM adversarial training
    end if
     $\theta = \theta - \nabla_{\theta} \ell(f_\theta(x_i + \delta), y_i)$  // Update model weights with some optimizer, e.g. SGD
  end for
  if  $i \% s == 0$  then
    Let  $\text{Acc}_{\text{last}} = \text{Acc}_{\text{valid}}$ . Update robust accuracy  $\text{Acc}_{\text{valid}}$  under PGD attacks.
  end if
end for

```

---

The proposed approach is described in Algorithm 1. The core idea is simple and has been described briefly in the previous section: we hold out a validation set and monitor its robust accuracy for detecting overfitting. When there is a drop on the validation robust accuracy beyond a threshold, at which point catastrophic overfitting happens, we run 10-step PGD adversarial training for a few batches to help the model regain its robustness.

Note that although the training progress in plot (a) of Figure 3 overfits at around the 15,000th batch, the frequency of catastrophic overfitting is much lower compared to the training progress in plot (b), where no randomized initialization is used. This may also imply that although randomized initialization is not reliable for mitigating catastrophic overfitting, it reduces its occurrences. To verify this conjecture, we perform the same experiment as in plot (b), but now with randomized initialization, and show the training progress in plot (c) of Figure 3. The occurrences of catastrophic overfitting is much fewer than in plot (b), confirming our conjecture. Therefore, we keep the large randomized initialization for FGSM adversarial training in Algorithm 1, resulting in R+FGSM adversarial training. The infrequent occurrences of catastrophic overfitting also ensures the additional PGD adversarial training adds little computational overhead to the training progress.

**Hyperparameters** In Table 1 we report the final clean and robust accuracy of the improved fast adversarial training (FastAdv+). We use the same piecewise learning rate schedule and early stopping as used in PGD adversarial training. We detect overfitting every  $s = 20$  batches with a randomly sampled validation batch, and PGD adversarial training runs for  $s = 20$  batches until the when overfitting happens. The threshold for detecting catastrophic overfitting is  $c = 0.1$ . The robust accuracy is evaluated against 50-step PGD attacks with 10 restarts for  $\epsilon = 8/255$ . Note we use half-precision computations [32] as recommended in [5] for all training methods, for acceleration. All experiments are repeated for 5 times, and both the mean and the standard deviation are reported.

Table 1: CIFAR-10 standard and robust accuracy on PreAct ResNet-18 for vanilla PGD adversarial training with early stopping, fast adversarial training (FastAdv), improved fast adversarial training (FastAdv+) and fast adversarial training as a warmup for PGD adversarial training (FastAdvW).

Method	Standard Accuracy	PGD( $\epsilon = 8/255$ )	Time(min)
PGD	$83.43 \pm 0.25\%$	$51.74 \pm 0.17\%$	166.45
FastAdv	$83.41 \pm 0.13\%$	$46.14 \pm 0.08\%$	12.35
FastAdv+	<b><math>83.54 \pm 0.22\%</math></b>	$48.43 \pm 0.14\%$	28.32
FastAdvW	$83.18 \pm 0.18\%$	<b><math>53.09 \pm 0.11\%</math></b>	40.73

As we are able to train the model with a piecewise learning rate schedule for a large number of epochs, both clean and robust accuracy is improved without sacrificing much efficiency. In fact, the computational efficiency is the same for each epoch in FastAdv and FastAdv+. FastAdv consumes less time merely because it runs for 30 epochs. Note we only report the average running time but omit the variance since it is largely affected by early stopping.

## 5 Fast Adversarial Training as a Warmup

We are able to improve the performance of fast adversarial training by allowing longer training progress. However, the associated robust accuracy is still noticeably worse than PGD adversarial training. This is expected, as PGD is inherently a stronger attack than FGSM. In this section, we adapt a previously studied technique [8], using FGSM adversarial training as a warmup for PGD adversarial training, to close the gap between fast adversarial training and PGD adversarial training.

It has been observed in [8] that using FGSM at the early stage of PGD adversarial training does not degrade its performance, and even provides slight improvement. The intuition behind this is that at the early stage of training, the model is vulnerable to adversarial attacks, and therefore there is no difference between using a weak attack and a strong attack. As the training proceeds, the model becomes more robust to weak attacks, and sometimes even overfits, where stronger attacks are more effective at increasing the robustness of the model.

However, due to the risk of overfitting, only a few epochs of FGSM adversarial training were used in [8] as a warmup, and consequently it does not provide much improvement on the robust accuracy, nor does it save much training time. As FastAdv+ can run for as many epochs as needed, it is possible to use it for most of the training epochs and PGD adversarial training for only a few epochs at the end.

**Starting Point of PGD Adversarial Training** Since early stopping always happens a few epochs after the learning rate decay, we start PGD adversarial training a few epochs before the learning rate decay, to minimize the span of PGD adversarial training for the purpose of efficiency. In the experiments, we run the improved fast adversarial training for the first 70 epochs and change to PGD adversarial training. The early stopping happens at the 78th epoch, meaning we only run PGD adversarial training for no more than 10 epochs.

We report in Figure 4 the validated clean and robust accuracy during the whole training progress for FastAdv+ as a warmup, termed FastAdvW. While using FastAdvW improves upon FastAdv+, it still suffers from overfitting (however, *not* catastrophic overfitting) in the later stage of training. We assume this is due to the fact that the FGSM attack with a large randomized initialization is already strong, in contrast to vanilla FGSM adversarial training used in [8]. Following the intuition that only a weak attack is needed in the early stage, we reduce the size of perturbation  $\epsilon$  from  $8/255$  to  $4/255$  for the stage of fast adversarial training. As shown in Figure 4, this change of the attack size (FastAdvW 4-8) allows the model to reach higher robust accuracy. We also report the final test clean and robust accuracy, which is based on early stopping<sup>1</sup>, on the test set in Table 1. This shows FastAdvW outperforms PGD adversarial training in robust accuracy and is comparable on clean accuracy.

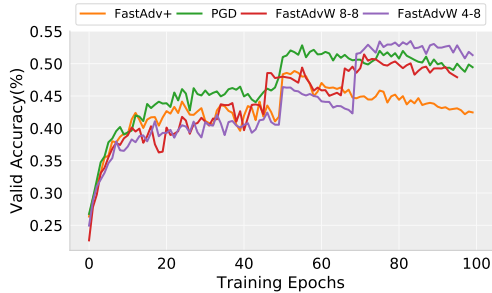


Figure 4: Robust accuracy on a validation set, evaluated for FastAdv+, PGD adversarial training, FastAdvW with a constant perturbation size  $\epsilon = 8/255$ , and with  $\epsilon = 4/255$  and  $8/255$  in two stages.

## 6 Additional Experiments

In the above analyses, we only evaluated the proposed approach on CIFAR-10 using the PreAct ResNet-18 architecture. In this section, we run more experiments on various data sets and model architectures to show the generality of our results.

<sup>1</sup>For FastAdvW, we only consider stopping after PGD adversarial training starts.

We first show in Table 2 results for both CIFAR-10 and CIFAR-100 on the Wide-ResNet 34-10 [35] as this model structure is widely used in the adversarial training literature [3, 30, 11, 7]. The same setting of hyperparameters in Section 4 is used, except the threshold for detecting “catastrophic overfitting” is reduced to  $c = 0.05$  for CIFAR-100 to accommodate for its range of robust accuracy.

In addition, we also include in Table 2 results for “free” adversarial training [30]. This approach reduces the computational cost of PGD adversarial training utilizing the “minibatch replay” technique, which adds adversarial perturbations and updates the model simultaneously on the same minibatch for several iterations, to imitate PGD adversarial training. As a result, this approach only needs to run for several epochs to converge. In this experiments, we follow the recommendation in [30] and replay each batch  $m = 8$  times for a total of 25 epochs.

Finally, we conduct experiments on Tiny ImageNet, with results also summarized in Table 2. Although previous works [5, 30] conduct experiments on ImageNet, it still requires several GPUs to run. As we only run experiments on a single RTX 2080ti, we considered Tiny ImageNet, which consists of 200 ImageNet classes at 64 x 64 resolution. The architecture we use is ResNet-50 [36] and the hyperparameters, such as learning rate and size of attacks, are kept the same as for CIFAR datasets.

Table 2: CIFAR-10 and CIFAR-100 standard and robust accuracy, and the corresponding training time on Wide-ResNet 34-10 for PGD adversarial training, free adversarial training (Free), FastAdv, FastAdv+ and FastAdvW. PGD attacks with 50 iterations and 10 restarts are used for evaluation.

Model	Method	Standard Accuracy	PGD( $\epsilon = 8/255$ )	Time(min)
CIFAR-10	PGD	85.27 $\pm$ 0.31%	54.10 $\pm$ 0.20%	998.27
	Free (m=8)	85.87 $\pm$ 0.37%	46.13 $\pm$ 0.19%	358.53
	FastAdv	85.21 $\pm$ 0.22%	46.36 $\pm$ 0.13%	82.32
	FastAdv+	<b>86.52 <math>\pm</math> 0.25%</b>	51.01 $\pm$ 0.18%	143.17
	FastAdvW	85.91 $\pm$ 0.36%	<b>55.13 <math>\pm</math> 0.22%</b>	237.87
CIFAR-100	PGD	61.92 $\pm$ 0.20%	26.60 $\pm$ 0.14%	1014.47
	Free (m=8)	<b>62.11 <math>\pm</math> 0.22%</b>	25.37 $\pm$ 0.09%	362.83
	FastAdv	55.71 $\pm$ 0.17%	27.50 $\pm$ 0.13%	103.83
	FastAdv+	60.57 $\pm$ 0.25%	28.61 $\pm$ 0.10%	184.50
	FastAdvW	61.01 $\pm$ 0.27%	<b>28.88 <math>\pm</math> 0.17%</b>	257.13
Tiny ImageNet	PGD	45.34 $\pm$ 0.30%	21.62 $\pm$ 0.11%	2099.83
	Free (m=8)	34.75 $\pm$ 0.11%	14.30 $\pm$ 0.07%	743.94
	FastAdv	<b>48.31 <math>\pm</math> 0.21%</b>	19.96 $\pm$ 0.08%	194.51
	FastAdv+	48.02 $\pm$ 0.19%	20.05 $\pm$ 0.11%	330.65
	FastAdvW	46.73 $\pm$ 0.31%	<b>21.82 <math>\pm</math> 0.19%</b>	592.22

## 6.1 Analysis

The results in Table 2 are consistent with what we have observed on the PreAct ResNet-18 architecture for CIFAR-10. While FastAdv+ outperforms vanilla fast adversarial training as a result of longer training progress, its robust accuracy is no better than PGD adversarial training. However, when we use FastAdv+ as a warmup, its clean accuracy becomes comparable to PGD adversarial training, while its robust accuracy constantly outperforms PGD adversarial training. In addition, FastAdvW only consumes 25% of the training time of PGD adversarial training. It is also worth noting that although free adversarial training uses a piecewise learning rate schedule as well, it only obtains its best performance at the end of the training progress, thus does not benefit from early stopping in both the performance and the efficiency.

## 7 Conclusion

We have conducted experiments to show that the key to the success of FGSM adversarial training is the ability to recover from “catastrophic overfitting”. Fast adversarial training utilizes randomized initialization to achieve this goal but still suffers from catastrophic overfitting for a large number of training epochs. We design a new training strategy that mitigates this caveat and enables the commonly used piecewise learning rate schedule for fast adversarial training and, as a result, improves clean and robust accuracy. We also use the improved fast adversarial training as a warmup for PGD



adversarial training, and find it is sufficient to use this warmup for a majority of the training epochs to save time and further improve model robustness. As a result, we are able to obtain superior performance to the expensive, state-of-the-art PGD adversarial training with much-reduced training time.

## References

- [1] Christian Szegedy, Wojciech Zaremba, Ilya Sutskever, Joan Bruna, Dumitru Erhan, Ian Goodfellow, and Rob Fergus. Intriguing properties of neural networks. *arXiv preprint arXiv:1312.6199*, 2013.
- [2] Ian J Goodfellow, Jonathon Shlens, and Christian Szegedy. Explaining and harnessing adversarial examples. *arXiv preprint arXiv:1412.6572*, 2014.
- [3] Aleksander Madry, Aleksandar Makelov, Ludwig Schmidt, Dimitris Tsipras, and Adrian Vladu. Towards deep learning models resistant to adversarial attacks. *arXiv preprint arXiv:1706.06083*, 2017.
- [4] Florian Tramèr, Alexey Kurakin, Nicolas Papernot, Ian Goodfellow, Dan Boneh, and Patrick McDaniel. Ensemble adversarial training: Attacks and defenses. *arXiv preprint arXiv:1705.07204*, 2017.
- [5] Eric Wong, Leslie Rice, and J Zico Kolter. Fast is better than free: Revisiting adversarial training. In *International Conference on Learning Representations*, 2019.
- [6] Leslie N Smith and Nicholay Topin. Super-convergence: Very fast training of neural networks using large learning rates. In *Artificial Intelligence and Machine Learning for Multi-Domain Operations Applications*, volume 11006, page 1100612. International Society for Optics and Photonics, 2019.
- [7] Leslie Rice, Eric Wong, and J Zico Kolter. Overfitting in adversarially robust deep learning. *arXiv preprint arXiv:2002.11569*, 2020.
- [8] Yisen Wang, Xingjun Ma, James Bailey, Jinfeng Yi, Bowen Zhou, and Quanquan Gu. On the convergence and robustness of adversarial training. In *International Conference on Machine Learning*, pages 6586–6595, 2019.
- [9] Alexey Kurakin, Ian Goodfellow, and Samy Bengio. Adversarial machine learning at scale. *arXiv preprint arXiv:1611.01236*, 2016.
- [10] Anish Athalye, Nicholas Carlini, and David Wagner. Obfuscated gradients give a false sense of security: Circumventing defenses to adversarial examples. *arXiv preprint arXiv:1802.00420*, 2018.
- [11] Hongyang Zhang, Yaodong Yu, Jiantao Jiao, Eric P Xing, Laurent El Ghaoui, and Michael I Jordan. Theoretically principled trade-off between robustness and accuracy. *arXiv preprint arXiv:1901.08573*, 2019.
- [12] Cihang Xie, Yuxin Wu, Laurens van der Maaten, Alan L Yuille, and Kaiming He. Feature denoising for improving adversarial robustness. In *Proceedings of the IEEE Conference on Computer Vision and Pattern Recognition*, pages 501–509, 2019.
- [13] Seyed-Mohsen Moosavi-Dezfooli, Alhussein Fawzi, and Pascal Frossard. Deepfool: a simple and accurate method to fool deep neural networks. In *Proceedings of the IEEE Conference on Computer Vision and Pattern Recognition*, pages 2574–2582, 2016.
- [14] Nicolas Papernot, Patrick McDaniel, Xi Wu, Somesh Jha, and Ananthram Swami. Distillation as a defense to adversarial perturbations against deep neural networks. In *Security and Privacy (SP), 2016 IEEE Symposium on*, pages 582–597. IEEE, 2016.
- [15] Nicholas Carlini and David Wagner. Towards evaluating the robustness of neural networks. In *Security and Privacy (SP), 2017 IEEE Symposium on*, pages 39–57. IEEE, 2017.
- [16] Wieland Brendel, Jonas Rauber, and Matthias Bethge. Decision-based adversarial attacks: Reliable attacks against black-box machine learning models. *arXiv preprint arXiv:1712.04248*, 2017.
- [17] Nicholas Carlini, Anish Athalye, Nicolas Papernot, Wieland Brendel, Jonas Rauber, Dimitris Tsipras, Ian Goodfellow, and Aleksander Madry. On evaluating adversarial robustness. *arXiv preprint arXiv:1902.06705*, 2019.
- [18] Florian Tramèr, Nicholas Carlini, Wieland Brendel, and Aleksander Madry. On adaptive attacks to adversarial example defenses. *arXiv preprint arXiv:2002.08347*, 2020.
- [19] Matthias Hein and Maksym Andriushchenko. Formal guarantees on the robustness of a classifier against adversarial manipulation. In *Advances in Neural Information Processing Systems*, pages 2266–2276, 2017.
- [20] Aditi Raghunathan, Jacob Steinhardt, and Percy Liang. Certified defenses against adversarial examples. *arXiv preprint arXiv:1801.09344*, 2018.
- [21] J Zico Kolter and Eric Wong. Provable defenses against adversarial examples via the convex outer adversarial polytope. *arXiv preprint arXiv:1711.00851*, 2017.

- [22] Tsui-Wei Weng, Huan Zhang, Hongge Chen, Zhao Song, Cho-Jui Hsieh, Duane Boning, Inderjit S Dhillon, and Luca Daniel. Towards fast computation of certified robustness for relu networks. *arXiv preprint arXiv:1804.09699*, 2018.
- [23] Huan Zhang, Tsui-Wei Weng, Pin-Yu Chen, Cho-Jui Hsieh, and Luca Daniel. Efficient neural network robustness certification with general activation functions. In *Advances in Neural Information Processing Systems*, pages 4944–4953, 2018.
- [24] Krishnamurthy Dvijotham, Robert Stanforth, Sven Gowal, Timothy Mann, and Pushmeet Kohli. A dual approach to scalable verification of deep networks. *arXiv preprint arXiv:1803.06567*, 2018.
- [25] Eric Wong, Frank Schmidt, Jan Hendrik Metzen, and J Zico Kolter. Scaling provable adversarial defenses. *arXiv preprint arXiv:1805.12514*, 2018.
- [26] Shiqi Wang, Yizheng Chen, Ahmed Abdou, and Suman Jana. Mixtrain: Scalable training of formally robust neural networks. *arXiv preprint arXiv:1811.02625*, 2018.
- [27] Mathias Lecuyer, Vaggelis Atlidakis, Roxana Geambasu, Daniel Hsu, and Suman Jana. Certified robustness to adversarial examples with differential privacy. *arXiv preprint arXiv:1802.03471*, 2018.
- [28] Bai Li, Changyou Chen, Wenlin Wang, and Lawrence Carin. Certified adversarial robustness with additive noise. In *Advances in Neural Information Processing Systems*, pages 9459–9469, 2019.
- [29] Jeremy M Cohen, Elan Rosenfeld, and J Zico Kolter. Certified adversarial robustness via randomized smoothing. *arXiv preprint arXiv:1902.02918*, 2019.
- [30] Ali Shafahi, Mahyar Najibi, Mohammad Amin Ghiasi, Zheng Xu, John Dickerson, Christoph Studer, Larry S Davis, Gavin Taylor, and Tom Goldstein. Adversarial training for free! In *Advances in Neural Information Processing Systems*, pages 3353–3364, 2019.
- [31] Dinghuai Zhang, Tianyuan Zhang, Yiping Lu, Zhanxing Zhu, and Bin Dong. You only propagate once: Accelerating adversarial training via maximal principle. In *Advances in Neural Information Processing Systems*, pages 227–238, 2019.
- [32] Paulius Micikevicius, Sharan Narang, Jonah Alben, Gregory Diamos, Erich Elsen, David Garcia, Boris Ginsburg, Michael Houston, Oleksii Kuchaiev, Ganesh Venkatesh, et al. Mixed precision training. *arXiv preprint arXiv:1710.03740*, 2017.
- [33] Kaiming He, Xiangyu Zhang, Shaoqing Ren, and Jian Sun. Deep residual learning for image recognition. In *Proceedings of the IEEE conference on computer vision and pattern recognition*, pages 770–778, 2016.
- [34] Alex Krizhevsky et al. Learning multiple layers of features from tiny images. 2009.
- [35] Sergey Zagoruyko and Nikos Komodakis. Wide residual networks. *arXiv preprint arXiv:1605.07146*, 2016.
- [36] Kaiming He, Xiangyu Zhang, Shaoqing Ren, and Jian Sun. Identity mappings in deep residual networks. In *European conference on computer vision*, pages 630–645. Springer, 2016.
- [37] Francesco Croce and Matthias Hein. Minimally distorted adversarial examples with a fast adaptive boundary attack. *arXiv preprint arXiv:1907.02044*, 2019.

## A Strong Attacks after Overfitting

When FastAdv+ is used for training a model, even though the model can recover from catastrophic overfitting via PGD adversarial training, it is possible that the model overfits to PGD attacks and stays vulnerable to other attacks. Therefore, we extract the model right after its recovery from catastrophic overfitting and run several kinds of attacks, including 10-step PGD attacks, 50-step PGD attacks with 10 restarts, C&W attacks [15] and fast adaptive boundary (FAB) attacks [37], on this model.

Table 3: CIFAR-10 standard and robust accuracy on PreAct ResNet-18 under various types of attacks.

Attacks	PGD-10	PGD-50	C&W	FAB
Robust Accuracy	40.22%	39.41%	41.05%	38.68%

The result shows the model recovered from catastrophic overfitting is indeed robust. Note the robust accuracy is relatively low as we are not using the final model.

## B Ablation Analysis on Adjusted Attack Size

In Section 5, we show it is possible to improve the performance of FastAdvW via using a smaller size of attacks for FGSM adversarial training. It is possible that the adjusted size of attacks benefits not only our approach, but also PGD adversarial training. Therefore, we use the same setting (4/255 for the first 70 epochs and 8/255 for the rest) for full PGD adversarial training and compare it to vanilla PGD adversarial training.

Table 4: CIFAR-10 standard and robust accuracy on PreAct ResNet-18 for vanilla PGD adversarial training and PGD adversarial training with adjusted size of attacks (4/255 and 8/255).

Method	Standard Accuracy	PGD( $\epsilon = 8/255$ )
PGD	83.43 $\pm$ 0.25%	51.74 $\pm$ 0.17%
PGD(adjusted size)	83.11 $\pm$ 0.11%	52.14 $\pm$ 0.28%

The results show that PGD adversarial training enjoys limited benefits from the adjusted size of attacks. This strategy is more compatible with our proposed FastAdvW.