

Adaptive Multi-Feature Budgeted Profit Maximization in Social Networks

Tiantian Chen, Jianxiong Guo, *Member, IEEE* Weili Wu, *Senior Member, IEEE*

Abstract—Online social network has been one of the most important platforms for viral marketing. Most of existing researches about diffusion of adoptions of new products on networks are about one diffusion. That is, only one piece of information about the product is spread on the network. However, in fact, one product may have multiple features and the information about different features may spread independently in social network. When a user would like to purchase the product, he would consider all of the features of the product comprehensively not just consider one. Based on this, we propose a novel problem, multi-feature budgeted profit maximization (MBPM) problem, which first considers budgeted profit maximization under multiple features propagation of one product.

Given a social network with each node having an activation cost and a profit, MBPM problem seeks for a seed set with expected cost no more than the budget to make the total expected profit as large as possible. We mainly consider MBPM problem under the adaptive setting, where seeds are chosen iteratively and next seed is selected according to current diffusion results. We study adaptive MBPM problem under two models, oracle model and noise model. The oracle model assumes conditional expected marginal profit of any node could be obtained in $O(1)$ time and a $(1 - 1/e)$ expected approximation policy is proposed. Under the noise model, we estimate conditional expected marginal profit of a node by modifying the EPIC algorithm and propose an efficient policy, which could achieve a $(1 - e^{-(1-\epsilon)})$ expected approximation ratio. Several experiments are conducted on six realistic datasets to compare our proposed policies with their corresponding non-adaptive algorithms and some heuristic adaptive policies. Experimental results show efficiencies and superiorities of our policies.

Index Terms—Multi-feature Diffusion, Adaptive Budgeted Profit Maximization, Approximation Algorithm, Social Network

I. INTRODUCTION

Online social network, like Facebook, Twitter, LinkedIn, etc., has been one of the most important platforms for marketing and communication. Many companies have taken social network as main method to promote products by word-of-mouth effects. To maximize the product influence and obtained profit, companies may apply many methods, such as distributing coupons, free samples or offering some discounts when purchasing. Many researches have been focused on the diffusion phenomenon on social networks, including diffusion

of ideas, news, adoptions of new products, etc. One topic extensively studied is the Influence Maximization (IM) problem [1]–[5], which asks for k seeds to maximize the expected number of influenced users under some diffusion model. There are two classical diffusion models: Independent Cascade (IC) model and Linear Threshold (LT) model.

However, it has been proved IM problem is NP-hard and computing the expected spread from a node set is #P-hard in general under IC and LT model [3], [4]. Kempe *et al.* [5] presented a $(1 - 1/e)$ -approximation scheme, classical greedy algorithm, for IM problem and they used Monte Carlo method to estimate expected spread of a seed set, but it is time-consuming. Many recent works, like [6]–[12], have been focused on solving this problem, which not only could obtain a $(1 - 1/e - \epsilon)$ -approximation solution with high probability but are efficient even for large-scale datasets.

Most of existing papers related to IM problem only consider a single diffusion. That is, only one piece of information about the product is spread on social networks. Some papers like [13]–[16] indeed consider multiple diffusions of products. But the diffusions are for multiple products and each diffusion is for one product. However, in reality, one product may have multiple features and the information about all these features can spread on social network. For instance, when a customer wants to buy a phone, he may consider many features, such as price, brand, camera, display, speed, etc. He has his own preference for each feature, which can be regarded as weight for the feature, and has a threshold to purchase the phone. He heard the information about features of the phone on networks, and he will purchase the phone only when the sum of weights of features satisfying his requests is larger than or equal to the threshold.

Guo *et al.* [17] first proposed a multi-feature diffusion model (MF-model) to describe multiple features about one product spreading on the social network, where different feature information spreads independently according to different successful probabilities and whether to accept a product is determined by overall evaluation on all these features. They considered the rumor blocking problem under this model, but they assume the weights of each feature for each node are equal when solving the problem.

Based on the MF-model [17], we propose a novel budgeted profit maximization problem, MBPM problem. Given a social network, MBPM problem assumes that multiple information about multiple features of a product are spread on it. Each feature has its own propagation probability when spreading from one user to another, and each user has its own weights for each feature. A user will purchase the product only when

T. Chen and W. Wu are with the Department of Computer Science, Erik Jonsson School of Engineering and Computer Science, University of Texas at Dallas, Richardson, TX 75080, USA. (Corresponding author: Tiantian Chen.) E-mail: tiantian.chen@utdallas.edu.

J. Guo is with the BNU-UIC Institute of Artificial Intelligence and Future Networks, Beijing Normal University at Zhuhai, Zhuhai, Guangdong 519087, China, and also with the Guangdong Key Lab of AI and Multi-Modal Data Processing, BNU-HKBU United International College, Zhuhai, Guangdong 519087, China.

the sum of weights of features he accepts is larger than or equal to his threshold. Each node has an activation cost and a profit. MBPM problem seeks for a seed set with expected cost no more than the budget to make the obtained profit as large as possible. We consider MBPM problem under the adaptive setting, in which next seed is selected based on the diffusion result of current seeds. That is, we first select a seed and then observe which nodes would be activated by the seed. According to diffusion result, we would select next seed to maximize the profit as much as possible.

Main contributions of this work are as follows:

- We propose a novel practical problem, MBPM problem, consider it under both the non-adaptive and adaptive settings and propose efficient strategies to solve them, respectively.
- For the non-adaptive MBPM problem, we show its objective is monotone submodular and give a randomized algorithm which could achieve $(1 - 1/e)$ expected approximation guarantee.
- For the adaptive MBPM problem, we prove its objective function is adaptive monotone and adaptive submodular. We consider adaptive MBPM problem under two models, oracle model and noise model. An policy with $(1 - 1/e)$ expected approximation ratio is given in oracle model. Under noise model, we estimate the conditional expected marginal profit of any node by modifying the EPIC algorithm and propose a sampled adaptive greedy policy which could achieve a $(1 - e^{-(1-\epsilon)})$ expected approximation guarantee, where $0 < \epsilon < 1$.
- Experimental results on realistic datasets confirm effectiveness and superiority of our algorithm.

Organization. In Section II, we introduce related works of MBPM problem. The multi-feature diffusion model (MF-model) and IM problem under the MF-model are discussed in Section III. Section IV presents the MBPM problem under the non-adaptive setting and its solving algorithm. Section V gives definition of adaptive MBPM problem and property of its objective function. Section VI gives the algorithm to solve the adaptive MBPM problem and corresponding proofs for theoretical guarantee. Section VII is dedicated to experiments and Section VIII concludes the paper.

II. RELATED WORKS

Kempe *et al.* [5] first formulated IM problem as a combinatorial optimization problem, which aims to choose k seeds to make the expected influence as large as possible. They presented a $(1 - 1/e)$ -approximation algorithm, classical greedy scheme, to solve IM. Later, many variants of IM problem appeared, such as coupon based profit maximization [18]–[20], multiple products profit maximization [13], [15], [16], etc. The one related to our work is cost-aware targeted viral marketing (CTVM) problem [21], which maximizes the expected total benefit by choosing a seed set under the budget. The difference between CVTM and our MBPM problem is CVTM only considered one information diffusion on networks under the classical IC and LT model. And they studied CVTM problem under non-adaptive setting and designed a

$(1 - 1/\sqrt{e} - \epsilon)$ -approximation algorithm. Banerjee *et al.* [22] considered targeted CVTM problem where only nodes in target set have an activation profit, and they proposed a $(1 - 1/\sqrt{e})$ -approximation algorithm. However, we consider multiple diffusions of a product's features and studied the MBPM problem under the adaptive setting. [23] considered a diffusion model of multiple diffusions of a product's features, which is similar to ours, but the activation threshold for each node in their model is fixed. They measured the amount of information that a user received as the probability that the user is activated in an information cascade. However, in our MF-model, each node has a weight for each feature which measures how the user cares about the feature, and the activation threshold for each node is distributed uniformly in $[0, 1]$.

For adaptive problem related research, Golovin *et al.* [24] proved the objective of adaptive IM problem is adaptive monotone and submodular under full-adoption model and IC model. They proposed an adaptive greedy scheme, which is a $(1 - 1/e)$ -approximation scheme for adaptive IM problem. They also proved this algorithm can be used when a set function with adaptive monotonicity and submodularity subjects to the knapsack constraint. Han *et al.* [10] considered a variant of the adaptive IM problem, where k seeds are selected in batches of equal size b . They designed an AdaptGreedy framework instantiated by scalable IM algorithms, which could achieve a $(1 - e^{-(1-1/e)+\epsilon})$ approximation guarantee with high probability. Sun *et al.* [25] studied a Multi-Round Influence Maximization problem under the adaptive setting where information spreads in multiple rounds independently from probably different seed sets. They proposed an adaptive algorithm instantiated by the IMM [7], which could guarantee $(1 - e^{-(1-1/e)} - \epsilon)$ approximation. Recently, Huang *et al.* [11] pointed out there are some gaps in analysis of approximation guarantee for adaptive policies in [10] and [25]. They fixed the previous AdaptGreedy framework in [10] by instantiating with their improved EPIC algorithm and showed it could provide a $(1 - e^{\rho_b(\epsilon-1)})$ expected approximation guarantee. [26] considered the adaptive influence maximization with multiple activations problem, where a selected node in each iteration can be unwilling to be the seed and a node not being the seed in previous iteration can be activated again later but with higher activation cost. The goal is to find a randomized policy subject to expected knapsack constraint to maximize the expected influence spread. They designed an adaptive greedy policies by modifying EPIC algorithm in [11]. Peng *et al.* [27] showed that the adaptivity gap of the IM problem under the IC model with myopic feedback is at least $e/(e-1)$ and at most 4, and that both the non-adaptive and adaptive greedy algorithms achieve a $\frac{1}{4}(1 - 1/e)$ -approximation to the adaptive optimum. [28] showed the adaptivity gap of the IM problem under the IC model with the full-adoption feedback on several families of well-studied influence graphs. [29] proposed the concept of greedy adaptivity gap, comparing the performance of adaptive greedy algorithm to its non-adaptive counterpart.

III. INFLUENCE MAXIMIZATION PROBLEM UNDER THE MF-MODEL

A social network is generally denoted by a directed graph $G = (V, E)$, where $|V| = n$ and $|E| = m$. For each $(v, w) \in E$, v is named the in-neighbor of w and w is called the out-neighbor of v . Here, each node $u \in V$ represents a user (customer) in this paper.

A. Multi-Feature Diffusion Model

Consider a product with multiple features and the information about each feature may spread from one customer to another. To characterize it, we consider the multi-feature diffusion model (MF-model) [17] in this paper.

1. Given a social network $G = (V, E)$, q pieces of information about q features of a product are spread on it, respectively. For each $(u, v) \in E$, there is a q -dimensional propagation probability vector $\bar{p}_{u,v} = (p_{u,v}^1, \dots, p_{u,v}^q)$ associated with it, where $p_{u,v}^i \in (0, 1]$ is the successful probability when u tries to motivate v to accept the information about feature i of the product.

2. Each $u \in V$ has a threshold θ_u distributed in $[0, 1]$ uniformly and a weight vector $\bar{w}_u = (w_u^1, \dots, w_u^q)$, where w_u^i denotes the weight of feature i for user u and $\sum_{i=1}^q w_u^i = 1$.

3. When user u accepts feature i at timestamp t (called i -accepted, otherwise called i -unaccepted), it will attempt to motivate its i -unaccepted out-neighbor v with successful probability $p_{u,v}^i$ at timestamp $t+1$. The information about different features is diffused independently on the social network, and user v will purchase the product if and only if the sum of corresponding weights of features that have already been accepted by v is no less than θ_v (called purchase condition).

4. Initially, a set of seeds is activated to spread all of the q features. At every step, each node that hasn't purchased the product would check whether the purchase condition is satisfied. The diffusion process will continue until there is no more node activated.

To further illustrate the model by the phone example, say, the five features of a phone corresponding to price, brand, camera, display, and speed are 1, 2, 3, 4, and 5, respectively. Each node can either accept or not accept each feature. For example, a potential customer may either be convinced that the display is good or not. Each node $v \in V$ also has a weight for each of the five features: $w_v^1, w_v^2, w_v^3, w_v^4$, and w_v^5 , which measures how much he cares about each feature. Before the diffusion, each node also has to sample a threshold $\theta_v \in [0, 1]$. Initially, all features for each seed are accepted. Then, we have five different cascade processes corresponding to the five features. Each of them follows the IC model, and the five cascade processes are independent. Now, at the end of the cascade process, each node is infected by some of the five features. A node will eventually buy the product if the sum of the weights of the accepted features exceeds its threshold. For example, if v accepts features 2 and 4 but not 1, 3, 5, then v will be considered activated if the weighted sum $w_v^2 + w_v^4$ exceeds his threshold θ_v .

Even though Guo *et al.* [17] first proposed this MF-model, they assume the weight of each feature for each node is the

same, namely $w_u^i = w_v^i$ for any user $u, v \in V$, in their submodularity proof and algorithm analysis. This is only a special case and not that realistic. In this paper, we consider the general case where the weight vector $\bar{w}_u = (w_u^1, \dots, w_u^q)$ for each node u is arbitrary. Denote by $\sigma(S)$ the expected number of nodes (users) purchasing the product when S is the seed. Actually, we could prove that $\sigma(S)$ is monotone non-decreasing and submodular with respect to S under the general MF-model. Our following analysis is based on the general MF-model, which is an important improvement and extension. Before showing properties of $\sigma(S)$, let's first see the equivalent diffusion process of the MF-model.

Remark 1. For convenience, we still use $G = (V, E)$ to represent the social network $G = (V, E)$ with propagation probability $p : E \rightarrow (0, 1]^q$, threshold $\theta : V \rightarrow [0, 1]$, and weight $w : V \rightarrow [0, 1]^q$.

B. Equivalent Diffusion Process

Since information of different features is spread independently on the social network in MF-model, that is, the diffusion of one piece of information about one feature has no interference on information of other features, we can view the propagation process of MF-model as follows.

Definition 1 (Multi-level Graph). Given a social network $G = (V, E)$, define its multi-level graph as $\hat{G} = (\hat{V}, \hat{E}) = G^1 \cup G^2 \cup \dots \cup G^q$, where $G^i = (V^i, E^i)$ and each node $v_i \in V^i$ is a copy node of $v \in V$, called feature node of v . For each $(u, v) \in E$, there is a corresponding edge $(u_i, v_i) \in E^i$, $i = 1, \dots, q$, and the propagation probability on (u_i, v_i) is $p_{u,v}^i$, that is, the successful probability when u attempts to motivate v to accept feature i .

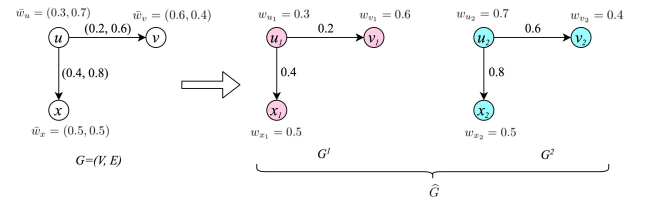


Fig. 1. An example of $G = (V, E)$ with its multi-level graph \hat{G} .

An example of the multi-level graph can be seen in Fig. 1. For each node set $S \subseteq V$, denote by $\hat{S} = S^1 \cup \dots \cup S^q$ the corresponding feature node set in \hat{G} of nodes in S , where $S^i = \{u_i \in V^i : u_i \text{ is the corresponding feature node of } u \in S \text{ for feature } i\}$. For each $u \in V$, denote the corresponding feature node set of u as $\hat{u} = \{u_1, \dots, u_q\}$. Then we could give the equivalent diffusion process of the general MF-model.

1. Given a social network $G = (V, E)$ and its multi-level graph $\hat{G} = G^1 \cup \dots \cup G^q$, q pieces of information about q different features are spread on \hat{G} , but the information about feature i is only spread on G^i . Each node $v \in V$ samples a threshold θ_v independently uniformly at random from $[0, 1]$.

2. Initially, we choose the seed set $S \subseteq V$ for the product. Then nodes in \hat{S} are seeds of the corresponding features.

3. The information about different features is diffused independently from their own seeds according to the classic IC

model. A node in G^i can only have two states: i -accepted or i -unaccepted. A node in G^i accepting the information of feature i is called i -accepted. Otherwise, it is called i -unaccepted.

4. After the propagation process of all features terminates, we could determine whether each node $v \in V$ would purchase the product. That is, we would check whether the sum of weights of i -accepted nodes $v_i, i = 1, \dots, q$, is larger than or equal to θ_v . If it satisfies the purchase condition, then node v would purchase the product and we call v active. Otherwise, v is called inactive.

Remark 2. To avoid confusion, we will use "infect" when we say a feature node u_i tries to activate its out-neighbor v_i to accept feature i , and use "activate" for user node.

C. Property of $\sigma(S)$

Definition 2 (Realization). Given a social network $G = (V, E)$ with probability $p : E \rightarrow (0, 1]$, a (full) realization ϕ of G is defined as $\phi : E \rightarrow \{0, 1\}$. For $e \in E$, $\phi(e) = 0$ (resp. 1) means edge e is blocked (resp. live) under ϕ .

Let Φ be a random variable denoting a random realization. Then we have

$$\Pr[\phi] := \Pr[\Phi = \phi] = \prod_{\substack{e \in E: \\ \phi(e)=1}} p_e \prod_{\substack{e \in E: \\ \phi(e)=0}} (1 - p_e)$$

Denote by Ω the set of all possible realizations of multi-level graph \hat{G} . Let S be the seed set of the product and $\hat{S} = S^1 \cup \dots \cup S^q$ be its corresponding feature node set. Then S^i is the seed set of feature i in G^i . Given a realization $\phi \in \Omega$, for each node u_i in \hat{G} , define

$$x_\phi(S^i, u_i) = \begin{cases} 1, & u_i \text{ accepts feature } i \text{ in } \phi \text{ under } S^i \\ 0, & \text{otherwise} \end{cases}$$

Therefore, node $u \in V$ will purchase the product under ϕ if and only if $\sum_{i=1}^q x_\phi(S^i, u_i) \cdot w_u^i \geq \theta_u$. Denote $I_\phi(S^i)$ as the node set in G^i containing the i -accepted nodes in ϕ under S^i . That is, $I_\phi(S^i) = \{u_i \in V^i | x_\phi(S^i, u_i) = 1\}$. Let $I_\phi(S)$ be the set of active nodes in V when diffusion process of nodes in \hat{S} on ϕ terminates. Then for any $u \in V$, we have

$$\Pr[u \in I_\phi(S)] = \sum_{\substack{1 \leq i \leq q: \\ u_i \in I_\phi(S^i)}} w_u^i.$$

Remark 3. $I_\phi(S^i), i = 1, \dots, q$ are deterministic sets while $I_\phi(S)$ is a random set.

Theorem 1. $\sigma(S)$ is monotone non-decreasing and submodular with respect to S .

Proof: For any node set $S \subseteq T \subseteq V$, denote by $\hat{S} = S^1 \cup \dots \cup S^q$ and $\hat{T} = T^1 \cup \dots \cup T^q$ their corresponding copy node set in \hat{G} , respectively. Then $\sigma(S)$ under the MF-model can be represented as:

$$\begin{aligned} \sigma(S) &= \sum_{\phi \in \Omega} \Pr[\phi] \cdot \sum_{v \in V} \Pr[v \in I_\phi(S)] \\ &= \sum_{\phi \in \Omega} \Pr[\phi] \cdot \sum_{v \in V} \sum_{\substack{1 \leq i \leq q: \\ v_i \in I_\phi(S^i)}} w_v^i \end{aligned}$$

Since $S \subseteq T$, then $S^i \subseteq T^i, i = 1, \dots, q$. Clearly, $I_\phi(S^i) \subseteq I_\phi(T^i)$ since any node in $I_\phi(S^i)$ can also be i -accepted under T^i in ϕ . Therefore, $\sum_{v_i \in I_\phi(S^i)} w_v^i \leq \sum_{v_i \in I_\phi(T^i)} w_v^i$ and $\sigma(S)$ is monotone with respect to S . For any $u \in V \setminus T$,

$$\sigma(S \cup \{u\}) - \sigma(S) = \sum_{\phi \in \Omega} \Pr[\phi] \cdot \sum_{v \in V} \sum_{\substack{1 \leq i \leq q: \\ v_i \in (I_\phi(S^i \cup \{u_i\}) \setminus I_\phi(S^i))}} w_v^i$$

$I_\phi(S^i \cup \{u_i\}) \setminus I_\phi(S^i)$ contains the nodes in G^i that can only be infected by u_i but cannot by S^i under ϕ . Clearly, $(I_\phi(S^i \cup \{u_i\}) \setminus I_\phi(S^i)) \supseteq (I_\phi(T^i \cup \{u_i\}) \setminus I_\phi(T^i))$, since u_i could infect more feature nodes when adding to S^i than T^i under ϕ . Therefore, $\sigma(S \cup \{u\}) - \sigma(S) \geq \sigma(T \cup \{u\}) - \sigma(T)$ and the proof of Theorem 1 is completed. ■

IV. MULTI-FEATURE BUDGETED PROFIT MAXIMIZATION PROBLEM

A company wants to promote a new product by distributing coupons on social networks to maximize its profit as much as possible. However, the advertisement budget is usually limited. Thus, it is important to wisely select customers to allocate coupons. The product has multiple features and the information about each feature spreads from one customer to another. Given the social network $G = (V, E)$, for each $u \in V$, assume the cost of picking u as the seed of product and profit obtained when u purchases the product are $c(u)$ and $b(u)$, respectively. For any $S \subseteq V$, the activation cost and profit of S are defined as $c(S) = \sum_{u \in S} c(u)$ and $\sum_{u \in S} b(u)$, respectively. Since we will consider randomized algorithm in the adaptive case later, so in this section we will also consider the randomized algorithm for comparison. Given a budget B , we want to find a seed set S with expected cost at most B to maximize the obtained profit.

A. Problem Definition

Definition 3 (Multi-feature Budgeted Profit Maximization (MBPM) Problem). Given $G = (V, E)$, q pieces of information about q features of a product are spread on the social network according to the MF-model. The MBPM problem seeks for a seed set $S \subseteq V$ with expected activation cost at most B , i.e., $\mathbb{E}[c(S)] \leq B$, to maximize the total expected profit $P(S)$.

Given the equivalent diffusion process of the MF-model, we could solve the MBPM problem by solving the profit maximization problem on the multi-level graph.

Then the MBPM problem can be formulated as:

$$\begin{aligned} \max \quad & P(S) = \sum_{\phi \in \Omega} \Pr[\phi] \cdot \sum_{u \in V} \Pr[u \in I_\phi(S)] \cdot b(u) \\ \text{s.t.} \quad & \mathbb{E}[c(S)] \leq B \end{aligned} \quad (1)$$

Based on the proof of Theorem 1, we have the following result.

Theorem 2. The objective function of MBPM Problem is monotone submodular with respect to the seed set of the product.

B. Algorithm

Before presenting the algorithm of MBPM problem, we first introduce another problem, maximization of a monotone submodular function under the cardinality constraint. Let $g : 2^V \rightarrow R_{\geq 0}$ be a monotone submodular function. For $u \in V$ and $S \subseteq V$, the marginal gain by adding v to S is denoted as $g_v(S) = g(S \cup \{v\}) - g(S)$. For the problem $\max_{S \subseteq V, |S| \leq k} g(S)$, classical greedy scheme could return $(1 - 1/e)$ -approximation solutions [30]. The algorithm always selects the element with largest marginal gain to current selected set until k nodes are chosen. That is, for current selected set S_0 , the algorithm will select $v^* = \arg \max_{v \in V \setminus S_0} g_v(S_0)$ and add it into S_0 . Under cardinality constraint, each node actually has a cost of 1 and greedy scheme always selects the element with the largest marginal gain per unit cost.

Since the objective of MBPM problem is monotone submodular, inspired by ideas of classical greedy scheme, we could utilize Algorithm 1 to solve it. Assume current selected set is S . Alg. 1 always selects the node v^* with largest ratio of marginal gain to S to cost among remaining nodes. If $c(S) + c(v^*) \leq B$, v^* will be added into S . Otherwise, add v^* to S with $\frac{B - c(S)}{c(v^*)}$ probability or break with probability $1 - \frac{B - c(S)}{c(v^*)}$. It could guarantee that the output S satisfies $\mathbb{E}[c(S)] \leq B$. For the node found in the last iteration of our Algorithm, it will be selected with a very low probability if it is far more than the remaining budget.

Algorithm 1 Modified Greedy Algorithm

Input: $G = (V, E)$ and a positive number B

Output: A seed set $S \subseteq V$.

```

1:  $S \leftarrow \emptyset$ ;
2: while  $c(S) < B$  do
3:    $v^* = \arg \max_{v \in V \setminus S} \frac{P(S \cup \{v\}) - P(S)}{c(v)}$ ;
4:   if  $c(S) + c(v^*) > B$  then
5:     break with  $1 - \frac{B - c(S)}{c(v^*)}$  probability;
6:    $S \leftarrow S \cup \{v^*\}$ 
7: Return  $S$ ;
```

Let v_1, \dots, v_n be the result sorted by increasing order of activation cost of nodes in V . That is, $c(v_1) \leq c(v_2) \leq \dots \leq c(v_n)$. Denote p as the minimum number satisfying $\sum_{i=1}^p c(v_i) \geq B$. Assume $p < n$. Otherwise, we could select all nodes as the seeds. Then we know Algorithm 1 would execute at most p iterations.

Theorem 3. *Algorithm 1 could achieve a $(1 - 1/e)$ expected approximation guarantee of MBPM problem. The algorithm requires $O(n^2)$ function value computation.*

Proof: Since the expected knapsack constraint is somewhat different from the classical knapsack constraint, we think it's necessary to provide the proof for this theorem here. Our proof is inspired by [30]. Assume $S^* = \{u_1, \dots, u_t\}$ is an optimal solution to MBPM problem. Let $S_r = \{v_1, \dots, v_r\}$ be the node set obtained by Algorithm 1 after r iterations and $S_0 = \emptyset$. Assume $v_{r+1} = \arg \max_{v \in (V \setminus S_r)} \{\frac{P(S_r \cup \{v\}) - P(S_r)}{c(v)}\}$. Assume $c(S_r) \leq B$ and

$c(S_r) + c(v_{r+1}) > B$. Let S_G be the node set returned by Algorithm 1. Denote $P_v(S_i) = P(S_i \cup \{v\}) - P(S_i)$. Since $P(\cdot)$ is monotone submodular, for $1 \leq i \leq r$, we have

$$\begin{aligned}
P(S^*) &\leq P(S^* \cup S_i) \\
&= P(S_i) + P_{u_1}(S_i) + P_{u_2}(S_i \cup \{u_1\}) + \dots \\
&\quad + P_{u_t}(S_i \cup \{u_1, \dots, u_{t-1}\}) \\
&\leq P(S_i) + P_{u_1}(S_i) + P_{u_2}(S_i) + \dots + P_{u_t}(S_i) \\
&\leq P(S_i) + c(u_1) \cdot \frac{P_{v_{i+1}}(S_i)}{c(v_{i+1})} + \dots + c(u_t) \cdot \frac{P_{v_{i+1}}(S_i)}{c(v_{i+1})} \\
&\leq P(S_i) + B \cdot \frac{P(S_{i+1}) - P(S_i)}{c(v_{i+1})}.
\end{aligned}$$

Denote $a_i = P(S^*) - P(S_i)$. Then we know $a_i \leq \frac{B}{c(v_{i+1})}(a_i - a_{i+1})$. Thus,

$$a_{i+1} \leq \left(1 - \frac{c(v_{i+1})}{B}\right) a_i \leq \prod_{j=1}^{i+1} \left(1 - \frac{c(v_j)}{B}\right) a_0$$

Therefore,

$$P(S_{i+1}) \geq \left(1 - \prod_{j=1}^{i+1} \left(1 - \frac{c(v_j)}{B}\right)\right) P(S^*).$$

Then we have

$$\begin{aligned}
\mathbb{E}[P(S_G)] &= \frac{B - c(S_r)}{c(v_{r+1})} P(S_{r+1}) + \left(1 - \frac{B - c(S_r)}{c(v_{r+1})}\right) P(S_r) \\
&\geq P(S_r) + (B - c(S_r)) \cdot \frac{P(S^*) - P(S_r)}{B} \\
&= \left(1 - \frac{c(S_r)}{B}\right) P(S^*) + \frac{c(S_r)}{B} P(S_r) \\
&\geq \left(1 - \frac{c(S_r)}{B}\right) P(S^*) + \frac{c(S_r)}{B} \left(1 - \prod_{j=1}^r \left(1 - \frac{c(v_j)}{B}\right)\right) P(S^*) \\
&= \left(1 - \prod_{j=1}^r \left(1 - \frac{c(v_j)}{B}\right) \cdot \frac{c(S_r)}{B}\right) P(S^*) \\
&= \left(1 - \prod_{j=1}^r \left(1 - \frac{c(v_j)}{B}\right) \left(1 - \left(1 - \frac{c(S_r)}{B}\right)\right)\right) P(S^*) \\
&\geq 1 - \exp\left(-\sum_{j=1}^r \frac{c(v_j)}{B}\right) \cdot \exp\left(-\left(1 - \frac{c(S_r)}{B}\right)\right) P(S^*) \\
&= (1 - 1/e) P(S^*)
\end{aligned}$$

■

V. ADAPTIVE MULTI-FEATURE BUDGETED PROFIT MAXIMIZATION PROBLEM

In practice, the decision maker may select one seed at a time and then observe the propagation result. He could make choice to select the next seed based on currently observed results. And this strategy is usually called adaptive seed selection strategy. This strategy may bring more advantages and profits since the decision maker could adaptively revise the strategy according to the current situation rather than select all seeds once before the actual propagation process starts. Therefore, it is worth considering whether adaptive selection strategy helps a lot or

not. In this section, we will introduce the adaptive MBPM problem and some related definitions.

A. Problem Definition

In the adaptive MBPM problem, we also choose seeds S from $G = (V, E)$ and observe the propagation process of corresponding seeds \hat{S} in its multi-level graph \hat{G} like in the non-adaptive MBPM problem. But under the adaptive setting, seeds are selected one by one and we need observe the diffusion result once a seed u is chosen. Specifically, thresholds for each node $v \in V$ are sampled independently uniformly at random from $[0, 1]$ at first. Then we select one seed at each step. When node u is selected as the next seed, equivalently we infect all of its feature nodes u_1, \dots, u_q . Then we need to observe states of edges in \hat{G} : observe the propagation result of u_i on G^i (related edges are live or blocked), $i = 1, \dots, q$. After all q diffusions on \hat{G} stop, we could determine whether nodes in G not buying the product before selecting u would purchase the product or not now, according to the current propagation results on \hat{G} . Then we select next seed and repeat this process until there is no seed budget.

In this adaptive seeding process, after selecting a node $u \in V$ and all feature nodes u_1, \dots, u_q of u are infected, we could observe all edges exiting $v_i, i = 1, \dots, q$, which can be reached from u_i by currently live edges in G^i . That is, the full-adoption feedback model [24] is considered in this paper. Our observation so far could be described by the partial realization φ , a function mapping from currently observed items to their states. For $(u_i, v_i) \in \hat{E}$, $\varphi((u_i, v_i)) \in \{0, 1, ?\}$ and $\varphi((u_i, v_i)) = 1$ (resp. 0) if edge (u_i, v_i) has been observed live (resp. blocked). $\varphi((u_i, v_i)) = ?$ if the status of (u_i, v_i) is not known yet.

For any partial realization φ , define the domain $\text{dom}(\varphi)$ of φ as the seed set for the product that have already been picked from V . Denote $dx(\varphi)$ as the set of edges in \hat{E} whose states have been known under φ . Let $\phi : \hat{E} \rightarrow \{0, 1\}$ be a full realization of \hat{G} . We say a partial realization φ is consistent with ϕ if they are equal everywhere in the domain of φ , denoted by $\phi \sim \varphi$. If φ and φ' are both consistent with some full realization ϕ , satisfying $\text{dom}(\varphi) \subseteq \text{dom}(\varphi')$, we say φ is a subrealization of φ' , denoted as $\varphi \subseteq \varphi'$.

Let $\pi(\tau)$ be a randomized policy where τ represents all random source of the randomized policy. Specifically, $\pi(\tau)$ is a function mapping from an already chosen seed set $S \subseteq V$ and a set of partial realizations to V , specifying which node to select as the next seed of the product within the budget. Let $S(\pi(\tau), \phi)$ be the set of nodes in V chosen by $\pi(\tau)$ under realization ϕ . Let $I_\phi^i(S(\pi(\tau), \phi))$ be the set of nodes in V^i accepting feature i when diffusion process of feature nodes of $S(\pi(\tau), \phi)$ on ϕ terminates. The profit obtained by policy $\pi(\tau)$ under realization ϕ is defined as:

$$f(S(\pi(\tau), \phi), \phi) = \sum_{u \in V} b(u) \cdot \left[\sum_{\substack{1 \leq i \leq q: \\ u_i \in I_\phi^i(S(\pi(\tau), \phi))}} w_u^i \right].$$

Thus, the expected profit obtained by policy $\pi(\tau)$ can be formulated as:

$$f_{\text{avg}}(\pi(\tau)) = \mathbb{E}_\Phi [f(S(\pi(\tau), \Phi), \Phi)].$$

Definition 4 (Adaptive Multi-feature Budgeted Profit Maximization (AMBPM) Problem). *Given $G = (V, E)$, assume q pieces of information about q features of a product are spread on G according to the MF-model. The AMBPM problem seeks for a randomized policy to maximize the total expected profit obtained:*

$$\begin{aligned} & \max_{\pi} \mathbb{E}_\tau [f_{\text{avg}}(\pi(\tau))] \\ & \text{s.t. } \mathbb{E}_\tau [c(S(\pi(\tau), \phi))] \leq B, \text{ for any realization } \phi \end{aligned}$$

Definition 5 (Conditional Expected Marginal Profit). *Given a partial realization φ and a node u , the conditional expected marginal profit of u conditioned on having observed φ is defined as:*

$$\Delta(u|\varphi) = \mathbb{E} [f(\text{dom}(\varphi) \cup \{u\}, \Phi) - f(\text{dom}(\varphi), \Phi) | \Phi \sim \varphi]$$

where the expectation is taken over $p(\phi|\varphi) = \mathbb{P}(\Phi = \phi | \Phi \sim \varphi)$.

Definition 6 (Adaptive Monotonicity). *A function $f(\cdot, \phi)$ is adaptive monotone with respect to distribution $p(\phi)$, if for all partial realization φ with $\Pr[\Phi \sim \varphi] > 0$ and all $u \notin \text{dom}(\varphi)$, we have*

$$\Delta(u|\varphi) \geq 0.$$

Definition 7 (Adaptive Submodularity). *A function $f(\cdot, \phi)$ is adaptive submodular with respect to distribution $p(\phi)$, if for all partial realizations φ and φ' satisfying $\varphi \subseteq \varphi'$ and for all $u \notin \text{dom}(\varphi')$, we have*

$$\Delta(u|\varphi) \geq \Delta(u|\varphi').$$

Theorem 4. *The objective function $f(\cdot, \phi)$ is adaptive monotone and adaptive submodular.*

Proof: We first show adaptive monotonicity of f . Consider a fixed partial realization φ . For a node $u \notin \text{dom}(\varphi)$, when selecting u as the seed under φ , if all feature nodes u_1, \dots, u_q of u have been infected before u is selected under φ , then for any realization $\phi \sim \varphi$, we have $f(\text{dom}(\varphi) \cup \{u\}, \phi) = f(\text{dom}(\varphi), \phi)$. Otherwise, there exists at least one of u_1, \dots, u_q not infected before u is selected, and assume u_1 is one of the feature node satisfying the condition. Then for any realization $\phi \sim \varphi$, we have $f(\text{dom}(\varphi) \cup \{u\}, \phi) - f(\text{dom}(\varphi), \phi) \geq b(u) \cdot w_u^1 \geq 0$. Thus, no matter which case happens, for any realization $\phi \sim \varphi$, $f(\text{dom}(\varphi) \cup \{u\}, \phi) \geq f(\text{dom}(\varphi), \phi)$ always holds. Since $\Delta(u|\varphi)$ is a linear combination of each realization $\phi \sim \varphi$, we know that $\Delta(u|\varphi) \geq 0$.

Next we prove the adaptive submodularity of f . For any pairs of partial realizations φ, φ' satisfying $\varphi \subseteq \varphi'$ and any $u \notin \text{dom}(\varphi')$, we have to show $\Delta(u|\varphi) \geq \Delta(u|\varphi')$. Our proof is inspired by the proof technique in [24] and [31].

Consider two fixed partial realizations φ, φ' satisfying $\varphi \subseteq \varphi'$. Assume there are two realizations ϕ and ϕ' with $\phi \sim \varphi, \phi' \sim \varphi'$, satisfying $\phi((u_i, v_i)) = \phi'((u_i, v_i))$ for all $(u_i, v_i) \notin dx(\varphi')$. Thus, ϕ and ϕ' have the same area $\beta = \varphi \cup (\phi' \setminus \varphi')$.

Let $\sigma(\text{dom}(\varphi) \cup \{u\}, \phi) = \cup_{i=1}^q T_\phi^i(\text{dom}(\varphi) \cup \{u\}, \phi)$ be the set of infected feature nodes in \widehat{G} when feature nodes of $\text{dom}(\varphi) \cup \{u\}$ are seeds under the realization ϕ . Denote $T = \sigma(\text{dom}(\varphi) \cup \{u\}, \phi)$ and $M = \sigma(\text{dom}(\varphi), \phi)$. Let $N = T \setminus M$. Similarly, denote $T' = \sigma(\text{dom}(\varphi') \cup \{u\}, \phi')$ and $M' = \sigma(\text{dom}(\varphi'), \phi')$, and let $N' = T' \setminus M'$.

We first show that $M \subseteq M'$. Fix $w_i \in M$. Then there must exist a path P_i from some feature node v_i of $v \in \text{dom}(\varphi)$ to w_i . Therefore, edges on path P_i are observed to be live by φ . Since $\phi \sim \varphi, \phi' \sim \varphi'$ and $\varphi \subseteq \varphi'$, edges observed by φ have same states in ϕ and ϕ' . That is, each edge on P_i is also live under ϕ' . Since $\varphi \subseteq \varphi'$, it is clear that $v \in \text{dom}(\varphi')$. Therefore, w_i will be i -accepted when feature nodes of $\text{dom}(\varphi')$ are seeds in \widehat{G} under realization ϕ' , i.e., $w_i \in M'$.

We next show $N' \subseteq N$. We prove this by contradiction. Fix $v_j \in N'$. Assume $v_j \notin N$. Since $v_j \in N'$ and $M' \cap N' = \emptyset$, we have that $v_j \notin M'$. Since we have proven $M \subseteq M'$, it is obvious that $v_j \notin M$. As $v_j \in N'$, there must exist some path P_j from u_j to v_j in ϕ' but at least one edge on path P_j is blocked in ϕ . Assume one such edge is (s_j, t_j) . Since the status of edge (s_j, t_j) is different in realization ϕ and ϕ' , and ϕ and ϕ' have the same area β , thus (s_j, t_j) must be observed by φ' but not by φ . Since (s_j, t_j) is observed by φ' , s_j must be infected after selecting $\text{dom}(\varphi')$ according to the full-adoption feedback model. That is, s_j and the nodes that can be reachable from s_j must be infected after we select $\text{dom}(\varphi')$. Therefore, s_j and the nodes that can be reachable from s_j , including v_j , will belong to M' , a contradiction.

Define

$$\begin{aligned} \delta(u|\phi, \phi \sim \varphi) &= f(\text{dom}(\varphi) \cup \{u\}, \phi) - f(\text{dom}(\varphi), \phi) \\ &= \sum_{v \in V} b(v) \sum_{\substack{1 \leq i \leq q: \\ v_i \in T}} w_v^i - \sum_{v \in V} b(v) \sum_{\substack{1 \leq i \leq q: \\ v_i \in M}} w_v^i \\ &= \sum_{v \in V} b(v) \sum_{\substack{1 \leq i \leq q: \\ v_i \in (T \setminus M)}} w_v^i = \sum_{v \in V} b(v) \sum_{\substack{1 \leq i \leq q: \\ v_i \in N}} w_v^i \end{aligned}$$

Since we have shown that $N' \subseteq N$, we could obtain that $\delta(u|\phi, \phi \sim \varphi) \geq \delta(u|\phi', \phi' \sim \varphi')$. Since $\sum_{\phi \sim \beta} \Pr[\phi|\phi \sim \beta] = 1$, we know

$$\begin{aligned} \Delta(u|\varphi) &= \sum_{\phi \sim \varphi} \Pr[\phi|\phi \sim \varphi] \cdot \delta(u|\phi, \phi \sim \varphi) \\ &= \sum_{\phi' \sim \varphi'} \Pr[\phi'|\phi' \sim \varphi'] \sum_{\phi \sim \beta} \Pr[\phi|\phi \sim \beta] \cdot \delta(u|\phi, \phi \sim \varphi) \\ &\geq \sum_{\phi' \sim \varphi'} \Pr[\phi'|\phi' \sim \varphi'] \sum_{\phi \sim \beta} \Pr[\phi|\phi \sim \beta] \cdot \delta(u|\phi', \phi' \sim \varphi') \\ &= \sum_{\phi' \sim \varphi'} \Pr[\phi'|\phi' \sim \varphi'] \cdot \delta(u|\phi', \phi' \sim \varphi') = \Delta(u|\varphi'), \end{aligned}$$

which completes the proof. \blacksquare

VI. ALGORITHM AND THEORETICAL ANALYSIS

Since the objective $f(\cdot, \phi)$ of AMBPM problem is adaptive monotone and adaptive submodular, we could utilize adaptive greedy policy proposed in [24] to solve it. The seed selection rule of adaptive greedy policy is straightforward, i.e., always

selecting the node with largest ratio of conditional expected marginal profit to cost. However, given a partial realization φ and a node $u \notin \text{dom}(\varphi)$, it is difficult to compute the conditional expected marginal profit $\Delta(u|\varphi)$ since there are almost exponential possible realizations ϕ with $\phi \sim \varphi$. This section would consider algorithms of AMBPM problem under both the oracle model and noise model.

A. Adaptive Greedy Algorithm under the Oracle Model

Under the oracle model, assume conditional expected marginal profit of any node under any partial realization can be obtained in constant time. Define a randomized adaptive greedy policy $\pi_{ag}(\tau)$. The main idea of adaptive greedy policy to solve this problem can be seen in Algorithm 2, which is based on the adaptive greedy policy proposed in [24]. Under the current partial realization φ and seed set S , the $\pi_{ag}(\tau)$ would select a node v_{max} satisfying $v_{max} := \arg \max_{v \in V \setminus S} \{ \frac{\Delta(v|\varphi)}{c(v)} \}$. If $c(S) + c(v_{max}) \leq B$, then v_{max} is the next seed. Otherwise, $\pi_{ag}(\tau)$ would select v_{max} as the next seed with probability $\frac{B - c(S)}{c(v_{max})}$. After selecting v_{max} , we observe the nodes infected by feature nodes of v_{max} , denoted by $A(v_{max})$ and update the partial realization φ by changing states of edges related to nodes in $A(v_{max}) \cup \hat{v}_{max}$ from ? to 0 or 1. The algorithm repeats the above process, and terminates until $c(S) \geq B$, or terminates with a probability. In this way, we could guarantee $\mathbb{E}[c(S)] \leq B$. The random source τ in this adaptive greedy policy indicates whether to contain the node found in the last iteration.

Algorithm 2 Adaptive-Greedy

Input: $G = (V, E)$, its multi-level graph \widehat{G} and B

Output: A seed set $S \subseteq V$ and $f(S, \varphi)$.

- 1: $S \leftarrow \emptyset$;
 - 2: $\varphi = \{?\}^{\widehat{E}}$;
 - 3: **while** $c(S) < B$ **do**
 - 4: $v_{max} = \arg \max_{v \in V \setminus S} \Delta(v|\varphi)/c(v)$;
 - 5: **if** $c(S) + c(v_{max}) > B$ **then**
 - 6: **break with** $1 - \frac{B - c(S)}{c(v_{max})}$ **probability**;
 - 7: $S \leftarrow S \cup \{v_{max}\}$;
 - 8: Observe the node set $A(v_{max})$ infected by feature nodes of v_{max} , $1 \leq i \leq q$;
 - 9: Update φ by updating states of edges related to nodes in $A(v_{max}) \cup \hat{v}_{max}$;
 - 10: **Return** $S, f(S, \varphi)$
-

Since the objective $f(S, \phi)$ of AMBPM problem is adaptive monotone and adaptive submodular, according to the result in [24], we have the following conclusion.

Theorem 5. *The adaptive greedy policy shown in Algorithm 2 could obtain a $(1 - 1/e)$ expected approximation solution of the AMBPM problem. It requires $O(n^2)$ function value computations.*

B. Adaptive Greedy Algorithm under the Noise Model

This section will present algorithms of AMBPM problem under the noise model. The basic seed selection strategy is

similar to that in oracle model, but the difference is we will estimate the conditional expected marginal profit of any node under a fixed partial realization, $\Delta(u|\varphi)$, by the reverse influence sampling technique. However, maximizing the estimation of $\Delta(u|\varphi)$ by sampling technique is likely to obtain an extremely worse node with some probability, although the probability is very small. That is, the node u^* maximizing the estimation may not be the optimal solution to $\max_{v \in V \setminus S} \Delta(u|\varphi)/c(u)$. In this case, the expected approximation ratio in Theorem 5 is not guaranteed.

1) *Technique:*

Definition 8 (Reverse Reachable (RR) set [6]). *For any graph realization $\phi \in \Omega$ and $v_i \in \widehat{V}$, the RR set for v_i is denoted by $R_\phi(v_i)$, which contains all nodes that could reach v_i in ϕ . v_i is called the target node of $R_\phi(v_i)$.*

Intuitively, RR set $R_\phi(v_i)$ of v_i contains feature nodes that are likely to infect v_i during the propagation. A random RR set is an RR set whose target node v_i is selected randomly from \widehat{V} . Given a random RR set $R_\phi(v_i)$ and $\widehat{S} \subseteq \widehat{V}$, we say \widehat{S} covers $R_\phi(v_i)$ if $\widehat{S} \cap R_\phi(v_i) \neq \emptyset$. A set with larger expected influence has a higher probability to cover a random RR set. Specifically, given a graph $G = (V, E)$ and a random RR set R , the expected influence $\mathbb{E}[I(S)]$ of a set S in G is $\mathbb{E}[I(S)] = |V| \cdot \Pr[S \cap R \neq \emptyset]$ [6]. Therefore, if we could generate a large number of random RR sets, a set with large expected influence would cover a large amount of the generated random RR sets. We will use this idea in our estimation of the conditional expected marginal profit of a node.

Given a partial realization φ , let $G_\varphi = (V_\varphi, E_\varphi)$ be the subgraph induced by the i -unaccepted nodes under φ , $i = 1, \dots, q$. That is, G_φ is obtained by deleting all of the i -accepted feature nodes and their related edges in \widehat{G} , $i = 1, \dots, q$. Let Ω_φ be the set containing all realizations of G_φ . Denote $W = \sum_{v_i \in V_\varphi} b(v) \cdot w_v^i$. Assume each node $v_i \in V_\varphi$ is selected randomly from V_φ with probability $\frac{b(v) \cdot w_v^i}{W}$ as the target node of an RR set.

Given a partial realization φ and $u \in V$, let R_φ be a random RR set generated from a realization $\phi \in \Omega_\varphi$. Define

$$h(u, R_\varphi) = \begin{cases} 1, & \text{if } \widehat{u} \cap R_\varphi \neq \emptyset \\ 0, & \text{otherwise} \end{cases}$$

By the reverse Breadth First Search algorithm [32], we could produce a large number of random RR sets $\mathcal{R}(\varphi) = \{R_1, R_2, \dots, R_\alpha\}$ of G_φ . Define $F_{\mathcal{R}(\varphi)}(u) = \frac{1}{\alpha} \sum_{j=1}^{\alpha} h(u, R_j)$. Denote

$$\rho(u|\varphi) = W \cdot F_{\mathcal{R}(\varphi)}(u) = W \cdot \frac{1}{\alpha} \sum_{j=1}^{\alpha} h(u, R_j). \quad (2)$$

Then the following result holds.

Theorem 6. *Given a node $u \in V$ and a partial realization φ , we have $\mathbb{E}[\rho(u|\varphi)] = \Delta(u|\varphi)$.*

Proof: Given a realization $\phi \in \Omega_\varphi$ and a user node $u \in V$, let $I_\phi^i(u)$ be the feature nodes infected by feature node u_i

under ϕ . Then we have

$$\begin{aligned} \mathbb{E}[\rho(u|\varphi)] &= \mathbb{E}[W \cdot \frac{1}{\alpha} \sum_{j=1}^{\alpha} h(u, R_j)] = W \cdot \mathbb{E}[\frac{1}{\alpha} \sum_{j=1}^{\alpha} h(u, R_j)] \\ &= W \cdot \sum_{\phi \sim \Omega_\varphi} \Pr[\phi] \sum_{v_i \in V_\varphi} \Pr[v_i] \cdot h(u, R_\varphi(v_i)) \\ &= \sum_{\phi \sim \Omega_\varphi} \Pr[\phi] \sum_{v_i \in V_\varphi} b(v) \cdot w_v^i \cdot h(u, R_\varphi(v_i)) \\ &= \sum_{\phi \sim \Omega_\varphi} \Pr[\phi] \sum_{v \in V} b(v) \cdot \sum_{\substack{1 \leq i \leq q; \\ v_i \in I_\phi^i(u)}} w_v^i \\ &= \sum_{\phi \sim \Omega} \Pr[\phi | \phi \sim \varphi] \cdot \sum_{v \in V} b(v) \sum_{\substack{1 \leq i \leq q; \\ v_i \in (I_\phi^i(\text{dom}(\varphi) \cup \{u\}) \setminus I_\phi^i(\text{dom}(\varphi)))}} w_v^i \\ &= \sum_{\phi \sim \Omega} \Pr[\phi | \phi \sim \varphi] \cdot [f(\text{dom}(\varphi) \cup \{u\}, \phi) - f(\text{dom}(\varphi), \phi)] \\ &= \Delta(v|\varphi) \end{aligned}$$

Given a partial realization φ and a set of random RR sets $\mathcal{R}(\varphi)$ generated from subgraph G_φ , define $Q_{\mathcal{R}(\varphi)}(u) = F_{\mathcal{R}(\varphi)}(u)/c(u)$. According to Theorem 6, we know $\mathbb{E}[W \cdot Q_{\mathcal{R}(\varphi)}(u)] = W \cdot \mathbb{E}[Q_{\mathcal{R}(\varphi)}(u)] = \Delta(u|\varphi)/c(u)$. Thus, $W \cdot Q_{\mathcal{R}(\varphi)}(u)$ is an unbiased estimation of $\Delta(u|\varphi)/c(u)$. When $|\mathcal{R}(\varphi)|$ is sufficiently large, $W \cdot Q_{\mathcal{R}(\varphi)}(u)$ could be convergent to $\Delta(u|\varphi)/c(u)$. Thus, we could use $W \cdot Q_{\mathcal{R}(\varphi)}(u)$ as an estimation for $\Delta(u|\varphi)/c(u)$.

Algorithm 3 Sampled-AdapGreedy (SAG)

Input: A graph $G = (V, E)$, its multi-level graph \widehat{G} and a budget $B \in \mathbb{R}_+$, an error parameter ϵ .

Output: A seed set $S \subseteq V$ and $f(S, \varphi)$.

- 1: $S = \emptyset$;
 - 2: $\varphi = \{?\}^{\widehat{E}}$;
 - 3: $G_\varphi = G$;
 - 4: $W = \sum_{u \in V} b(u)$;
 - 5: $W^* = \min_{v_i \in \widehat{V}} b(v) \cdot w_v^i$;
 - 6: **while** $c(S) < B$ **do**
 - 7: $T = V \setminus S$;
 - 8: $n_\varphi = |T|$;
 - 9: $v^* \leftarrow \text{Modified-EPIC}(G_\varphi, T, W, W^*, n_\varphi, \epsilon)$
 - 10: **if** $c(S) + c(v^*) > B$ **then**
 - 11: break with $1 - \frac{B - c(S)}{c(v^*)}$ probability;
 - 12: $S \leftarrow S \cup \{v^*\}$;
 - 13: Observe the node set $A(v^*)$ infected by the feature nodes of v^* , $1 \leq i \leq q$;
 - 14: Update φ by updating states of edges related to nodes in $A(v^*) \cup v^*$;
 - 15: $W = W - \sum_{u_i \in A(v^*)} b(u) w_u^i - \sum_{v_i \in \widehat{v^*} \cap G_\varphi} b(v^*) w_v^i$;
 - 16: Update G_φ by removing nodes in $A(v^*) \cup v^*$ and their corresponding edges;
 - 17: **return** S and $f(S, \varphi)$;
-

Algorithm 3 show the adaptive greedy policy with the above sampling technique, named Sampled-AdapGreedy. It is

denoted by $\pi_{sag}(\tau, \omega)$ where ω usually represents the random source of sampling. At each iteration, instead of finding a node maximizing $\Delta(u|\varphi)/c(u)$ from currently unselected user nodes, we select a node v^* which could maximize $Q_{R(\varphi)}(u)$, which is obtained by Algorithm 4 [11]. If $c(v^*)$ is larger than the current remaining budget, then we add v^* into the current seed set with $(B - c(v^*))/c(v^*)$ probability. Otherwise, we add v^* to the current seed set, observe the corresponding propagation result on G_φ , and update partial realization φ and subgraph G_φ .

2) *Theoretical Analysis*: At each iteration of Algorithm 3, it needs use Algorithm 4 (line 9 of Alg. 3) to obtain a node which could achieve the maximum of function $Q_{R(\varphi)}(u)$. Alg. 4 is obtained by modifying the EPIC algorithm proposed in [11]. However, there are some difference between EPIC and Modified-EPIC (MEPIC) algorithm: (1) The seed selected at each iteration is one in MEPIC. (2) The target estimation function in MEPIC is $Q_{R(\varphi)}(u)$ instead of $F_{R(\varphi)}(u)$.

Algorithm 4 Modified-EPIC (MEPIC) [11]

Input: A graph $G_\varphi = (V_\varphi, E_\varphi), T, W, W^*, n_\varphi, \epsilon$

Output: An approximately optimal node $u \in V \setminus S$.

- 1: $\delta = 0.01 \cdot \epsilon/W$;
 - 2: $\epsilon' = (\epsilon - \delta \cdot W)/(1 - \delta \cdot W)$;
 - 3: $\bar{\epsilon} = \epsilon'/(1 - \epsilon')$;
 - 4: $i_{max} = \lceil \log_2 \frac{(2+2\bar{\epsilon}/3) \cdot W}{\bar{\epsilon}^2} \rceil + 1$ and $a = \ln(\frac{2 \cdot i_{max}}{\delta})$;
 - 5: $\theta_0 = \frac{1}{W^*} (\ln \frac{2}{\delta} + \ln(n_\varphi))$;
 - 6: Generate two sets of random RR sets $\mathcal{R}_1(\varphi)$ and $\mathcal{R}_2(\varphi)$ of G_φ with $|\mathcal{R}_1(\varphi)| = |\mathcal{R}_2(\varphi)| = \theta_0$;
 - 7: **for** $i = 1$ to i_{max} **do**
 - 8: $v^* = \arg \max_{v \in T} Q_{R_1(\varphi)}(v)$;
 - 9: $Q^u(v_{max}) \leftarrow Q_{R_1(\varphi)}(v^*)$;
 - 10: $Q^l(v^*) \leftarrow \left(\sqrt{Q_{R_2(\varphi)}(v^*) + \frac{2a}{9|\mathcal{R}_2(\varphi)|}} - \sqrt{\frac{a}{2|\mathcal{R}_2(\varphi)|}} \right)^2 - \frac{a}{18 \cdot |\mathcal{R}_2(\varphi)|}$;
 - 11: **if** $\frac{Q^l(v^*)}{Q^u(v_{max})} \geq 1 - \epsilon'$ or $i = i_{max}$ **then**
 - 12: **return** v^* ;
 - 13: Double the sizes of $\mathcal{R}_1(\varphi)$ and $\mathcal{R}_2(\varphi)$ with new random RR sets;
-

At each iteration of Algorithm 3, denote the current partial realization as φ . We could obtain its corresponding induced subgraph G_φ . Alg. 4 first initializes some parameters and then generates two same size sets of random RR sets of G_φ , $\mathcal{R}_1(\varphi)$ and $\mathcal{R}_2(\varphi)$. At each iteration, it chooses a node v^* maximizing $Q_{R_1(\varphi)}(\cdot)$, which can be achieved in polynomial time. Assume $v_{max} = \arg \max_{v \in T} \Delta(v|\varphi)/c(v)$. Then $Q^u(v_{max}) = Q_{R_1(\varphi)}(v^*) \geq Q_{R_1(\varphi)}(v_{max})$. That is, $Q^u(v_{max})$ is an upper bound of $Q_{R_1(\varphi)}(v_{max})$. And $W \cdot Q^l(v^*)$ is an accurate lower bound of $\Delta(v^*|\varphi)/c(v^*)$ with high probability. Then MEPIC checks whether the stopping condition (line 11) is satisfied. If satisfied, it returns v^* as output. Otherwise, it doubles the size of $\mathcal{R}_1(\varphi)$ and $\mathcal{R}_2(\varphi)$, and repeats the above process.

Lemma 1. *Given a partial realization φ and its corresponding induced subgraph $G_\varphi = (V_\varphi, E_\varphi)$, denote by T the set of current unselected nodes in V . Then MEPIC algorithm could*

return a user node v^ satisfying that*

$$\mathbb{E}_\tau \left[\frac{\Delta(v^*|\varphi)}{c(v^*)} \right] \geq (1 - \epsilon) \cdot \max_{v \in T} \left\{ \frac{\Delta(v|\varphi)}{c(v)} \right\},$$

within $O((|V_\varphi| + |E_\varphi|)(\log(|T|) + \log \frac{1}{\epsilon})/\epsilon^2)$ expected time.

Proof: Given a partial realization φ and its corresponding induced subgraph $G_\varphi = (V_\varphi, E_\varphi)$, the target function $Q_{R_1(\varphi)}(v) = F_{R_1(\varphi)}(u)/c(u)$ is a weighted coverage function on $R_1(\varphi)$, where the weight for each $u \in (V \setminus \text{dom}(\varphi))$ is $1/c(u)$. Since $Q_{R_1(\varphi)}(v)$ is a monotone submodular function and maximizing a monotone submodular weighted coverage function can be solved in polynomial time, thus the node $v^* = \arg \max_{v \in T} Q_{R_1(\varphi)}(v)$ can be obtained in polynomial time. Also, the expected approximation guarantee can be obtained accordingly from results of EPIC algorithm in [11]. ■

Recall that p is the minimum number satisfying $\sum_{i=1}^p c(v_i) \geq B$. Then we know Algorithm 3 would execute at most p iterations. Now, we could give the approximation guarantee of our AG algorithm.

Theorem 7. *Given $\epsilon \in (0, 1)$, the sampled adaptive greedy policy $\pi_{sag}(\tau, \omega)$ (Algorithm 3) could achieve a $(1 - e^{-(1-\epsilon)})$ expected approximation ratio within $O(pq \cdot (n + m)(\log(n + \log \frac{1}{\epsilon})/\epsilon^2))$ expected time. That is, for any realization ϕ and any policy $\pi(\tau)$ satisfying $\mathbb{E}_\tau[c(S(\pi(\tau), \phi))] \leq B$, we have*

$$\mathbb{E}_\tau[\mathbb{E}_\omega[f_{avg}(\pi_{sag}(\tau, \omega))]] \geq (1 - e^{-(1-\epsilon)}) \cdot \mathbb{E}_\tau[f_{avg}(\pi(\tau))]$$

Proof: According to Lemma 1, the node selected in each iteration of Algorithm 3 satisfies $(1 - \epsilon)$ expected approximation. Since Algorithm 3 would execute no more than p iterations, thus the total expected error of all iterations is $(1/p) \cdot \sum_{i=1}^p \epsilon = \epsilon$. According to the Theorem 3 and Lemma 1, Theorem 7 holds by inferring from Theorem 6 in [11]. ■

VII. EXPERIMENTS

We verify efficiencies of our proposed policy by comparing the running time and its obtained profit with other algorithms. We run experiments on a Linux machine with an Intel Xeon 3.5GHz CPU and 32GB RAM. For each dataset, 30 possible realizations are produced randomly and the average performance of each algorithm is reported.

A. Experimental Setup

Datasets. Five real-world social network datasets are used in this paper and detailed statistics are shown in table I. Epinions dataset could be found in [33] and all other datasets are from [34]. According to the structure of MF-model, the number of nodes in multi-level graph is different from these basic information, which is also determined by the number of features. For the undirected graph, we replace each edge with two reversed directed edges.

Propagation Model and Parameters. We use the MF-model as diffusion model in experiments and for each edge $e = (u, v) \in E$, set $p_{u,v}^i = 1/|N^{in}(v)|, i = 1, \dots, q$, where $N^{in}(v)$ is the set of in-neighbors of v . This setting is widely used in prior works [6], [35], [36]. For $u \in V$, the

TABLE I
DATASET CHARACTERISTICS

| Dataset | n | m | Type | Average degree |
|-------------|-------|--------|------------|----------------|
| Twitter | 0.8k | 1k | directed | 2 |
| Wiki | 0.9k | 3k | directed | 6 |
| Hamsterster | 2.4k | 16.6k | undirected | 13 |
| DBLP | 12.6k | 49.7k | undirected | 7.9 |
| HepPh | 12k | 118k | undirected | 19 |
| Epinions | 75.9k | 508.8k | directed | 13 |

weight vector of u is generated randomly from $(0, 1]^q$ such that the sum of weights of all features for u is 1. Also, we generate random numbers from $(0, 1]$ as the cost and profit of each node. For each dataset, we vary budget B such that $B \in \{0, 10, 20, 30, 40, 50\}$.

We conduct two groups of experiments to test the time efficiency and performance of our proposed policy, respectively. The first group of experiments is performed to verify the time efficiency of adaptive greedy policy (Algorithm 2) and sampled adaptive greedy policy (Algorithm 3). We compare running time and obtained profit of adaptive greedy policy and sampled adaptive greedy policy with their non-adaptive corresponding algorithms, with different implementations.

(1) Modified greedy algorithm sampled by Monte Carlo (MGMC): Shown as Algorithm 1 and the profit $P(S)$ of any node set S is estimated by Monte Carlo method.

(2) Modified greedy algorithm sampled by reverse influence sampling (MGRIS): Shown as Algorithm 1 and the profit $P(S)$ of any node set S is estimated by reverse influence sampling method. Let $Q = \sum_{u \in V} b(u)$. Each feature node v_i in multi-level graph \hat{G} is selected as a target node of a RR set with $b(v) \cdot w_v^i / Q$ probability. Let $\mathcal{R} = \{R_1, \dots, R_\lambda\}$ be a set of random RR sets generated from \hat{G} . Then it can be proved $K_{\mathcal{R}}(S) = Q \cdot F_{\mathcal{R}}(S)$ is an unbiased estimation of $P(S)$. According to Chernoff Bounds [37], if $\lambda \geq \frac{(2+\eta)Q}{\eta^2 P(S)} \cdot \ln \frac{1}{\delta'}$, then for any node set S with $c(S) \leq B$, we have $\Pr[|P(S) - K_{\mathcal{R}}(S)| > \eta \cdot P(S)] < \delta'$. Let p^* be the minimum number such that $\sum_{j=p^*}^n c(v_j) \leq B$ and $Q^* = \sum_{j=p^*}^n b(v_j)$. By setting $\lambda = \frac{(2+\eta)Q}{\eta^2 Q^*} \cdot \ln \frac{1}{\delta'}$, we could guarantee $\lambda \geq \frac{(2+\eta)Q}{\eta^2 P(S)} \cdot \ln \frac{1}{\delta'}$. Here we set $\eta = \delta' = 0.1$.

(3) Adaptive greedy policy (AG): Shown as Algorithm 2 and the conditional expected marginal profit of a node u under any partial realization, $\Delta(u|\varphi)$, is estimated by Monte Carlo method.

(4) Sampled adaptive greedy policy (ASG): Shown as Algorithm 3 and set the error parameter $\epsilon = 0.5$.

The second group of experiments is to compare the performance of our SAG policy with three heuristic adaptive policies: Adaptive Random (AR), Adaptive Max-degree (AMD) and Adaptive Max-profit (AMP).

(1) AR is the adaptive version of the simple random algorithm. It uniformly selects currently unselected nodes in V as the next seed.

(2) AMD picks the node with maximum out-degree from currently unselected nodes in V as the next seed.

(3) Given the partial realization φ and currently selected seed set S , AMP selects the node u^* satisfying

$u^* \in \arg \max_{u \in (V \setminus S)} \Delta(u|\varphi)$ and estimates $\Delta(u|\varphi)$ by reverse influence sampling technique. According to Theorem 6, we know $\rho(u|\varphi)$ is an unbiased estimation of $\Delta(u|\varphi)$. According to Chernoff Bounds [37], if $\alpha \geq \frac{(2+\epsilon)W}{\epsilon^2 \Delta(u|\varphi)} \cdot \ln \frac{1}{\delta'}$, then we have $\Pr[|\rho(u|\varphi) - \Delta(u|\varphi)| > \hat{\epsilon} \cdot \Delta(u|\varphi)] < \delta'$. Let $W^* = \min_{v_i \in \hat{V}} b(v) \cdot w_v^i$. By setting $\alpha = \frac{(2+\epsilon)W}{\epsilon^2 W^*} \cdot \ln \frac{1}{\delta'}$, we could guarantee $\alpha \geq \frac{(2+\epsilon)W}{\epsilon^2 \Delta(u|\varphi)} \cdot \ln \frac{1}{\delta'}$. Here we set $\hat{\epsilon} = \delta' = 0.1$.

B. Experimental Results

1) *Results of first group of experiment:* Fig. 2 and Fig. 3 present results of the first group of experiments on Twitter and Wiki datasets. Fig. 2 and Fig. 3 present profits obtained by our proposed adaptive greedy policy (AG and SAG) with their non-adaptive versions (MGMC and MGRIS). We implement the experiments under two values of q , 3 and 5. Since AG policy and MGMC algorithm are implemented by Monte Carlo method and they are time-consuming, thus we only conduct the first group of experiments on two small datasets. Here the number of Monte Carlo simulations is set to 500. The results show that AG and SAG policy are always evidently superior than MGMC and MGRIS algorithm with respect to the obtained profit, which shows the benefits of adaptive policies. The profits obtained by AG and SAG policies are very close, which indicates effectiveness of our sampling technique. The profits obtained by MGRIS and MGMC algorithms are close at most time, but in some cases, profits of MGMC are smaller than those of MGRIS. This may be because the number of Monte Carlo simulations is not enough.

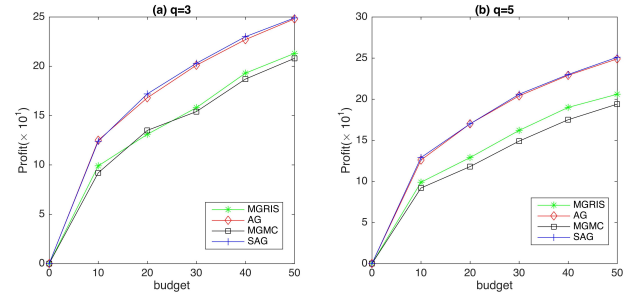


Fig. 2. Profit VS budget on Twitter.

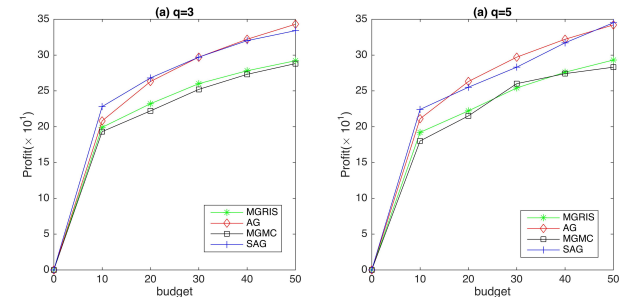


Fig. 3. Profit VS budget on Wiki.

Table II presents the running time of our proposed AG and SAG policies with MGMC and MGRIS on Twitter and Wiki

datasets under budget 10, 30 and 50, respectively. To compare running time of different strategies fairly, parallel computing is not used here. We can see that MGRIS is fastest among all of the four algorithms since it only need to generate a set of random RR sets once and choose seeds once. Our SAG policy is the second fastest strategy and faster than AG and MGMC. AG is much faster than MGMC and this may be because the induced subgraph of partial realization becomes smaller and smaller.

TABLE II
RUNNING TIME VS BUDGET ON TWITTER AND WIKI

| Twitter | | | | | | |
|------------|---------|--------|--------|---------|--------|---------|
| | $q = 3$ | | | $q = 5$ | | |
| Algorithm | 10 | 30 | 50 | 10 | 30 | 50 |
| $MGRIS(s)$ | 5.36 | 20.64 | 39.57 | 9.1 | 31.54 | 61.3 |
| $MGMC(h)$ | 0.7 | 3.01 | 5.46 | 0.97 | 4.35 | 7.57 |
| $AG(s)$ | 175.23 | 419.59 | 667.5 | 271.48 | 677.69 | 1012.19 |
| $SAG(s)$ | 42.64 | 137.58 | 231.2 | 59.84 | 186.75 | 313.62 |
| Wiki | | | | | | |
| | $q = 3$ | | | $q = 5$ | | |
| Algorithm | 10 | 30 | 50 | 10 | 30 | 50 |
| $MGRIS(s)$ | 7.31 | 25.82 | 46.75 | 10.37 | 39.03 | 68.52 |
| $MGMC(h)$ | 3.56 | 11.41 | 19.01 | 6.67 | 22.2 | 36.92 |
| $AG(s)$ | 186.81 | 445.79 | 690.42 | 268.85 | 639.21 | 970.45 |
| $SAG(s)$ | 39.29 | 143.84 | 239.65 | 67.55 | 190.42 | 323.28 |

2) *Results of second group of experiment:* Fig. 4 to Fig. 6 present the performance of our SAG policy and other three heuristic adaptive policies on all of the six listed datasets. In this group of experiments, the value of q is set to 3. We can see that the profits obtained by any policies increase with the value of the budget. And profits obtained by our SAG policy are always higher than those obtained by other three heuristic adaptive policies no matter on which one of the six datasets. Among the three heuristic adaptive policies, adaptive max-profit (AMP) policy performs better than AR and AMD policies at most time. This is intuitive since AMP considers the profit not just the degree and a node with large degree may not bring many profits. And our SAG policy usually can obtain about 10% higher profits than AMP policy, which also indicates the effectiveness of our SAG policy. But the results are not so stable and this may be due to the different graph structures and other features of different datasets.

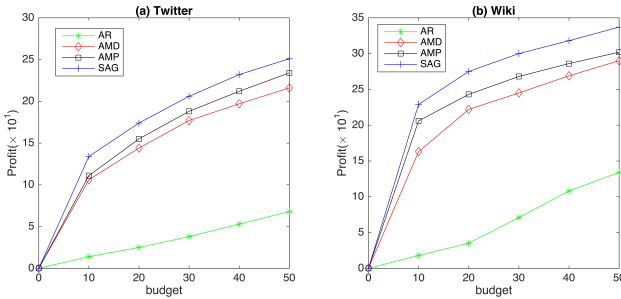


Fig. 4. Profit VS budget on Twitter and Wiki.

VIII. CONCLUSION

This work proposes a novel problem, multi-feature budgeted profit maximization problem (MBPM), which asks for a seed

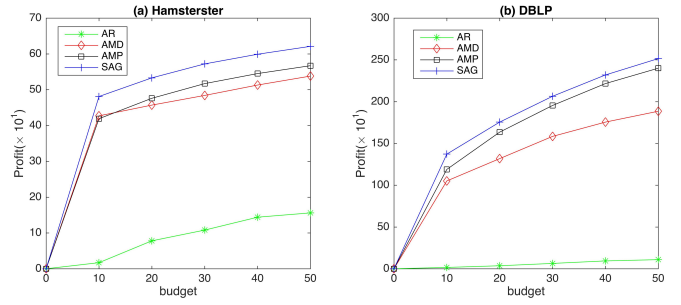


Fig. 5. Profit VS budget on Hamsterster and DBLP.

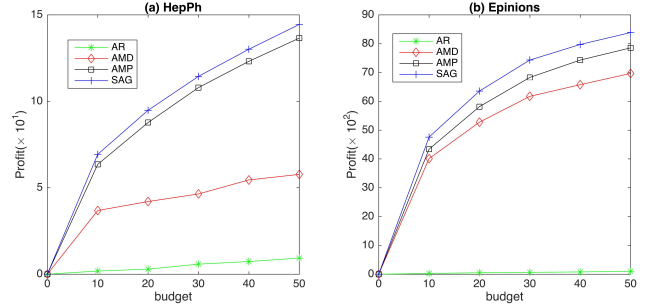


Fig. 6. Profit VS budget on HepPh and Epinions.

set with expected cost no more than the budget to make expected profit as large as possible. We mainly consider the adaptive MBPM problem, where the seeds are selected iteratively and next seed is chosen based on the current diffusion result. We study the adaptive MBPM problem under two models, oracle model and noise model. Specifically, a $(1 - 1/e)$ expected approximation policy is proposed in the oracle model. Under the noise model, we compute conditional expected marginal profit of a node under a partial realization by reverse influence sampling technique and propose an efficient algorithm, which could achieve a $(1 - e^{-(1-\epsilon)})$ expected approximation ratio, where $0 < \epsilon < 1$. To evaluate the performance of our algorithms, extensive experiments are done on six realistic datasets with the comparison of our proposed policies to their corresponding non-adaptive algorithms and some heuristic adaptive policies.

IX. ACKNOWLEDGEMENT

This work is supported in part by NSF under grants 1747818 and 1907472.


REFERENCES

- [1] A. Borodin, Y. Filmus, and J. Oren, "Threshold models for competitive influence in social networks," in *International workshop on internet and network economics*. Springer, 2010, pp. 539–550.
- [2] W. Chen, Y. Wang, and S. Yang, "Efficient influence maximization in social networks," in *Proceedings of the 15th ACM SIGKDD international conference on Knowledge discovery and data mining*, 2009, pp. 199–208.
- [3] W. Chen, C. Wang, and Y. Wang, "Scalable influence maximization for prevalent viral marketing in large-scale social networks," in *Proceedings of the 16th ACM SIGKDD international conference on Knowledge discovery and data mining*, 2010, pp. 1029–1038.

- [4] W. Chen, Y. Yuan, and L. Zhang, "Scalable influence maximization in social networks under the linear threshold model," in *2010 IEEE international conference on data mining*. IEEE, 2010, pp. 88–97.
- [5] D. Kempe, J. Kleinberg, and É. Tardos, "Maximizing the spread of influence through a social network," in *Proceedings of the ninth ACM SIGKDD international conference on Knowledge discovery and data mining*, 2003, pp. 137–146.
- [6] Y. Tang, X. Xiao, and Y. Shi, "Influence maximization: Near-optimal time complexity meets practical efficiency," in *Proceedings of the 2014 ACM SIGMOD international conference on Management of data*, 2014, pp. 75–86.
- [7] Y. Tang, Y. Shi, and X. Xiao, "Influence maximization in near-linear time: A martingale approach," in *Proceedings of the 2015 ACM SIGMOD International Conference on Management of Data*, 2015, pp. 1539–1554.
- [8] H. T. Nguyen, M. T. Thai, and T. N. Dinh, "Stop-and-stare: Optimal sampling algorithms for viral marketing in billion-scale networks," in *Proceedings of the 2016 International Conference on Management of Data*, 2016, pp. 695–710.
- [9] K. Huang, S. Wang, G. Bevilacqua, X. Xiao, and L. V. Lakshmanan, "Revisiting the stop-and-stare algorithms for influence maximization," *Proceedings of the VLDB Endowment*, vol. 10, no. 9, pp. 913–924, 2017.
- [10] K. Han, K. Huang, X. Xiao, J. Tang, A. Sun, and X. Tang, "Efficient algorithms for adaptive influence maximization," *Proceedings of the VLDB Endowment*, vol. 11, no. 9, pp. 1029–1040, 2018.
- [11] K. Huang, J. Tang, K. Han, X. Xiao, W. Chen, A. Sun, X. Tang, and A. Lim, "Efficient approximation algorithms for adaptive influence maximization," *The VLDB Journal*, vol. 29, no. 6, pp. 1385–1406, 2020.
- [12] J. Tang, X. Tang, X. Xiao, and J. Yuan, "Online processing algorithms for influence maximization," in *Proceedings of the 2018 International Conference on Management of Data*, 2018, pp. 991–1005.
- [13] T. Chen, B. Liu, W. Liu, Q. Fang, J. Yuan, and W. Wu, "A random algorithm for profit maximization in online social networks," *Theoretical Computer Science*, vol. 803, pp. 36–47, 2020.
- [14] J. Guo and W. Wu, "A novel scene of viral marketing for complementary products," *IEEE Transactions on Computational Social Systems*, vol. 6, no. 4, pp. 797–808, 2019.
- [15] H. Zhang, H. Zhang, A. Kuhnle, and M. T. Thai, "Profit maximization for multiple products in online social networks," in *IEEE INFOCOM 2016-The 35th Annual IEEE International Conference on Computer Communications*. IEEE, 2016, pp. 1–9.
- [16] Y. Zhang, X. Yang, S. Gao, and W. Yang, "Budgeted profit maximization under the multiple products independent cascade model," *IEEE Access*, vol. 7, pp. 20 040–20 049, 2019.
- [17] J. Guo, T. Chen, and W. Wu, "A multi-feature diffusion model: Rumor blocking in social networks," *IEEE/ACM Transactions on Networking*, vol. 29, no. 1, pp. 386–397, 2020.
- [18] B. Liu, X. Li, H. Wang, Q. Fang, J. Dong, and W. Wu, "Profit maximization problem with coupons in social networks," *Theoretical Computer Science*, vol. 803, pp. 22–35, 2020.
- [19] G. Tong, W. Wu, and D.-Z. Du, "Coupon advertising in online social systems: Algorithms and sampling techniques," *arXiv preprint arXiv:1802.06946*, 2018.
- [20] J. Guo, T. Chen, and W. Wu, "Budgeted coupon advertisement problem: Algorithm and robust analysis," *IEEE Transactions on Network Science and Engineering*, vol. 7, no. 3, pp. 1966–1976, 2020.
- [21] H. T. Nguyen, M. T. Thai, and T. N. Dinh, "A billion-scale approximation algorithm for maximizing benefit in viral marketing," *IEEE/ACM Transactions On Networking*, vol. 25, no. 4, pp. 2419–2429, 2017.
- [22] S. Banerjee, M. Jenamani, and D. K. Pratihari, "Earned benefit maximization in social networks under budget constraint," *Expert Systems with Applications*, vol. 169, 2020.
- [23] X. Shan, W. Chen, Q. Li, X. Sun, and J. Zhang, "Cumulative activation in social networks," *Science China Information Sciences*, vol. 62, no. 5, pp. 1–21, 2019.
- [24] D. Golovin and A. Krause, "Adaptive submodularity: Theory and applications in active learning and stochastic optimization," *Journal of Artificial Intelligence Research*, vol. 42, pp. 427–486, 2011.
- [25] L. Sun, W. Huang, P. S. Yu, and W. Chen, "Multi-round influence maximization," in *Proceedings of the 24th ACM SIGKDD International Conference on Knowledge Discovery and Data Mining*, 2018, pp. 2249–2258.
- [26] J. Guo and W. Wu, "Adaptive influence maximization: If influential node unwilling to be the seed," *arXiv preprint arXiv:2005.08060*, 2020.
- [27] B. Peng and W. Chen, "Adaptive influence maximization with myopic feedback," in *NeurIPS*, 2019.
- [28] W. Chen and B. Peng, "On adaptivity gaps of influence maximization under the independent cascade model with full-adoption feedback," in *Proceedings of the 30th International Symposium on Algorithms and Computation (ISAAC'2019)*, December 2019.
- [29] W. Chen, B. Peng, G. Schoenebeck, and B. Tao, "Adaptive greedy versus non-adaptive greedy for influence maximization," in *Proceedings of the AAAI Conference on Artificial Intelligence*, vol. 34, no. 01, 2020, pp. 590–597.
- [30] G. L. Nemhauser, L. A. Wolsey, and M. L. Fisher, "An analysis of approximations for maximizing submodular set functions—I," *Mathematical programming*, vol. 14, no. 1, pp. 265–294, 1978.
- [31] J. Guo and W. Wu, "A k-hop collaborate game model: Adaptive strategy to maximize total revenue," *IEEE Transactions on Computational Social Systems*, vol. 7, no. 4, pp. 1058–1068, 2020.
- [32] E. F. Moore, "The shortest path through a maze," in *Proceedings of the International Symposium on the Theory of Switching*, 1959, pp. 285–292.
- [33] J. Leskovec and A. Krevl, "Snap datasets: Stanford large network dataset collection," 2014.
- [34] R. Rossi and N. Ahmed, "The network data repository with interactive graph analytics and visualization," in *Proceedings of the AAAI Conference on Artificial Intelligence*, vol. 29, no. 1, 2015.
- [35] A. Goyal, W. Lu, and L. V. Lakshmanan, "Celf++ optimizing the greedy algorithm for influence maximization in social networks," in *Proceedings of the 20th international conference companion on World wide web*, 2011, pp. 47–48.
- [36] K. Jung, W. Chen, and W. Heo, "Irie: A scalable influence maximization algorithm for independent cascade model and its extensions," Tech. Rep., 2011.
- [37] R. Motwani and P. Raghavan, *Randomized algorithms*. Cambridge university press, 1995.



Tiantian Chen is a Ph.D. candidate in the Department of Computer Science, The University of Texas at Dallas. She received her B.S. degree in Mathematics and Applied Mathematics, and M.S. degree in Operational Research and Cybernetics from Ocean University of China in 2016 and 2019, respectively. Her research focuses on design and analysis of approximation algorithms and social networks.



Jianxiong Guo received his Ph.D. degree from the Department of Computer Science, University of Texas at Dallas, Richardson, TX, USA, in 2021, and his B.E. degree from the School of Chemistry and Chemical Engineering, South China University of Technology, Guangzhou, Guangdong, China, in 2015. He is currently an Assistant Professor with the BNU-UIC Institute of Artificial Intelligence and Future Networks, Beijing Normal University at Zhuhai, and also with the Guangdong Key Lab of AI and Multi-Modal Data Processing, BNU-HKBU United International College, Zhuhai, Guangdong, China. His research interests include social networks, algorithm design, data mining, IoT application, blockchain, and combinatorial optimization.



Weili Wu received the Ph.D. and M.S. degrees from the Department of Computer Science, University of Minnesota, Minneapolis, MN, USA, in 2002 and 1998, respectively. She is currently a Full Professor with the Department of Computer Science, The University of Texas at Dallas, Richardson, TX, USA. Her research mainly deals in the general research area of data communication and data management. Her research focuses on the design and analysis of algorithms for optimization problems that occur in wireless networking environments and various

database systems.