

Dispersive and star ordering of sample extremes from dependent random variables following the proportional odds model

Arindam Panja^{1*}, Pradip Kundu² and Biswabrata Pradhan¹

¹ SQC & OR Unit, Indian Statistical Institute, Kolkata-700108, India

² Decision Science and Operations Management, Birla Global University,
Bhubaneswar, Odisha-751003, India

†

Abstract

Dispersive order is a type of variability order for comparing the variability in probability distributions. Star order compares the skewness of probability distributions. This work considers dispersive and star orders of extreme order statistics from dependent random variables following the proportional odds (PO) model. The joint distribution of the random variables is modeled with Archimedean copula. Numerical examples are provided to illustrate the findings.

Keywords: Archimedean copula; Proportional odds model; Stochastic order; Survival function.

1 Introduction

Suppose $X_{k:n}$, $k = 1, 2, \dots, n$ denotes the k th order statistic corresponding to random variables (r.v.'s) X_1, X_2, \dots, X_n . Order statistics play a crucial role in statistical inference, reliability theory, life-testing, operations research and economics. For example, in reliability theory, the smallest and the largest order statistics $X_{1:n}$ and $X_{n:n}$, respectively, represent the lifetimes of the series and the parallel systems, where the corresponding r.v.'s represent the lifetimes of n components. Stochastic ordering has been widely used to compare the magnitude and variability of extreme order statistics. However, despite the importance and wide applications of the variability orders (e.g. dispersive order and star order), there are less research works in this direction as compared to the magnitude orders (e.g., stochastic order, hazard rate order, reversed hazard rate order, and likelihood ratio order).

*Corresponding author, e-mail: arindampnj@gmail.com

†Email Address: kundu.maths@gmail.com (Pradip Kundu), bis@isical.ac.in (Biswabrata Pradhan)

Consider two random variables X and Y with cumulative distribution functions F and G , denote F^{-1} and G^{-1} their respective right continuous inverses, and of \bar{F} and \bar{G} their respective survival functions. Then X is said to be smaller than Y in the

- (i) dispersive order (denoted as $X \leq_{disp} Y$) if $F^{-1}(v) - F^{-1}(u) \leq G^{-1}(v) - G^{-1}(u)$ for all $0 \leq u \leq v \leq 1$. This is equivalent to $G^{-1}(F(x)) - x$ is increasing in x . When X and Y have probability density functions (pdfs) f and g , respectively, then $X \leq_{disp} Y$ if, and only if, $g(G^{-1}(u)) \leq f(F^{-1}(u))$ for all $u \in (0, 1)$ (Shaked and Shanthikumar, 2007);
- (ii) star order (denoted by $X \leq_{\star} Y$) if $G^{-1}(F(x))/x$ is increasing in $x \in \mathbb{R}_+$ (Shaked and Shanthikumar, 2007).

Dispersive order is one kind of variability order for comparing variability in probability distributions (Jeon et al., 2006; Kochar, 2012; Shaked and Shanthikumar, 2007). Star order have been introduced in the literature to compare the skewness of probability distributions. The star order is also called more IFRA (increasing failure rate in average) order. If one r.v. is smaller than another in terms of star order, then this can be interpreted as the former r.v. ages faster than the later in the sense of the star ordering. For more discussion and applications, see Barlow and Proschan (1981), Kochar (2012) and Zhang et al. (2020). Skewed distributions often serve as reasonable models for system lifetimes, auction theory, insurance claim amounts, financial returns etc. and thus it is of interest to compare skewness of probability distributions (Wu et al., 2020). Recently, there have been a number of works on dispersive and star ordering of extreme order statistics of random samples from different family of distributions (Ding et al., 2017; Fang et al., 2016, 2018; Kochar and Xu, 2014, 2011; Li and Fang, 2015; Nadeb et al., 2020; Zhang et al., 2020, 2019). There are some research works on sample spacings also, like Xu and Balakrishnan (2012) established dispersive and star ordering for sample spacing from heterogeneous exponential. distributions

The proportional odds (PO) model (Bennett, 1983; Kirmani and Gupta, 2001) is a very important model in reliability theory and survival analysis. Let X and Y be two r.v.'s with cdfs F , G , and survival functions \bar{F} , \bar{G} , respectively. If the r.v. X denote a survival time, then the odds function $\theta_X(t)$ defined by $\theta_X(t) = \bar{F}(t)/F(t)$ represents the odds on surviving beyond time t . The r.v.'s X and Y are said to satisfy PO model if $\theta_Y(t) = \alpha \theta_X(t)$ for all admissible t , where α is a proportionality constant known as proportional odds ratio. Then the survival functions of X and Y are related as

$$\bar{G}(t) = \frac{\alpha \bar{F}(t)}{1 - \bar{\alpha} \bar{F}(t)}, \quad (1)$$

where $\bar{\alpha} = 1 - \alpha$. From this relation, it can be observed that the ratio of hazard rate functions becomes $1/(1 - \bar{\alpha} \bar{F}(t))$, so that the hazard ratio is increasing (decreasing) for $\alpha > 1$ ($\alpha < 1$) and it converges to unity as t tends to ∞ . This is in contrast to the proportional hazard

rate (PHR) model where this ratio remains constant with time. The convergence property of hazard functions makes the PO model reasonable in many practical applications as discussed by Bennett (1983), Collett (2015), Kirmani and Gupta (2001), Lu and Zhang (2007) and Rossini and Tsiatis (1996). Also, the model (1) with $0 < \alpha < \infty$ provides a method of generating more flexible new family of distributions known as Marshall-Olkin family of distributions or Marshall-Olkin extended distributions (Cordeiro et al., 2014; Marshall and Olkin, 1997), from an existing family of distributions. Extended Weibull distributions, extended linear failure-rate distributions and extended generalized exponential distributions are few examples those have been widely studied in the literature. Thus, model (1) has implications both in terms of the PO model and in extending any existing family of distributions to add flexibility in modeling. This makes the PO model worth investigating.

Let $\mathbf{X} = (X_1, X_2, \dots, X_n)$ have joint distribution function F and joint survival function \bar{F} . The marginal distribution function and survival function of X_i are F_i and \bar{F}_i , respectively, $i = 1, 2, \dots, n$. If there exist $C, \bar{C} : [0, 1]^n \mapsto [0, 1]$ such that $F(x_1, \dots, x_n) = C(F_1(x_1), \dots, F_n(x_n))$ and $\bar{F}(x_1, \dots, x_n) = \bar{C}(\bar{F}_1(x_1), \dots, \bar{F}_n(x_n))$ for all $x_i, i \in I_n$, then C and \bar{C} are called the copula and survival copula respectively. If $\varphi : [0, +\infty) \mapsto [0, 1]$ with $\varphi(0) = 1$ and $\lim_{t \rightarrow +\infty} \varphi(t) = 0$, then $C(u_1, \dots, u_n) = \varphi(\varphi^{-1}(u_1) + \dots + \varphi^{-1}(u_n)) = \varphi(\sum_{i=1}^n \phi(u_i))$ for all $u_i \in (0, 1], i \in I_n$ is called an Archimedean copula with generator φ provided $(-1)^k \varphi^{(k)}(t) \geq 0, k = 0, 1, \dots, n-2$ and $(-1)^{n-2} \varphi^{(n-2)}(t)$ is decreasing and convex for all $t \geq 0$. Here $\phi = \varphi^{-1}$ is the right continuous inverse of φ so that $\phi(u) = \varphi^{-1}(u) = \sup\{t \in \mathbb{R} : \varphi(t) > u\}$. In case of dependent samples, Li and Fang Li and Fang (2015) derived the dispersive order between maximums of two PHR samples having a common Archimedean copula. For samples following scale model, Li et al. (2016) obtained the dispersive and the star orders between minimums of one heterogeneous and one homogeneous samples sharing a common Archimedean copula. Fang et al. (2016) investigated the dispersive order and the star order of extreme order statistics for the samples following PHR model with Archimedean survival copulas. Fang et al. (2018) obtained the dispersive order between minimums of two scale proportional hazards samples with a common Archimedean survival copula. With resilience-scaled components, Zhang et al. (2019) derived the dispersive and the star order between parallel systems, one consisting dependent heterogeneous components and another consisting homogeneous components sharing a common Archimedean survival copula.

In case of PO model, some authors, e.g. Kundu and Nanda (2018), Kundu et al. (2020), Panja et al. (2020), Nanda and Das (2012) have investigated stochastic comparison of this family of distributions and sample extreme in the sense of magnitude orders. To the best of our knowledge, there is no related study on the variability of extreme order statistics arising from independent or dependent r.v.'s following the PO model. Motivated by this, in this paper, we develop the dispersive and the star ordering for comparing the minimums and the maximums

of dependent samples following the PO model. The organization of the rest of the paper is as follows. In Section 2, we consider comparisons of minimum order statistics from dependent samples following the PO model in terms of the dispersive order and the star order. Section 3 investigates the comparison of maximum order statistics in terms of dispersive and star orders. In Section 4, some examples are provided to illustrate the main results of the paper. In Section 5, we make concluding remarks.

2 The dispersive ordering and the star ordering of minimums of dependent samples following the PO model

In this section we consider the dispersive ordering of minimums of dependent random variables. We compare stochastically the minimums of two dependent samples, one formed from heterogeneous r.v.'s and another from homogeneous r.v.'s. Let $X = (X_1, X_2, \dots, X_n)$ be a set of dependent r.v.'s coupled with Archimedean survival copula with generator φ and following the PO model with baseline survival function \bar{F} , denoted as $X \sim PO(\bar{F}, \alpha, \varphi)$, where $\alpha = (\alpha_1, \alpha_2, \dots, \alpha_n) \in \mathbb{R}_+^n$ is the proportional odds ratio vector. That is, odds function of each r.v. X_i is proportional to an odds function (baseline odds) of a r.v. having distribution function F , with proportionality constant α_i . We have the survival functions of $X_{1:n}$ as

$$\bar{F}_{X_{1:n}}(x) = \varphi \left(\sum_{i=1}^n \phi(\bar{F}_{X_i}(x)) \right), \quad (2)$$

where $\bar{F}_{X_i}(x) = \frac{\alpha_i \bar{F}(x)}{1 - \alpha_i \bar{F}(x)}$, $\phi(u) = \varphi^{-1}(u)$, $u \in (0, 1]$.

The following theorem consider the comparison of minimums of two samples, one from n dependent heterogeneous r.v.'s following the PO model and another from n dependent homogeneous r.v.'s following the PO model, in terms of dispersive order. The result holds for the decreasing failure rate (DFR) baseline distribution F . The distribution function F is said to be DFR if the corresponding hazard rate $r(\cdot)$ is decreasing and increasing failure rate (IFR) distribution if $r(\cdot)$ is increasing.

Theorem 2.1 *Suppose $X \sim PO(\bar{F}, \alpha, \varphi)$ and $Y \sim PO(\bar{F}, \alpha \mathbf{1}, \varphi)$. Then $X_{1:n} \leq_{disp} Y_{1:n}$ if the baseline distribution F is DFR, φ is log-convex, $\frac{\varphi}{\varphi'}$ is concave and $\alpha \geq \frac{1}{n} \sum_{i=1}^n \alpha_i$, for $0 \leq \alpha \leq 1$.*

Proof: We have the distribution functions of $X_{1:n}$ and $Y_{1:n}$ as $F_1(x) = 1 - \varphi \left(\sum_{i=1}^n \phi(\bar{F}_{X_i}(x)) \right)$ and $G_1(x) = 1 - \varphi \left(n \phi(\bar{F}_{Y_1}(x)) \right)$, respectively, where $\bar{F}_{X_i}(x) = \frac{\alpha_i \bar{F}(x)}{1 - \alpha_i \bar{F}(x)}$ and $\bar{F}_{Y_1}(x) = \frac{\alpha \bar{F}(x)}{1 - \alpha \bar{F}(x)}$,

$x \in \mathbb{R}$. The respective pdfs of $X_{1:n}$ and $Y_{1:n}$ are given by

$$f_1(x) = \varphi' \left(\sum_{i=1}^n \phi(\bar{F}_{X_i}(x)) \right) \sum_{i=1}^n \frac{\varphi(\phi(\bar{F}_{X_i}(x)))}{\varphi'(\phi(\bar{F}_{X_i}(x)))} \frac{r(x)}{1 - \bar{\alpha}_i \bar{F}(x)}, \quad (3)$$

and

$$g_1(x) = n\varphi'(n\phi(\bar{F}_{Y_1}(x))) \cdot \frac{r(x)}{1 - \bar{\alpha}\bar{F}(x)} \cdot \frac{\varphi(\phi(\bar{F}_{Y_1}(x)))}{\varphi'(\phi(\bar{F}_{Y_1}(x)))},$$

We have

$$G_1^{-1}(x) = \bar{F}^{-1} \left(\frac{\varphi\left(\frac{1}{n}\phi(1-x)\right)}{\alpha + \bar{\alpha}\varphi\left(\frac{1}{n}\phi(1-x)\right)} \right).$$

So

$$G_1^{-1}(F_1(x)) = \bar{F}^{-1} \left(\frac{\varphi\left(\frac{1}{n}\sum_{i=1}^n \phi(\bar{F}_{X_i}(x))\right)}{\alpha + \bar{\alpha}\varphi\left(\frac{1}{n}\sum_{i=1}^n \phi(\bar{F}_{X_i}(x))\right)} \right) = \bar{F}^{-1}(\gamma(x)), \quad (4)$$

where $\gamma(x) = \frac{\varphi\left(\frac{1}{n}\sum_{i=1}^n \phi(\bar{F}_{X_i}(x))\right)}{\alpha + \bar{\alpha}\varphi\left(\frac{1}{n}\sum_{i=1}^n \phi(\bar{F}_{X_i}(x))\right)}$.

Now

$$\begin{aligned} g_1(G_1^{-1}(F_1(x))) &= n\varphi' \left(n\phi \left(\frac{\alpha\gamma(x)}{1 - \bar{\alpha}\gamma(x)} \right) \right) \cdot \frac{r(\bar{F}^{-1}(\gamma(x)))}{1 - \bar{\alpha}\gamma(x)} \cdot \frac{\varphi \left(\phi \left(\frac{\alpha\gamma(x)}{1 - \bar{\alpha}\gamma(x)} \right) \right)}{\varphi' \left(\phi \left(\frac{\alpha\gamma(x)}{1 - \bar{\alpha}\gamma(x)} \right) \right)} \\ &= n\varphi' \left(\sum_{i=1}^n \phi(\bar{F}_{X_i}(x)) \right) \cdot \left(\alpha + \bar{\alpha}\varphi \left(\frac{1}{n} \sum_{i=1}^n \phi(\bar{F}_{X_i}(x)) \right) \right) \\ &\quad \times \frac{\varphi \left(\frac{1}{n} \sum_{i=1}^n \phi(\bar{F}_{X_i}(x)) \right)}{\varphi' \left(\frac{1}{n} \sum_{i=1}^n \phi(\bar{F}_{X_i}(x)) \right)} \cdot \frac{r(\bar{F}^{-1}(\gamma(x)))}{\alpha}. \end{aligned} \quad (5)$$

Note that $\bar{F}_{X_i}(x)$ is increasing and concave in α_i and $1/(1 - \bar{\alpha}_i \bar{F}(x))$ is decreasing and convex in α_i . Also it can be seen that $\phi(\bar{F}_{X_i}(x))$ is decreasing and convex in α_i if φ is log-convex. Now denote $\frac{1}{n} \sum_{i=1}^n \alpha_i = \alpha^{avg}$ and $\eta(\alpha_i) = \phi(\bar{F}_{X_i}(x))$. Then for $\alpha \geq \frac{1}{n} \sum_{i=1}^n \alpha_i = \alpha^{avg}$, from the convexity and decreasing property of $\eta(\alpha_i) = \phi(\bar{F}_{X_i}(x))$ with respect to α_i , we have $\frac{1}{n} \sum_{i=1}^n \eta(\alpha_i) \geq \eta(\alpha^{avg}) \geq \eta(\alpha)$, which gives

$$\begin{aligned} \frac{1}{n} \sum_{i=1}^n \phi(\bar{F}_{X_i}(x)) &\geq \phi(\bar{F}_{Y_1}(x)) \\ \implies \frac{\alpha}{\bar{\alpha}} + \varphi \left(\frac{1}{n} \sum_{i=1}^n \phi(\bar{F}_{X_i}(x)) \right) &\leq \frac{\alpha}{\bar{\alpha}} + \bar{F}_{Y_1}(x) \\ \implies 1 - \frac{\frac{\alpha}{\bar{\alpha}}}{\frac{\alpha}{\bar{\alpha}} + \varphi \left(\frac{1}{n} \sum_{i=1}^n \phi(\bar{F}_{X_i}(x)) \right)} &\leq 1 - \frac{\frac{\alpha}{\bar{\alpha}}}{\frac{\alpha}{\bar{\alpha}} + \bar{F}_{Y_1}(x)} \\ \implies \frac{\varphi \left(\frac{1}{n} \sum_{i=1}^n \phi(\bar{F}_{X_i}(x)) \right)}{\alpha + \bar{\alpha}\varphi \left(\frac{1}{n} \sum_{i=1}^n \phi(\bar{F}_{X_i}(x)) \right)} &\leq \frac{\bar{F}_{Y_1}(x)}{\alpha + \bar{\alpha}\bar{F}_{Y_1}(x)}. \end{aligned} \quad (6)$$

This implies $\gamma(x) \leq \bar{F}(x)$. As a result we have $\bar{F}^{-1}(\gamma(x)) \geq x$. Now if $r(\cdot)$ is decreasing then

$$r(\bar{F}^{-1}(\gamma(x))) \leq r(x). \quad (7)$$

Now from (6), we have

$$\begin{aligned} \alpha + \bar{\alpha}\varphi\left(\frac{1}{n}\sum_{i=1}^n \phi(\bar{F}_{X_i}(x))\right) &\leq \alpha + \bar{\alpha}\bar{F}_{Y_1}(x) \\ &= \frac{\alpha}{1 - \bar{\alpha}\bar{F}(x)} \\ &\leq \alpha \frac{1}{n} \sum_{i=1}^n \frac{1}{1 - \bar{\alpha}_i \bar{F}(x)}, \end{aligned} \quad (8)$$

where the last inequality follows from the fact that $\frac{1}{1 - \bar{\alpha}_i \bar{F}(x)}$ is decreasing and convex in α_i .

If $\frac{\varphi}{\varphi'}$ is concave, then we have

$$-\frac{\varphi\left(\frac{1}{n}\sum_{i=1}^n \phi(\bar{F}_{X_i}(x))\right)}{\varphi'\left(\frac{1}{n}\sum_{i=1}^n \phi(\bar{F}_{X_i}(x))\right)} \leq -\frac{1}{n} \sum_{i=1}^n \frac{\varphi(\phi(\bar{F}_{X_i}(x)))}{\varphi'(\phi(\bar{F}_{X_i}(x)))}. \quad (9)$$

Thus we have

$$\left(\alpha + \bar{\alpha}\varphi\left(\frac{1}{n}\sum_{i=1}^n \phi(\bar{F}_{X_i}(x))\right)\right) \left(-\frac{\varphi\left(\frac{1}{n}\sum_{i=1}^n \phi(\bar{F}_{X_i}(x))\right)}{\varphi'\left(\frac{1}{n}\sum_{i=1}^n \phi(\bar{F}_{X_i}(x))\right)}\right) \leq \alpha \frac{1}{n} \sum_{i=1}^n \left(-\frac{\varphi(\phi(\bar{F}_{X_i}(x)))}{\varphi'(\phi(\bar{F}_{X_i}(x)))}\right) \frac{1}{n} \sum_{i=1}^n \frac{1}{1 - \bar{\alpha}_i \bar{F}(x)} \quad (10)$$

If φ is log-convex, then $-\frac{\varphi(x)}{\varphi'(x)}$ is increasing in x , so that $-\frac{\varphi(\phi(\bar{F}_{X_i}(x)))}{\varphi'(\phi(\bar{F}_{X_i}(x)))}$ is decreasing in α_i . So by Chebyshev's inequality we have

$$\frac{1}{n} \sum_{i=1}^n \left(-\frac{\varphi(\phi(\bar{F}_{X_i}(x)))}{\varphi'(\phi(\bar{F}_{X_i}(x)))}\right) \cdot \frac{1}{n} \sum_{i=1}^n \frac{1}{1 - \bar{\alpha}_i \bar{F}(x)} \leq \frac{1}{n} \sum_{i=1}^n \left(-\frac{\varphi(\phi(\bar{F}_{X_i}(x)))}{\varphi'(\phi(\bar{F}_{X_i}(x)))}\right) \frac{1}{1 - \bar{\alpha} \bar{F}(x)} \quad (11)$$

From (7), (10), (11) and the fact that the common factor $\varphi'(\sum_{i=1}^n \phi(\bar{F}_{X_i}(x)))$ in (3) and (5) is negative, we have $g_1(G_1^{-1}(F_1(x))) \leq f_1(x)$ for all $x \in \mathbb{R}$. Hence the theorem follows. \square

It may be interest to know whether as in case of Theorem 2.1 we can establish dispersive ordering for $\alpha \geq 1$ when the baseline distribution is IFR or DFR. The following counterexample shows that with these conditions, we cannot establish dispersive ordering even in case of samples from independent r.v.'s.

Counterexample 2.1 Consider the minimums of two samples, one having three independent and heterogeneous r.v.'s, and another having three independent and homogeneous r.v.'s with respective distribution functions $F_1(x) = 1 - \prod_{i=1}^3 \left(\frac{\alpha_i \bar{F}(x)}{1 - \bar{\alpha}_i \bar{F}(x)}\right)$ and $G_1(x) = 1 - \left(\frac{\alpha \bar{F}(x)}{1 - \bar{\alpha} \bar{F}(x)}\right)^3$,

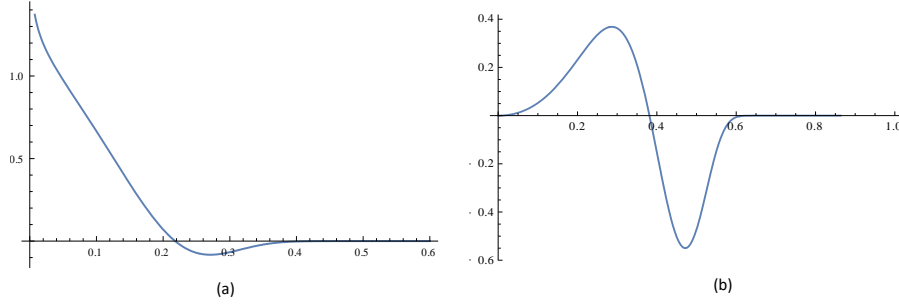


Figure 1: Plot of $g_1(G_1^{-1}(F_1(x))) - f_1(x)$ for $x = t/(1-t)$, $t \in [0, 1]$ when baseline distribution is (a) DFR and (b) IFR.

where $\alpha_1 = 7$, $\alpha_2 = 25$, $\alpha_3 = 100$, $\alpha = (\alpha_1 + \alpha_2 + \alpha_3)/3 = 44$, and $\bar{F}(x) = e^{-(9x)^{0.9}}$, so that the baseline distribution is DFR. We obtain

$$g_1(G_1^{-1}(F_1(x))) = \frac{1}{\alpha} 3 \left(\prod_{i=1}^3 \bar{F}_{X_i}(x) \right) \left(\alpha + \bar{\alpha} \left(\prod_{i=1}^3 \bar{F}_{X_i}(x) \right)^{1/3} \right) r(\bar{F}^{-1}(\gamma(x))),$$

$$\text{where } \gamma(x) = \frac{(\prod_{i=1}^3 \bar{F}_{X_i}(x))^{1/3}}{\alpha + \bar{\alpha} (\prod_{i=1}^3 \bar{F}_{X_i}(x))^{1/3}},$$

and

$$f_1(x) = \left(\prod_{i=1}^3 \bar{F}_{X_i}(x) \right) r(x) \left(\sum_{i=1}^3 \frac{1}{1 - \bar{\alpha}_i \bar{F}(x)} \right).$$

We plot $g_1(G_1^{-1}(F_1(x))) - f_1(x)$ by substituting $x = t/(1-t)$, so that for $x \in [0, \infty)$, we have $t \in [0, 1)$. The plot is shown in Figure 1(a) we observe from the plot that $g_1(G_1^{-1}(F_1(x))) \not\leq f_1(x)$ and also $g_1(G_1^{-1}(F_1(x))) \not\geq f_1(x)$.

Next we take $\alpha_1 = 0.78$, $\alpha_2 = 0.97$, $\alpha_3 = 67$, $\alpha = (\alpha_1 + \alpha_2 + \alpha_3)/3 = 22.9167$, and $\bar{F}(x) = e^{-x^3}$, so that the baseline distribution is IFR. Figure 1(b) illustrates the plot of $g_1(G_1^{-1}(F_1(x))) - f_1(x)$ by substituting $x = t/(1-t)$, so that for $x \in [0, \infty)$, we have $t \in [0, 1)$. From Figure 1(b) we observe that $g_1(G_1^{-1}(F_1(x))) - f_1(x) \not\leq 0$ and also $g_1(G_1^{-1}(F_1(x))) - f_1(x) \not\geq 0$.

The following theorem compare the minimums of two samples, both from n dependent homogeneous r.v.'s following the PO model and with different Archimedean copulas.

Theorem 2.2 Suppose $X \sim PO(\bar{F}, \alpha \mathbf{1}, \varphi_1)$ and $Y \sim PO(\bar{F}, \alpha \mathbf{1}, \varphi_2)$. Then $X_{1:n} \leq_{disp} Y_{1:n}$ if the baseline distribution is DFR, $\varphi_2(\phi_2(w)/n)/\varphi_1(\phi_1(w)/n)$ is increasing in w and $0 \leq \alpha \leq 1$.

Proof: The distribution functions of $X_{1:n}$ and $Y_{1:n}$ are given by $G_1(x) = 1 - \varphi_1(n\phi_1(\bar{F}_{X_1}(x)))$, and $G_2(x) = 1 - \varphi_2(n\phi_2(\bar{F}_{X_1}(x)))$, respectively, where $\bar{F}_{X_1}(x) = \frac{\alpha \bar{F}(x)}{1 - \bar{\alpha} \bar{F}(x)}$, $x \in \mathbb{R}$. The

respective pds are given by

$$g_1(x) = n\varphi'_1(n\phi_1(\bar{F}_{X_1}(x))) \frac{\varphi_1(\phi_1(\bar{F}_{X_1}(x)))}{\varphi'_1(\phi_1(\bar{F}_{X_1}(x)))} \cdot \frac{r(x)}{1 - \bar{\alpha}\bar{F}(x)}, \quad (12)$$

$$g_2(x) = n\varphi'_2(n\phi_2(\bar{F}_{X_1}(x))) \frac{\varphi_2(\phi_2(\bar{F}_{X_1}(x)))}{\varphi'_2(\phi_2(\bar{F}_{X_1}(x)))} \cdot \frac{r(x)}{1 - \bar{\alpha}\bar{F}(x)}.$$

We have

$$G_2^{-1}(G_1(x)) = \bar{F}^{-1} \left(\frac{\varphi_2(\frac{1}{n}\phi_2(\varphi_1(n\phi_1(\bar{F}_{X_1}(x)))))}{\alpha + \bar{\alpha}\varphi_2(\frac{1}{n}\phi_2(\varphi_1(n\phi_1(\bar{F}_{X_1}(x)))))} \right) = \bar{F}^{-1}(\eta(x)), \quad (13)$$

$$\text{where } \eta(x) = \frac{\varphi_2(\frac{1}{n}\phi_2(\varphi_1(n\phi_1(\bar{F}_{X_1}(x)))))}{\alpha + \bar{\alpha}\varphi_2(\frac{1}{n}\phi_2(\varphi_1(n\phi_1(\bar{F}_{X_1}(x)))))}.$$

$$\begin{aligned} g_2(G_2^{-1}(G_1(x))) &= n\varphi'_2(\phi_2(\varphi_1(n\phi_1(\bar{F}_{X_1}(x))))) \frac{\varphi_2(\frac{1}{n}\phi_2(\varphi_1(n\phi_1(\bar{F}_{X_1}(x)))))}{\varphi'_2(\frac{1}{n}\phi_2(\varphi_1(n\phi_1(\bar{F}_{X_1}(x)))))} \frac{r(\bar{F}^{-1}(\eta(x)))}{\alpha} \\ &\quad \times \left(\alpha + \bar{\alpha}\varphi_2 \left(\frac{1}{n}\phi_2(\varphi_1(n\phi_1(\bar{F}_{X_1}(x))))) \right) \right). \end{aligned} \quad (14)$$

From Lemma 3.9 of Fang et al. (2016), for increasing $\varphi_2(\phi_2(w)/n)/\varphi_1(\phi_1(w)/n)$ we have $\varphi_2(n\phi_2(\bar{F}_{X_1}(x))) \geq \varphi_1(n\phi_1(\bar{F}_{X_1}(x)))$, which implies $\bar{F}_{X_1}(x) \geq \varphi_2(\frac{1}{n}\phi_2(\varphi_1(n\phi_1(\bar{F}_{X_1}(x)))))$. Again from this we get $\bar{F}(x) \geq \eta(x)$ which implies $\bar{F}^{-1}(\eta(x)) \geq x$. Thus if $r(\cdot)$ is decreasing then

$$r(\bar{F}^{-1}(\eta(x))) \leq r(x). \quad (15)$$

Also for $\bar{\alpha} \geq 0$, $\varphi_2(\frac{1}{n}\phi_2(\varphi_1(n\phi_1(\bar{F}_{X_1}(x))))) \leq \bar{F}_{X_1}(x)$ implies

$$\alpha + \bar{\alpha}\varphi_2 \left(\frac{1}{n}\phi_2(\varphi_1(n\phi_1(\bar{F}_{X_1}(x))))) \right) \leq \frac{\alpha}{1 - \bar{\alpha}\bar{F}(x)}. \quad (16)$$

Again from Lemma 3.9 of Fang et al. (2016) by substituting $w = \varphi_1(n\phi_1(\bar{F}_{X_1}(x)))$ in increasing $\varphi_1(\phi_1(w)/n)/\varphi_2(\phi_2(w)/n)$, we get

$$\frac{\varphi'_2(\phi_2(\varphi_1(n\phi_1(\bar{F}_{X_1}(x))))) \varphi_2(\frac{1}{n}\phi_2(\varphi_1(n\phi_1(\bar{F}_{X_1}(x)))))}{\varphi'_2(\frac{1}{n}\phi_2(\varphi_1(n\phi_1(\bar{F}_{X_1}(x)))))} \leq \frac{\varphi'_1(n\phi_1(\bar{F}_{X_1}(x))) \varphi_1(\phi_1(\bar{F}_{X_1}(x)))}{\varphi'_1(\phi_1(\bar{F}_{X_1}(x)))}. \quad (17)$$

Now using (15), (16) and (17), we have $g_2(G_2^{-1}(G_1(x))) \leq g_1(x)$ for all $x \in \mathbb{R}$. This completes the proof. \square

Remark 2.1 It is to be noted that Archimedean copula with generators

- (i) $\varphi_1(x) = (1 + x^{1/\theta_1})^{-\theta_1}$ and $\varphi_2(x) = \frac{1}{(x^{1/\theta_2} + 1)}$ where $\theta_1 \in (1, \infty)$, $\theta_2 \in (1, \infty)$ and $1 < \theta_1 < \theta_2 < \infty$,

(ii) $\varphi_1(x) = (\theta_1 x + 1)^{-1/\theta_1}$ and $\varphi_2(x) = [\theta_2 x + 1]^{-1/\theta_2}$, for $0 < \theta_1 < \theta_2 < \infty$,

satisfy the condition that $\varphi_2(\phi_2(w)/n)/\varphi_1(\phi_1(w)/n)$ is increasing in w for all $n \in Z$.

The following corollary follows from Theorems 2.1 and 2.2. This corollary compare the minimums of two samples, one from n dependent heterogeneous r.v.'s following the PO model and another from n dependent homogeneous r.v.'s following the PO model and with different Archimedean copulas.

Corollary 2.1 *Suppose $X \sim PO(\bar{F}, \alpha, \varphi_1)$ and $Y \sim PO(\bar{F}, \alpha \mathbf{1}, \varphi_2)$. Then for $\alpha \geq \frac{1}{n} \sum_{i=1}^n \alpha_i$, $X_{1:n} \leq_{disp} Y_{1:n}$ if the baseline distribution is DFR, φ_1 is log-convex, $\frac{\varphi_1}{\varphi_1'}$ is concave, $\varphi_2(\phi_2(w)/n)/\varphi_1(\phi_1(w)/n)$ is increasing in w , and $0 \leq \alpha \leq 1$.*

Proof: Let $Z \sim PO(\bar{F}, \alpha \mathbf{1}, \varphi_1)$. Then from Theorem 2.1, we have $X_{1:n} \leq_{disp} Z_{1:n}$. Again from Theorem 2.2, we have $Z_{1:n} \leq_{disp} Y_{1:n}$. This yields $X_{1:n} \leq_{disp} Y_{1:n}$. \square

The following theorem compare the minimums of two samples, one from n dependent heterogeneous r.v.'s following the PO model and another from n dependent homogeneous r.v.'s following the PO model, in terms of star order.

Theorem 2.3 *Suppose $X \sim PO(\bar{F}, \alpha, \varphi)$ and $Y \sim PO(\bar{F}, \alpha \mathbf{1}, \varphi)$. Then for $\alpha \geq \frac{1}{n} \sum_{i=1}^n \alpha_i$, $X_{1:n} \leq_* Y_{1:n}$ if $xr(x)$ is decreasing, φ is log-convex, $\frac{\varphi}{\varphi'}$ is concave and $0 \leq \alpha \leq 1$.*

Proof: Using equations (3), (4) and (5), we have

$$\begin{aligned}
& x^2 \frac{d}{dx} \left(\frac{G_1^{-1}(F_1(x))}{x} \right) \\
&= x \frac{d}{dx} (G_1^{-1}(F_1(x))) - G_1^{-1}(F_1(x)) \\
&= x \frac{f_1(x)}{g_1(G_1^{-1}(F_1(x)))} - G_1^{-1}(F_1(x)) \\
&= \frac{\alpha xr(x) \frac{1}{n} \sum_{i=1}^n \frac{\varphi(\phi(\bar{F}_{X_i}(x)))}{\varphi'(\phi(\bar{F}_{X_i}(x)))} \frac{1}{1 - \bar{\alpha}_i F(x)}}{r(\bar{F}^{-1}(\gamma(x))) (\alpha + \bar{\alpha} \varphi(\frac{1}{n} \sum_{i=1}^n \phi(\bar{F}_{X_i}(x))))} \frac{\varphi(\frac{1}{n} \sum_{i=1}^n \phi(\bar{F}_{X_i}(x)))}{\varphi'(\frac{1}{n} \sum_{i=1}^n \phi(\bar{F}_{X_i}(x)))} - F^{-1}(\gamma(x)). \quad (18)
\end{aligned}$$

In Theorem 2.1, for $0 \leq \alpha \leq 1$ we have already proved that

$$\bar{F}^{-1}(\gamma(x)) \geq x. \quad (19)$$

Now, if $xr(x)$ is decreasing in x , then we have $xr(x) \geq \bar{F}^{-1}(\gamma(x))r(\bar{F}^{-1}(\gamma(x)))$, that is

$$\frac{xr(x)}{r(\bar{F}^{-1}(\gamma(x)))} \geq \bar{F}^{-1}(\gamma(x)). \quad (20)$$

According to the equations (10) and (11) of theorem (2.1), we get

$$\frac{\frac{\alpha}{n} \sum_{i=1}^n - \left(\frac{\varphi(\phi(\bar{F}_{X_i}(x)))}{\varphi'(\phi(\bar{F}_{X_i}(x)))} \right) \frac{1}{1-\bar{\alpha}_i \bar{F}(x)}}{(\alpha + \bar{\alpha} \varphi(\frac{1}{n} \sum_{i=1}^n \phi(\bar{F}_{X_i}(x)))) \left(-\frac{\varphi(\frac{1}{n} \sum_{i=1}^n \phi(\bar{F}_{X_i}(x)))}{\varphi'(\frac{1}{n} \sum_{i=1}^n \phi(\bar{F}_{X_i}(x)))} \right)} \geq 1. \quad (21)$$

Using (20) and (21), from (18) we get

$$x^2 \frac{d}{dx} \left(\frac{G_1^{-1}(F_1(x))}{x} \right) \geq 0.$$

So, $\frac{G_1^{-1}(F_1(x))}{x}$ is increasing in $x \geq 0$. Hence $X_{n:n} \leq_* Y_{n:n}$. \square

Remark 2.2 The expression $xr(x)$ is known as the proportional failure rate (also known as the generalized failure rate) (Richter et al., 2009). The concerned random variable is said to have the Decreasing Proportional Failure Rate (DPFR) property if $xr(x)$ is decreasing in x , and in that case domain of the random variable will be $(0, \infty)$.

We are interested to know whether as in case of Theorem 2.3 we can establish star ordering for $\alpha \geq 1$ when $xr(x)$ is decreasing or increasing. The following counterexample shows that with these conditions, we cannot establish star ordering even in case of samples from independent r.v.'s.

Counterexample 2.2 Consider maximums of two samples, one having four independent and heterogeneous r.v.'s, and another having four independent and homogeneous r.v.'s. Consider $\alpha_1 = 0.75$, $\alpha_2 = 0.95$, $\alpha_3 = 23$, $\alpha_4 = 43$, $\alpha = (\alpha_1 + \alpha_2 + \alpha_3 + \alpha_4)/4 = 16.925$, and $\bar{F}(x) = (1 + \frac{x}{13})^{-0.9}$, so that $xr(x)$ is increasing. We have

$$G_1^{-1}(F_1(x)) = \bar{F}^{-1} \left(\frac{\left(\prod_{i=1}^4 \bar{F}_{X_i}(x) \right)^{1/4}}{\alpha + \bar{\alpha} \left(\prod_{i=1}^4 \bar{F}_{X_i}(x) \right)^{1/4}} \right). \quad (22)$$

We plot $G_1^{-1}(F_1(x))/x$ by substituting $x = t/(1-t)$, so that for $x \in [0, \infty)$, we have $t \in [0, 1)$. From the Figure 2(a), we observe that $G_1^{-1}(F_1(x))/x$ is neither increasing nor decreasing. Next we take $\alpha_1 = 2$, $\alpha_2 = 33$, $\alpha_3 = 63$, $\alpha_4 = 183$, $\alpha = (\alpha_1 + \alpha_2 + \alpha_3 + \alpha_4)/4 = 281/4$, and $\bar{F}(x) = \frac{1}{x^2}$, $x \in [1, \infty)$ so that $xr(x)$ is decreasing. We plot $G_1^{-1}(F_1(x))/x$ by substituting $x = 1/t$, so that for $x \in [1, \infty)$, we have $t \in [0, 1)$. From the Figure 2(b), we observe that $G_1^{-1}(F_1(x))/x$ is neither increasing nor decreasing.

The following theorem compares the minimum of two samples, both from n dependent homogeneous r.v.'s following the PO model and with different Archimedean copulas. The proof can

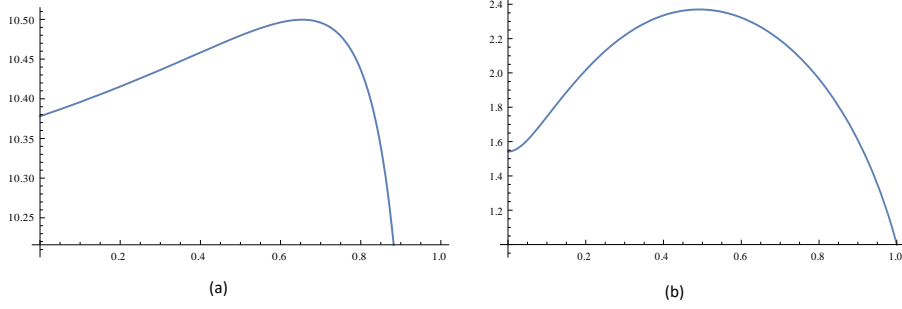


Figure 2: Plot of $G_1^{-1}(F_1(x))/x$ for (a) $x = t/(1-t)$ when $xr(x)$ is increasing and (b) $x = 1/t$ when $xr(x)$ is decreasing, $t \in [0, 1]$

be done using the results of proof of Theorem 2.2 in the same line as of Theorem 2.3, and hence omitted.

Theorem 2.4 Suppose $X \sim PO(\bar{F}, \alpha \mathbf{1}, \varphi_1)$ and $Y \sim PO(\bar{F}, \alpha \mathbf{1}, \varphi_2)$. Then $X_{1:n} \leq_* Y_{1:n}$ if $xr(x)$ is decreasing, $\varphi_2(\phi_2(w)/n)/\varphi_1(\phi_1(w)/n)$ is increasing in w , and $0 \leq \alpha \leq 1$.

The following corollary follows from Theorems 2.3 and 2.4.

Corollary 2.2 Suppose $X \sim PO(\bar{F}, \alpha, \varphi_1)$ and $Y \sim PO(\bar{F}, \alpha \mathbf{1}, \varphi_2)$. Then for $\alpha \geq \frac{1}{n} \sum_{i=1}^n \alpha_i$, $X_{1:n} \leq_* Y_{1:n}$ if $xr(x)$ is decreasing, φ_1 is log-convex, $\frac{\varphi_1}{\varphi_1'}$ is concave, $\varphi_2(\phi_2(w)/n)/\varphi_1(\phi_1(w)/n)$ is increasing in w , and $0 \leq \alpha \leq 1$.

3 The dispersive ordering and the star ordering of maximum of dependent samples following the PO model

In this section we compare stochastically the maximums of two dependent samples, one formed from heterogeneous r.v.'s and another from homogeneous r.v.'s. The distribution function of X_i and Y_1 are $F_{X_i}(x) = \frac{F(x)}{1-\bar{\alpha}_i F(x)}$ and $F_{Y_1}(x) = \frac{F(x)}{1-\bar{\alpha} F(x)}$, respectively, where $\bar{\alpha}_i = 1 - \alpha_i$ for $i = 1, 2, \dots, n$, and $\bar{\alpha} = 1 - \alpha$. The distribution functions of $X_{n:n}$ and $Y_{n:n}$ are given by

$$F_{X_{n:n}}(x) = \varphi \left(\sum_{i=1}^n \phi(F_{X_i}(x)) \right), \quad (23)$$

and

$$F_{Y_{n:n}}(x) = \varphi(n\phi(F_{Y_1}(x))), \quad (24)$$

where $\phi(u) = \varphi^{-1}(u)$, $u \in (0, 1]$.

The following theorem compare the maximums of two samples, one from n dependent heterogeneous r.v.'s following the PO model and another from n dependent homogeneous r.v.'s

following the PO model, in terms of dispersive order when the baseline distribution function is increasing reversed hazard rate (IRHR). A distribution F is said to be IHRH distribution if the reversed hazard rate $\tilde{r}(\cdot)$ is increasing. If $\tilde{r}(\cdot)$ is decreasing, then F is called decreasing reversed hazard rate (DRHR) distribution.

Theorem 3.1 Suppose $X \sim PO(\bar{F}, \alpha, \varphi)$ and $Y \sim PO(\bar{F}, \alpha \mathbf{1}, \varphi)$. Then for $\alpha \geq \frac{1}{n} \sum_{i=1}^n \alpha_i$, $X_{n:n} \geq_{disp} Y_{n:n}$ if the baseline distribution is IRHR, φ is log-concave and $\frac{\varphi}{\varphi'}$ is convex.

Proof: From equations (23) and (24), we have the distribution functions of $X_{n:n}$ and $Y_{n:n}$ $F_2(x) = \varphi(\sum_{i=1}^n \phi(F_{X_i}(x)))$ and $G_2(x) = \varphi(n\phi(F_{Y_1}(x)))$, respectively, where $F_{X_i}(x) = \frac{F(x)}{\alpha_i + \bar{\alpha}_i F(x)}$ and $F_{Y_1}(x) = \frac{F(x)}{\alpha + \bar{\alpha} F(x)}$, $x \in \mathbb{R}$. The respective pdfs of $X_{n:n}$ and $Y_{n:n}$ are given by

$$\begin{aligned} f_2(x) &= \varphi' \left(\sum_{i=1}^n \phi(F_{X_i}(x)) \right) \sum_{i=1}^n \frac{\varphi(\phi(F_{X_i}(x)))}{\varphi'(\phi(F_{X_i}(x)))} \frac{\alpha_i \tilde{r}(x)}{\alpha_i + \bar{\alpha}_i F(x)}, \\ g_2(x) &= n\varphi'(n\phi(F_{Y_1}(x))) \cdot \frac{\alpha \tilde{r}(x)}{\alpha + \bar{\alpha} F(x)} \cdot \frac{\varphi(\phi(F_{Y_1}(x)))}{\varphi'(\phi(F_{Y_1}(x)))}, \end{aligned} \quad (25)$$

We have

$$G_2^{-1}(x) = F^{-1} \left(\frac{\alpha \varphi\left(\frac{1}{n} \phi(x)\right)}{1 - \bar{\alpha} \varphi\left(\frac{1}{n} \phi(x)\right)} \right),$$

and hence

$$G_2^{-1}(F_2(x)) = F^{-1} \left(\frac{\alpha \varphi\left(\frac{1}{n} \sum_{i=1}^n \phi(F_{X_i}(x))\right)}{1 - \bar{\alpha} \varphi\left(\frac{1}{n} \sum_{i=1}^n \phi(F_{X_i}(x))\right)} \right) = F^{-1}(\beta(x)), \quad (26)$$

where $\beta(x) = \frac{\alpha \varphi\left(\frac{1}{n} \sum_{i=1}^n \phi(F_{X_i}(x))\right)}{1 - \bar{\alpha} \varphi\left(\frac{1}{n} \sum_{i=1}^n \phi(F_{X_i}(x))\right)}$,

$$\begin{aligned} g_2(G_2^{-1}(F_2(x))) &= n\varphi' \left(n\phi \left(\frac{\beta(x)}{\alpha + \bar{\alpha} \beta(x)} \right) \right) \cdot \frac{\alpha \tilde{r}(\bar{F}^{-1}(\beta(x)))}{\alpha + \bar{\alpha} \beta(x)} \cdot \frac{\varphi \left(\phi \left(\frac{\beta(x)}{\alpha + \bar{\alpha} \beta(x)} \right) \right)}{\varphi' \left(\phi \left(\frac{\beta(x)}{\alpha + \bar{\alpha} \beta(x)} \right) \right)} \\ &= n\varphi' \left(\sum_{i=1}^n \phi(F_{X_i}(x)) \right) \cdot \frac{\varphi \left(\frac{1}{n} \sum_{i=1}^n \phi(F_{X_i}(x)) \right)}{\varphi' \left(\frac{1}{n} \sum_{i=1}^n \phi(F_{X_i}(x)) \right)} \\ &\quad \times \left(1 - \bar{\alpha} \varphi \left(\frac{1}{n} \sum_{i=1}^n \phi(F_{X_i}(x)) \right) \right) \cdot \tilde{r}(\bar{F}^{-1}(\beta(x))). \end{aligned} \quad (27)$$

Note that $\alpha_i/(\alpha_i + \bar{\alpha}_i F(x))$ is increasing and concave in α_i . It can be seen that $\phi(F_{X_i}(x))$ is increasing and concave in α_i if φ is log-concave. First we take $\bar{\alpha} \leq 0$. For $\alpha \geq \frac{1}{n} \sum_{i=1}^n \alpha_i$, from

the concavity and increasing property of $\phi(F_{X_i}(x))$ with respect to α_i , we have

$$\phi(F_{Y_1}(x)) \geq \frac{1}{n} \sum_{i=1}^n \phi(F_{X_i}(x)) \quad (28)$$

$$\implies 1 - \bar{\alpha} F_{Y_1}(x) \leq 1 - \bar{\alpha} \varphi \left(\frac{1}{n} \sum_{i=1}^n \phi(F_{X_i}(x)) \right) \quad (29)$$

$$\begin{aligned} \implies 1 - \frac{1}{1 - \bar{\alpha} \varphi \left(\frac{1}{n} \sum_{i=1}^n \phi(F_{X_i}(x)) \right)} &\geq 1 - \frac{1}{1 - \bar{\alpha} F_{Y_1}(x)} \\ \implies \frac{\alpha \varphi \left(\frac{1}{n} \sum_{i=1}^n \phi(F_{X_i}(x)) \right)}{1 - \bar{\alpha} \varphi \left(\frac{1}{n} \sum_{i=1}^n \phi(F_{X_i}(x)) \right)} &\geq \frac{\alpha F_{Y_1}(x)}{1 - \bar{\alpha} F_{Y_1}(x)} \\ \implies \beta(x) &\geq F(x). \end{aligned}$$

Similarly for $\bar{\alpha} \geq 0$, from (28) we have $\beta(x) \geq F(x)$. Thus we have $F^{-1}(\beta(x)) \geq x$. Now if $\tilde{r}(\cdot)$ is increasing then

$$\tilde{r}(F^{-1}(\beta(x))) \geq \tilde{r}(x). \quad (30)$$

Next we take $\bar{\alpha} \geq 0$. As $\varphi(x)$ is decreasing and convex, we have

$$\begin{aligned} \varphi \left(\frac{1}{n} \sum_{i=1}^n \phi(F_{X_i}(x)) \right) &\leq \frac{1}{n} \sum_{i=1}^n \varphi(\phi(F_{X_i}(x))) \\ \implies \bar{\alpha} \varphi \left(\frac{1}{n} \sum_{i=1}^n \phi(F_{X_i}(x)) \right) &\leq \bar{\alpha} \frac{1}{n} \sum_{i=1}^n \frac{F(x)}{\alpha_i + \bar{\alpha}_i F(x)} \quad (31) \\ &= \frac{1}{n} \sum_{i=1}^n \bar{\alpha}_i \cdot \frac{1}{n} \sum_{i=1}^n \frac{F(x)}{\alpha_i + \bar{\alpha}_i F(x)} \\ &\leq \frac{1}{n} \sum_{i=1}^n \frac{\bar{\alpha}_i F(x)}{\alpha_i + \bar{\alpha}_i F(x)} \\ \implies 1 - \bar{\alpha} \varphi \left(\frac{1}{n} \sum_{i=1}^n \phi(F_{X_i}(x)) \right) &\geq 1 - \frac{1}{n} \sum_{i=1}^n \frac{\bar{\alpha}_i F(x)}{\alpha_i + \bar{\alpha}_i F(x)} \\ &= \frac{1}{n} \sum_{i=1}^n \frac{\alpha_i}{\alpha_i + \bar{\alpha}_i F(x)} \end{aligned}$$

Now for $\bar{\alpha} \leq 0$, from (29), we have

$$\begin{aligned} 1 - \bar{\alpha} \varphi \left(\frac{1}{n} \sum_{i=1}^n \phi(F_{X_i}(x)) \right) &\geq \frac{\alpha}{\alpha + \bar{\alpha} F(x)} \\ &\geq \frac{1}{n} \sum_{i=1}^n \frac{\alpha_i}{\alpha_i + \bar{\alpha}_i F(x)}, \quad (32) \end{aligned}$$

where the second inequality follows from the fact that $\frac{\alpha_i}{\alpha_i + \bar{\alpha}_i F(x)}$ is increasing and concave in

α_i .

If $\frac{\varphi}{\varphi'}$ is convex, then we have

$$-\frac{\varphi\left(\frac{1}{n}\sum_{i=1}^n\phi(F_{X_i}(x))\right)}{\varphi'\left(\frac{1}{n}\sum_{i=1}^n\phi(F_{X_i}(x))\right)} \geq -\frac{1}{n}\sum_{i=1}^n\frac{\varphi(\phi(F_{X_i}(x)))}{\varphi'(\phi(F_{X_i}(x)))}. \quad (33)$$

Thus we have

$$\left(1 - \bar{\alpha}\varphi\left(\frac{1}{n}\sum_{i=1}^n\phi(F_{X_i}(x))\right)\right) \left(-\frac{\varphi\left(\frac{1}{n}\sum_{i=1}^n\phi(F_{X_i}(x))\right)}{\varphi'\left(\frac{1}{n}\sum_{i=1}^n\phi(F_{X_i}(x))\right)}\right) \geq \frac{1}{n}\sum_{i=1}^n\left(-\frac{\varphi(\phi(F_{X_i}(x)))}{\varphi'(\phi(F_{X_i}(x)))}\right) \frac{1}{n}\sum_{i=1}^n\frac{\alpha_i}{\alpha_i + \bar{\alpha}_i F(x)} \quad (34)$$

If φ is log-concave, then $-\frac{\varphi(x)}{\varphi'(x)}$ is decreasing in x , so that $-\frac{\varphi(\phi(F_{X_i}(x)))}{\varphi'(\phi(F_{X_i}(x)))}$ is decreasing in α_i . So by Chebyshev's inequality we have

$$\frac{1}{n}\sum_{i=1}^n\left(-\frac{\varphi(\phi(F_{X_i}(x)))}{\varphi'(\phi(F_{X_i}(x)))}\right) \cdot \frac{1}{n}\sum_{i=1}^n\frac{\alpha_i}{\alpha_i + \bar{\alpha}_i F(x)} \geq \frac{1}{n}\sum_{i=1}^n\left(-\frac{\varphi(\phi(F_{X_i}(x)))}{\varphi'(\phi(F_{X_i}(x)))}\right) \frac{\alpha_i}{\alpha_i + \bar{\alpha}_i F(x)} \quad (35)$$

From (30), (34), (35) and the fact that the common factor $\varphi'(\sum_{i=1}^n\phi(F_{X_i}(x)))$ in (25) and (27) is negative, we have $g_2(G_2^{-1}(F_2(x))) \geq f_2(x)$ for all $x \in \mathbb{R}$. Hence the theorem follows. \square

Remark 3.1 A random variable having support $[0, \infty)$ cannot be IRHR, however, a distribution function with finite support or the support of the form $(-\infty, b]$, $0 \leq b < \infty$, can be IRHR. For example, the following distribution functions are IRHR:

- (i) $F(x) = e^{-(\lambda x)^\beta}$, $\lambda > 0$, $\beta \leq 1$ for $x \in (-\infty, 0]$.
- (ii) $F(x) = \left(\frac{bq - \mu + x(1-q)}{b - \mu}\right)^{q/(1-q)}$, $q > 1$ for $x \in (-\infty, b]$.

It is to be also noted that Archimedean copula with generator $\psi(x) = [1 + (2^{-\theta} - 1)e^{-x}]^{-1/\theta} - 1$, where $\theta \in (-\infty, 0)$ satisfies the condition that φ is log-concave and $\frac{\varphi}{\varphi'}$ is convex.

It is of interest to know whether in case of Theorem 3.1 we can establish dispersive ordering when baseline distribution is DRHR. The following counterexample shows that with these conditions, we cannot establish dispersive ordering even in case of samples from independent r.v.'s.

Counterexample 3.1 Consider maximums of two samples, one having four independent and heterogeneous r.v.'s, and another having four independent and homogeneous r.v.'s with respective distribution functions $F_2(x) = \prod_{i=1}^4 \left(\frac{F(x)}{1 - \bar{\alpha}_i F(x)}\right)$ and $G_2(x) = \left(\frac{F(x)}{1 - \bar{\alpha} F(x)}\right)^4$, where $\alpha_1 = 0.9$, $\alpha_2 = 0.95$, $\alpha_3 = 27$, $\alpha_4 = 37$, $\alpha = (\alpha_1 + \alpha_2 + \alpha_3 + \alpha_4)/4 = 16.4625$, and $F(x) = 1 - e^{-(5x)^{0.5}}$, so that the baseline distribution is DRHR. We obtain

$$f_2(x) = \left(\sum_{i=1}^4 \frac{\alpha_i \tilde{r}(x)}{\alpha_i + \bar{\alpha}_i F(x)}\right) \prod_{i=1}^4 \left(\frac{F(x)}{\alpha_i + \bar{\alpha}_i F(x)}\right)$$

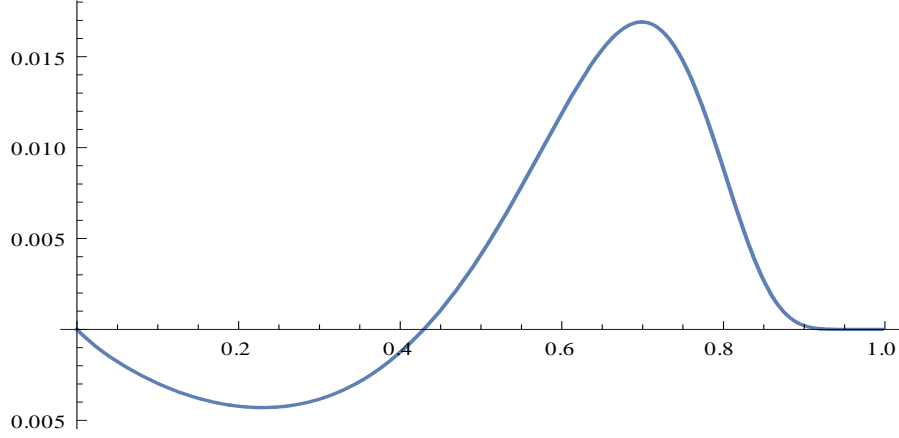


Figure 3: Plot of $g_2(G_2^{-1}(F_2(x))) - f_2(x)$ for $x = t/(1-t)$, $t \in [0, 1]$ when baseline distribution is DRHR.

and

$$g_2(G_2^{-1}(F_2(x))) = 4 \left(\prod_{i=1}^4 F_{X_i}(x) \right) \left(1 - \bar{\alpha} \prod_{i=1}^4 (F_{X_i}(x))^{1/n} \right) \tilde{r}(F^{-1}(\beta(x))),$$

where $\beta(x) = \frac{\alpha(\prod_{i=1}^4 F_{X_i}(x))^{1/4}}{1 - \bar{\alpha}(\prod_{i=1}^4 F_{X_i}(x))^{1/4}}$.

We plot $g_2(G_2^{-1}(F_2(x))) - f_2(x)$ by substituting $x = t/(1-t)$, so that for $x \in [0, \infty)$, we have $t \in [0, 1)$, as shown in Figure 3. It is observed from Figure 3 that $g_2(G_2^{-1}(F_2(x))) - f_2(x) \not\leq 0$ and also $g_2(G_2^{-1}(F_2(x))) - f_2(x) \not\geq 0$.

The following theorem compare the maximums of two samples, both from n dependent homogeneous r.v.'s following the PO model and with different Archimedean copulas.

Theorem 3.2 Suppose $X \sim PO(\bar{F}, \alpha \mathbf{1}, \varphi_1)$ and $Y \sim PO(\bar{F}, \alpha \mathbf{1}, \varphi_2)$. Then $X_{n:n} \geq_{disp} Y_{n:n}$ if baseline distribution is IRHR, $\varphi_1(\phi_1(w)/n)/\varphi_2(\phi_2(w)/n)$ is increasing in w , and $\alpha \geq 1$.

Proof: The distribution functions of $X_{n:n}$ and $Y_{n:n}$ are $G_1(x) = \varphi_1(n\phi_1(F_{X_1}(x)))$ and $G_2(x) = \varphi_2(n\phi_2(F_{X_1}(x)))$, respectively, where $F_{X_1}(x) = \frac{F(x)}{\alpha + \bar{\alpha}F(x)}$, $x \in \mathbb{R}$. We have the pdfs of $X_{n:n}$ and $Y_{n:n}$ are

$$g_1(x) = n\varphi_1'(n\phi_1(F_{X_1}(x))) \cdot \frac{\alpha\tilde{r}(x)}{\alpha + \bar{\alpha}F(x)} \cdot \frac{\varphi_1(\phi_1(F_{X_1}(x)))}{\varphi_1'(\phi_1(F_{X_1}(x)))}, \quad (36)$$

and

$$g_2(x) = n\varphi_2'(n\phi_2(F_{X_1}(x))) \cdot \frac{\alpha\tilde{r}(x)}{\alpha + \bar{\alpha}F(x)} \cdot \frac{\varphi_2(\phi_2(F_{X_1}(x)))}{\varphi_2'(\phi_2(F_{X_1}(x)))},$$

respectively. We get

$$G_2^{-1}(G_1(x)) = F^{-1} \left(\frac{\alpha\varphi_2\left(\frac{1}{n}\phi_2\left(\varphi_1\left(n\phi_1\left(F_{X_1}(x)\right)\right)\right)\right)}{1 - \bar{\alpha}\varphi_2\left(\frac{1}{n}\phi_2\left(\varphi_1\left(n\phi_1\left(F_{X_1}(x)\right)\right)\right)\right)} \right) = F^{-1}(\zeta(x)) \text{ (say)}, \quad (37)$$

$$\begin{aligned}
g_2(G_2^{-1}(G_1(x))) &= n\varphi_2'(\phi_2(\varphi_1(n\phi_1(F_{X_1}(x)))) \cdot \frac{\varphi_2(\frac{1}{n}\phi_2(\varphi_1(n\phi_1(F_{X_1}(x))))}{\varphi_2'(\frac{1}{n}\phi_2(\varphi_1(n\phi_1(F_{X_1}(x))))}) \cdot \tilde{r}(F^{-1}(\zeta(x))) \cdot \\
&\quad \times \left(1 - \bar{\alpha}\varphi_2\left(\frac{1}{n}\phi_2(\varphi_1(n\phi_1(F_{X_1}(x))))\right)\right). \tag{38}
\end{aligned}$$

From Lemma 3.9 of Fang et al. (2016), for increasing $\varphi_1(\phi_1(w)/n)/\varphi_2(\phi_2(w)/n)$ we have $\varphi_2(n\phi_2(F_{X_1}(x))) \leq \varphi_1(n\phi_1(F_{X_1}(x)))$, which implies $F_{X_1}(x) \leq \varphi_2(\frac{1}{n}\phi_2(\varphi_1(n\phi_1(F_{X_1}(x))))$. Again from this we get $F(x) \leq \zeta(x)$ which implies $F^{-1}(\zeta(x)) \geq x$. Thus if $\tilde{r}(\cdot)$ is increasing then

$$\tilde{r}(F^{-1}(\zeta(x))) \geq \tilde{r}(x). \tag{39}$$

Also for $\bar{\alpha} \leq 0$, $\varphi_2(\frac{1}{n}\phi_2(\varphi_1(n\phi_1(F_{X_1}(x)))) \geq F_{X_1}(x)$ implies

$$1 - \bar{\alpha}\varphi_2\left(\frac{1}{n}\phi_2(\varphi_1(n\phi_1(F_{X_1}(x))))\right) \geq \frac{\alpha}{\alpha + \bar{\alpha}\bar{F}(x)}. \tag{40}$$

Again from Lemma 3.9 of Fang et al. (2016) by substituting $w = \varphi_1(n\phi_1(F_{X_1}(x)))$ in increasing $\varphi_1(\phi_1(w)/n)/\varphi_2(\phi_2(w)/n)$, we get

$$\frac{\varphi_2'(\phi_2(\varphi_1(n\phi_1(F_{X_1}(x)))) \varphi_2(\frac{1}{n}\phi_2(\varphi_1(n\phi_1(F_{X_1}(x))))}{\varphi_2'(\frac{1}{n}\phi_2(\varphi_1(n\phi_1(F_{X_1}(x))))}) \geq \frac{\varphi_1'(n\phi_1(F_{X_1}(x))) \varphi_1(\phi_1(F_{X_1}(x)))}{\varphi_1'(\phi_1(F_{X_1}(x)))}. \tag{41}$$

Now using (39), (40) and (41), we have $g_2(G_2^{-1}(G_1(x))) \geq g_1(x)$ for all $x \in \mathbb{R}$. This completes the proof. \square

Remark 3.2 It is to be noted that Archimedean copula with generators

- (i) $\varphi_1(x) = e^{1-(1+x)^{1/\theta_1}}$, $\theta_1 \in (0, \infty)$ and $\varphi_2(x) = e^{\frac{(1-e^x)}{\theta_2}}$, $\theta_2 \in (0, 1)$,
- (ii) $\varphi_1(x) = e^{\frac{1}{\theta_1(1-e^x)}}$ and $\varphi_2(x) = e^{\frac{1}{\theta_2(1-e^x)}}$, for $0 < \theta_2 < \theta_1 < 1$,

satisfy the condition that $\varphi_1(\phi_1(w)/n)/\varphi_2(\phi_2(w)/n)$ is increasing in w for all $n \in \mathbb{Z}$.

The following corollary follows from Theorems 3.1 and 3.2. This corollary compares the minimum of two samples, one from n dependent heterogeneous r.v.'s following the PO model and another from n dependent homogeneous r.v.'s following the PO model and with different Archimedean copulas.

Corollary 3.1 Suppose $X \sim PO(\bar{F}, \alpha, \varphi_1)$ and $Y \sim PO(\bar{F}, \alpha \mathbf{1}, \varphi_2)$. Then for $\alpha \geq \frac{1}{n} \sum_{i=1}^n \alpha_i$, $X_{n:n} \geq_{disp} Y_{n:n}$ if the baseline distribution is IRHR, φ_1 is log-concave, $\frac{\varphi_1}{\varphi_1'}$ is convex, $\varphi_1(\phi_1(w)/n)/\varphi_2(\phi_2(w)/n)$ is increasing in w , and $\alpha \geq 1$.

The following theorem compares the minimum of two samples, one from n dependent heterogeneous r.v.'s following the PO model and another from n dependent homogeneous r.v.'s following the PO model, in terms of star order.

Theorem 3.3 Suppose $X \sim PO(\bar{F}, \alpha, \varphi)$ and $Y \sim PO(\bar{F}, \alpha \mathbf{1}, \varphi)$. Then for $\alpha \geq \frac{1}{n} \sum_{i=1}^n \alpha_i$, $X_{n:n} \geq_* Y_{n:n}$ if $x\tilde{r}(x)$ is increasing in x , φ is log-concave, $\frac{\varphi}{\varphi'}$ is convex.

Proof: Using equations (25), (26) and (27), we have

$$\begin{aligned}
& x^2 \frac{d}{dx} \left(\frac{G_2^{-1}(F_2(x))}{x} \right) \\
&= x \frac{d}{dx} (G_2^{-1}(F_2(x))) - G_2^{-1}(F_2(x)) \\
&= x \frac{f_2(x)}{g_2(G_2^{-1}(F_2(x)))} - G_2^{-1}(F_2(x)) \\
&= \frac{x\tilde{r}(x) \frac{1}{n} \sum_{i=1}^n \frac{\varphi(\phi(F_{X_i}(x)))}{\varphi'(\phi(F_{X_i}(x)))} \frac{\alpha_i}{\alpha_i + \bar{\alpha}_i F(x)}}{\tilde{r}(F^{-1}(\beta(x))) \frac{\varphi(\frac{1}{n} \sum_{i=1}^n \phi(F_{X_i}(x)))}{\varphi'(\frac{1}{n} \sum_{i=1}^n \phi(F_{X_i}(x)))} \cdot (1 - \bar{\alpha} \varphi(\frac{1}{n} \sum_{i=1}^n \phi(F_{X_i}(x))))} - F^{-1}(\beta(x)). \quad (42)
\end{aligned}$$

In Theorem 3.1, we have already proved that

$$F^{-1}(\beta(x)) \geq x. \quad (43)$$

Now, if $x\tilde{r}(x)$ is increasing in x , then we have from (43), $x\tilde{r}(x) \leq F^{-1}(\beta(x))\tilde{r}(F^{-1}(\beta(x)))$, that is

$$\frac{x\tilde{r}(x)}{\tilde{r}(F^{-1}(\beta(x)))} \leq F^{-1}(\beta(x)). \quad (44)$$

According to the equations (34) and (35) of theorem 3.2, we have

$$\frac{\frac{1}{n} \sum_{i=1}^n \left(-\frac{\varphi(\phi(F_{X_i}(x)))}{\varphi'(\phi(F_{X_i}(x)))} \right) \frac{\alpha_i}{\alpha_i + \bar{\alpha}_i F(x)}}{(1 - \bar{\alpha} \varphi(\frac{1}{n} \sum_{i=1}^n \phi(F_{X_i}(x)))) \left(-\frac{\varphi(\frac{1}{n} \sum_{i=1}^n \phi(F_{X_i}(x)))}{\varphi'(\frac{1}{n} \sum_{i=1}^n \phi(F_{X_i}(x)))} \right)} \leq 1. \quad (45)$$

Using (44) and (45), from (42) we get

$$x^2 \frac{d}{dx} \left(\frac{G_2^{-1}(F_2(x))}{x} \right) \leq 0.$$

So, $\frac{G_2^{-1}(F_2(x))}{x}$ is decreasing in $x \geq 0$. Hence $X_{n:n} \geq_* Y_{n:n}$. \square

The following counterexample shows that we cannot establish star ordering as in case of Theorem 3.3 when $x\tilde{r}(x)$ is decreasing or increasing even in case of samples from independent r.v.'s.

Counterexample 3.2 Consider maximums of two samples, one having four independent and heterogeneous r.v.'s, and another having four independent and homogeneous r.v.'s. Consider $\alpha_1 = 5, \alpha_2 = 15, \alpha_3 = 25, \alpha_4 = 45, \alpha = (\alpha_1 + \alpha_2 + \alpha_3 + \alpha_4)/4 = 45/2$, and $F(x) = 1 - (1+x)^{-0.6}$,

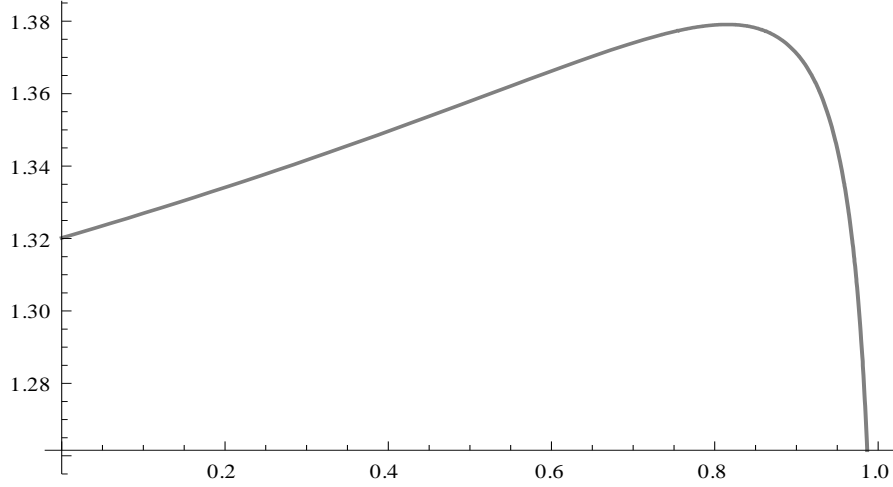


Figure 4: Plot of $G_2^{-1}(F_2(x))/x$ for $x = t/(1-t)$, $t \in [0, 1]$

so that $x\tilde{r}(x)$ is decreasing. We plot $G_2^{-1}(F_2(x))/x$ by substituting $x = t/(1-t)$, so that for $x \in [0, \infty)$, we have $t \in [0, 1)$. We obtain

$$G_2^{-1}(F_2(x)) = F^{-1} \left(\frac{\alpha \left(\prod_{i=1}^4 F_{X_i}(x) \right)^{1/4}}{1 - \bar{\alpha} \left(\prod_{i=1}^4 F_{X_i}(x) \right)^{1/4}} \right).$$

From the Figure 4, we observe that $G_2^{-1}(F_2(x))/x$ is neither increasing nor decreasing.

The following theorem compare the minimums of two samples, both from n dependent homogeneous r.v.'s following the PO model and with different Archimedean copulas.

Theorem 3.4 Suppose $X \sim PO(\bar{F}, \alpha \mathbf{1}, \varphi_1)$ and $Y \sim PO(\bar{F}, \alpha \mathbf{1}, \varphi_2)$. Then for $\alpha \geq \frac{1}{n} \sum_{i=1}^n \alpha_i$, $X_{n:n} \geq_* Y_{n:n}$ if $x\tilde{r}(x)$ is increasing in x , $\varphi_1(\phi_1(w)/n)/\varphi_2(\phi_2(w)/n)$ is increasing in w , and $\alpha \geq 1$.

Proof: The proof can be done using the results of proof of Theorem 3.2 in the same line as of Theorem 3.3, and hence omitted.

The following corollary follows from Theorems 3.3 and 3.4.

Corollary 3.2 Suppose $X \sim PO(\bar{F}, \alpha, \varphi_1)$ and $Y \sim PO(\bar{F}, \alpha \mathbf{1}, \varphi_2)$. Then for $\alpha \geq \frac{1}{n} \sum_{i=1}^n \alpha_i$, $X_{n:n} \geq_* Y_{n:n}$ if $x\tilde{r}(x)$ is increasing in x , φ_1 is log-concave, $\frac{\varphi_1'}{\varphi_1}$ is convex, $\varphi_1(\phi_1(w)/n)/\varphi_2(\phi_2(w)/n)$ is increasing in w , and $\alpha \geq 1$.

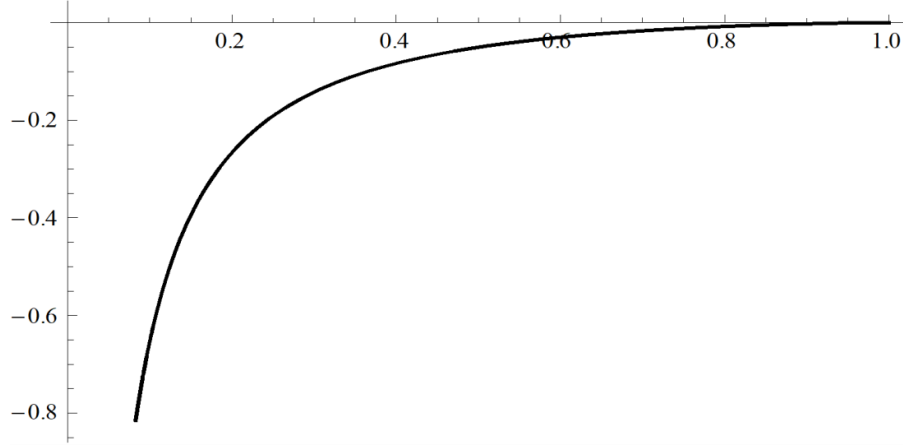


Figure 5: Plot of $g_1(G_1^{-1}(F_1(x))) - f_1(x)$ for $x = t/(1-t)$, $t \in [0, 1]$ when baseline distribution is DFR.

4 Examples

Here we demonstrate some of the proposed results numerically. The first example illustrates the result of Theorem 2.1.

Example 4.1 Consider the minimums of two samples, one from three dependent and heterogeneous r.v.'s, and another from three dependent and homogeneous r.v.'s, with respective distribution functions $F_1(x) = 1 - \varphi\left(\sum_{i=1}^3 \phi\left(\frac{\alpha_i \bar{F}(x)}{1 - \bar{\alpha}_i F(x)}\right)\right)$ and $G_1(x) = 1 - \varphi\left(3\phi\left(\frac{\alpha \bar{F}(x)}{1 - \bar{\alpha} F(x)}\right)\right)$, where $\alpha_1 = 0.34$, $\alpha_2 = 0.65$, $\alpha_3 = 1.23$, $\alpha = 0.88 > 0.74 = (\alpha_1 + \alpha_2 + \alpha_3)/3$, and $\bar{F}(x) = e^{-x^{0.3}}$, so that the baseline distribution is DFR. We take $\varphi(x) = a/\log(x + e^a)$, $a \in (0, \infty)$ (4.2.19, Nelsen (2007)) which satisfies all the conditions of Theorem 2.1. For this example we take $a = 5$. We plot $g_1(G_1^{-1}(F_1(x))) - f_1(x)$ by substituting $x = t/(1-t)$, so that for $x \in [0, \infty)$, we have $t \in [0, 1)$. The plot is shown in Figure 5 and we observe from the plot that $g_1(G_1^{-1}(F_1(x))) \leq f_1(x)$. Thus $X_{1:3} \leq_{disp} Y_{1:3}$.

The following example illustrates the result of Theorem 2.3.

Example 4.2 Consider the minimums of two samples, one from four dependent and heterogeneous r.v.'s, and another from four dependent and homogeneous r.v.'s. Consider $\alpha_1 = 0.24$, $\alpha_2 = 0.45$, $\alpha_3 = 0.57$, $\alpha_4 = 1.23$, $\alpha = 0.73 > (\alpha_1 + \alpha_2 + \alpha_3 + \alpha_4)/4 = 0.6225$, and $\bar{F}(x) = 1/\sqrt{x}$, $x \in [1, \infty)$ so that $x\bar{r}(x)$ is constant. We take $\varphi(x) = a/\log(x + e^a)$, $a \in (0, \infty)$ which satisfies all the conditions of Theorem 2.3. For this example we take $a = 7$. We plot $(G_1^{-1}(F_1(x))/x)'$ by substituting $x = 1/t$, so that for $x \in [1, \infty)$, we have $t \in (0, 1]$, as shown in Figure 6. From the figure, we observe that $G_1^{-1}(F_1(x))/x$ is increasing. Thus $X_{1:4} \leq_{\star} Y_{1:4}$.

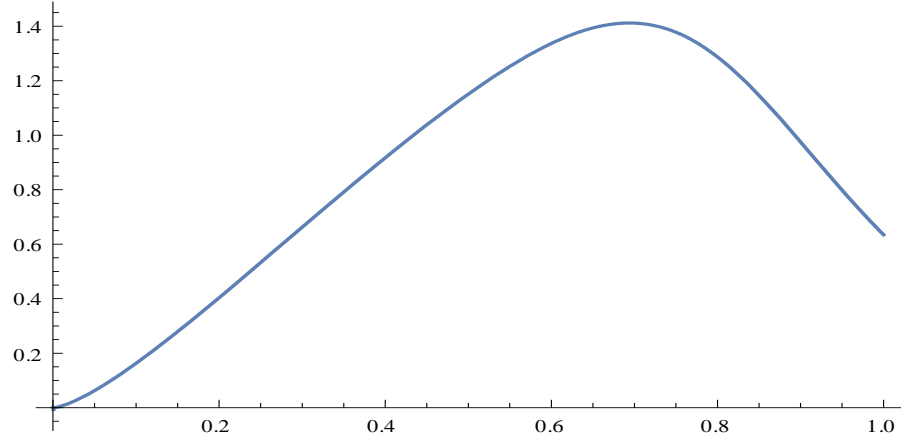


Figure 6: Plot of $(G_1^{-1}(F_1(x))/x)'$ for $x = 1/t$, $t \in [0, 1]$ when $xr(x)$ is decreasing.

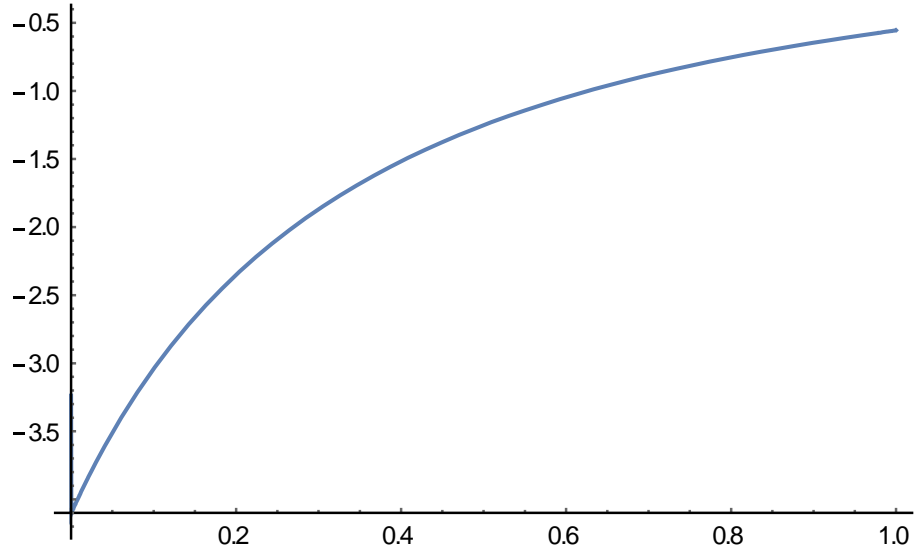


Figure 7: Plot of $(G_2^{-1}(F_2(x))/x)'$, $x \in [0, 1]$

The following example illustrates the result of Theorem 3.3.

Example 4.3 Consider the maximums of two samples, one from three dependent and heterogeneous r.v.'s, and another from three dependent and homogeneous r.v.'s. Consider $\alpha_1 = 0.5$, $\alpha_2 = 0.8$, $\alpha_3 = 1.7$, $\alpha = 1.6 > (\alpha_1 + \alpha_2 + \alpha_3)/3 = 1$, and $F(x) = (e^x - 1)/(e - 1)$, $x \in [0, 1]$ so that $x\tilde{r}(x)$ is decreasing. We take Archimedean copula with generator $\psi(x) = [1 + (2^{-\theta} - 1)e^{-x}]^{-1/\theta} - 1$, with $\theta = 5$ (4.2.17, Nelsen (2007)) which satisfies all the conditions of Theorem 3.3. We plot $(G_2^{-1}(F_2(x))/x)'$ in Figure 7. It is observed from the figure that $G_2^{-1}(F_2(x))/x$ is decreasing. Thus $X_{3:3} \geq_\star Y_{3:3}$.

5 Conclusion

In this work, we considered the dispersive and the star orders between both maximums and minimums of samples following the PO model and coupled with Archimedean copula. The results are illustrated with numerical examples. Comparing extreme order statistics by means of some other variability orders or skewness orders like the excess wealth order, convex transform order and the Lorenz orders will be considered in future research.

References

- Barlow, R. and F. Proschan (1981). *Statistical Theory of Reliability and Life-Testing*. Silver Spring, MD.
- Bennett, S. (1983). Analysis of survival data by the proportional odds model. *Statistics in medicine* 2(2), 273–277.
- Collett, D. (2015). *Modelling survival data in medical research*. CRC press.
- Cordeiro, G. M., A. J. Lemonte, and E. M. Ortega (2014). The marshall-olkin family of distributions: Mathematical properties and new models. *Journal of Statistical Theory and Practice* 8(2), 343–366.
- Ding, W., J. Yang, and X. Ling (2017). On the skewness of extreme order statistics from heterogeneous samples. *Communications in Statistics - Theory and Methods* 46(5), 2315–2331.
- Fang, R., C. Li, and X. Li (2016). Stochastic comparisons on sample extremes of dependent and heterogenous observations. *Statistics* 50(4), 930–955.
- Fang, R., C. Li, and X. Li (2018). Ordering results on extremes of scaled random variables with dependence and proportional hazards. *Statistics* 52(2), 458–478.

- Jeon, J., S. Kochar, and C. G. Park (2006). Dispersive ordering—some applications and examples. *Statistical Papers* 47(2), 227–247.
- Kirmani, S. and R. C. Gupta (2001). On the proportional odds model in survival analysis. *Annals of the Institute of Statistical Mathematics* 53(2), 203–216.
- Kochar, S. (2012). Stochastic comparisons of order statistics and spacings: a review. *International Scholarly Research Notices* 2012.
- Kochar, S. and M. Xu (2011). On the skewness of order statistics in multiple-outlier models. *Journal of Applied Probability* 48(1), 271–284.
- Kochar, S. and M. Xu (2014). On the skewness of order statistics with applications. *Annals of Operations Research* 212(1), 127–138.
- Kundu, P., N. K. Hazra, and A. K. Nanda (2020). Reliability study of series and parallel systems of heterogeneous component lifetimes following proportional odds model. *Statistics* 54(2), 375–401.
- Kundu, P. and A. K. Nanda (2018). Reliability study of proportional odds family of discrete distributions. *Communications in Statistics-Theory and Methods* 47(5), 1091–1103.
- Li, C., R. Fang, and X. Li (2016). Stochastic comparisons of order statistics from scaled and interdependent random variables. *Metrika* 79(5), 553–578.
- Li, X. and R. Fang (2015). Ordering properties of order statistics from random variables of archimedean copulas with applications. *Journal of Multivariate Analysis* 133, 304–320.
- Lu, W. and H. H. Zhang (2007). Variable selection for proportional odds model. *Statistics in medicine* 26(20), 3771–3781.
- Marshall, A. W. and I. Olkin (1997). A new method for adding a parameter to a family of distributions with application to the exponential and weibull families. *Biometrika* 84(3), 641–652.
- Nadeb, H., H. Torabi, and A. Dolati (2020). Stochastic comparisons between the extreme claim amounts from two heterogeneous portfolios in the case of transmuted-g model. *North American Actuarial Journal* 24(3), 475–487.
- Nanda, A. K. and S. Das (2012). Stochastic orders of the marshall–olkin extended distribution. *Statistics & Probability Letters* 82(2), 295–302.
- Nelsen, R. B. (2007). *An introduction to copulas*. Springer Science & Business Media.

- Panja, A., P. Kundu, and B. Pradhan (2020). Stochastic comparisons of lifetimes of series and parallel systems with dependent and heterogeneous components. *Operations Research Letters*.
- Righter, R., M. Shaked, and J. G. Shanthikumar (2009). Intrinsic aging and classes of non-parametric distributions. *Probability in the Engineering and Informational Sciences* 23(4), 563.
- Rossini, A. and A. Tsiatis (1996). A semiparametric proportional odds regression model for the analysis of current status data. *Journal of the American Statistical Association* 91(434), 713–721.
- Shaked, M. and J. G. Shanthikumar (2007). *Stochastic orders*. Springer Science & Business Media.
- Wu, J., M. Wang, and X. Li (2020). Convex transform order of the maximum of independent weibull random variables. *Statistics & Probability Letters* 156, 108597.
- Xu, M. and N. Balakrishnan (2012). On the sample ranges from heterogeneous exponential variables. *Journal of Multivariate Analysis* 109, 1–9.
- Zhang, Y., X. Cai, P. Zhao, and H. Wang (2019). Stochastic comparisons of parallel and series systems with heterogeneous resilience-scaled components. *Statistics* 53(1), 126–147.
- Zhang, Y., W. Ding, and P. Zhao (2020). On variability of series and parallel systems with heterogeneous components. *Probability in the Engineering and Informational Sciences* 34(4), 626–645.