

# Feature Interaction based Neural Network for Click-Through Rate Prediction

Dafang Zou, Leiming Zhang, Jiafa Mao, Weiguo Sheng, *Member, IEEE*

**Abstract**—Click-Through Rate (CTR) prediction is one of the most important and challenging in calculating advertisements and recommendation systems. To build a machine learning system with these data, it is important to properly model the interaction among features. However, many current works calculate the feature interactions in a simple way such as inner product and element-wise product. This paper aims to fully utilize the information between features and improve the performance of deep neural networks in the CTR prediction task. In this paper, we propose a Feature Interaction based Neural Network (FINN) which is able to model feature interaction via a 3-dimension relation tensor. FINN provides representations for the feature interactions on the the bottom layer and the non-linearity of neural network in modelling higher-order feature interactions. We evaluate our models on CTR prediction tasks compared with classical baselines and show that our deep FINN model outperforms other state-of-the-art deep models such as PNN and DeepFM. Evaluation results demonstrate that feature interaction contains significant information for better CTR prediction. It also indicates that our models can effectively learn the feature interactions, and achieve better performances in real-world datasets.

**Index Terms**—Click-Through Rate, Neural Network, journal, Feature Interaction, paper, template.

## I. INTRODUCTION

**M**ANY industrial applications such as Online advertising [1], [2], recommender system [3], and web search [4], [5] are Cost per Click(CPC) for most of Internet companies. In the CPC advertising system, the RankScore of advertisements is generally determined by the product of bid price and measurement of advertising items [6]. In advertising systems, click-through rate (CTR) prediction is generally used as a measure of advertising items.

$$\text{RankScore} = \text{bid} \times \text{CTR} \quad (1)$$

Therefore, Correctly predicting CTR of ads is a prerequisite for ensuring revenue and user experience. The CTR prediction problem is a typical supervised machine learning problem whose goal is to accurately predict the probability of users behavior under the premise of a given advertising item, user and query context. The features of this supervised learning problem are denoted as  $x$ , and the target is denoted as  $y$ . By collecting online advertisements and click logs, we can obtain a large number of labeled samples  $(x_i, y_i)$  as training data for supervised learning. We use a parametric  $w$  to model this probability:

$$\text{CTR} = \text{Probability}(\text{click}|\text{AD}, \text{User}, \text{Query}) = f(x, w) \quad (2)$$

This supervised learning is an optimization problem where the search a proper  $w$  minimizes the objective loss function  $L(y, f(x, w))$ . The negative Log-Likelihood function is generally used as the loss function in the CTR prediction problem. Many classical machine learning models, including logistic regression (LR) [7], Bayesian models [8], polynomial-2 (Poly2) [9], gradient boosting decision tree [10], [11], [12], tensor-based models [13], and factorization machines (FM) [14], [15], [16], [17], have been proposed in this field.

In order to improve the fitting ability of complex relationships, in feature engineering, first-order discrete features are often combined in pairs to form higher-order combined features. To build an effective machine learning (ML) model with CTR prediction, it is crucial to model interactions between features. It has been proved in the Kaggle competition that crafting combinatorial features is an effective way for CTR prediction [18], [19], [20], [21]. For example, in the CTR prediction task, the row data has two discrete features: language and type. In order to improve the fitting ability, we can cross feature language={Chinese, English} with type={movie, teleplay} and get a new feature language\_type={Chinese\_movie, Chinese\_teleplay, English\_movie, English\_teleplay}. However, the performance improvement comes with high cost, since it requires a lot of manual feature engineering as well as domain knowledge to crafting effective feature interactions, and the construction process is not universal.

Instead of designing new features manually, another way is to apply machine learning algorithms to learn feature interactions from raw data automatically. Factorization machines (FM) [14], proposed to solve the automatic feature combination problem via inner product of feature embedding vectors, which is regarded as one of the most successful embedding models [22] in this field. Deep neural networks (DNN) have achieved success in image classification [23], [24], [25], natural language processing (NLP) [26], [27] and speech recognition [28] over the past years. DNN can automatically capture feature representations and dependencies for prediction purpose compared with linear models. As a result, several DNN based methods for CTR prediction has been proposed in this field. One challenge of applying DNN in CTR prediction is sparsity. Most of these data (such as user ID, gender and city etc.) in CTR problem are non-contiguous and discrete, which are typically converted to a set of high-dimensional sparse features via the one-hot encoding [29], [30], [31], [9], [18]. For those sparse data, they firstly need to be converted into dense feature embedding vectors before inputting to the neural networks. Besides the transformation for the raw features, we also need to provide representations

for the feature interactions in the neural networks structure because the representing feature interactions is crucial for CTR prediction tasks. Intuitively, we can directly utilize the feature interactions vector to represent interactions of two features. However, the direct representation of two features usually leads to little sufficient value whose parameters cannot obtain adequate training since row data are sparse. Therefore, we could utilize two feature embedding vectors to calculate feature interactions, such as inner [14], [21] and element-wise product [32], [33].

In this work, we propose a novel model for CTR prediction named Feature Interaction based Neural Network (FINN), which enhances DNNs by modelling 2-order feature interactions after feature embedding. By employing a new feature interaction operation in neural network modelling, We have improved the ability of neural networks to learn feature cross information. In order to improve performance further, we also deepen the shallow model combining a classical deep neural network(DNN) component, modelling higher-order and nonlinear feature interactions effectively to improve expressiveness. In contrast to traditional methods that simply perform inner product or element-wise on embedding vectors to model feature interaction in the low level, our proposed feature mechanism encodes more informative feature interactions, greatly facilitating the following deep layers to learn meaningful information. We conduct extensive experiments on two real-world datasets and show that our model out-performs other models such as factorization machine(FM) and the other state-of-the-art deep models such as PNN and DeepFM.

The remainder of the paper is organized as follows. Related works are introduced in Section 2. The model details are described in Section 3. Section 4 exhibit-its experiments analysis. Finally, we conclude the paper in Section 5.

## II. RELATED WORK

Many methods have been proposed to process high dimensional sparse data in literature. The section will review word embedding and neural network based methods, which are related to our work.

### A. Shallow Methods

Logistic regression (LR) [34] is a linear model, which is a widely used model in CTR task. Its corresponding optimization problem has very good properties, which is an unconstrained convex optimization problem with a globally unique optimal solution. It supports large-scale features and can quickly converge to the optimal solution through the commonly used gradient descent method. The interpretability of the logistic regression model is very good. Through the weights corresponding to the features, we can analyze the importance of each feature and their influence on the click rate. However, its expression ability is relatively weak as a linear model, and improve the expression ability of the model through a large number of feature engineering, such as feature combination.

Factorization machine(FM) [14] proposed to learn the feature interactions using inner product, which is one of the most successful CTR model.

$$\hat{y}_{FM}(x) = w_0 + \sum_{i=1}^n w_i x_i + \sum_{i=1}^n \sum_{j=i+1}^n \langle v_i, v_j \rangle \cdot x_i x_j \quad (3)$$

where  $w_0 \in R$  is the global bias,  $w_i \in R$  is the weight of  $i$ -th feature,  $v_i \in R^k$  is  $k$ -dimensional vector, and  $\langle v_i, v_j \rangle$  defines inner product. FM performs well on large sparse data, and it has a low time complexity. Compared with the FM model, the Field-aware factorization machine (FFM) [16], [17] introduces the concept of field. In FM, feature  $i$  using the same vector makes interactions with other features, while in FFM, feature  $i$  using different vectors makes interactions with features of different fields, which further improves expressiveness of the model. However, FFM was limited by the need of large memory and cannot easily be applied in real CTR task.

### B. Neural Network based Methods

Deep learning has achieved great success in many research fields such as computer vision [35], [36] and natural language processing [37]. As a result, many deep learning based CTR models have also been proposed in recent years [38], [39], [40]. How to effectively model the feature interactions is the key factor for most of these neural network based models.

In traditional DNN model, the input of network is usually dense and numerical, while the case of CTR task data whose dimension could over one million after one-hot encoding is not directly applicable. To deal with such an issue, factorization machine supported neural networks (FNN) has also been proposed, which combines an embedding layer pretrained by FM to convert sparse features to a low dimension and dense space and a DNN component to capture high-order feature interactions [22]. To strengthen models capacity of feature interactions, product-based neural network (PNN) [21] and its extension product-network in network (PIN) [41] introduces product operations performed on the embedding layer before applying full-connected DNN. Wide & Deep model trains both the shallow component and deep component [42] at same time. The shallow component based on linear model such LR has the benefits of memorization for low order features while the deep component based on DNN improves the generalization of model. However, features of the linear component used directly for final prediction require manual design to ensure a good result in the Wide & Deep. Therefore, the DeepFM [43] tries to replace the linear part of wide & deep model with FM to learn feature interactions and avoid manual feature engineering and employ the same feature embedding vectors between the shallow component and DNN. Similarly, deepFM jointly train the FM part and the DNN part, which is regarded as one state-of-the-art model. As for neural factorization machines (NFM) [32], it is an approach used DNN to improve FM. As mentioned, FM models the same weights of feature interactions over to the CTR result prediction. Supposing the contribution of each feature interactions to CTR prediction result is different, attention

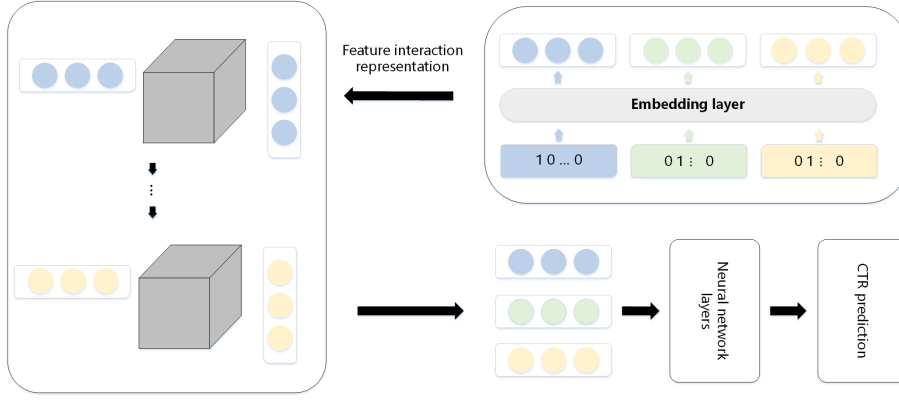


Fig. 1. Architecture of our model. Note: Yellow square denotes input by employing the one-hot encoding; Letter ‘e’ denotes  $k$ -dimension embedding vector; Symbol ‘ $\times$ ’ denotes element-wise product of two vectors; Letter ‘w’ denotes the weighted accumulation.

neural factorization machines (AFM) [33] utilized an attention mechanism originated from Neural Machine Translation (NMT) field [44] to learn the weights of feature interactions. Deep Interest Network (DIN) [6] designs an a local activation unit structure to adaptively capture user diverse interests from historical behaviors.

### III. PROPOSED METHOD

Our methods main purpose is to model the feature interaction representation in a more effective way. To this end, we propose Feature Interaction based Neural Network for CTR prediction tasks.

In this section, we will present the proposed model from the following parts: sparse input layer, embedding layer, Feature-Interaction layer, combination layer, multiple hidden layers and output layer. The architecture of the FINN model as illustrated in Figure 1. The logistic regression part is not shown for clarity purpose. The sparse input layer and embedding layer are the same with DeepFM [43], which adopts a sparse representation for input features and embeds the raw feature input into a dense vector. The following Feature-Interaction layer models second order feature interactions on the original embedding. Subsequently, these cross features are concatenated by a combination layer which merges the outputs of Feature-Interaction layer. At last, we feed the cross features into a deep neural network and the network outputs the prediction score.

#### A. Sparse Input and Embedding layer

Unlike image classification or speech recognition, the input data in CTR task are usually non-contiguous and categorical. To represent for raw input features, they are normally converted to a high-dimensional sparse features via the one-hot encoding. For example,  $user\_id = \{001, 002, \dots\}$ ,  $goods = \{\text{book}, \text{basketball}, \dots\}$  and  $gender = \{\text{male}, \text{female}\}$ . By employing the one-hot encoding, one input instance can be transformed into:

$$\underbrace{[1, 0, 0, 0, \dots, 0]}_{user\_id=001} \quad \underbrace{[0, 1, 0, 0, \dots, 0]}_{goods=book} \quad \underbrace{[0, 1]}_{gender=female}$$

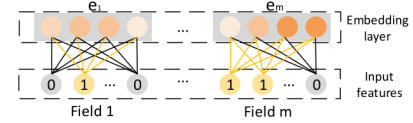


Fig. 2. Architecture of embedding layer. The dimension of embedding vector is 4.

The dimension of above features, especially the user ID and goods type, will become huge after converting. For example, if the number of goods is 550, the dimension of goods feature will increase to 550 after coding, and only one of the 550 values is effective. The sparseness of the coded feature suggest that DNNs is not directly applicable, a solution to utilize the neural network in these case is embed sparse feature into a continuous, dense real-value vector space with a low dimension. The architecture of embedding layer is illustrated in Figure 2. The result of embedding layer is a wide concatenated field embedding vector:

$$E = [e_1, e_2, \dots, e_i, e_m]$$

where  $m$  denotes the number of fields,  $e_i \in R^k$  denotes the embedding vector of  $i$ -th field, and  $k$  is the dimension of embedding vector.

#### B. Feature-Interaction Layer

To improve prediction accuracy for CTR task, it is useful to provide representations for the feature interactions after raw features embedding layer. The Feature-Interaction layer aims to model the second order feature relations in a precise and effective way. Intuitively, we can directly utilize the feature interactions vector  $p_{ij}$  to represent interaction of  $i$ -th feature and  $j$ -th feature. The number of the feature interaction vector is  $n(n-1)/2$ , where  $n$  denotes the number of coded features. However, it is difficult to adequately train the vector  $p_{ij}$  in practical application scenarios where data sparsity is widespread. The reason is that the training of each parameter  $p_{ij}$  requires a large number of samples with non-zero  $x_i$  and  $x_j$ . Because the sample data is inherently sparse, there will be very few samples that satisfy both  $x_i$  and  $x_j$ . Insufficient

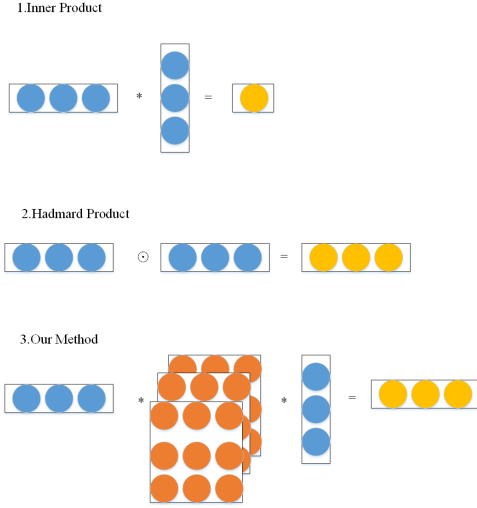


Fig. 3. The different methods to calculate feature interaction.

training samples can easily lead to inaccurate  $p_{ij}$  parameters, which will ultimately seriously affect the performance of the model. To deal with such an issue, one of solutions is using embedding vector  $x$  to calculate the interaction vector  $p$ . Inner product and element-wise product are currently the most classical methods for calculate feature interaction. Shallow models such as FM and FFM commonly employ inner product, deep model such as PNN and NFM widely adopt the element-wise product. The terms of inner product and element-wise product can be respectively defined as:

$$f_{inner}(\varepsilon) = \{(v_i \cdot v_j)x_i x_j\}_{(i,j) \in \mathcal{R}_{\mathcal{X}}} \quad (4)$$

$$f_{element-wise}(\varepsilon) = \{(v_i \odot v_j)x_i x_j\}_{(i,j) \in \mathcal{R}_{\mathcal{X}}} \quad (5)$$

where  $\mathcal{R}_{\mathcal{X}} = \{(i, j)\}_{i \in \mathcal{X}, j \in \mathcal{X}, j > i\}$ ,  $v_i$  is the  $i$ -th embedding vector,  $\cdot$  defines the inner product, and  $\odot$  defines the element-wise product.  $(\cdot)_k$  defines  $k$ -th dimension value of the vector, that is,  $(v_i \odot v_j)_k = v_{ik} v_{jk}$ .

A major problem with inner product and element-wise product methods in interaction representation is that they are too simple to effectively calculate the interactions of feature vectors. Therefore, we propose a method to represent feature interaction vector. We take the  $i$ -th feature vector and the  $j$ -th feature vector as an example, the feature interaction vector  $p_{ij}$  of the two feature vectors can be defined as:

$$p_{ij} = [p_{ij}^1, \dots, p_{ij}^u, \dots, p_{ij}^l] \quad (6)$$

where  $p_{ij}^u$  is the  $u$ -th dimension value of interaction vector,  $l$  is the dimension of interaction vector  $p_{ij}^u$  can be expressed as:

$$p_{ij}^u = v_i \cdot W_u \cdot v_j^T \quad (7)$$

where  $W \in R^{k \times k \times l}$  is the 3-dimensional tensor. Each slice  $W_{u, u \in \{1, 2, \dots, l\}}$  of the tensor  $W$  represents the  $u$ -th relation matrix. Figure 3 shows the representation of different feature interaction methods. Based on the original embedding  $E$ , we get the result of the Feature-Interaction layer, which denotes as  $\{p_1, \dots, p_i, \dots, p_n\}$ .

### C. Deep Network

These interaction vectors  $p$  are concatenated and then feeds into the deep component which is a feed-forward neural network. The definition of result of combination layer is as follows:

$$F_{concat}(p_1, \dots, p_i, \dots, p_n) = [c_1, \dots, c_i, \dots, c_k] \quad (8)$$

The deep network is used to captures high-order interaction between features and generate the model result. Let  $h^{(0)} = [c_1, c_2, \dots, c_n]$  denotes the inputs of the deep network, where  $n$  is the total size of interaction vectors. Formally, the definition of each full-connected neural network layer is as follow:

$$h^{(l)} = \sigma(W^{(l)}h^{(l-1)} + b^{(l)}) \quad (9)$$

where  $l$  is the layer number of deep network and  $\sigma$  is the activation function.  $W_l \in R^{D_{l+1} \times D_l}$ ,  $b^{(l)}$ , and  $h_l \in R^{D_l}$  are the model weight, bias and output, respectively, of the  $l$ -th layer. The deep network is allowed to capture higher-order feature interactions by non-linear activation functions, such as sigmoid, tanh, and ReLU. At last, the output vector of the last neural network layer is generated which is used to calculate the final CTR prediction:

$$y_d = \sigma(W^{|L|+1}h^{|L|} + b^{|L|+1}) \quad (10)$$

where  $|L|$  is the depth of DNN,  $\sigma$  is the sigmoid function, defined as  $\sigma(x) = 1/(1 + e^{-x})$ .

### D. Output Layer and Learning

To summarize, we show the overall formulation of INN models output as:

$$\hat{y} = \sigma(w_0 + \sum_{i=1}^n w_i x_i + y_d) \quad (11)$$

where  $y \in (0, 1)$  is the value of CTR prediction,  $\sigma$  is the sigmoid function,  $n$  is the total size of feature,  $x$  is a sparse coded input and  $w_i$  is the  $i$ -th weight of sparse feature. In the experiments, we evaluate the performance of our method on CTR task and aim to minimize the loss function as follow:

$$loss = \sum_{x \in \mathcal{X}} -y_i(x) \log(\hat{y}_i(x)) + (1 - y_i(x)) \log(1 - \hat{y}_i(x)) \quad (12)$$

where  $y_i(x)$  is the ground truth of instance  $x$ ,  $\hat{y}_i$  is the prediction value of CTR, and  $\mathcal{X}$  denotes the set of instances for training.

It should be noted that if we remove the neural network part of our model, the relationship dimension  $u$  in the relationship tensor is set to 1, and the relationship matrix  $W$  is set to

$$\begin{bmatrix} 1 & 0 & \dots & 0 \\ 0 & 1 & \dots & 0 \\ \vdots & \vdots & \ddots & \vdots \\ 0 & 0 & \dots & 1 \end{bmatrix} \in R^{k \times k}, \text{ where } k \text{ is the dimension of}$$

feature vector, so our method is equivalent to FM. If we sum each element in vector  $c$  and then use a sigmoid function to output a prediction value, we have a shallow CTR model.

In practice, the size of the training data is usually relatively large when training deep neural networks, especially in CTR

task. If it is necessary to calculate the gradient on the entire training data in each iteration during the training process, more computing resources are required. Therefore, Mini-Batch Gradient Descent is often used to train deep neural networks. Learning rate is an important hyperparameter in neural network optimization. The value of the learning rate  $\alpha$  is very critical in the gradient descent methods. If it is too large, it will not converge. If it is too small, the convergence rate is too slow. Therefore, we often use some methods to adaptively adjust the learning rate in practice, such as AdaGrad [45], RMSprop, AdaDelta, Adam [46], etc. Adam algorithm is a combination of RMSProp and momentum method. In our experiment, we use Adam as the optimizer to learn the parameters, which is denoted as:

$$M_t = \beta_1 M_{t-1} + (1 - \beta_1) g_t \quad (13)$$

$$G_t = \beta_2 G_{t-1} + (1 - \beta_2) g_t \odot g_t \quad (14)$$

$$\Delta\theta_t = -\alpha \frac{M_t / (1 - \beta_1^t)}{\sqrt{(G_t / (1 - \beta_2^t)) + \varepsilon}} \quad (15)$$

where,  $\beta_1$  and  $\beta_2$  are the decay rates of the two moving averages, and the values are usually  $\beta_1 = 0.9$ ,  $\beta_2 = 0.99$ ,  $\varepsilon$  is a small constant for numerical stability and the value is empirically set to  $10^{-8}$ ,  $M_t$  and  $G_t$  is first moment and second moment,  $g_t$  is the real gradient at training step  $t$ .

1) *Dropout*: While neural networks have achieved great performance, they are also easy to overfit the training data. When training a deep neural network, we can randomly discard a part of neurons (at the same time discard their corresponding connected edges) to avoid overfitting. This method is called the Dropout [47]. The neurons chosen to be discarded each time are random. For each neuron, there is a probability  $p$  to determine whether to keep it. The average number of activated neurons is the original  $p$  percent during train, while all neurons can be activated during test. In the INN model, to avoid feature interactions representations overfit the data, we apply dropout in the feature-interaction layer. Specifically, after feature-interaction layer, we randomly drop of concatenated vector with a certain drop-out ratio  $p$ . Moreover, we also apply dropout in neural networks to prevent the learning from overfitting.

2) *Batch Normalization*: In the training of deep neural network, the input of a middle layer is the output of the previous neural layer. Therefore, changes in the parameters of the neural layer will cause a large difference in the distribution of its output. From the perspective of machine learning, if the input distribution of a neural layer changes, then its parameters need to be relearned. This phenomenon is called Internal Covariate Shift. To deal with this problem, it is necessary to make the distribution of the input of each neural layer consistent during the training process. The simplest and most direct method is to normalize each neural layer to make its distribution stable. The Batch Normalization (BN) [48] method is an effective layer-by-layer normalization method that can normalize any intermediate layer in the neural network. In INN, to avoid the update of feature interactions changing the input distribution to neural networks layers, we apply BN on the output of the feature-interaction layer.

TABLE I  
DATASET STATISTICS

Dataset	#instance	#categories	#fields	pos ratio
Criteo	$1 \times 10^8$	$1 \times 10^6$	39	0.5
Avazu	$4 \times 10^7$	$6 \times 10^5$	24	0.17

### E. Difference with Other Neural Network based Methods

The neural networks based methods can be summarized into the following steps as: (1) An embedding layer maps high-dimensional sparse feature into low-dimensional distributed representations. (2) Several operations are applied on the embedding vectors to get the medial features. (3) A multi-layer perceptron (*MLP*) is applied after the fusion of embedding vector to learn nonlinear relations among features.

The fusion of embedding vector is the most intensive part of deep learning model. This layer is the input layer to enter the deep learning model. The quality of embedding fusion will affect the learning of DNN model. There are basically three operations: concatenate [42], [21], product [21] or weight sum [32], [33], [6] embedding vectors. We define neural networks based methods uniformly as:

$$\hat{y} = net(fusion(embed(x))) \quad (16)$$

FNN simply concatenates the embedding vector together as input to a multilayer neural network, thus lacking the intersection of features. FNN is defined as:

$$\hat{y}_{FNN} = net(concatenate(embed(x))) \quad (17)$$

NFM method simply accumulates the feature intersection vectors directly after the feature intersection, which is defined as:

$$\hat{y}_{PNN} = net(concatenate(interaction(embed(x)))) \quad (18)$$

Wide & Deep can be considered to combine FNN and Linear method, which is defined as:

$$\hat{y}_{Wide\&Deep} = \hat{y}_{Linear} + \hat{y}_{FNN} \quad (19)$$

DeepFM learns the weight of the feature interaction through FM component. Finally, the output of the FM and the output of the Deep part are used as the final result to participate in the fitting of the final target. The FM part and the deep neural network part share the same Embedding layer.

$$\hat{y}_{DeepFM} = \hat{y}_{FM} + \hat{y}_{FNN} \quad (20)$$

In contrast to PNN and DeepFM, which directly perform inner product processing after embedding of two features, we use proposed feature interaction operation to learn feature interaction and retain more information of feature interaction, which extended the inner product and is considered as an end-to-end method.

$$\hat{y}_{FINN} = \hat{y}_{Linear} + net(concatenate(FI(embed(x)))) \quad (21)$$

Finally, the proposed INN can capture high-order latent feature patterns with multi-layer neural network.

TABLE II  
OVERALL PERFORMANCE ON THE CRITEO AND AVAZU DATASETS

Method	Criteo		Avazu	
	AUC	Log loss	AUC	Log loss
LR	0.7742	0.5742	0.7545	0.3996
FM	0.7922	0.5509	0.7765	0.3820
FNN	0.7987	0.5431	0.7802	0.3801
PNN	0.7994	0.5425	0.7807	0.3797
Wide & Deep	0.7986	0.5432	0.7806	0.3800
DeepFM	0.7986	0.5428	0.7804	0.3797
INN	0.8020	0.5409	0.7818	0.3785

## F. Performance Comparison

### IV. EXPERIMENTS

In this section, we present our experiments in detail and compare our proposed INN model with related methods, including datasets, baseline methods, evaluation metrics, data processing, experimental setups, performance comparison, and the analyses of result. In our experiments, the INN model outperforms major state-of-the-art models in the CTR prediction task on two real-world datasets.

#### A. Dataset

1) *Criteo*: Criteo<sup>1</sup> includes one month of click records with 98 millions of data examples. There are 13 continuous features and 26 categorical ones, and there is no feature description released. We split the dataset into two parts: day6-12 for training, and day13 for test. For numerical features, we discretized them by equal-size buckets. For categorical features, we removed long-tailed data appearing less than 20 times. Negative down sampling is used since the enormous data volume and serious label unbalance (only 3% samples are positive), and the resulting positive sample ratio is about 0.5. After one-hot encoding, the feature space approximates 1M.

2) *Avazu*: Avazu<sup>2</sup> includes several days of click-through data which is ordered chronologically. It includes 40 millions click records. For each click instance, there are 24 data fields. We randomly split the public dataset into two parts: 80% is for training and 20% is for testing, and remove categories appearing less than 20 times to reduce dimensionality.

#### B. Baseline Methods

We compare INN with 6 models in our experiments, which are implemented with TensorFlow and trained with the Adam optimization algorithm.

LR LR is the classical model in CTR task, which treats the recommendation problem as a classification problem and ranks items by predicting the probability of positive samples.

FM FM learns a feature vector for each feature, and the inner product of the two feature vectors is used as feature interactions.

FNN FNN initializes the Embedding layer with the latent vector of FM as the input of the neural network.

PNN The embedding vectors of different features are no longer simple concatenating, but use product operations to perform pairwise interactions to obtain the interaction information between features more targetedly.

Wide & Deep The Wide & Deep model is a hybrid model consisting of a single layer Wide part and a multilayer deep part.

DeepFM DeepFM improves the Wide & Deep model by replacing the original Wide part with FM.

INN INN is the proposed model of this paper.

#### C. Evaluation Metrics

The evaluation metrics are AUC, and log loss.

AUC refers to area under ROC curve, which is a widely used metric in binary classification. AUC is insensitive to the classification threshold and the positive ratio, and it can quantitatively reflect the model performance measured based on the ROC curve. The larger the AUC, the more likely the classifier is to put the true positive samples first, and the better the classification performance.

Log loss can measure the distance between two distributions, which is another widely used metric for binary classification. The lower bound of log loss is 0, indicating the two distributions perfectly match, and a smaller value indicates better performance.

Table II shows the overall performance on Criteo and Avazu datasets, respectively. We implement all the models with TensorFlow<sup>3</sup> in our experiments. For a fair comparison, the size of embedding vector is set to 30 for Criteo dataset and 50 for Avazu dataset. For the optimization method, we use the Adam [46] with a mini-batch size of 1000 for Criteo and 500 for Avazu datasets, and the learning rate is set to 0.0001. For all deep models, the depth of layers is set to 5, all activation functions are RELU, the number of neurons per layer is 700 for Criteo dataset and 500 for Avazu dataset. In terms of initialization, we initialize DNN hidden layers with xavier [49], and we initialize the embedding vectors from uniform distributions. We conduct our experiments with 2 GTX 1080Ti GPUs. Comparing FM with LR on the AUC and Logloss performance, FM outperforms LR on two dataset, illustrating the effectiveness of feature interactions. Neural networks based models achieve better performance than FM which only models two-order feature patterns on

<sup>1</sup>Criteo <http://labs.criteo.com/downloads/download-terabyte-click-logs/>

<sup>2</sup>Avazu <http://www.kaggle.com/c/avazu-ctr-prediction>

<sup>3</sup>TensorFlow: <https://www.tensorflow.org/>

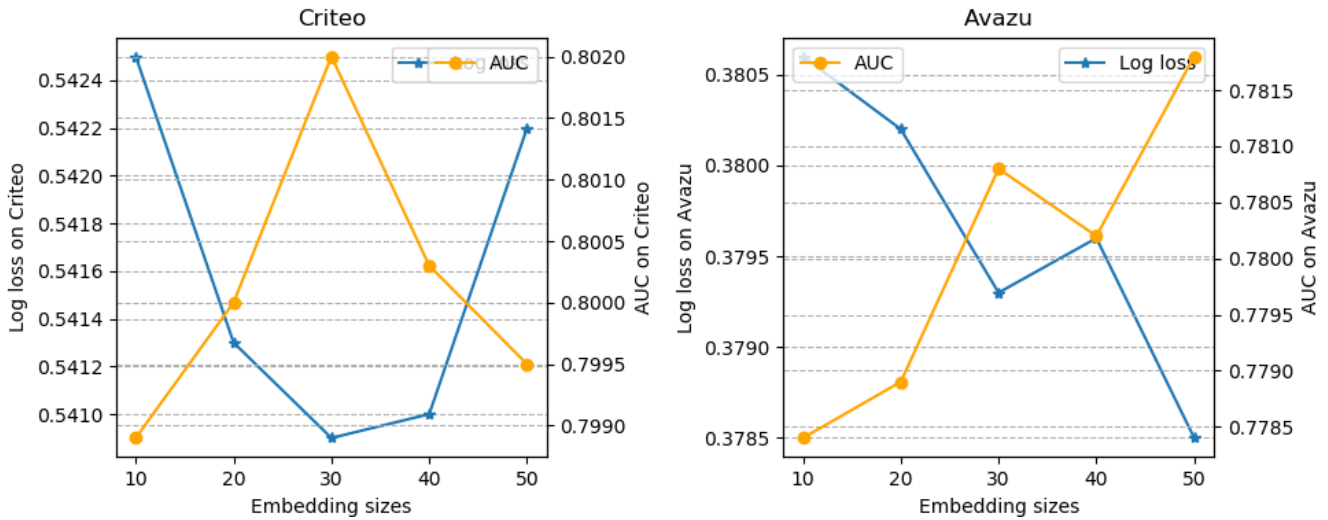


Fig. 4. The performance of different embedding sizes on Criteo and Avazu datasets.

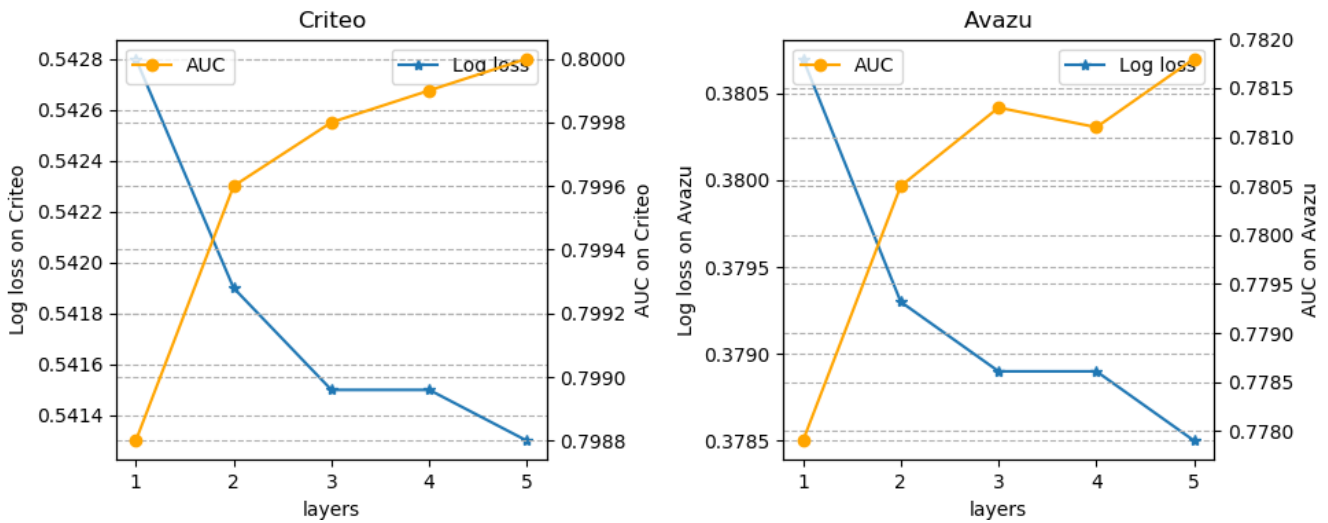


Fig. 5. The performance of different number of layers in DNN.

TABLE III  
PERFORMANCE COMPARISON BETWEEN BN AND DROPOUT.

Method	Criteo		Avazu	
	AUC	Log loss	AUC	Log loss
FINN	0.8020	0.5409	0.7818	0.3785
FINN+drop	0.7983	0.5435	0.7834	0.3780
FINN+BN	0.8003	0.5412	0.7796	0.3812

both datasets, which demonstrates the importance of high-order feature interactions. PNN perform better than FNN. A possible reason is the FNN directly concatenates the feature vectors as the input of the neural network makes it hard to explore all possible feature interactions. Therefore, we can infer from experimental results that providing representations for the feature interactions on the bottom layer help the neural networks model to gain more expressive power.

The improvement of the DeepFM model mainly aims to improve automatic feature combination capabilities of wide part. Unlike PNN, the DeepFM model uses FM for feature interactions. Among all the compared methods, our proposed deep FINN achieves the best result on all metrics on both Criteo and Avazu datasets. The performance of FINN verifies that our proposed feature interaction mechanism to model the feature interaction in bottom DNN for prediction is effective

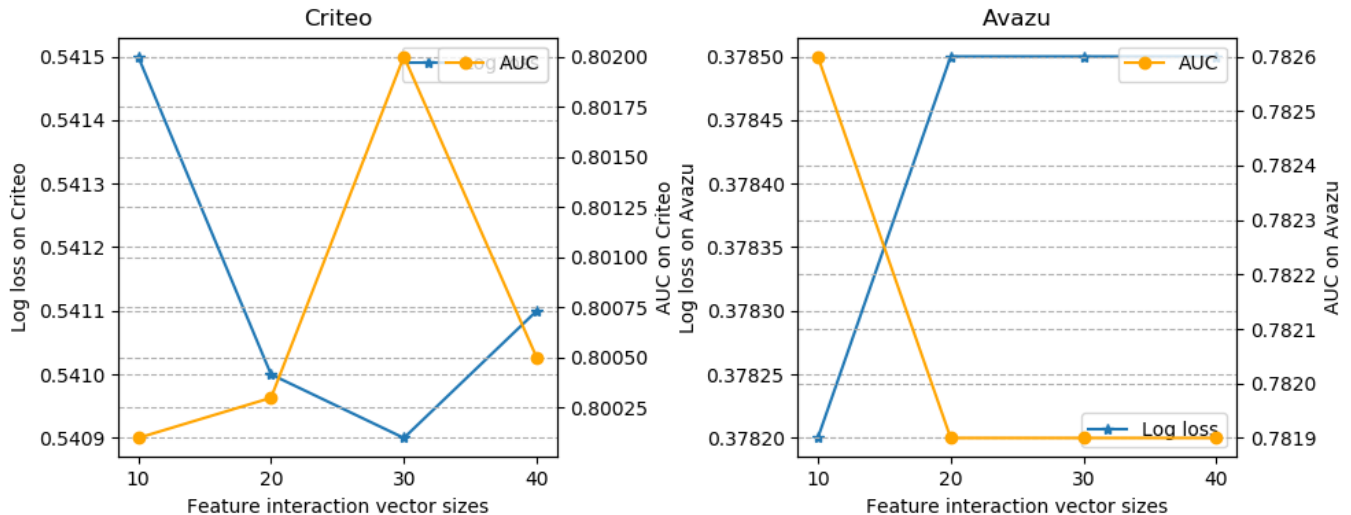


Fig. 6. The performance of different number of layers in DNN.

compared with other methods.

#### D. Parameter Study

In this subsection, we will conduct some hyper-parameter investigations in our model. We focus on hyper-parameters in the following two components in FINN: the embedding part, the DNN part and feature interaction part. Specifically, we change the following hyper-parameters: (1) the dimension of embeddings; (2) the depth of DNN. Unless specially mentioned in our paper; (3) the dimension feature interaction vector. The default parameter of our network is set as the Section 4.4.

**Embedding Part.** We change the embedding sizes from 10 to 50 and summarize the experimental results in Figure 4. We can find some observations as follows. As the dimension is expanded from 10 to 50, our model can obtain a substantial improvement on Avazu dataset. We find 30 are the best for our model when we increase the embedding size on Criteo dataset. Enlarging embedding size indicates increasing the number of parameters in embedding layer and DNN part. We guess that it may be the much more features in Criteo dataset as opposed to Avazu dataset that leads to optimization difficulties.

**DNN Part.** In deep part, we can change the number of neurons per layer, the depths of DNN, the activation functions. For brevity, we just study the impact different depths in DNN part. As a matter of fact, increasing the number of layers can increase the model complexity. We can observe from Figure 5 that increasing number of layers improves model performance at the beginning. However, the performance is degraded if the number of layers keeps increasing. This is because an over-complicated model is easy to overfit. It's a good choice that the number of hidden layers is set to 5 for Avazu dataset and Criteo dataset.

We find that BN does not improve the performance for FINN. In order to make a choice between the two techniques, we compare models with BN layer and models with 0.5 dropout rate on network hidden layers. Table III illustrates the

results. We observe that FINN outperforms FINN+BN for on two metrics on Criteo and Avazu datasets. BN solves internal covariate shift [48] and accelerates DNN training. However, BN may fail when the input is sparse, because BN relies on the statistics of a mini-batch.

**Feature interaction part.** In feature layer, we change the feature interaction vector sizes from 10 to 40. As is show in Figure 6, we can find 10 are the best feature interaction vector size on the two metrics on the Criteo and Avazu dataset. In addition, the performance is stable when we increase the feature interaction vector size on Avazu dataset.

#### V. CONCLUSION

In this work, we proposed a novel neural network model FINN, which brings together the effectiveness of feature interactions machines with the strong representation ability of non-linear neural networks for CTR prediction. The key of FINNs architecture is the newly proposed feature interaction operation rather than calculating the feature interactions with Hadamard product or inner product, based on which we allow a neural network model to learn more informative feature interactions at the lower level. In order to improve performance further, we combine a classical deep neural network (DNN) component with the shallow model to be a deep model. Extensive experiments on two real-world datasets show that with one hidden layer only, FINN significantly outperforms LR, FM, and state-of-the-art deep learning approaches Wide & Deep and DeepFM.

#### REFERENCES

- [1] H. B. McMahan, G. Holt, D. Sculley, M. Young, D. Ebner, J. Grady, L. Nie, T. Phillips, E. Davydov, D. Golovin *et al.*, "Ad click prediction: a view from the trenches," in *Proceedings of the 19th ACM SIGKDD international conference on Knowledge discovery and data mining*, 2013, pp. 1222–1230.
- [2] K. Ren, W. Zhang, Y. Rong, H. Zhang, Y. Yu, and J. Wang, "User response learning for directly optimizing campaign performance in display advertising," in *Proceedings of the 25th ACM International Conference on Information and Knowledge Management*, 2016, pp. 679–688.



- [3] Y. Koren, R. Bell, and C. Volinsky, "Matrix factorization techniques for recommender systems," *Computer*, vol. 42, no. 8, pp. 30–37, 2009.
- [4] E. Agichtein, E. Brill, S. Dumais, and R. Ragno, "Learning user interaction models for predicting web search result preferences," in *Proceedings of the 29th annual international ACM SIGIR conference on Research and development in information retrieval*, 2006, pp. 3–10.
- [5] O. Chapelle and Y. Zhang, "A dynamic bayesian network click model for web search ranking," in *Proceedings of the 18th international conference on World wide web*, 2009, pp. 1–10.
- [6] G. Zhou, C. Song, X. Zhu, Y. Fan, H. Zhu, X. Ma, Y. Yan, J. Jin, H. Li, and K. Gai, "Deep interest network for click-through rate prediction," *arXiv preprint arXiv:1706.06978*, 2017.
- [7] M. Richardson, E. Dominowska, and R. Ragno, "Predicting clicks: estimating the click-through rate for new ads," in *Proceedings of the 16th international conference on World Wide Web*. ACM, 2007, pp. 521–530.
- [8] D. J. Hand and K. Yu, "Idiot's bayesnot so stupid after all?" *International statistical review*, vol. 69, no. 3, pp. 385–398, 2001.
- [9] S. Rendle, Z. Gantner, C. Freudenthaler, and L. Schmidt-Thieme, "Fast context-aware recommendations with factorization machines," in *Proceedings of the 34th international ACM SIGIR conference on Research and development in Information Retrieval*. ACM, 2011, pp. 635–644.
- [10] X. He, J. Pan, O. Jin, T. Xu, B. Liu, T. Xu, Y. Shi, A. Atallah, R. Herbrich, S. Bowers *et al.*, "Practical lessons from predicting clicks on ads at facebook," in *Proceedings of the Eighth International Workshop on Data Mining for Online Advertising*. ACM, 2014, pp. 1–9.
- [11] T. Chen and C. Guestrin, "Xgboost: A scalable tree boosting system," in *Proceedings of the 22nd acm sigkdd international conference on knowledge discovery and data mining*. ACM, 2016, pp. 785–794.
- [12] G. Ke, Q. Meng, T. Finley, T. Wang, W. Chen, W. Ma, Q. Ye, and T.-Y. Liu, "Lightgbm: A highly efficient gradient boosting decision tree," in *Advances in Neural Information Processing Systems*, 2017, pp. 3146–3154.
- [13] Y. Koren, R. Bell, and C. Volinsky, "Matrix factorization techniques for recommender systems," *Computer*, vol. 42, no. 8, pp. 30–37, 2009.
- [14] S. Rendle, "Factorization machines," in *Data Mining (ICDM), 2010 IEEE 10th International Conference on*. IEEE, 2010, pp. 995–1000.
- [15] —, "Factorization machines with libfm," *ACM Transactions on Intelligent Systems and Technology (TIST)*, vol. 3, no. 3, p. 57, 2012.
- [16] Y. Juan, Y. Zhuang, W.-S. Chin, and C.-J. Lin, "Field-aware factorization machines for ctr prediction," in *Proceedings of the 10th ACM Conference on Recommender Systems*. ACM, 2016, pp. 43–50.
- [17] Y. Juan, D. Lefortier, and O. Chapelle, "Field-aware factorization machines in a real-world online advertising system," in *Proceedings of the 26th International Conference on World Wide Web Companion*. International World Wide Web Conferences Steering Committee, 2017, pp. 680–688.
- [18] Y. Shan, T. R. Hoens, J. Jiao, H. Wang, D. Yu, and J. Mao, "Deep crossing: Web-scale modeling without manually crafted combinatorial features," in *Proceedings of the 22nd ACM SIGKDD International Conference on Knowledge Discovery and Data Mining*. ACM, 2016, pp. 255–262.
- [19] O. Chapelle, E. Manavoglu, and R. Rosales, "Simple and scalable response prediction for display advertising," *ACM Transactions on Intelligent Systems and Technology (TIST)*, vol. 5, no. 4, p. 61, 2015.
- [20] A. K. Menon, K.-P. Chitrapura, S. Garg, D. Agarwal, and N. Kota, "Response prediction using collaborative filtering with hierarchies and side-information," in *Proceedings of the 17th ACM SIGKDD international conference on Knowledge discovery and data mining*. ACM, 2011, pp. 141–149.
- [21] Y. Qu, H. Cai, K. Ren, W. Zhang, Y. Yu, Y. Wen, and J. Wang, "Product-based neural networks for user response prediction," in *Data Mining (ICDM), 2016 IEEE 16th International Conference on*. IEEE, 2016, pp. 1149–1154.
- [22] W. Zhang, T. Du, and J. Wang, "Deep learning over multi-field categorical data," in *European conference on information retrieval*. Springer, 2016, pp. 45–57.
- [23] G. Huang, Z. Liu, L. Van Der Maaten, and K. Q. Weinberger, "Densely connected convolutional networks," in *Proceedings of the IEEE conference on computer vision and pattern recognition*, 2017, pp. 4700–4708.
- [24] A. Krizhevsky, I. Sutskever, and G. E. Hinton, "Imagenet classification with deep convolutional neural networks," in *Advances in neural information processing systems*, 2012, pp. 1097–1105.
- [25] K. He, X. Zhang, S. Ren, and J. Sun, "Deep residual learning for image recognition," in *Proceedings of the IEEE conference on computer vision and pattern recognition*, 2016, pp. 770–778.
- [26] J. Devlin, M.-W. Chang, K. Lee, and K. Toutanova, "Bert: Pre-training of deep bidirectional transformers for language understanding," *arXiv preprint arXiv:1810.04805*, 2018.
- [27] T. Mikolov, I. Sutskever, K. Chen, G. S. Corrado, and J. Dean, "Distributed representations of words and phrases and their compositionality," in *Advances in neural information processing systems*, 2013, pp. 3111–3119.
- [28] A. Graves, A.-r. Mohamed, and G. Hinton, "Speech recognition with deep recurrent neural networks," in *Acoustics, speech and signal processing (icassp), 2013 IEEE international conference on*. IEEE, 2013, pp. 6645–6649.
- [29] I. Bayer, X. He, B. Kanagal, and S. Rendle, "A generic coordinate descent framework for learning from implicit feedback," in *Proceedings of the 26th International Conference on World Wide Web*. International World Wide Web Conferences Steering Committee, 2017, pp. 1341–1350.
- [30] H.-T. Cheng, L. Koc, J. Harmsen, T. Shaked, T. Chandra, H. Aradhye, G. Anderson, G. Corrado, W. Chai, M. Ispir *et al.*, "Wide & deep learning for recommender systems," in *Proceedings of the 1st Workshop on Deep Learning for Recommender Systems*. ACM, 2016, pp. 7–10.
- [31] X. He, L. Liao, H. Zhang, L. Nie, X. Hu, and T.-S. Chua, "Neural collaborative filtering," in *Proceedings of the 26th International Conference on World Wide Web*. International World Wide Web Conferences Steering Committee, 2017, pp. 173–182.
- [32] X. He and T.-S. Chua, "Neural factorization machines for sparse predictive analytics," in *Proceedings of the 40th International ACM SIGIR conference on Research and Development in Information Retrieval*. ACM, 2017, pp. 355–364.
- [33] J. Xiao, H. Ye, X. He, H. Zhang, F. Wu, and T.-S. Chua, "Attentional factorization machines: Learning the weight of feature interactions via attention networks," *arXiv preprint arXiv:1708.04617*, 2017.
- [34] D. G. Kleinbaum, K. Dietz, M. Gail, M. Klein, and M. Klein, *Logistic regression*. Springer, 2002.
- [35] J. Redmon, S. Divvala, R. Girshick, and A. Farhadi, "You only look once: Unified, real-time object detection," in *Proceedings of the IEEE conference on computer vision and pattern recognition*, 2016, pp. 779–788.
- [36] K. He, G. Gkioxari, P. Dollár, and R. Girshick, "Mask r-cnn," in *Proceedings of the IEEE international conference on computer vision*, 2017, pp. 2961–2969.
- [37] A. Vaswani, N. Shazeer, N. Parmar, J. Uszkoreit, L. Jones, A. N. Gomez, L. Kaiser, and I. Polosukhin, "Attention is all you need," in *Advances in neural information processing systems*, 2017, pp. 5998–6008.
- [38] J. Lian, X. Zhou, F. Zhang, Z. Chen, X. Xie, and G. Sun, "xdeepfm: Combining explicit and implicit feature interactions for recommender systems," in *Proceedings of the 24th ACM SIGKDD International Conference on Knowledge Discovery & Data Mining*, 2018, pp. 1754–1763.
- [39] D. Zou, M. Sheng, H. Yu, J. Mao, S. Chen, and W. Sheng, "Factorized weight interaction neural networks for sparse feature prediction," *Neural Computing and Applications*, pp. 1–13, 2019.
- [40] T. Huang, Z. Zhang, and J. Zhang, "Fibinet: combining feature importance and bilinear feature interaction for click-through rate prediction," in *Proceedings of the 13th ACM Conference on Recommender Systems*, 2019, pp. 169–177.
- [41] Y. Qu, B. Fang, W. Zhang, R. Tang, M. Niu, H. Guo, Y. Yu, and X. He, "Product-based neural networks for user response prediction over multi-field categorical data," *ACM Transactions on Information Systems (TOIS)*, vol. 37, no. 1, p. 5, 2018.
- [42] H.-T. Cheng, L. Koc, J. Harmsen, T. Shaked, T. Chandra, H. Aradhye, G. Anderson, G. Corrado, W. Chai, M. Ispir *et al.*, "Wide & deep learning for recommender systems," in *Proceedings of the 1st Workshop on Deep Learning for Recommender Systems*. ACM, 2016, pp. 7–10.
- [43] H. Guo, R. Tang, Y. Ye, Z. Li, and X. He, "Deepfm: a factorization-machine based neural network for ctr prediction," in *Proceedings of the 26th International Joint Conference on Artificial Intelligence*. AAAI Press, 2017, pp. 1725–1731.
- [44] D. Bahdanau, K. Cho, and Y. Bengio, "Neural machine translation by jointly learning to align and translate," *arXiv preprint arXiv:1409.0473*, 2014.
- [45] J. Duchi, E. Hazan, and Y. Singer, "Adaptive subgradient methods for online learning and stochastic optimization," *Journal of Machine Learning Research*, vol. 12, no. Jul, pp. 2121–2159, 2011.
- [46] D. P. Kingma and J. Ba, "Adam: A method for stochastic optimization," *arXiv preprint arXiv:1412.6980*, 2014.

- [47] N. Srivastava, G. Hinton, A. Krizhevsky, I. Sutskever, and R. Salakhutdinov, "Dropout: a simple way to prevent neural networks from overfitting," *The Journal of Machine Learning Research*, vol. 15, no. 1, pp. 1929–1958, 2014.
- [48] S. Ioffe and C. Szegedy, "Batch normalization: Accelerating deep network training by reducing internal covariate shift," *arXiv preprint arXiv:1502.03167*, 2015.
- [49] X. Glorot and Y. Bengio, "Understanding the difficulty of training deep feedforward neural networks," in *Proceedings of the thirteenth international conference on artificial intelligence and statistics*, 2010, pp. 249–256.