

A Dataset and Benchmarks for Multimedia Social Analysis

Bofan Xue

University of California, Berkeley

xuebofan@berkeley.edu

David Chan

University of California, Berkeley

davidchan@berkeley.edu

John Canny

University of California, Berkeley

canny@berkeley.edu

Abstract

We present a new publicly available dataset with the goal of advancing multi-modality learning by offering vision and language data within the same context. This is achieved by obtaining data from a social media website with posts containing multiple paired images/videos and text, along with comment trees containing images/videos and/or text. With a total of 677k posts, 2.9 million post images, 488k post videos, 1.4 million comment images, 4.6 million comment videos, and 96.9 million comments, data from different modalities can be jointly used to improve performances for a variety of tasks such as image captioning, image classification, next frame prediction, sentiment analysis, and language modeling. We present a wide range of statistics for our dataset. Finally, we provide baseline performance analysis for one of the regression tasks using pre-trained models and several fully connected networks.

1. Introduction

Generating an understanding of the world through multiple modalities remains an unsolved problem in artificial intelligence. While independent tasks such as automated video description [7], image captioning [28, 32], image classification and object detection [14], scene graph detection [5] and others have all received significant individual attention, there has been relatively little work on large-scale multi-modal learning, which will be required for future intelligent systems. Indeed, all of the mentioned tasks use at most two modalities (With video description sometimes making use of audio features), while humans experience at least five modalities simultaneously. Building models which can understand and describe a context through multiple modalities have been explored in works such as Kaiser *et al.* [10] and Tsai *et al.* [31], however these works suffer from a lack of paired data and must develop ways to

train where paired inputs and outputs are not available for all samples. Learning on such out of sync data is notably different from the kinds of data that humans learn on, where we have synchronized audios, videos, and language information.

In this work, we introduce Social Vision and Language Dataset (SVLD), a new public dataset based on the imgur.com website, which has in-sync vision, language, and social data, along with some related metadata. This dataset consisting of over 677k posts, 2.9 million post images, 488k post videos, 1.4 million comment images, 4.6 million comment videos, and 96.9 million multi-modal comments all with paired reference metadata information, tags, and classification labels will help us to explore long-standing questions in multi-modal learning. While some datasets exist [1, 28, 2, 15] containing online data (see section 2 for more info), none keep the same level of detail or information for each post at the same scale.

2. Related Work

Vision and language research has been a long-standing problem in the AI community. Beginning with dual-modal paired datasets such as MSCOCO [32], which pairs captions and images, and extending to large-scale alt-text based captioning datasets such as Conceptual Captions [28], there has been a wealth of work on trying to explain images with text. Less work has been done on the same task in the video domain. Datasets such as MSR-VTT [36] and LSDMC [24] have begun to explore professionally annotated video, while HowTo100M [15] is a large-scale video dataset that draws from internet-only annotations. Indeed, there seem to be two categories of datasets for description: small scale datasets that are professionally annotated, and large-scale internet datasets that are scraped and have only alt-text annotations. See [7] for a further overview of video and image description datasets.

While we are not the first group to collect a dataset of

large-scale image samples ([11] and [1], both scrape from Reddit, a closely related site), current large scale internet datasets often only scrape a single modality. The SNAP dataset of Reddit posts [11] scrapes only the image, and the associated metadata (rating, title, and the number of comments). The large scale Reddit comment database [1] is massive (containing 1.7 billion comments), but scrapes only comments and does not contain images/videos, nor images/videos in replies. Our dataset seeks to remedy this, by collecting in-sync data in multiple modalities, placing posts (which can be images/video), their associated comment trees (which can contain images/videos as comments) and metadata information such as the title, description, post score, and tag in a single accessible dataset.

In addition to large scale image and video captioning datasets, paired datasets such as RECOLA [21], IMEOCAP [4] and CMU-MOSI [39], which have audio, video and text modalities have been proposed. These datasets have high-quality annotations, however are significantly smaller (each containing under 100K samples). Another modern multi-modal dataset is the Something-Something dataset [8], which contains 200K short video clips paired with text data. The Something-Something dataset, while significant, is composed primarily of simple ideas and relationships and does not encode complex natural language challenges such as co-referencing and social relevance. Our proposed dataset has paired image, video, raw text and social data - which is easy to use for social analysis (such as predicting up-votes, see section 5), or other understanding tasks such as captioning, or classification.

A number of state of the art models for content understanding would benefit from the paired data that we have collected. Tsai *et al.* [31] present a model for sentiment analysis which learns factorized representations for each modality, however must evaluate it on small-scale datasets [17, 35, 39, 4], each with less than 1000 videos. Allowing such a model or similar models, such as those presented in [13] to be used on large-scale paired data, is an appealing avenue for the evaluation of the learned representations.

Another model proposed by Kaiser *et al.* uses MSCOCO [32], Imagenet [6], the WSJ corpus [19], and the WMT translation corpus [16] to learn close to state of the art understanding models on the unpaired data. Such a model can be powerful without un-paired data, however it would be interesting to see how such a model can perform with limited paired data supervision, as could be provided by our dataset.

3. Dataset

SVLD is collected¹ from the social media website www.imgur.com, a social media platform similar to Reddit,

¹The dataset was collected over the course of 8 months using the Imgur API and two open-source crawling tools [9] and [25]

with a focus on socially relevant content and photo sharing. Our dataset is unique in that it innately combines both vision and language data within the same context—the social media format naturally gives rise to posts and responses that include both vision and language. SVLD contains approximately 680,000 total samples. A more detailed count of the number of samples, and some base size statistics are given in Table 1.

3.1. What’s in an example?

Each sample in the dataset contains a mixture of images and video (some of which contain paired image/video descriptions), along with a natural language post title, a full set of comment trees, social information (such as the number of up-votes, down-votes, and favorites), and a set of post-classification tags. Some qualitative examples of the data that we have collected are given in Figure 1. In this section, we discuss in depth the actual content of each part and how popular multi-modal datasets differ in both scale and goal.

3.1.1 Images/Videos

Each sample in the dataset (corresponding to a post) contains a set of images and videos, ranging from a single image or GIF to large albums of images (related in context) or longer GIFs. This is a distinct difference from almost all vision datasets, which usually contain only a single modality [32, 28, 6, 36], and usually do not contain local contextual grouping. Images and videos can be grouped in a post based on similar content, but also based on higher-level themes such as “funny”, “mildly interesting”, or “memes”. These higher-level groupings have the potential to enable the additional study of visual data and transcend the issue of sticking with single temporal modalities.

3.1.2 Descriptions

In addition to having a collection of images and videos, each image and video in the dataset can be paired with an optional description. There is an extensive range of potential descriptions, ranging from comments on the individual image/video to summaries that place the image/video in the broader context of the post.

3.1.3 Title

Each post contains a natural language title. Usually, this is a rich source of data detailing the contextual information about the entire post. Together with single image/video posts, titles can be used for image/video captioning and description tasks, as well as post-retrieval and search problems.

3.1.4 Tags

When creating a post, users are encouraged to tag their posts with a large set of tags. These tags range from basic classification to describing the higher-level social meaning. Unlike any clear-cut object classification dataset (such as ImageNet [6]), most of the tags in our dataset belong to the second type and describe higher-level social concepts. The most common tags in our dataset are: ‘funny’, ‘aww’, ‘memes’, and ‘awesome’. In many cases, however, these higher-level tags are simultaneously joined with object-classification style tags, giving image classification models opportunities to learn the relationship between the two. In addition, these tags allow for learning social concepts that are one step beyond current classification, and perhaps even enabling conditional generative models tuned to social behavior.

3.1.5 Upvotes/Downvotes/Favorites

In addition to the tags, each post comes with upvotes, downvotes, and favorites as paired social information. These metrics are direct responses from users (who “upvote” and “favorite” things they like and “downvote” things they dislike). This metric provides a highly unambiguous metric of which posts are of interest to the community, and which posts are expected to do well on the platform. Modeling this distribution is one of the key problems in social dynamics [22].

3.1.6 Comments and Comment Trees

In response to the post’s content, each post has a forest of comment trees, where each comment can be text and/or image/GIF. These comment trees can have several different styles, such as opinion sharing (a shallow tree with lots of branches), Q&A (a deep tree with limited branches), or general discussion (a mixture of both). There are interesting cases that are almost exclusively found in our dataset in that the user splits a giant text comment into smaller chunks and replies to the previous chunk with the next chunk, which improves readability and makes the entire comment more engaging. The wide range of comment tree styles, combined with the multi-modality nature of the comments, has the potential to enhance the modeling of contextual language, question answering, and social dynamics.

3.1.7 Views & Date

We also collect the number of views and the post date for each post (visualized in Figure 2). They provide us with an opportunity to examine the shifting social distributions over time, which is an interesting non-stationary modeling problem (See section 4).

3.2. Dataset Statistics

Figure 2 gives a distribution of dates of the collected samples. By collecting data at multiple points in time (as well as annotating the times that these posts were written), we have the ability to work with non-stationary social distributions and answer questions about how the paired vision and language distribution can evolve over time².

We also collect some statistics on the individual posts, given in Table 2. We can see from these single-post statistics that there is a substantial variation in the data contained in this “in the wild” dataset, with posts containing collections of both image and video information. In addition, the bi-gram perplexity of the dataset is relatively high (in line with the WSJ NLP corpus [19]), suggesting complex interactions in the dataset that cannot be learned from n-gram language models alone.

It’s interesting to note that most of the collected data is overwhelmingly positive in terms of votes. With very high points ratio (upvotes / upvotes + downvotes), we can see that most content is well received. This is an interesting imbalanced data problem, since detecting the few negative examples could significantly improve content moderation (as these examples have already been filtered by the Imgur content moderation tool).

Figure 2 also gives a distribution of the number of views (both cumulative and histogram-form). We can see that the number of views is largely long-tailed. Many posts have very few views, while there are additional peaks at approximately 10,000 and 1,000,000 views. The figures disregard a relatively long tail of the distribution, where 10% of the data has more than 2M views.

4. Directions for Exploration

SVLD enables further exploration in many different fields and directions. In this section, we propose some potential directions for research enabled by this large-scale paired social dataset.


4.1. Multi-modal experiments

As seen in section 3.1, our dataset provides a large number of modalities. This allows for a matrix of cross-modality prediction experiments, ranging from well-studied tasks in social contexts such as predicting the number of upvotes/downvotes/views/tags from the rest of the post context (See Section 5), to far more difficult modeling tasks such as selecting or predicting the top-comment in context of the post (which requires modeling complex social dynamics and commonsense reasoning) [22] or user-modeling

²The irregularities in terms of the number of posts per day are caused by various difficulties encountered during scraping, including Imgur server errors, network errors, incorrect website addresses, and errors from packages for processing images.



Post title: Carrie Fisher... thank you.
Description: Being the face of the rebellion
Top Comment: This is a good post, an actual tribute to her, +1 hopefully it doesn't die in usersub
Upvotes: 33,189, **Downvotes:** 996, **Comment Count:** 336, **Views:** 708,909, **Favorites:** 9581
Tags: [Current Events]



Post title: A nice distraction from the daily news cycle. Butterfly birth in my office today :)
Description: Chrysalis
Top Comment: Monarchs are so pretty. We had a plant at our house they used to love, got loads of them hatching there.
Upvotes: 1406, **Downvotes:** 21, **Comment Count:** 33, **Views:** 88691, **Favorites:** 193
Tags: [Nature, Mildly Interesting]

Figure 1: Some examples from the dataset. Here, we omit the comments and comment trees for clarity - for more information about comments, see section 3.1.6

Post statistics	
Days included	2191
Total number of posts	677,181
<i>Posts with single image</i>	308,222
<i>Posts with single video</i>	215,295
<i>Posts with multiple images</i>	113,619
<i>Posts with multiple videos</i>	15,407
<i>Posts with both images and videos</i>	24,638
Total number of post images	2,907,478
Total number of post videos	488,384
Total number of image/video descriptions	917,833
Comment statistics	
Total number of comment images	1,478,108
Total number of comment videos	4,689,107
Total number of comment trees	38,642,206
Total number of comment leaves	63,826,049
Total number of comments	96,961,858

Table 1: Raw statistics for SVLD.

Statistic	Mean	Standard Deviation
Number of images per post	4.2935	16.3508
Number of videos per post	0.7212	3.5058
Post comment tree depth	1.5616	1.6974
Description length	35.6132	101.9635
Description perplexity ¹	49.9966	134.2269
Title length	8.1749	6.4226
Title perplexity ¹	111.5235	118.4065
Comment length	16.6412	10.4310
Comment perplexity ¹	111.9312	180.4790
Point ratio	0.9577	0.0364
Statistic	Value	
Description vocab size	28,349	
Title vocab size	25,670	
Comment vocab size	29,026	

¹ Perplexity given is empirical bi-gram perplexity

Table 2: Statistics over individual posts. The large unique word sizes and perplexities compared with datasets such as MSR-VTT, Something-Something, and MSCOCO suggest that this is a more faithful rendering of "in-the-wild" data, which real-world understanding systems will encounter.

[40]. In addition, there is little data fusing multiple visual modalities (images + video) and multiple natural language distributions (comments + titles + descriptions) in order to make inferences. This multiple-distribution context is much

closer to what would be observed and modeled in real-world learning scenarios than single-modality, single-distribution

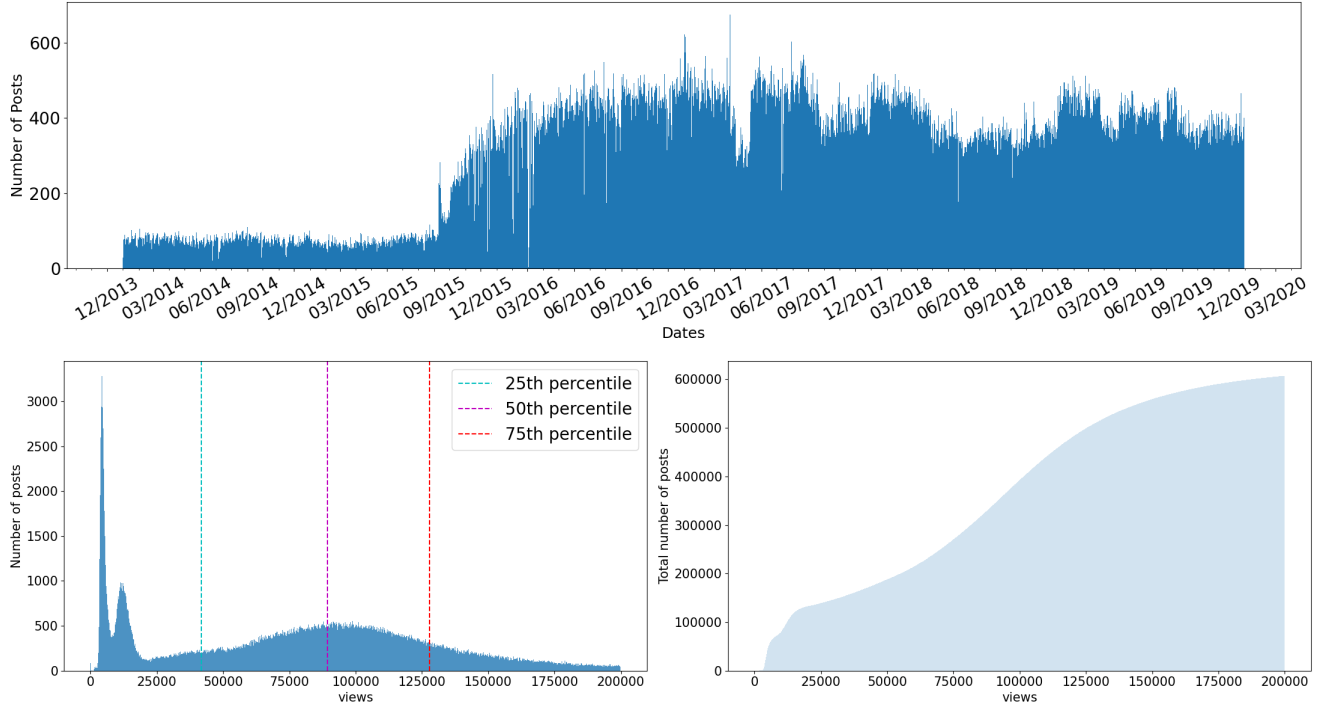


Figure 2: Top: Date distribution. We can see the shifting trends, and increasing popularity on the website, as it grows in relevance after 2015. Bottom: Views distribution for our dataset. Both bar plots contain 2000 bins with bin size 100. For rendering purposes, only posts with less than 200,000 views are shown, which includes 89.70% of the posts.

data available in current datasets [12].

4.2. Advanced models

Models such as "One model to Learn them all" [10] have shown that large scale multi-modal training can lead to strong understandings of a joint linguistic space. Models for image and video captioning and analysis such as those in [3, 38, 37, 7] have taken the first steps towards large-scale multi-modal learning. We hope that this dataset can provide a platform for exploring more complex model architectures for multiple modes, and fusion beyond the simple baselines that we give in section 5.2. Understanding how to fuse multiple modes of data for the same sample is a primary application for this dataset. This area of research has been relatively under-explored [20], and we hope that making access to a large-scale multi-modal dataset simple and accessible will help to spur research in this area. Given such a diverse set of possible tasks, ranging from modeling the tags to modeling the titles and top-comments, we can begin to leverage and benchmark fusion methods and explore what information is required to learn social metrics.

4.3. Learning through comment trees

Datasets such as SNAP [11] and the Reddit comment dataset [1] contain comment trees, however they often do

not contain the associated context. SVLD is the first to provide a full comment tree with paired context information. In addition, SVLD also scrapes images/videos that appear as responses in the comments, which is not done by [11] and [1]. From a social media and modeling perspective, this is extremely important. For example, trying to model a response chat-bot based solely on the comment tree without the associated context is an extremely challenging task. It is an open research question on how to effectively extract information from a tree of natural languages that extends beyond simple question-answering, not to mention how to learn from a forest of comment trees with different sizes that contain images, videos, and texts.

4.4. Sets of images and videos with paired descriptions

Each post in the dataset may contain multiple images, videos, or a combination of them, and contain the description from none at all to one for each image/video. It is no doubt that, in a given post, any image or video and its description have their significance and can be used to predict tags, title, top comment, points ratio, or views, but from a broader context those predicted results should associate with the entire post, not with any single image, video, or description. Another possible avenue of future research would

be to explore how to model the clustering algorithms that humans use to group images and videos into posts. Posts in the dataset are often semantically related in complex ways - perhaps they tell a story, or maybe they are linked by some higher theme. Training models to model these semantic relationships is an interesting avenue of research enabled by this data.

4.5. Social theme shift through time

Another exciting and useful direction in modeling social dynamics is learning from non-stationary social theme shifts through time [26]. With time stamp on each post, it is possible to observe on a macroscopic level variations in vocabulary, public opinions, or social topics through various time periods. These data may help to train a model that is capable of predicting future social themes. Furthermore, it may help to examine which kinds of posts are more prevalent on certain days, as with holidays or periods with special events.

4.6. Factors affecting social relevance

This is the most generic and the hardest question. *Why does a given post have so many views, ups, or favorites? Why do some posts trigger vastly more comments than others? Why do some posts seem so engaging and meaningful for people?* Indeed, certain images and videos inherently bear the quality like funny, sad, or interesting and may help to partially explain the popularity for a given post. However, beyond a certain point, these factors themselves cannot explain high social engagement that post has. We hypothesize that post’s relationship with contemporary news and specific events and/or several of the post’s comments contributes to its high social relevance. With a multi-modality model that incorporates all available information, we believe it can fathom what makes a post socially engaging. This model, in turn, can help machines to behave more like humans, gain a better understanding of emotions, and create posts or comments that intrigues real humans. This model could help with the development of tools designed to produce relevant content, or perform content moderation at a large-scale level.

5. Baseline Social Analysis Experiments

One of the potential tasks that this novel dataset imagines is the prediction of the social score a particular post might receive. Such a tool has wide-reaching application from content moderation to advertising and social analytics [29, 23, 27, 33]. Here, we present a basic first-look at the performance of such a tool on our dataset, and we show that there is significant room for research improvement over simple multi-modal baselines.

Our goal in this baseline experiment is to model the points-ratio of a sample, the number of upvotes divided by

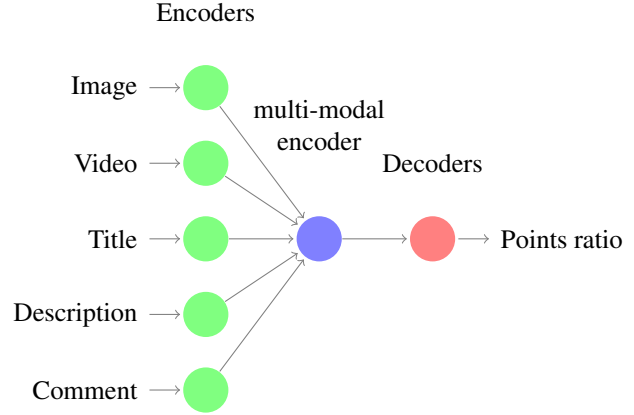


Figure 3: Illustration of our model

the total number of votes. This is a number between zero and one, which roughly reflects the attitude of the community towards a particular post.

5.1. Data Cleaning & Processing

In our selection to build a dataset subset for training, we want to ensure that each type of post, judged by its topic, theme, and social meaning, has enough candidates to allow model training to become possible. We selected ‘tag’ as the criterion, retaining posts that contain any of the top 1000 used tags out of 113,757 different tags. These 1000 tags cover 74.55% of 1,145,595 tag instances throughout all posts. The dataset subset consists of 324,888 examples for training and 40,448 examples for validation. An unreleased partition is held off as the test set.

Images: We pre-process each image³ by resizing its longest dimension to 500 pixels, symmetrically padding zeros to 500 * 500, and downsizing to 224 * 224.

Videos: To enable model training over videos, we sample at most 5 frames per second, then perform the same pre-processing described in the images section for each frame. If the video has less than 10 frames or, in edge-cases, if the video has 0 frames per second, all frames will be retained. To enable batch training, we limit the number of frames for the video to 64 and pad with the last frame if the video does not have a sufficient number of frames.

Description/Title/Top-Comment: We use a standard BERT tokenizer [34] to tokenize all descriptions, and computed unique words based on tokenized results, including the ‘[UNK]’ token. We then add ‘[CLS]’ to the start and ‘[SEP]’ to the end of all descriptions.

5.2. Models

To model the points ratio based on the multiple sets of input modalities, we suggest the model in Figure 3, in-

³Based on a single random image from each post

spired by the work by Kaiser *et al.* [10] on multi-model encoders. The model extracts semantic information from each modality and uses a fusion layer to create a joint-embedding across all of the input modalities.

The model consists of three parts:

- Encoder modules that take in raw images, video frames, or texts and output corresponding embedding vector. Each modality has its own encoder.
- A multi-modal encoder that takes in embedding from all encoders and outputs a contextual embedding that contains information regarding each of input modalities.
- A decoder module that takes in contextual embedding and generates the labels - in our baseline experiment this corresponds to points-ratio, however in practice it could be any of the available modalities in the dataset.

Image encoder: We use a pre-trained ResNet152 over ImageNet dataset [18] as the feature extractor, collect its output before the last pooling layer, and feed the extracted features to a single layer fully connected network that outputs the final image embedding.

Video encoder: We use a pre-trained D3D network over Kinetics-600 dataset [30] as the feature extractor, collect its output before the last dropout layer, and feed the extracted features to a single layer fully connected network that outputs the final video embedding.

Language encoders: For each of the language modalities, we instantiate an instance of the same encoder. The encoder first tokenizes the text via BERT large uncased tokenizer. It truncates the tokenized result to 100 tokens, adds '[CLS]' and '[SEP]' to the beginning and the end of the token sequence⁴, and pads with '[UNK]' until the sequence has 102 tokens. The tokenized input then gets feed into the pre-trained BERT large uncased model [34], whose last layer embedding output serves as the input to a 3-layer attention-based encoder.

Multi-modal fusion: We sequentially stack encoder embedding in the order of [image, video, description, title, top comment], skipping over any encoder that is not used. We use a two-layer fully connected network with hidden size 1024 to learn contextual embedding from encoder outputs.

Point ratio decoder: The contextual embedding is first flattened across the encoder dimension, then gets passed into a single layer fully connected network to predict points ratios.

⁴This step is performed to ensure consistency with the pre-trained model

Method	Mean L_1 point ratio prediction error
Baseline	0.02330 ± 0.02909
Image Only ¹	0.02293 ± 0.03079
Video Only	0.02111 ± 0.02940
Image + Video ¹	0.02369 ± 0.03073
Description Only ²	0.02397 ± 0.03180
Title Only ⁴	0.02314 ± 0.02882
Top-Comment Only	0.02578 ± 0.03287
Description + Title + Top-Comment ²	0.02428 ± 0.02824
All Encoders ³	0.02323 ± 0.03172

¹ p -value of Image vs. Image + Video is 0.547

² p -value of Description vs. Description + Title + Top-Comment is 0.597

³ p -value of Video vs. All is 0.5754

⁴ p -value of Title vs. All is 0.5701

Table 3: Validation performance of the baseline models. All values are pairwise statistically significant at $p = 0.05$, with the exception of those mentioned in the footnotes.

5.3. Experiment Setup

Loss: Our goal is to predict the points-ratio of each of the samples, and we do so by optimizing the L_2 error between the predicted and target points ratio as a regression problem.

Optimization: The models are trained with the PyTorch Adam optimizer [18], and learning rate $3e - 4$ for 100 epochs with batch size of 128 on a single NVIDIA TITAN RTX GPU with an Intel i9-7960X CPU.

6. Results & Analysis

Table 3 outlines the results of our baseline experimentation. Of the different methods for encoding, the image and video only encoders are the only ones that are able to outperform a simple mean baseline. While the results are a good first step towards modeling over the new data, they represent significant room for improvement beyond the current model behavior.

We expect that the main reason for the performance discrepancy in performance is the domain shift from the pre-trained models that we employed to the current data. The BERT models are trained on large-scale text data, and the image/video models are trained on ImageNet/Kinetics, which likely have a very different distribution of inputs than what is seen in the current data. By fine-tuning the image representations, and learning semi-supervised and unsupervised embeddings on the scale of our data, we expect that we can get far better performance.

In addition, it is possible that the large variation in performance is caused primarily by the ability of models to distinguish fine-grained differences in the points ratio between

the examples. Because we originally trained the models with an L2 loss, the diminishing returns as we approach zero interact poorly with the optimization, leaving us a numerically unstable optimization problem. A next step would be to investigate Huber style losses, which remain differentiable close to zero but have behavior closer to L1 metric losses.

7. Concluding Remarks

In this work we presented SVLD, a multi-modality dataset that innately combines both vision and language data in the context of social media, which has several key characteristics: it has 2.9 million images in posts and 1.4 million images in comments, 488k videos in posts and 4.6 million videos in comments, and a total of 96.9 million comments. We provide a wide range of statistics for the dataset as a whole and each of the modalities. Finally, we discuss several possible venues for future research and perform a simple baseline regression experiment. The dataset and baseline code for the processing of data and our experiments are publicly available at <https://cannylab.github.io/svld>.

References

- [1] r/datasets - i have every publicly available reddit comment for research. 1.7 billion comments @ 250 gb compressed. any interest in this? [1](#), [2](#), [5](#)
- [2] Sami Abu-El-Haija, Nisarg Kothari, Joonseok Lee, Paul Natsev, George Toderici, Balakrishnan Varadarajan, and Sudheendra Vijayanarasimhan. Youtube-8m: A large-scale video classification benchmark. *arXiv preprint arXiv:1609.08675*, 2016. [1](#)
- [3] Peter Anderson, Xiaodong He, Chris Buehler, Damien Teney, Mark Johnson, Stephen Gould, and Lei Zhang. Bottom-up and top-down attention for image captioning and visual question answering. In *Proceedings of the IEEE conference on computer vision and pattern recognition*, pages 6077–6086, 2018. [5](#)
- [4] Carlos Busso, Murtaza Bulut, Chi-Chun Lee, Abe Kazemzadeh, Emily Mower, Samuel Kim, Jeannette N Chang, Sungbok Lee, and Shrikanth S Narayanan. Iemo-cap: Interactive emotional dyadic motion capture database. *Language resources and evaluation*, 42(4):335, 2008. [2](#)
- [5] Manfred Del Fabro and Laszlo Böszörményi. State-of-the-art and future challenges in video scene detection: a survey. *Multimedia systems*, 19(5):427–454, 2013. [1](#)
- [6] Jia Deng, Wei Dong, Richard Socher, Li-Jia Li, Kai Li, and Li Fei-Fei. Imagenet: A large-scale hierarchical image database. In *2009 IEEE conference on computer vision and pattern recognition*, pages 248–255. Ieee, 2009. [2](#), [3](#)
- [7] Francis Ferraro, Nasrin Mostafazadeh, Lucy Vanderwende, Jacob Devlin, Michel Galley, Margaret Mitchell, et al. A survey of current datasets for vision and language research. *arXiv preprint arXiv:1506.06833*, 2015. [1](#), [5](#)
- [8] Raghav Goyal, Samira Ebrahimi Kahou, Vincent Michalski, Joanna Materzynska, Susanne Westphal, Heuna Kim, Valentin Haenel, Ingo Fruend, Peter Yianilos, Moritz Mueller-Freitag, et al. The” something something” video database for learning and evaluating visual common sense. In *ICCV*, volume 1, page 5, 2017. [2](#)
- [9] iceTwy. imgur-scraper, Mar. 2014. [2](#)
- [10] Lukasz Kaiser, Aidan N Gomez, Noam Shazeer, Ashish Vaswani, Niki Parmar, Llion Jones, and Jakob Uszkoreit. One model to learn them all. *arXiv preprint arXiv:1706.05137*, 2017. [1](#), [5](#), [7](#)
- [11] Jure Leskovec and Rok Sosič. Snap: A general-purpose network analysis and graph-mining library. *ACM Transactions on Intelligent Systems and Technology (TIST)*, 8(1):1, 2016. [2](#), [5](#)
- [12] Qi Li. Literature survey: domain adaptation algorithms for natural language processing. *Department of Computer Science The Graduate Center, The City University of New York*, pages 8–10, 2012. [5](#)
- [13] Paul Pu Liang, Ziyin Liu, Amir Zadeh, and Louis-Philippe Morency. Multimodal language analysis with recurrent multistage fusion. *arXiv preprint arXiv:1808.03920*, 2018. [2](#)
- [14] Li Liu, Wanli Ouyang, Xiaogang Wang, Paul Fieguth, Jie Chen, Xinwang Liu, and Matti Pietikäinen. Deep learning for generic object detection: A survey. *International Journal of Computer Vision*, 128(2):261–318, 2020. [1](#)
- [15] Antoine Miech, Dimitri Zhukov, Jean-Baptiste Alayrac, Makarand Tapaswi, Ivan Laptev, and Josef Sivic. Howto100m: Learning a text-video embedding by watching hundred million narrated video clips. In *Proceedings of the IEEE International Conference on Computer Vision*, pages 2630–2640, 2019. [1](#)
- [16] Bojar Ondrej, Rajen Chatterjee, Federmann Christian, Graham Yvette, Haddow Barry, Huck Matthias, Koehn Philipp, Liu Qun, Logacheva Varvara, Monz Christof, et al. Findings of the 2017 conference on machine translation (wmt17). In *Second Conference on Machine Translation*, pages 169–214. The Association for Computational Linguistics, 2017. [2](#)
- [17] Sunghyun Park, Han Suk Shim, Moitreyia Chatterjee, Kenji Sagae, and Louis-Philippe Morency. Computational analysis of persuasiveness in social multimedia: A novel dataset and multimodal prediction approach. In *Proceedings of the 16th International Conference on Multimodal Interaction*, pages 50–57, 2014. [2](#)
- [18] Adam Paszke, Sam Gross, Soumith Chintala, Gregory Chanan, Edward Yang, Zachary DeVito, Zeming Lin, Alban Desmaison, Luca Antiga, and Adam Lerer. Automatic differentiation in pytorch. 2017. [7](#)
- [19] Douglas B Paul and Janet M Baker. The design for the wall street journal-based csr corpus. In *Proceedings of the workshop on Speech and Natural Language*, pages 357–362. Association for Computational Linguistics, 1992. [2](#), [3](#)
- [20] Dhanesh Ramachandram and Graham W Taylor. Deep multimodal learning: A survey on recent advances and trends. *IEEE Signal Processing Magazine*, 34(6):96–108, 2017. [5](#)
- [21] Fabien Ringeval, Andreas Sonderegger, Juergen Sauer, and Denis Lalanne. Introducing the recola multimodal corpus of

- remote collaborative and affective interactions. In *2013 10th IEEE international conference and workshops on automatic face and gesture recognition (FG)*, pages 1–8. IEEE, 2013. 2
- [22] Julian Risch and Ralf Krestel. Top comment or flop comment? predicting and explaining user engagement in online news discussions. *arXiv preprint arXiv:2003.11949*, 2020. 3
- [23] Georgios Rizos, Symeon Papadopoulos, and Yiannis Kompatsiaris. Predicting news popularity by mining online discussions. In *Proceedings of the 25th International Conference Companion on World Wide Web*, pages 737–742, 2016. 6
- [24] Anna Rohrbach, Makarand Tapaswi, Atousa Torabi, Tegan Maharaj, Marcus Rohrbach, Sanja Fidler Christopher Pal, and Bernt Schiele. The joint video and language understanding workshop: Movieqa and the large scale movie description challenge (lsmc), 2017. 1
- [25] saadmanrafat. imgur-scraper, Mar. 2018. 2
- [26] Moamar Sayed-Mouchaweh and Edwin Lughofer. *Learning in non-stationary environments: methods and applications*. Springer Science & Business Media, 2012. 6
- [27] Jordan Segall and Alex Zamoshchin. Predicting reddit post popularity. *nd): n. pag. Stanford University*, 2012. 6
- [28] Piyush Sharma, Nan Ding, Sebastian Goodman, and Radu Soricut. Conceptual captions: A cleaned, hypernymed, image alt-text dataset for automatic image captioning. In *Proceedings of the 56th Annual Meeting of the Association for Computational Linguistics (Volume 1: Long Papers)*, pages 2556–2565, 2018. 1, 2
- [29] Greg Stoddard. Popularity and quality in social news aggregators: A study of reddit and hacker news. In *Proceedings of the 24th international conference on world wide web*, pages 815–818, 2015. 6
- [30] Jonathan C Stroud, David A Ross, Chen Sun, Jia Deng, and Rahul Sukthankar. D3d: Distilled 3d networks for video action recognition. *arXiv preprint arXiv:1812.08249*, 2018. 7
- [31] Yao-Hung Hubert Tsai, Paul Pu Liang, Amir Zadeh, Louis-Philippe Morency, and Ruslan Salakhutdinov. Learning factorized multimodal representations. *arXiv preprint arXiv:1806.06176*, 2018. 1, 2
- [32] Oriol Vinyals, Alexander Toshev, Samy Bengio, and Dumitru Erhan. Show and tell: Lessons learned from the 2015 mscoco image captioning challenge. *IEEE transactions on pattern analysis and machine intelligence*, 39(4):652–663, 2016. 1, 2
- [33] Tong Wang, Ping Chen, and Boyang Li. Predicting the quality of short narratives from social media. *arXiv preprint arXiv:1707.02499*, 2017. 6
- [34] Thomas Wolf, Lysandre Debut, Victor Sanh, Julien Chaumond, Clement Delangue, Anthony Moi, Pierric Cistac, Tim Rault, R’emi Louf, Morgan Funtowicz, and Jamie Brew. Huggingface’s transformers: State-of-the-art natural language processing. *ArXiv*, abs/1910.03771, 2019. 6, 7
- [35] Martin Wöllmer, Felix Weninger, Tobias Knaup, Björn Schuller, Congkai Sun, Kenji Sagae, and Louis-Philippe Morency. Youtube movie reviews: Sentiment analysis in an audio-visual context. *IEEE Intelligent Systems*, 28(3):46–53, 2013. 2
- [36] Jun Xu, Tao Mei, Ting Yao, and Yong Rui. Msr-vtt: A large video description dataset for bridging video and language. In *Proceedings of the IEEE conference on computer vision and pattern recognition*, pages 5288–5296, 2016. 1, 2
- [37] Ning Xu, An-An Liu, Jing Liu, Weizhi Nie, and Yuting Su. Scene graph captioner: Image captioning based on structural visual representation. *Journal of Visual Communication and Image Representation*, 58:477–485, 2019. 5
- [38] Xu Yang, Kaihua Tang, Hanwang Zhang, and Jianfei Cai. Auto-encoding scene graphs for image captioning. In *Proceedings of the IEEE Conference on Computer Vision and Pattern Recognition*, pages 10685–10694, 2019. 5
- [39] AmirAli Bagher Zadeh, Paul Pu Liang, Soujanya Poria, Erik Cambria, and Louis-Philippe Morency. Multimodal language analysis in the wild: Cmu-mosei dataset and interpretable dynamic fusion graph. In *Proceedings of the 56th Annual Meeting of the Association for Computational Linguistics (Volume 1: Long Papers)*, pages 2236–2246, 2018. 2
- [40] Shuai Zhang, Lina Yao, Aixin Sun, and Yi Tay. Deep learning based recommender system: A survey and new perspectives. *ACM Computing Surveys (CSUR)*, 52(1):1–38, 2019. 4