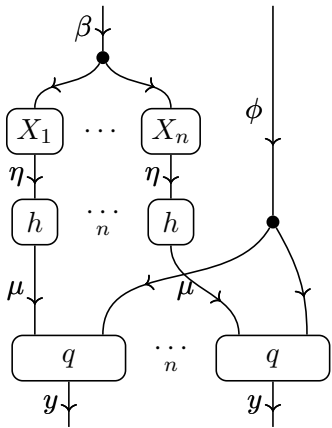


THE ALGEBRA AND MACHINE REPRESENTATION OF STATISTICAL MODELS



A DISSERTATION
SUBMITTED TO THE DEPARTMENT OF STATISTICS
AND THE COMMITTEE ON GRADUATE STUDIES
OF STANFORD UNIVERSITY
IN PARTIAL FULFILLMENT OF THE REQUIREMENTS
FOR THE DEGREE OF
DOCTOR OF PHILOSOPHY

Evan Patterson
June 2020

Preface

As the twin movements of open science and open source bring an ever greater share of the scientific process into the digital realm, new opportunities arise for the meta-scientific study of science itself, including of data science and statistics. Future science will likely see machines play an active role in processing, organizing, and perhaps even creating scientific knowledge. To make this possible, large engineering efforts must be undertaken to transform scientific artifacts into useful computational resources, and conceptual advances must be made in the organization of scientific theories, models, experiments, and data.

This dissertation takes steps toward digitizing and systematizing two major artifacts of data science, statistical models and data analyses. Using tools from algebra, particularly categorical logic, a precise analogy is drawn between models in statistics and logic, enabling statistical models to be seen as models of theories, in the logical sense. Statistical theories, being algebraic structures, are amenable to machine representation and are equipped with morphisms that formalize the relations between different statistical methods. Turning from mathematics to engineering, a software system for creating machine representations of data analyses, in the form of Python or R programs, is designed and implemented. The representations aim to capture the semantics of data analyses, independent of the programming language and libraries in which they are implemented.

Guide to reading

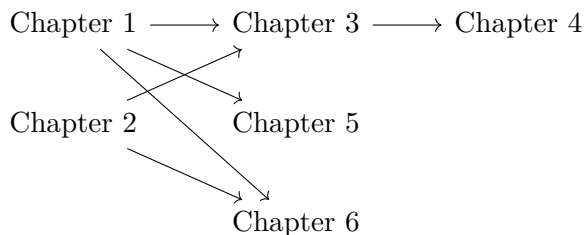
Data science and statistics, category theory and categorical logic, program analysis and programming language theory all interact in this dissertation. Individually these are large fields, but the group of people conversant in them all cannot be very large. In the hope of expanding the readership, I have explicated much that is already known in addition to my own contributions. So, if the expert in some area is surprised to find me explaining

something they know very well, I hope that they will forgive me on the grounds that it is part of the design.

After a general introduction in the first chapter, the dissertation proceeds in two fairly independent directions. In Chapters 3 and 4, I develop the algebra of statistical theories, statistical models, and their morphisms. Knowledge of probability theory and exposure to abstract algebra are assumed. Measure theory is used, but more as an unifying language for probability than as a substantive mathematical theory. The necessary background in category theory is presented in Chapter 2. Readers familiar with category theory may omit this chapter, referring to it as needed for the less standard definitions and examples. An impressionistic view can be formed by reading the Introduction and then perusing the many examples of Chapter 4, with the understanding that the mathematical underpinnings are supplied by Chapters 2 and 3.

In the second major part, I describe the design and implementation of a software system for creating semantic representations of data science workflows. Chapter 5, on the analysis of data science code, assumes a working knowledge of the programming languages Python and R. In Chapter 6, I present the Data Science Ontology and a procedure for the semantic enrichment of idealized computer programs. The formal description of the ontology and procedure is category-theoretic, for which the necessary background is again contained in Chapter 2. Although they describe components of a unified software system, Chapters 5 and 6 can be read independently of each other. The concluding Chapter 7 describes limitations of the work, suggests directions for future work, and offers a general outlook on how the structuralist approach to data analysis might transform the scientific process.

Pictorially, the dependencies between the chapters are:



Acknowledgments

Over the course of this project I have benefited from the advice and support of many people. I am deeply grateful to my advisor, Emmanuel Candès, for sharing his broad knowledge of

statistics and applied mathematics and for consistently supporting my research explorations, no matter where they led me. Through his commitment to careful, intellectually serious science, he has been and remains a great role model to me. I also thank the other members of my thesis committee, namely John Chambers, Trevor Hastie, Mykel Kochenderfer, and Mark Musen, for their advice. I am especially thankful to John Chambers for his enthusiastic support of both parts of this project and for his helpful comments on the manuscript.

The semantic modeling of data science code began during my time at IBM Research, where I was fortunate to collaborate with Ioana Baldini, Aleksandra Mojsilovic, and Kush Varshney. I thank them for their mentorship and for introducing me to a line of research that I likely would not have otherwise pursued. This part of my thesis has also benefited from conversations with Roxana Danger, Julian Dolby, Yaoli Mao, Robert McBurney, Holie Schmidt, and Gustavo Stolovitzky.

The algebra of statistical theories and models grew out of interactions with the field of applied category theory. I am grateful to John Baez and David Spivak for encouraging me to explore this area at a time when I knew very little about it. I thank James Fairbanks, Brendan Fong, Jade Master, and David Spivak for helpful conversations related to this part of the thesis. I also thank Arquimedes Canedo for the opportunity to work on applied category theory at Siemens.

As a student in the Statistics Department at Stanford I benefited from interactions with many excellent peers and colleagues. From my original student cohort, I am especially grateful for time spent with my friends Paulo Orenstein and Feng Ruan. From the Candès research group, I thank Stephen Bates, Qijia Jiang, and Yaniv Romano for conversations and collaboration. I also thank the department administrative staff, particularly Susie Ementon, for their patience and willingness to help.

Finally, I wish to express my deep appreciation for the friends and family who have supported me over a period of time that has not always been simple or easy. Especially to my mother, Morgan; my brother, Wes; my uncle, Brian; and my significant other, Julia, I am ever grateful for your unconditional love and encouragement.

List of Notation

Commonly used symbols

$ \mathbf{C} $	collection of all objects in category \mathbf{C}
$\mathbf{C}(x, y)$	collection of all morphisms $x \rightarrow y$ in category \mathbf{C}
Δ^d	standard d -simplex in \mathbb{R}^{d+1}
Δ_x	copying, or duplication, morphism $x \rightarrow x \otimes x$
\diamond_x	deleting, or discarding, morphism $x \rightarrow I$
$\mathbb{E}(X)$	expectation of random variable X
\mathbb{k}	a generic field, usually \mathbb{R}
$\mathbf{Mod}(\mathbf{T})$	category of models of theory \mathbf{T}
\mathbb{N}	rig of natural numbers, $\{0, 1, \dots\}$
\mathcal{N}	family of univariate normal distributions
\mathcal{N}_d	family of d -dimensional normal distributions
$\text{Prob}(\mathcal{X})$	space of probability measures on measurable space \mathcal{X}
R	a generic commutative rig (“ring without negatives”), usually \mathbb{R} or \mathbb{R}_+
\mathbb{R}	field of real numbers
\mathbb{R}_+	rig of nonnegative real numbers
\mathbb{R}_+^*	multiplicative group of positive real numbers
\mathcal{S}^d	space of $d \times d$ symmetric real matrices
\mathcal{S}_+^d	cone of $d \times d$ positive semi-definite real matrices
$\sigma_{x,y}$	braiding morphism $x \otimes y \rightarrow y \otimes x$
$\mathbf{Th}(\mathbf{C})$	theory (a category) corresponding to category \mathbf{C}
$\text{Var}(X)$	variance of random variable X
\mathbb{Z}	ring of integers

Named categories

Ab	abelian groups and group homomorphisms
Aff \mathbb{k}	affine spaces over \mathbb{k} and affine maps
(C)Bimon	(bicommutative) bimonoids and bimonoid homomorphisms
Cart	cartesian monoidal categories and cartesian functors
Cat	categories and functors
CCC	cartesian closed categories and cartesian closed functors
(C)Comon	(commutative) comonoids and comonoid homomorphisms
Cone	conical spaces and conic-linear maps
Conv	convex spaces and convex-linear maps
Graph	graphs and graph homomorphisms
Grp	groups and group homomorphisms
Lawvere	Lawvere theories and strict cartesian functors preserving object generators
Markov	Polish measurable spaces and Markov kernels
Meas	Polish measurable spaces and measurable maps
Mod R	R -modules and R -linear maps
(C)Mon	(commutative) monoids and monoid homomorphisms
(S)MonCat	(symmetric) monoidal categories and strong (symmetric) monoidal functors
PRO(P)	PRO(P)s and strict (symmetric) monoidal functors preserving object generators
Poset	partially ordered sets (posets) and monotone maps
Preord	preordered sets (prosets) and monotone maps
Rel	sets and binary relations
Set	sets and functions
Stat	vector space subsets and Markov kernels
Top	topological spaces and continuous maps
Vect \mathbb{k}	vector spaces over \mathbb{k} and linear maps

Contents

Preface	iv
List of Notation	vii
Contents	ix
1 Introduction	1
1.1 The algebra of statistical models	5
1.2 Machine representation of data analyses	11
1.3 Notes and references	18
2 Elements of category theory and categorical logic	21
2.1 Categories, functors, and natural transformations	22
2.2 Monoidal categories and their graphical language	31
2.3 Cartesian categories and algebraic theories	42
2.4 Interacting supplies in monoidal categories	51
2.5 Notes and references	58
3 The algebra of statistical theories and models	62
3.1 Markov kernels in statistics	63
3.2 Algebraic reasoning about Markov kernels	73
3.3 Linear algebraic reasoning about Markov kernels	79
3.4 Statistical theories, models, and their morphisms	91
3.5 Morphisms of statistical theories and model migration	97
3.6 Notes and references	108

4	A zoo of statistical theories and models	112
4.1	Linear models with discrete predictors	113
4.2	Linear models with general design	121
4.3	Bayesian and hierarchical linear models	132
4.4	Generalized linear models	140
4.5	Notes and references	148
5	Computer program analysis of data science code	151
5.1	Recording flow graphs using program analysis	152
5.2	Flow graphs for Python	159
5.3	Flow graphs for R	163
5.4	Notes and references	167
6	Semantic enrichment of data science code	169
6.1	The Data Science Ontology	170
6.2	Semantic enrichment algorithm	174
6.3	Concepts as a category	177
6.4	Annotations as a functor	183
6.5	Flow graphs and categories of elements	187
6.6	Notes and references	189
7	Conclusion	191
7.1	Limitations and future work	192
7.2	Outlook: statistics and the scientific method	194
	Bibliography	197

Chapter 1

Introduction

In 1988, retired physicist and information scientist Don Swanson announced his discovery of an intriguing possible connection between migraine headaches and magnesium deficiency. Although Swanson had no formal medical training and had conducted no experiments, his argument was found compelling enough by the medical community to warrant further study. The argument follows a simple schema. Due to the vastness of the scientific literature, and its tendency to cluster along disciplinary lines, there surely exist causal connections between factors A and C that are not explicitly documented in the literature, but that are still *implicitly* present in it through mediating factors B with documented links between A and B , and B and C . In present case, where A is magnesium deficiency and C is migraine headaches, Swanson found little direct literature overlap but no less than eleven possible mediators B , including calcium channel blockers, epilepsy, and platelet aggregation. Subsequent confirmatory studies reported a statistically and practically significant effect of magnesium in reducing migraine headaches.

This unorthodox research program was crucially aided by the online database Medline, which provides bibliographic information for the life sciences and biomedicine. The decades following Swanson's discovery have seen large growth in the number and size of scientific publication databases, accompanied by the creation of aggregators like Web of Science and Google Scholar and the adoption of preprint servers like arXiv and bioRxiv. As the open science movement gathers momentum, the prospect of a world where most or all scientific publications are open and available online begins to resemble reality. Nevertheless, meta-scientific research in the style of Swanson remains a niche activity that has not dramatically accelerated scientific discovery. It is instructive to ask why this is.

One reason is that a fishing expedition through the scientific literature may easily yield false discoveries. Swanson mitigates the statistical problems of multiple comparisons and spurious correlations by searching for evidence that, once noticed, appears overwhelming. The migraine-magnesium link was supported by not one but eleven distinct mediating correlations, reducing the chances of finding a weak or nonexistent direct correlation or of confusing a purely correlational relationship with a causal one. In effect, Swanson targets a regime where the signal so overwhelms the noise that statistics is superfluous. Considering the breadth of science and practical necessity for scientists to specialize, it seems likely that many other potential discoveries are “hiding in plain sight.”

So, without diminishing the serious statistical problems that it brings, the challenge facing meta-scientific research today is more basic. It is that any systematic processing of the scientific literature involving logical inference, no matter how trivial, is extremely difficult. Swanson conducted his searches manually, aided only by the Medline search engine. This methodology is inherently unscalable, and few people possess the patience and good scientific judgment required to carry it out effectively, even in a limited domain. The need for machine assistance is clear.

In order to create useful software to support meta-scientific research, scientific knowledge must somehow be encoded on a computer. This is challenging because the primary bearer of scientific knowledge—the scientific paper—is fundamentally a human artifact, written by humans to be read by humans. Two broad approaches to the computational representation of scientific knowledge, neither mutually exclusive nor exhaustive, can be distinguished. The first is to extract information algorithmically from scientific papers, textbooks, and other natural language texts. This approach has the advantage of being highly scalable, but, despite significant recent advances in natural language processing, extracting precise logical information from unstructured text continues to be unreliable. An alternative is to directly specify scientific knowledge in machine-interpretable form. Knowledge engineering tends to yield greater precision at the expense of greater human effort and, in some cases, increased brittleness in unforeseen situations.

Any method to digitize scientific knowledge includes, at least implicitly, an understanding about what kind of information is to be represented. In fact, knowledge about science takes many forms, ranging from experimental designs and collected data, to data processing and analysis, to mathematical and statistical models, and finally to the larger scientific theories and paradigms in which models are embedded. These common elements interact

with each other in complex ways. Moreover, they manifest differently across different fields of the natural and social sciences.

In short, the program of digitizing scientific knowledge is complex and multi-faceted. It has inspired and involved workers from many fields, each with their own perspectives. Being a dissertation in statistics, the present work restricts itself to that part of the scientific process concerning statistical modeling and data analysis. Certain other fields of science, such as genetics, proteomics, and biomedicine, have seen large, organized efforts to record their accumulated findings in machine-interpretable form. In statistics and machine learning, there has been comparatively little such work, despite statistics serving an important auxiliary role in scientific inference across the sciences. As a result, an essential element of the scientific process remains largely impervious to introspection by machines.

A good computational representation of data analysis would enable data scientists to communicate, collaborate, and extend existing work more efficiently. Today, data analysis is communicated almost entirely through written descriptions in the methods and results sections of scientific reports. While providing valuable opportunity to develop a narrative and motivate analytical decisions, these descriptions often omit crucial details. Moreover, statistical modeling has many degrees of freedom: it is rarely the case that a single model presents itself as obviously superior to all others. A critical reader may wish to test the selected model's assumptions or fit, extend the model, or evaluate it against competing models. To do so, they must either reproduce the original analysis from scratch, or else obtain and modify the analysis source code. The former is often impossible, and the latter requires, at minimum, that the code be understood well enough to use it. All of this would be enormously simplified by a computational representation that allowed models to be inspected and manipulated *as data*.

At a larger scale, the ability to treat data analysis as data itself is clearly essential to both meta-analysis and meta-learning. In meta-analysis, the aim is to increase statistical precision and power by aggregating analyses from independent studies; in meta-learning, it is to improve machine learning algorithms by learning from previous experiments. Statistical analyses and machine learning metadata, respectively, are thus treated as data themselves. The inability to represent data analysis in a computationally useful way is a major obstacle to automation in meta-analysis.

Even when restricted to its statistical aspects, the digitization of science remains far too broad a project to be encompassed within a single work. This dissertation investigates two

specific topics in the representation of data analysis. These topics share similar motivations, yet are quite distinct in concept and execution. In part, the difference reflects that between the relatively well-defined field of statistics and its younger and more amorphous cousin, data science.

Although it has a long prehistory, statistics first established itself as an independent field in the early twentieth century. Its central concepts are the *statistical model*, as a parametric family of probabilistic data generating mechanisms, and *statistical inference*, as the approximate inversion of a statistical model to infer model parameters from observed data. Statistical inference is often classified according to whether it is frequentist or Bayesian and whether it concerns parameter estimation, hypothesis testing, or prediction. While the methods of statistics have evolved to meet the opportunities and challenges afforded by greater computational power and availability of data, the conceptual core of the field has held fairly constant.

The discipline of data science emerged more recently, in response to several developments. First, in the late 1980s and early 1990s, machine learning coalesced out of computer science as a field sharing much of its subject matter with statistics but having rather different culture and priorities, as well as its own theoretical framework. So, at the very least, “data science” is an umbrella term meant to encompass both statistics and machine learning. But data science reflects a trend deeper than changing disciplinary boundaries, namely that gains to computing and data acquisition technology have forced us to expand our understanding of what data analysis is. No longer does data analysis consist in fitting, more or less by hand, an analytically tractable model to a small sample of data collected in a carefully designed experiment. Data is now often gathered voraciously from heterogeneous sources under a policy of “collect first, ask questions later.” Utilizing such data might require database queries and integration, data cleaning and preprocessing, exploratory data analysis and visualization, and large-scale and distributed computing. Statistical modeling remains important, but it is now only one task among many. Data science embraces all of these activities.

The two topics of this dissertation concern the representation of statistical models and data science workflows, respectively. In the first case, the representation is so far mathematical rather than computational, although the mathematics is purposefully designed to admit a computer implementation. The second topic has a stronger engineering focus and is accompanied by a prototype implementation. Both are introduced in the sections below.

1.1 The algebra of statistical models

In the practice of statistics, in contrast to much of the theory, it is rare to posit a single fixed model, chosen before seeing the data and forbidden from being revised afterwards. Instead, the statistician initially has in mind a number of reasonable models and, after receiving the data, they will choose one on the basis of simplicity, accuracy, goodness of fit, interpretability, scientific plausibility, and other criteria. Applied statistics is thus a complex process of exploration through a whole space of models.

The models under consideration are not selected at random but are related to each other in meaningful ways. For example, one model might be related to another by adding extra predictors, incorporating interactions or nonlinearities, generalizing the sampling distribution to account for overdispersion, adjusting the hyperparameters or priors, or altering the internal components of the model, such as the link function in a generalized linear model or the activation function in a neural network. At present, there exists no formal or systematic language in which to express such relationships. This dissertation aims to introduce one.

Although motivated by practical considerations, the problem of formalizing relationships between statistical models has a philosophical background relevant to the path taken here. Beginning with the logical positivists in the early twentieth century, philosophers of science have tried to explicate how scientific theories and models are related to theories and models in mathematical logic. A bold step in this program was taken when Patrick Suppes proposed that the word “model” has essentially the same meaning in science as it does in logic [Sup61]. This does not imply that models have the same *uses* in logic and science, but rather that scientific models can be reconstructed as models of logical theories in the sense of Tarski. For Suppes, scientific theories are tested by experiments through a hierarchy of models, descending from the general theory to models of experiments and models of data [Sup66]. The latter can be regarded as statistical models.

Despite Suppes being, among other things, a statistician, later advocates of what is now called the *semantic view* of scientific theories have placed little emphasis on statistics. Statisticians, for their part, generally eschew philosophical questions about how statistical models relate to other kinds of models. Consequently, the relationship between logical and statistical models has never been properly clarified. So, in addition to its practical purpose, this work has a conceptual or philosophical purpose in drawing an exact connection between logical and statistical models.

Category theory	Mathematical logic	Statistics
Category	Theory	Statistical theory
Functor	Model	Statistical model
Natural transformation	Model homomorphism	Morphism of statistical model

Table 1.1: Dictionary between category theory, logic, and statistics

The mathematics fitted for both purposes is algebra, particularly category theory and categorical logic. Because any algebraic structure inherits from its axiomatization a notion of structure-preserving map, or *homomorphism*, reconstructing statistical models as algebraic structures would immediately yield a notion of morphism between models. Morphisms would then formalize the relationships between statistical models described earlier. But what kind of an algebraic structure is a statistical model? Category theory provides the class of compositional structures needed to answer this question. In fact, categorical logic has already established a bridge between category theory and logic that can serve as a template for the algebra of statistical models.

Table 1.1 states a dictionary translating between concepts of category theory, mathematical logic, and statistics. These correspondences are now described more carefully, beginning with that between category theory and logic.

Categorical logic originates with a formal analogy between natural transformations in category theory and model homomorphisms in logic. Given two functors $F, G : \mathbf{C} \rightarrow \mathbf{Set}$ from a category \mathbf{C} into the category of sets, the equations

$$\begin{array}{ccc} Fx & \xrightarrow{\alpha_x} & Gx \\ Ff \downarrow & & \downarrow Gf \\ Fy & \xrightarrow{\alpha_y} & Gy \end{array}, \quad \forall f : x \rightarrow y \text{ in } \mathbf{C},$$

constraining the components $(\alpha_x)_{x \in \mathbf{C}}$ of a natural transformation $\alpha : F \rightarrow G$ are formally the same as the equations making the functions $(\alpha_x)_{x \in \mathbf{C}}$ into a model homomorphism, when the morphisms f in \mathbf{C} are interpreted as function symbols in a logical theory and the functions $F(f)$ and $G(f)$ as set-theoretic models of f . In his seminal PhD thesis [Law63], William Lawvere transformed this simple analogy into a deep connection between category theory and logic, initiating a research program that continues today. According to the dictionary of categorical logic, logical theories are small categories, usually with some extra structure; models are functors out of these categories, preserving the extra structure; and

	Logic	Categorical logic
Logical system	Syntax	Algebra (2-categories)
Theories	Syntax	Algebra (small categories)
Models	Semantics	Algebra (large categories)
Model homomorphisms	Semantics	Algebra (large categories)

Table 1.2: Syntax versus semantics in conventional and categorical logic. In categorical logic, everything is algebraic, with the formerly syntactical parts of logic happening in “small” structures and semantical parts happening in “large” ones. This distinction is stated precisely in Chapter 2.

model homomorphisms are natural transformations. Choosing the extra structure, say that of cartesian categories or elementary toposes, amounts to choosing a logical system.

Categorical logic is an *algebraization* of logic that obliterates the traditional distinction between syntax and semantics (Table 1.2). As conventionally understood, logic is an interplay between syntax and semantics. The logical system and theories expressed in the system are *syntactical*, made out of strings of symbols manipulated according to certain rules, whereas models of theories and their homomorphisms are *semantical*, giving interpretation to the symbols as ordinary mathematical objects. By contrast, in categorical logic, the logical system, theories, models, and model homomorphisms are all algebraic structures or morphisms thereof. These mathematical entities, like any others, can be described in a formal language,¹ as is important for computer implementation, or in the natural language of written mathematics, as in this text.

For applications to statistics, categorical logic has three advantages over classical logic, all consequences of algebraization. The first is *functorial semantics*. Because, in categorical logic, a model of a theory \mathbf{C} is just a functor $\mathbf{C} \rightarrow \mathbf{Set}$, the target category of sets and functions can easily be replaced by another large category \mathbf{S} . The *\mathbf{S} -valued models of \mathbf{C}* , or functors $\mathbf{C} \rightarrow \mathbf{S}$, then offer an alternative interpretation of the theory. In this work, the target category will be a category of sets in Euclidean space and Markov kernels between them, thus interpreting the morphisms of the theory as probabilistic, or randomized, functions. By comparison, in theoretical statistics, a statistical model is classically defined as a Markov kernel $P : \Omega \rightarrow \mathcal{X}$ from a parameter space Ω to a sample space \mathcal{X} , assigning to every parameter $\theta \in \Omega$ a probability distribution P_θ on \mathcal{X} . Functorial semantics in a

¹Formal languages for categorical structures include essentially algebraic theories [AR94, §3.D] and generalized algebraic theories [Car78; Car86].

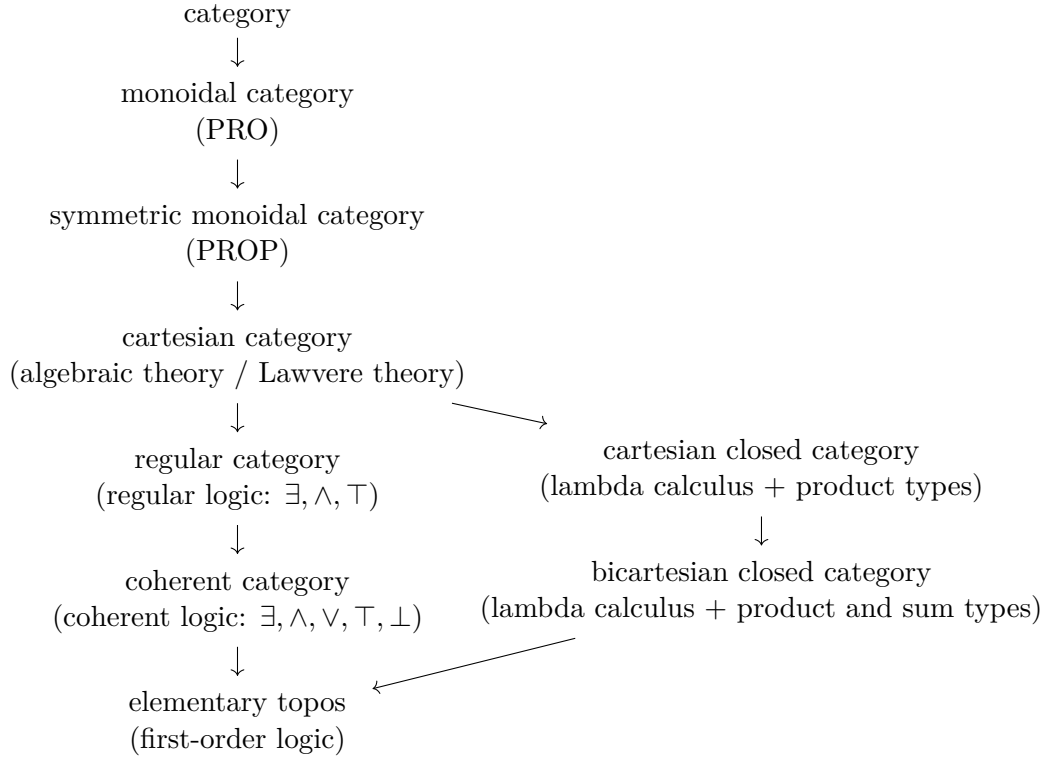


Figure 1.1: An incomplete family tree of categorical logic, including some fundamental logical systems in mathematics and computer science. The arrows are inclusions.

category of Markov kernels thus makes immediate contact with statistics.

Second, categorical logic is not a single logic but a whole family of logics defined by the presence or absence of various algebraic gadgets, allowing great flexibility in the construction of new, possibly unconventional logics. Since the publication of Lawvere’s thesis, categorical logic has subsumed many important logical systems in mathematics and theoretical computer science, a few of which are shown in the family tree of Figure 1.1. Most of the categorical structures extend the cartesian categories studied by Lawvere to accommodate increasingly expressive subsystems of typed first-order logic or other type theories.

The algebra of statistical modeling belongs to a different branch of the family tree, shown in Figure 1.2. The starting point, *Markov categories*,² are intermediate between symmetric monoidal categories and cartesian categories. In fact, a Markov category satisfies all the laws of a cartesian category, except one: a morphism $M : \mathcal{X} \rightarrow \mathcal{Y}$ can be *nondeterministic*

²The complex provenance of the notion of Markov category is reviewed in the Notes to Chapter 3.

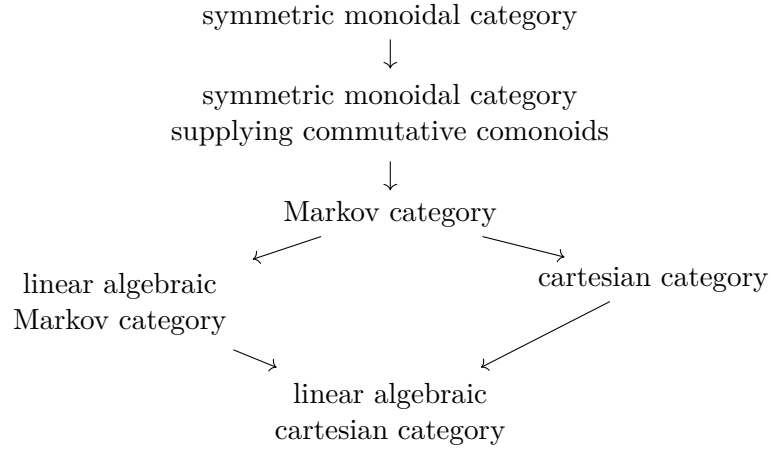
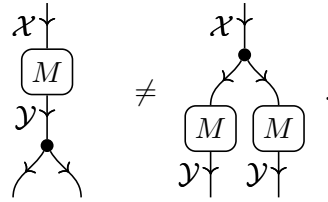


Figure 1.2: Systems of categorical logic relevant to probability and statistics

in that it fails to preserve the copying of data:



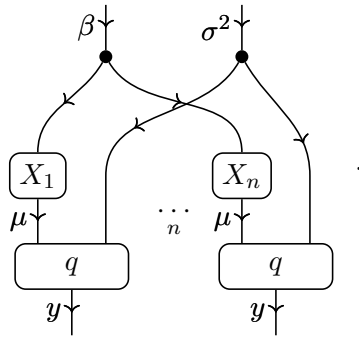
In addition to this, almost all parametric statistical models require vector space or similar structure in the parameter space and possibly also in the sample space. Thus, in *linear algebraic* Markov categories, objects may be supplied with operations for taking linear, affine, conical, or convex combinations, enabling them to be treated as vector, affine, conical, or convex spaces. A surprisingly large amount of statistics can be formulated in this setting. Aligning Figures 1.1 and 1.2 shows precisely how the algebra of statistical models is related to other categorical structures and logical systems.

Lastly, returning to the original motivation, theories in categorical logic are algebraic structures and thus admit morphisms between them. Morphisms of theories, in turn, induce morphisms of the theories' categories of models. The theories belonging to the algebra of statistics are called *statistical theories*, and the ensuing morphisms between statistical theories, and between their models and categories of models, all serve to formalize the relations that exist between statistical models.

Statistical models are classically understood as models of phenomena or data, in an informal sense of the word “model,” but not as models of a theory, in the logical sense.

This work separates statistical theories, which are small categories typically presented by generators and relations, from models of statistical theories, which are statistical models as usually understood. More precisely, a *statistical theory* is a small linear algebraic Markov category \mathbb{T} with a distinguished morphism $p : \theta \rightarrow x$, representing the sampling distribution, and a *statistical model* is a structure-preserving functor $M : \mathbb{T} \rightarrow \mathbf{Stat}$, realizing the sampling morphism as the Markov kernel $M(p)$. A *model homomorphism* between two models M and N of a statistical theory \mathbb{T} is a monoidal natural transformation $M \rightarrow N$. Having established these three fundamental definitions, a *theory morphism* $(\mathbb{T}, p) \rightarrow (\mathbb{T}', p')$ between two different statistical theories is then a functor $F : \mathbb{T} \rightarrow \mathbb{T}'$ between the underlying categories that preserves the sampling morphism, taking p to p' strictly or laxly. The functor F also induces a *model migration functor* F^* in the opposite direction, taking models of \mathbb{T}' to models of \mathbb{T} .

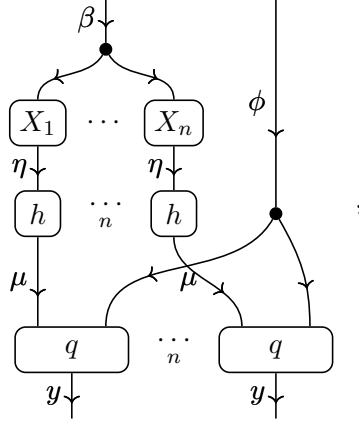
This machinery is developed systematically in Chapter 3. For now, we simply emphasize that the notion of statistical theory gives rise to a whole network of morphisms, all of which cease to exist when statistical models are divorced from their theories.³ As an example to be presented more fully in Chapter 4, consider the standard fact that a linear model is the special case of a generalized linear model where the link function is the identity and the random component is the normal distribution. Formalizing this, the theory of a linear model is a certain linear algebraic Markov category \mathbf{LM}_n together with a sampling morphism $p_n : \beta \otimes \sigma^2 \rightarrow y^{\otimes n}$ of the form



Similarly, the theory of a generalized linear model with a dispersion parameter is another

³To express this point differently, a Markov kernel $P : \Omega \rightarrow \mathcal{X}$, viewed as a classical statistical model, is generally a model of many different statistical theories. What is a valid morphism of the model depends on which theory is adopted.

category GLM_n together with a sampling morphism $p_n : \beta \otimes \phi \rightarrow y^{\otimes n}$ of form



where $h := g^{-1} : \eta \rightarrow \mu$ is the inverse of the link morphism $g : \mu \rightarrow \eta$. A morphism of statistical theories $F : (\text{GLM}_n, p_n) \rightarrow (\text{LM}_n, p_n)$ sends both parameter objects μ and η in GLM_n to μ in LM_n ; sends the parameter object ϕ to σ^2 ; sends the link morphism $g : \mu \rightarrow \eta$ to the identity 1_μ ,

$$F : \begin{array}{c} \mu \\ \downarrow \\ \boxed{g} \\ \downarrow \\ \eta \end{array} \mapsto \begin{array}{c} \mu \\ | \\ \mu \end{array} ;$$

and preserves the other generators. When applied to linear models, the model migration functor $F^* : \text{Mod}(\text{LM}_n) \rightarrow \text{Mod}(\text{GLM}_n)$ recovers the generalized linear models with identity link and the normal family.

1.2 Machine representation of data analyses

While research papers have traditionally been, and to a large extent still are, the primary information carriers of science, digital artifacts are becoming increasingly valuable in disseminating and reusing scientific work. Chief among digital artifacts are data and code. Large-scale observational studies and high-throughput measurement devices now produce data of greater size and complexity than ever before. Effective analysis of this data requires, in turn, greater computational power and more sophisticated software. Modern scientific datasets are unlikely to fit easily inside a data table in a scientific report, and their analyses are unlikely to be faithfully captured by a few paragraphs of written summary. Data and code thus take on new importance not just as ancillaries to scientific research but as

essential products of it.

The elevated status of data and code stems from both the need to verify existing scientific work and the opportunity to produce new, derivative works. On the one hand, as data and data analysis become more complex, reconstructing an analysis becomes ever more difficult without access to the data behind it or the computer programs implementing it. The movement for *reproducible research* aims to ensure that the analysis conducted in any study can be fully reproduced by scientists besides the original authors. This requires at minimum that all relevant data and code be preserved and made available. On the other hand, collecting richer data sets increases the value of data reuse through creative analyses not necessarily anticipated by the original data collectors. The prospect of productive data reuse has motivated large-scale collection efforts, of digital data and physical biosamples, in genetics, biomedicine, and other fields. Likewise, publishing data analysis code as open source software allows the whole community to modify and extend it, possibly in ways unforeseen by the original authors.

Data and code, wherever they are available, provide new material for metascience that goes beyond the traditional research paper. As data without accompanying metadata is effectively meaningless, guidelines and standards have been proposed for annotating published data. The FAIR Data Principles aim to simplify data reuse, for machines as well as humans, by making datasets more “FAIR”: findable, accessible, interoperable, and reusable [Wil+16]. Beginning with early standards like the Minimal Information About a Microarray Experiment [Bra+01], “minimal information” standards have been defined for many kinds of experimental data [McQ+16; San+19]. Generic tools to assist the acquisition of metadata and improve its quality are also being developed [Mus+15].

Source code performing data analysis can now be found on general-purpose platforms for open source software, such as GitHub, as well as on more specialized, data-scientific platforms, such as Kaggle, Code Ocean, and DREAM Challenges [SMC07; Sae+16]. Although code sharing, like data sharing, is far from being a universally adopted practice, it should be expected to grow along with the broader open science movement. Eventually it is likely to become a norm or requirement across the sciences.⁴ But how to make effective metascientific use of this new artifact is not yet clear.

The second part of this dissertation concerns the semantic analysis of data science

⁴In fields involving human subjects, privacy protections place inherent limitations on data sharing and raise difficult questions about reproducibility. Code sharing faces no such limitations. It is hindered only by institutional and technological deficits.

code, as a complement to the natural language processing of scientific papers. It may appear that computer programs, unlike natural text, are already interpretable by machines, but that is true only in the weakest of senses. Computer programs must be sufficiently detailed and precise to be executed without ambiguity by a computer. But a computer program, as understood by its authors and its users, is more than a series of instructions for moving bits around in memory. The program embodies generic concepts from its application domain, which in the context of data science include loading and transforming data, fitting and evaluating models, and making plots and other visualizations. Such concepts are not transparent to the machine. They may not be transparent to a human either, depending on how clearly the code is written and who is reading it.

This difficulty is only compounded by the massive proliferation of programming languages, frameworks, and libraries in the data science community, with different traditions tending to favor certain tools over others. The Python programming language has become very popular within machine learning, while the R language is preferred by many statisticians [R20]. Both the Python and R ecosystems are backed by lower-level code written in C, C++, and Fortran, invisible to most users but necessary for certain purposes. The Julia language has emerged recently to address this “two-language problem” [Bez+17]. Outside these general-purpose programming languages, statistical models are also built in probabilistic programming languages like Stan [Car+17].

The commonly used frameworks and libraries for data science are far too numerous to summarize. One general observation is that a single programming language can easily support multiple competing or complementary software ecosystems, written in different styles or for different purposes but providing overlapping functionality. In Python, the NumPy and SciPy packages define performant multidimensional arrays and core routines for scientific computing, in a mainly procedural style, while packages like Pandas, Scikit-learn, and Matplotlib build on this foundation to provide data structures, algorithms, and visualization for data science, in a more object-oriented style [Vir+20; McK10; Ped+11; Hun07]. Within the R community, the “base R” ecosystem comprising R’s standard library and other core packages is complemented by the newer “tidyverse” [Wic+19]. The latter set of packages makes extensive use of metaprogramming to create domain-specific language for data analysis.

Consider the highly simplified data analysis shown in three variants in Listings 1.1 to 1.3. The first is written in Python, using NumPy and SciPy; the second also in Python, but

now using Pandas and Scikit-learn; and the third in R, using R’s standard library. The first and third programs are written in a mostly functional style, whereas the second is written in object-oriented style with mutating operations. Despite differences in programming paradigm, language, and packages, all three programs perform the same analysis: read the Iris dataset from a CSV file, drop the last column (labeling the flower species), fit a k -means clustering model with three clusters to the remaining columns, and return the cluster assignments and centroids. The programs are thus *semantically equivalent*, at least at a certain level of abstraction.⁵

```
import numpy as np
from scipy.cluster.vq import kmeans2

iris = np.genfromtxt('iris.csv', dtype='f8', delimiter=',', skip_header=1)
iris = np.delete(iris, 4, axis=1)

centroids, clusters = kmeans2(iris, 3)
```

Listing 1.1: k -means clustering in Python, using NumPy and SciPy

```
import pandas as pd
from sklearn.cluster import KMeans

iris = pd.read_csv('iris.csv')
iris = iris.drop('Species', 1)

kmeans = KMeans(n_clusters=3)
kmeans.fit(iris.values)
centroids = kmeans.cluster_centers_
clusters = kmeans.labels_
```

Listing 1.2: k -means clustering in Python, using Pandas and Scikit-learn

This dissertation introduces a method and accompanying software system for creating semantic representations of data science code. The representations are machine-interpretable and, under certain assumptions, they precisely identify semantic equivalence of code, irrespective of the programming paradigm, language, or libraries used by the code.

⁵The programs may not actually produce identical results, due to numerical error or different initializations of the iterative k -means algorithm. The question of what it means for two programs to be “the same” is more subtle than it may initially appear.

```

iris = read.csv('iris.csv', stringsAsFactors=FALSE)
iris = iris[, names(iris) != 'Species']

km = kmeans(iris, 3)
centroids = km$centers
clusters = km$cluster

```

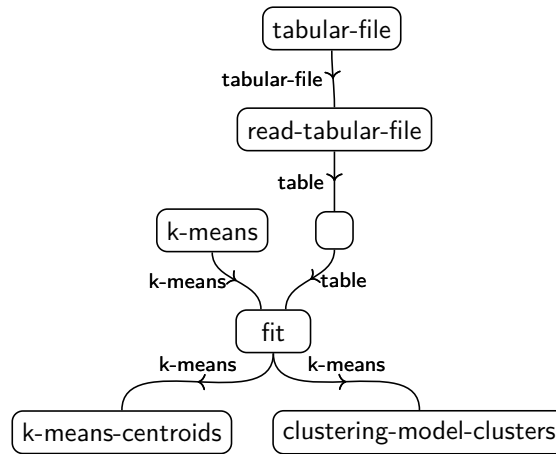
Listing 1.3: k -means clustering in R

Figure 1.3: Semantic flow graph for Listings 1.1 to 1.3

On each of the simple programs in Listings 1.1 to 1.3, the system produces the output shown in Figure 1.3. The boxes and wires in the diagram represent function calls and objects, respectively, in an idealized programming language. The labels on the boxes and wires refer to concepts in an ontology about data science, while the absence of a label indicates unknown semantics in a part of the program. Since it produces the same result on all three programs, the system correctly identifies the semantic equivalence of the programs, modulo the blank boxes. Of course, realistic data analyses will never be perfectly semantically equivalent, just more or less *semantically similar*. This similarity will be reflected by overlap between their semantic representations.

The semantic representations are constructed through a composite of two high-level processes, which form the topics of Chapters 5 and 6. First, the source code is subjected to a mixture of static and dynamic computer program analysis. The aim of this analysis is to capture the program's data flow as a string diagram, the *raw flow graph*. The boxes in this diagram represent function calls, method calls, or other computational units in the

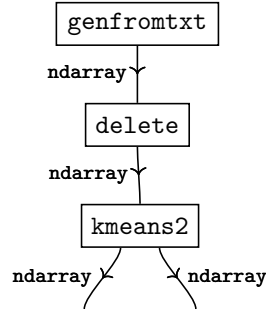


Figure 1.4: Raw flow graph for Listing 1.1

program and the wires represent objects. The raw flow graphs constructed for Listings 1.1 to 1.3 are shown in Figures 1.4 to 1.6. Although the labels in the raw flow graph correspond closely to names in the original program, a variety of transformations are needed to bring the program into conformance with an idealized model of computation. For example, the mutating method `fit` in Listing 1.2 is reinterpreted in Figure 1.5 as a function taking one `KMeans` object as input and returning another as output. The program analysis method for producing raw flow graphs has been implemented for both Python and R programs, in the respective languages.⁶

The raw flow graph is expressed in terms of the programming language and libraries of the original code. In the second major step, of *semantic enrichment*, the raw flow graph is transformed into a representation that is language and library independent. The resulting *semantic flow graph* has already been shown in Figure 1.3.

For semantic enrichment, two essential sources of information are supplied by the *Data Science Ontology*, a knowledge base about data science.⁷ *Concepts* in the ontology, cataloging ideas from machine learning, statistics, and computing on data, constitute the language in which semantic flow graphs are expressed. For instance, the `k-means` type concept in Figure 1.3 refers to the k-means clustering model and the `fit` function concept refers to the process of fitting an unsupervised model to data. The ontology also contains *annotations* mapping code from data science libraries onto concepts. For example, an annotation identifies the `KMeans` class in Scikit-learn as an instance of the `k-means` concept.

⁶Source code for the program analysis tools is available at <https://github.com/IBM/pyflowgraph> and <https://github.com/IBM/rflowgraph>.

⁷The Data Science Ontology is browsable at <https://www.datascienceontology.org>, with the source files available at <https://github.com/IBM/datascienceontology>.

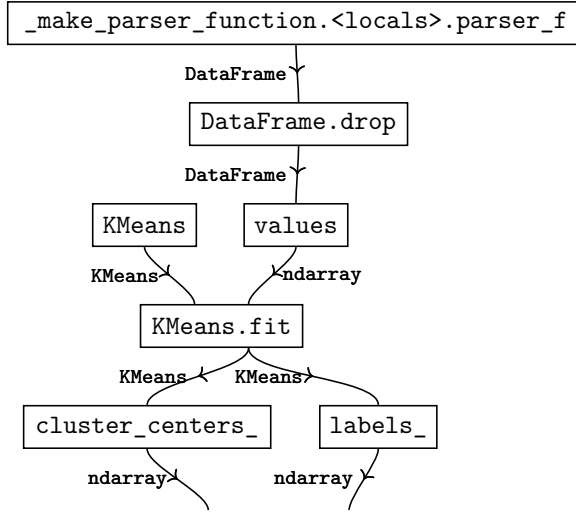


Figure 1.5: Raw flow graph for Listing 1.2

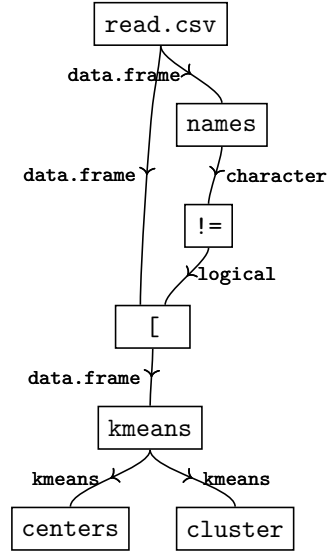


Figure 1.6: Raw flow graph for Listing 1.3

Annotations determine the transformations made by the semantic enrichment algorithm. Although agnostic to the programming language of its input data, semantic enrichment is itself implemented in Julia.⁸

The architecture of software system, spanning program analysis and semantic enrichment, is summarized by Figure 1.7. The system is fully automated, inasmuch as it requires nothing from the data analyst besides the analysis itself and the ability to execute it. The method does, however, indirectly depend on human input, since the Data Science Ontology

⁸Source code for semantic enrichment is available at <https://github.com/IBM/semanticflowgraph>. An important dependency is the package Catlab.jl, available at <https://github.com/epatters/Catlab.jl>.

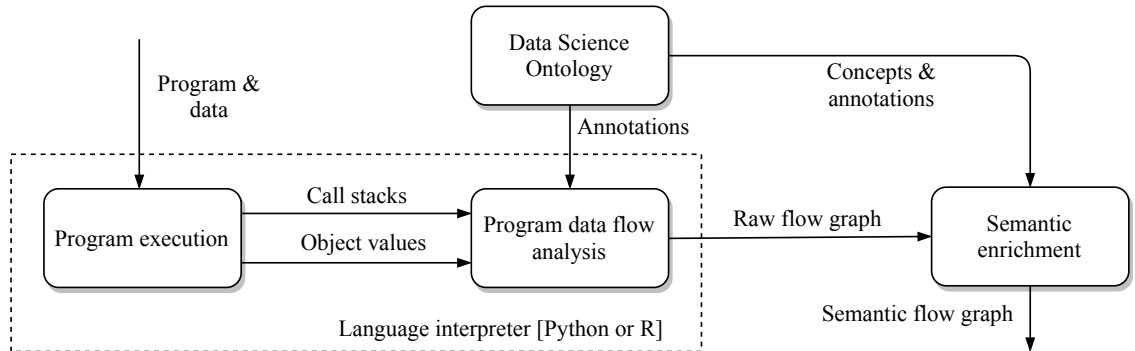


Figure 1.7: Architecture of software system for program analysis and semantic enrichment

is at present entirely human-constructed. Thus, human effort is involved in the definition of concepts and library annotations, which may then be reused for any analyses involving those concepts or libraries. The implicit assumption behind this division of labor is that data scientists use methods implemented in commonplace software packages, like Pandas or Scikit-learn, rather than inventing their own. This assumption is often, but of course not always, satisfied.

Our methodology is not universally applicable, but neither is it specific in all respects to data science. It is designed for scripts and computational notebooks written by data scientists, which tend to be shorter, more linear, and clearer semantically than the large-scale codebases written by software engineers. It would be wholly unsuited to the analysis of complex software systems like compilers or web servers. However, it might fruitfully be extended to other scientific domains with a computational focus, such as bioinformatics or computational neuroscience, through integration with existing domain-specific ontologies.

1.3 Notes and references

References related to the context and philosophy of this dissertation are collected below. For technical references, see the Notes to subsequent chapters.

Open and networked science Swanson announced his discovery, by literature mining, of a possible connection between migraine headaches and magnesium in a now classic paper [Swa88]. The review [Swa90] describes the “*ABC* syllogism” for implicit connections in the scientific literature and summarizes the migraine-magnesium study, along with an earlier proposal linking Raynaud’s syndrome and fish oil [Swa86]. Clinical studies on magnesium treatment for migraines, showing mostly positive results, are reviewed up to 1998 in [MA98].

In *Reinventing Discovery* [Nie12], Nielsen gives an inspiring account of a future science that is more open, networked, data- and machine-driven than today. Chapter 6 explores the consequences of digitizing of scientific knowledge, telling the story of Don Swanson among others. The edited collection [HTT09] explores how the “fourth paradigm”⁹ of data-intensive science will impact specific scientific fields, as well as scientific computing and

⁹According to Jim Gray, as transcribed in the introduction to [HTT09], the first paradigm is *empirical*, dating back to antiquity; the second paradigm is *theoretical*, beginning with the revolution of physics in the 17th century; and the third paradigm is *computational*, only a few decades old. Despite the implied progression, the paradigms are evidently not mutually exclusive.

communication generally.

Statistics and data science Efron and Hastie trace the evolution of statistics and the outgrowth of data science, from the 1950s to the present [EH16]. A recurring theme is how statistical methodology has changed to take advantage of greater computational power and meet the demands imposed by large-scale data collection.

All are agreed that data science has something to do with an algorithmic and computational turn in data analysis, but one could be forgiven for thinking that every data scientist has their own idea of what data science is or should be. Perspectives on the relationship between statistics and data science, some significantly predating the term “data science,”¹⁰ include [Tuk62; Cha93; Bre01; Don17; CM18]. In his essay on “50 years of data science”, Donoho identifies “science about data science” as the last of six fundamental divisions¹¹ within data science [Don17]. This division encompasses the meta-scientific study of data analysis workflows used by practitioners, as well as the foundational work needed to make such metascience possible. The present work belongs to the latter category. In our view, science about data science is quite obviously the least developed of the six divisions and the farthest from the mainstream of statistics.

Models in philosophy of science Already in the early twentieth century, with mathematical logic still in its infancy, the logical positivists made the first attempts to reconstruct scientific theories as logical ones. Present-day philosophers of science emphasize scientific models at least as much as theories, viewing models not as mere analogies or visual aides but as mathematical objects mediating between theories and observations. The history of scientific models in the philosophy of science, as well as contemporary views, are summarized by Bailer-Jones [Bai09].

Models figure prominently in the *semantic view* of scientific theories. Although antecedents may be found in Evert Beth’s semantic analysis of classical and quantum mechanics, Patrick Suppes made the first general arguments for identifying models in science with those in mathematical logic [Sup61; Sup66; Sup67]. Later influential workers in this

¹⁰Tukey coined the term “data analysis” to encompass an activity larger than mathematical statistics and resembling what is now called “data science” [Tuk62]. Chambers later spoke of “greater statistics,” in contrast to the “lesser statistics” that is mainly confined to the mathematics of probability models [Cha93].

¹¹The other five divisions proposed by Dohono are data gathering, preparation, and exploration; data representation and transformation; computing with data; data modeling, both generative and predictive; and data visualization and presentation.

tradition include van Fraassen [Fra80; Fra87], Sneed [Sne79], and Suppe [Sup77; Sup89]. A useful summary and synthesis of the semantic tradition is given by Ruttikamp [Rut02]. Despite technical differences between the accounts, proponents of the semantic view generally agree that scientific models can be understood as models of logical theories, even if the practical uses of scientific and logical models differ considerably.

Another recurring idea within the semantic tradition is that scientific theories, while they may be formulated linguistically, are better understood as extra-linguistic entities whose primary purpose is to determine a class of models. For Suppes, this amounts to working in set theory under the slogan that “to axiomatize a theory is to define a set-theoretical predicate” [Sup02, §2.3]. Unfortunately, the set-theoretical approach lends itself poorly to a self-contained formalization or computer implementation, as it assumes that all the relevant mathematics from real analysis and probability theory has been encoded in set theory. Using the modern tools of categorical logic, it is a simple matter to incorporate analytical and probabilistic elements into theories and models while retaining an easily formalized, purely equational language for stating theories. In construing theories as algebraic structures, categorical logic agrees with the semantic view that theories are extra-linguistic entities while implementing this principle differently.

Chapter 2

Elements of category theory and categorical logic

The structures of abstract algebra are stylized mathematical theories of commonplace physical or mathematical ideas. Groups are an algebraic theory of symmetry, groupoids are an algebraic theory of local symmetry [Vis11], and rings are an algebraic theory of number systems. From this point of view, categories are an algebraic theory of *compositionality*: the possibility of taking mappings, or relations, or processes, or some other kind of generalized arrow from one object to another, and composing them to get new arrows.

Outside of pure mathematics, algebra is useful insofar as it successfully models our informal human concepts or aspects of natural phenomena. The theory of groups and group representations is useful to physicists because symmetry has emerged as a fundamental organizing principle of physics [Gro96]. Category theory is potentially useful to a range of scientific and engineering fields because many physical and computational processes are intrinsically compositional. Chemists compose multi-step chemical processes out of basic reactions, programmers develop elaborate software systems out of built-in routines, and statisticians build complex statistical models out of simpler ones. Category theory offers a common mathematical language to describe and reason about such seemingly different activities.

A striking success of category theory has been the *algebraization* of logic. Mathematical logic is conventionally understood to be an interplay between syntax and semantics [Gir99]. Logical theories are syntactic objects, made out of symbols arranged into lists or trees, whereas the models of a theory, its semantics, are ordinary mathematical objects.

Categorical logic turns this distinction on its head by making every constituent of logic, including the theories, into algebraic structures. In the dictionary of categorical logic, theories become small categories, models of theories become functors, and model homomorphisms become natural transformations. The result is to introduce, or at least to make evident, the compositionality of logic. Theories, like any other algebraic structure, have morphisms, and morphisms of theories can be composed with models to obtain new models, of different theories. Dually, morphisms of model categories can be composed with models, yielding new models in different categories.

This chapter introduces a selection of essential ideas from category theory and categorical logic and serves as background for the rest of the thesis. Apart from Section 2.4, its content is not original, except possibly in presentation. No knowledge of category theory or mathematical logic is assumed of the reader, although some exposure to abstract algebra will be helpful. Suggestions for further reading are provided at the end of the chapter.

2.1 Categories, functors, and natural transformations

The three fundamental notions of category theory are categories themselves; morphisms of categories, or functors; and morphisms of functors, or natural transformations.

A category axiomatizes the composition of mappings, relations, or other directed arrows between different objects. In plain words, a category is a directed graph, possibly infinite, in which it is possible to compose two adjacent edges to obtain another edge. The composition is subject to axioms of unitality and associativity familiar from abstract algebra.

Definition 2.1.1 (Category). A *category* \mathcal{C} consists of a collection $|\mathcal{C}|$ of *objects*, written $x, y, z, \dots \in \mathcal{C}$, and for each pair of objects x and y , a collection $\mathcal{C}(x, y)$ of *morphisms*, written $f, g, h, \dots \in \mathcal{C}(x, y)$. A morphism $f \in \mathcal{C}(x, y)$ has *domain* x and *codomain* y and is denoted by $f : x \rightarrow y$.

For each object x , there is an *identity* morphism $1_x : x \rightarrow x$ and for any two morphisms $f : x \rightarrow y$ and $g : y \rightarrow z$, where the codomain of f is equal to the domain of g , there is a *composite* morphism $f \cdot g : x \rightarrow z$,¹ or simply fg , subject to two axioms:

1. (Unitality) For any morphism $f : x \rightarrow y$, both $1_x \cdot f$ and $f \cdot 1_y$ are equal to f .

¹Composition of morphisms is written in diagrammatic (left-to-right) order. Thus, the usual notation for function composition translates to $g \circ f := f \cdot g$.

2. (Associativity) For any composable morphisms $w \xrightarrow{f} x \xrightarrow{g} y \xrightarrow{h} z$, the composites $(f \cdot g) \cdot h$ and $f \cdot (g \cdot h)$ are equal, and are hence denoted simply by $f \cdot g \cdot h$.

A morphism $f : x \rightarrow y$ in \mathbf{C} is an *isomorphism*, or is *invertible*, if there exists a morphism $g : y \rightarrow x$ such that $f \cdot g = 1_x$ and $g \cdot f = 1_y$. In this case, the objects x and y are *isomorphic*, denoted $x \cong y$.

By tradition, the first example of a category is the category **Set**, having sets as objects and functions between them as morphisms. Composition in **Set** is the usual composition of functions, and the identities $1_X : X \rightarrow X$ are the usual identity functions $1_X : x \mapsto x$. The isomorphisms in **Set** are the bijections.

Many objects in mathematics are defined as “sets with extra structure.” In each case, there is a category whose objects are sets with that structure and whose morphisms are functions preserving the structure. There is a category **Grp** of groups and group homomorphisms, a category **Mon** of monoids and monoid homomorphisms, a category **Graph** of directed graphs and graph homomorphisms, a category **Top** of topological spaces and continuous maps, a category **Meas** of measurable spaces and measurable maps, and a category of **Poset** of partially ordered sets (posets) and monotone maps, among countless others.

All of these categories are *large* in the sense that their collections of objects are too large to be sets (famously, there is no set of all sets).² In a *small* category, the collections of all objects and of all morphisms are sets. Small categories are algebraic structures in the vein of groups and rings. In fact, every group G furnishes an example of a small category: this category has a single object $*$ and the morphisms $g : * \rightarrow *$ are the group elements $g \in G$. Turning this around, a group could be defined as a category with one object and invertible morphisms. Likewise, a monoid could be defined as a category with one object. Groups and monoids regarded as small categories should not be confused with the large categories **Grp** and **Mon**, in which groups and monoids are *objects*.

Categories with one object constitute a degenerate case in the taxonomy of categories. At the other extreme are *thin* categories, which have at most one morphism between any two objects. A thin category is a *preorder*: the elements of the preorder are the objects x, y, z, \dots of the category, and $x \leq y$ if and only if there exists a morphism $x \rightarrow y$. The preorder axioms of reflexivity ($x \leq x$) and transitivity ($x \leq y$ and $y \leq z$ implies $x \leq z$) are then equivalent to the category axioms of unitality and associativity.

²They are, however, *locally small*: categories \mathbf{C} for which all collections $\mathbf{C}(x, y)$ are sets, the *hom-sets*. In

Every category has an opposite category obtained by turning around the arrows. Formally, the *opposite category* \mathbf{C}^{op} of a category \mathbf{C} has the same objects as \mathbf{C} but has hom-sets $\mathbf{C}^{\text{op}}(x, y) := \mathbf{C}(y, x)$ for all $x, y \in \mathbf{C}$. Composition in \mathbf{C}^{op} is the same as in \mathbf{C} , except that the order is reversed. For example, if X is a preorder, then $x \leq y$ in X^{op} if and only if $y \leq x$ in X . In category theory as in order theory, duality is powerful principle because every theorem that holds for arbitrary categories automatically gives another, dual theorem by reversing the arrows.

Beyond the degenerate cases of monoids and preorders, the most common way to construct small categories is to *present* them by generators and relations [Spi14, §5.4], [Mac98, §II.8]. This is perfectly analogous to, and indeed generalizes, the presentation of groups by generators and relations. In this text, categories defined by presentations will often represent logical or statistical theories, where the objects of the category correspond to the types of the theory and the morphisms to the operations.

Example 2.1.2 (Theories of graphs). The *theory of graphs*, specifically directed graphs,³ is the category freely generated by two objects and two parallel morphisms:

$$\text{Th}(\text{Graph}) := \left\langle E \begin{array}{c} \xrightarrow{\text{src}} \\ \xrightarrow{\text{tgt}} \end{array} V \right\rangle.$$

The objects V and E represent vertices and edges, and the morphisms $\text{src}, \text{tgt} : E \rightarrow V$ represent the source and target vertices of an edge.

The *theory of symmetric graphs* is the category generated by an additional morphism $\text{inv} : E \rightarrow E$, subject to three relations:

$$\text{Th}(\text{SGraph}) := \left\langle \text{inv} \hookrightarrow E \begin{array}{c} \xrightarrow{\text{src}} \\ \xrightarrow{\text{tgt}} \end{array} V \left| \begin{array}{l} \text{inv}^2 = 1_E \\ \text{inv} \cdot \text{src} = \text{tgt} \\ \text{inv} \cdot \text{tgt} = \text{src} \end{array} \right. \right\rangle.$$

A symmetric graph is a directed graph with an involution on edges, matching every edge in the graph with an oppositely oriented edge [BV02]. For most purposes, symmetric graphs are interchangeable with undirected graphs.

Example 2.1.3 (Theory of discrete dynamical systems). The *theory of discrete dynamical*

this text, all categories will be locally small.

³Without further qualification, a “graph” will always be a directed multigraph, possibly with self-loops.

systems is the category freely generated by one endomorphism:

$$\text{Th}(\text{DDS}) := \langle * \curvearrowright^T \rangle.$$

This category is a monoid, the free monoid on one generator. It is isomorphic to $(\mathbb{N}, +, 0)$, the additive monoid of natural numbers.

Any algebraic structure has a concomitant notion of homomorphism, or structure-preserving map. For categories, that notion is a *functor*. Taking the pedestrian view of categories as directed graphs with composable arrows, a functor between categories is just a graph homomorphism that preserves the composition.

Definition 2.1.4 (Functor). A *functor* $F : \mathbf{C} \rightarrow \mathbf{D}$ between categories \mathbf{C} and \mathbf{D} consists of a map of objects $F : |\mathbf{C}| \rightarrow |\mathbf{D}|$ and for each pair of objects x and y in \mathbf{C} , a map of morphisms $F : \mathbf{C}(x, y) \rightarrow \mathbf{D}(Fx, Fy)$, satisfying the *functoriality axioms*:

1. For each object x in \mathbf{C} , $F(1_x) = 1_{Fx}$.
2. For any composable morphisms $x \xrightarrow{f} y \xrightarrow{g} z$ in \mathbf{C} , $F(f \cdot g) = Ff \cdot Fg$.

Functors $F : \mathbf{C} \rightarrow \mathbf{D}$ and $G : \mathbf{D} \rightarrow \mathbf{E}$ compose by composing the underlying maps on objects and morphisms, and every category \mathbf{C} has an identity functor $1_{\mathbf{C}} : \mathbf{C} \rightarrow \mathbf{C}$. Thus, the small categories and functors between them form a category of their own: **Cat**, the *category of small categories*.

A functor between groups, interpreted as categories with one object, is a group homomorphism. Similarly, a functor between monoids is a monoid homomorphism. A functor between posets or preorders, regarded as thin categories, is a monotone map. The categories **Grp**, **Mon**, **Poset**, and **Preord** thus all belong to **Cat** as subcategories.

Any category \mathbf{C} of “sets and functions with extra structure” has a *forgetful functor* $U : \mathbf{C} \rightarrow \mathbf{Set}$ that discards this extra structure. For example, the underlying set of a group defines a functor $U : \mathbf{Grp} \rightarrow \mathbf{Set}$. In general, a category \mathbf{C} equipped with a faithful (injective on hom-sets) functor $U : \mathbf{C} \rightarrow \mathbf{Set}$ is called a *concrete category*.⁴ Most of the large categories considered above, such as **Grp**, **Mon**, **Top**, and **Meas**, are concrete.

However, not all large categories are concrete, nor do categories that have sets as objects necessarily have functions as morphisms. A typical example is the category **Rel** of sets and

⁴Some authors refer to general categories as *abstract* [AHS04], but this usage is not entirely standard.

binary relations, where the composite $R \cdot S : X \rightarrow Z$ of relations $R : X \rightarrow Y$ and $S : Y \rightarrow Z$ is defined by taking $(R \cdot S)(x, z)$ to be true if and only if there exists $y \in Y$ such that $R(x, y)$ and $S(y, z)$. Composition of relations extends the usual composition of functions, making **Set** into a subcategory of **Rel**. Another example, to be defined more carefully in Chapter 3, is the category **Markov** of measurable spaces and Markov kernels (informally, “probabilistic functions”).

A forgetful functor $U : \mathbf{Cat} \rightarrow \mathbf{Graph}$ gives the underlying graph of a category, discarding the composition and identity operations. In the other direction, a functor $F : \mathbf{Graph} \rightarrow \mathbf{Cat}$ constructs the free category generated by a graph. The free category $F(G)$ on a graph G is characterized by its universal property, but can be constructed explicitly by taking the vertices of G as objects and the directed paths in G as morphisms. Composition is then concatenation of paths, and the identity morphisms are empty paths (paths of length zero). The theories of graphs and discrete dynamical systems, defined above, are free categories. A category presented by generators and relations, such as the theory of symmetric graphs, can be constructed explicitly by forming the free category on the graph of generators and then quotienting out by the relations. However, it is usually preferable to work with free categories and presented categories abstractly, eliding the details of any particular construction.⁵

In the *functorial semantics* of categorical logic, the *models* of a theory \mathbf{C} , a small category, are functors $X : \mathbf{C} \rightarrow \mathbf{Set}$ from \mathbf{C} into the category of sets.

Example 2.1.5 (Graphs). A functor $G : \mathbf{Th}(\mathbf{Graph}) \rightarrow \mathbf{Set}$ consists of a set $G(V)$ of vertices and a set $G(E)$ of edges, together with functions $G(\text{src}), G(\text{tgt}) : G(E) \rightarrow G(V)$ assigning source and target vertices to each edge. Such a functor is simply a graph. Similarly, a functor $\mathbf{Th}(\mathbf{SGraph}) \rightarrow \mathbf{Set}$ is a symmetric graph.

Group actions are set-valued functors of groups. Specifically, viewing a group G as a category on a single object $*$, a functor $X : G \rightarrow \mathbf{Set}$ consists of a set $X := X(*)$ and functions $X(g) : X \rightarrow X$, for $g \in G$, that preserve the multiplication and identity of G . This is exactly an action of the group G or a G -set. The abstract group G acts as a theory and the functor $X : G \rightarrow \mathbf{Set}$, a transformation group, as a model of the theory. In conventional notation, we conflate the function $X(g)$ with the group element g and write $g \cdot x := X(g)(x)$. Turning this around, a functor $X : \mathbf{C} \rightarrow \mathbf{Set}$ is interpreted as an *action* of the category \mathbf{C} ,

⁵An exception is the computer implementation of categorical algebra, where the choice an appropriate

or a \mathbf{C} -set [RRZ04]. When no confuse will arise, we may conflate a morphism f in \mathbf{C} with its image $X(f)$ in \mathbf{Set} .

Functorial semantics liberates logical semantics from the traditional setting of sets and functions. For any category \mathbf{S} , typically large, a *model* of \mathbf{C} in \mathbf{S} is a functor $X : \mathbf{C} \rightarrow \mathbf{S}$. Taking $\mathbf{S} = \mathbf{Set}$ recovers the usual set-valued semantics, but taking other categories allows for models with extra, or even fundamentally different, structure.

Example 2.1.6 (Discrete dynamical systems). A model of the theory of discrete dynamical systems, or a functor $X : \mathbf{Th}(\mathbf{DDS}) \rightarrow \mathbf{Set}$, is a *discrete dynamical system*: a set $X := X(*)$ of states together with a state transition function $X \rightarrow X$. A model of the same theory, but in the category of Markov kernels, is a functor $X : \mathbf{Th}(\mathbf{DDS}) \rightarrow \mathbf{Markov}$. Such a functor defines a *Markov chain*: a measurable space $X := X(*)$ together with a probabilistic transition kernel $X \rightarrow X$. Simple though it may be, this observation is a point of departure for Chapter 3, where statistical models are reinterpreted as models of theories in a category of Markov kernels.

Example 2.1.7 (Group representations). Let $\mathbf{Vect}_{\mathbb{k}}$ be the category of vector spaces over a field \mathbb{k} , with linear transformations as morphisms. A functor $G \rightarrow \mathbf{Vect}_{\mathbb{k}}$ is a *group representation*, the linear-algebraic variant of a group action.

Categories are distinguished from other common algebraic structures by having morphisms between their morphisms. A morphism of functors is a natural transformation.

Definition 2.1.8 (Natural transformation). Let $F, G : \mathbf{C} \rightarrow \mathbf{D}$ be parallel functors between categories \mathbf{C} and \mathbf{D} . A *natural transformation* $\alpha : F \rightarrow G$ between F and G consists of, for each object $x \in \mathbf{C}$, a morphism $\alpha_x : Fx \rightarrow Gx$ in \mathbf{D} , called the *component* of α at x . Moreover, the components must satisfy the *naturality axiom*: for each morphism $f : x \rightarrow y$ in \mathbf{C} , the square of morphisms

$$\begin{array}{ccc} Fx & \xrightarrow{\alpha_x} & Gx \\ Ff \downarrow & & \downarrow Gf \\ Fy & \xrightarrow{\alpha_y} & Gy \end{array}$$

in \mathbf{D} commutes.

A *natural isomorphism* is a natural transformation $\alpha : F \rightarrow G$ in which every component $\alpha_x : Fx \rightarrow Gx$ is an isomorphism. Natural isomorphisms are also written $\alpha : F \cong G$.

concrete representation is essential.

The arithmetic of sets is a classic source of natural isomorphisms. Let $A \times B$ be the cartesian product of sets A and B , and let $A + B$ be their disjoint union. The distributive law does not strictly hold, i.e., $A \times (B + C)$ is not equal to $(A \times B) + (A \times C)$, but the law does hold *up to natural isomorphism*:

$$A \times (B + C) \cong (A \times B) + (A \times C).$$

The precise meaning of this statement is that the functors $F, G : \mathbf{Set} \times \mathbf{Set} \times \mathbf{Set} \rightarrow \mathbf{Set}$, defined on objects by $F(A, B, C) := A \times (B + C)$ and $G(A, B, C) := (A \times B) + (A \times C)$, are related by a natural isomorphism $\alpha : F \rightarrow G$, whose components are the bijections

$$\alpha_{A,B,C} : A \times (B + C) \rightarrow (A \times B) + (A \times C), \quad (a, (i, x)) \mapsto (i, (a, x)),$$

assuming the set-theoretic construction of $B + C$ as $\{(0, b) : b \in B\} \cup \{(1, c) : c \in C\}$. In set arithmetic, the associativity and commutativity laws of products and sums also hold only up to natural isomorphism:

$$\begin{aligned} (A \times B) \times C &\cong A \times (B \times C) & A \times B &\cong B \times A \\ (A + B) + C &\cong A + (B + C) & A + B &\cong B + A. \end{aligned}$$

These and other natural isomorphisms are summarized by saying that the arithmetic of sets is a “categorification” of the arithmetic of natural numbers. In general, *categorification* is a process of generalizing algebraic laws by replacing equalities with natural isomorphisms [BD98].

A natural transformation $f \rightarrow k$ of group homomorphisms $f, k : G \rightarrow H$, regarded as functors, is always an isomorphism and is determined by a single element $h \in H$ that makes the homomorphism k *conjugate* to f , meaning that $k(g) = h^{-1} \cdot f(g) \cdot h$ for all $g \in G$. Geometrically, the homomorphisms f and k are equivalent up to a symmetry transformation of the codomain. Turning from groups to group actions, a natural transformation $X \rightarrow Y$ of G -sets X and Y , regarded as functors $G \rightarrow \mathbf{Set}$, is map of sets $\phi : X \rightarrow Y$ that preserves the action of G , so that $\phi(g \cdot x) = g \cdot \phi(x)$ for all $g \in G$ and $x \in X$. These morphisms of G -sets are called *equivariant maps*. Similarly, a natural transformation of group representations, regarded as functors $G \rightarrow \mathbf{Vect}_{\mathbb{k}}$, is an *equivariant map* or *intertwining* of representations.

Natural transformations compose in not one, but two, dimensions. To illustrate this,

draw a natural transformation $\alpha : F \rightarrow G$ between functors $F, G : \mathbf{C} \rightarrow \mathbf{D}$ as the two-dimensional figure

$$\begin{array}{ccc} & F & \\ \curvearrowright & & \curvearrowright \\ \mathbf{C} & \Downarrow \alpha & \mathbf{D} \\ \curvearrowleft & & \curvearrowleft \\ & G & \end{array} .$$

Given three parallel functors $F, G, H : \mathbf{C} \rightarrow \mathbf{D}$, the *vertical composite* $\alpha \cdot \beta : F \rightarrow H$ of natural transformations $\alpha : F \rightarrow G$ and $\beta : G \rightarrow H$ is depicted as

$$\begin{array}{ccc} & F & \\ \curvearrowright & & \curvearrowright \\ \mathbf{C} & \xrightarrow{G} & \mathbf{D} \\ \curvearrowleft & & \curvearrowleft \\ & H & \end{array} \quad \rightsquigarrow \quad \begin{array}{ccc} & F & \\ \curvearrowright & & \curvearrowright \\ \mathbf{C} & \Downarrow \alpha \cdot \beta & \mathbf{D} \\ \curvearrowleft & & \curvearrowleft \\ & H & \end{array} .$$

It is defined componentwise by setting $(\alpha \cdot \beta)_x := \alpha_x \cdot \beta_x$ for all $x \in \mathbf{C}$. The naturality of the vertical composite $\alpha \cdot \beta$ follows by pasting together the naturality squares for α and β .

The second mode of composition, in the horizontal direction, is defined in terms of a simpler operation called *whiskering*, wherein a natural transformation is composed with a functor. Given parallel functors $G, H : \mathbf{C} \rightarrow \mathbf{D}$, the *pre-whiskering* $F\beta$ of a natural transformation $\beta : G \rightarrow H$ by a functor $F : \mathbf{B} \rightarrow \mathbf{C}$, is depicted as

$$\mathbf{B} \xrightarrow{F} \begin{array}{ccc} & G & \\ \curvearrowright & & \curvearrowright \\ \mathbf{C} & \Downarrow \beta & \mathbf{D} \\ \curvearrowleft & & \curvearrowleft \\ & H & \end{array} \quad \rightsquigarrow \quad \begin{array}{ccc} & FG & \\ \curvearrowright & & \curvearrowright \\ \mathbf{B} & \Downarrow F\beta & \mathbf{D} \\ \curvearrowleft & & \curvearrowleft \\ & FH & \end{array}$$

and is defined by pre-composing along components, as $(F\beta)_x := \beta_{Fx} : G(F(x)) \rightarrow H(F(x))$ for all $x \in \mathbf{B}$. Dually, given functors $F, G : \mathbf{C} \rightarrow \mathbf{D}$, the *post-whiskering* αH of a natural transformation $\alpha : F \rightarrow G$ by a functor $H : \mathbf{D} \rightarrow \mathbf{E}$ is depicted as

$$\begin{array}{ccc} & F & \\ \curvearrowright & & \curvearrowright \\ \mathbf{C} & \Downarrow \alpha & \mathbf{D} \\ \curvearrowleft & & \curvearrowleft \\ & G & \end{array} \xrightarrow{H} \mathbf{E} \quad \rightsquigarrow \quad \begin{array}{ccc} & FH & \\ \curvearrowright & & \curvearrowright \\ \mathbf{C} & \Downarrow \alpha H & \mathbf{E} \\ \curvearrowleft & & \curvearrowleft \\ & GH & \end{array}$$

and is defined by post-composing as $(\alpha H)_x := H(\alpha_x) : H(F(x)) \rightarrow H(G(x))$ for all $x \in \mathbf{C}$. Finally, given pairs of parallel functors $F, G : \mathbf{C} \rightarrow \mathbf{D}$ and $H, K : \mathbf{D} \rightarrow \mathbf{E}$, the *horizontal composite* $\alpha * \beta : FH \rightarrow GK$ of natural transformations $\alpha : F \rightarrow G$ and $\beta : H \rightarrow K$ is

drawn as

$$\begin{array}{ccc} \begin{array}{ccc} \text{C} & \begin{array}{c} \xrightarrow{F} \\ \Downarrow \alpha \\ \xrightarrow{G} \end{array} & \text{D} \end{array} & \begin{array}{ccc} \text{D} & \begin{array}{c} \xrightarrow{H} \\ \Downarrow \beta \\ \xrightarrow{K} \end{array} & \text{E} \end{array} & \rightsquigarrow & \begin{array}{ccc} \text{C} & \begin{array}{c} \xrightarrow{FH} \\ \Downarrow \alpha * \beta \\ \xrightarrow{GK} \end{array} & \text{E} \end{array} . \end{array}$$

It is defined by setting, for each $x \in \text{C}$, the component $(\alpha * \beta)_x : H(F(x)) \rightarrow K(G(x))$ to be the common composite in the commutative square

$$\begin{array}{ccc} (FH)x & \xrightarrow{(F\beta)_x} & (FK)x \\ (\alpha H)_x \downarrow & \text{---} (\alpha * \beta)_x \text{---} & \downarrow (\alpha K)_x \\ (GH)x & \xrightarrow{(G\beta)_x} & (GK)x \end{array} .$$

Standard lemmas in category theory affirm that this square does indeed commute, and that the transformations defined by pre-whiskering, post-whiskering, and horizontal composition are all natural.

Vertical and horizontal composition each introduce an additional categorical structure into Cat , the category of categories. For any two categories C and D , the *functor category* $[\text{C}, \text{D}] := \text{Cat}(\text{C}, \text{D})$ has functors $\text{C} \rightarrow \text{D}$ as objects and natural transformations between them as morphisms, with composition provided by vertical composition and identities by the identity transformations $1_F : F \rightarrow F$, where $(1_F)_x := 1_{Fx}$. Also, there is a second category, besides Cat itself, with the small categories as objects, but now the morphisms $\text{C} \rightarrow \text{D}$ are the natural transformations $\alpha : F \rightarrow G$ between any functors $F, G : \text{C} \rightarrow \text{D}$. Composition is provided by horizontal composition and identities by the transformations $1_{1_{\text{C}}} : 1_{\text{C}} \rightarrow 1_{\text{C}}$, where $1_{\text{C}} : \text{C} \rightarrow \text{C}$ is the usual identity functor. Finally, vertical and horizontal composition commute with each other according to the law of *middle four interchange* [Rie16, Lemma 1.7.7]. The effect of all this is to make Cat into not just a category, but a two-dimensional categorical structure known as a *2-category*. It is beyond the scope of this text to define a 2-category in generality.

If, in categorical logic, functors serve as models, then natural transformations must be model homomorphisms. Continuing the example, let $G, H : \text{Th}(\text{Graph}) \rightarrow \text{Set}$ be graphs. A natural transformation $\phi : G \rightarrow H$ consists of a vertex map, $\phi_V : G(V) \rightarrow H(V)$, and an

edge map, $\phi_E : G(E) \rightarrow H(E)$, making the two naturality squares commute:

$$\begin{array}{ccc} G(E) & \xrightarrow{\phi_E} & H(E) \\ \text{src} \downarrow & & \downarrow \text{src} \\ G(V) & \xrightarrow{\phi_V} & H(V) \end{array} \quad \begin{array}{ccc} G(E) & \xrightarrow{\phi_E} & H(E) \\ \text{tgt} \downarrow & & \downarrow \text{tgt} \\ G(V) & \xrightarrow{\phi_V} & H(V) \end{array} .$$

This condition says that the edge map preserves the source and target vertices. Thus, a natural transformation of graphs is simply a graph homomorphism, and there is an isomorphism of categories

$$\mathbf{Graph} \cong [\mathbf{Th}(\mathbf{Graph}), \mathbf{Set}].$$

In general, under the dictionary of categorical logic, functor categories are categories of models and model homomorphisms.

2.2 Monoidal categories and their graphical language

Although small categories can be interpreted as logical theories, the logical system they comprise is not very expressive. None of the classical theories of abstract algebra, such as the theories of groups or monoids, can be presented as categories, since the logic of categories admits only unary operations. Binary operations and operations of other arity require categories with extra structure. Monoidal categories are the minimal elaboration of categories furnishing that extra structure.

In categorical logic and beyond, monoidal categories are an algebraic theory of operations, mappings, or other arrows that can have multiple inputs or outputs. Morphisms in monoidal categories are often depicted by *string diagrams*, also known as *wiring diagrams*. Equations between morphisms can then be proved by manipulating the diagrams according to the rules of a graphical calculus that is intuitive yet fully rigorous. This combination of mathematical precision and easy interpretability has made monoidal categories into an indispensable tool of applied category theory.

Loosely speaking, a monoidal category is a category in which both objects and morphisms can be juxtaposed “in parallel” through an associative, functorial binary operation, the monoidal product. Like ordinary categories, monoidal categories come in the small and in the large, with large categories typically having more than one interesting monoidal structure. The category **Set** has two important monoidal products, the cartesian product

\times and the disjoint union $+$. As noted previously, the associative laws for set products and sums, such as $(A \times B) \times C \cong A \times (B \times C)$, hold only up to natural isomorphism. In order to accommodate these essential examples, the general definition of a monoidal category must “categorify” the monoid laws.

Definition 2.2.1 (Monoidal category). A *monoidal category* (\mathbf{C}, \otimes, I) , sometimes called a *tensor category*, is a category \mathbf{C} together with a binary operation \otimes , the *monoidal product*, and a fixed object $I \in \mathbf{C}$, the *monoidal unit*, such that every pair of objects x and y has a product object $x \otimes y$ and every pair of morphisms $f : x \rightarrow y$ and $g : w \rightarrow z$ has a product morphism $f \otimes g : x \otimes w \rightarrow y \otimes z$, subject to the *interchange laws*: $1_{x \otimes y} = 1_x \otimes 1_y$ for all $x, y \in \mathbf{C}$, and

$$(f \otimes g) \cdot (h \otimes k) = (f \cdot h) \otimes (g \cdot k)$$

for all morphisms $u \xrightarrow{f} v \xrightarrow{h} w$ and $x \xrightarrow{g} y \xrightarrow{k} z$. Moreover, there are natural isomorphisms

1. (Unitors) $\lambda_x : I \otimes x \xrightarrow{\cong} x$ and $\rho_x : x \otimes I \xrightarrow{\cong} x$ for any $x \in \mathbf{C}$, and
2. (Associators) $\alpha_{x,y,z} : (x \otimes y) \otimes z \xrightarrow{\cong} x \otimes (y \otimes z)$ for any $x, y, z \in \mathbf{C}$,

which must satisfy two coherence axioms, not listed here. If all the unitors and associators are identities, the monoidal category is said to be *strict*.

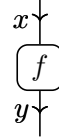
Remark 2.2.2 (Coherence). The two coherence axioms, known as the “pentagon equation” and the “triangle equation,” equate different compositions of natural isomorphisms for iterated monoidal products, such as $w \otimes (x \otimes (y \otimes z)) \cong (((w \otimes x) \otimes y) \otimes z)$. According to Mac Lane’s coherence theorem for monoidal categories [Mac98, §VII.2], a fundamental result, this short list of coherence axioms is enough to ensure that *all* composites of associators and unitors commute and hence any two bracketings of an iterated product of objects are canonically isomorphic. A consequence is that every monoidal category is monoidally equivalent to a strict monoidal category. In practical terms, we can usually pretend that all monoidal categories are strict, a conceit exploited by the string diagram calculus.

As already noted, the category of sets is a monoidal category in two different ways, as $(\mathbf{Set}, \times, 1)$, where the monoidal unit 1 is the singleton set $\{*\}$, and as $(\mathbf{Set}, +, 0)$, where the unit 0 is the empty set \emptyset . The category of vector spaces over a field \mathbb{k} is also a monoidal category in two different ways, as $(\mathbf{Vect}_{\mathbb{k}}, \otimes, \mathbb{k})$, where the monoidal product is the tensor product and the unit is the one-dimensional vector space \mathbb{k} , and as $(\mathbf{Vect}_{\mathbb{k}}, \oplus, 0)$, where the

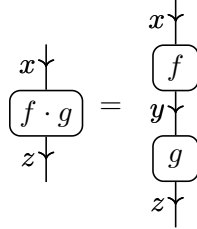
monoidal product is the direct sum and the unit is the zero-dimensional vector space $\{0\}$. The functor category $[G, \mathbf{Vect}_{\mathbb{k}}]$ of linear representations of a group G is a monoidal category under the tensor product of representations: the product of representations $\rho : G \rightarrow \mathbf{GL}(V)$ and $\tau : G \rightarrow \mathbf{GL}(W)$ is defined pointwise as $\phi \otimes \tau : G \rightarrow \mathbf{GL}(V \otimes W)$, $g \mapsto \rho(g) \otimes \tau(g)$. Similarly, this category is a monoidal category under the direct sum of representations. None of these monoidal categories are strict.

A monoidal product need not resemble the set-theoretic product or coproduct. For example, given a category \mathbf{C} , there is a category $\mathbf{End}(\mathbf{C}) := [\mathbf{C}, \mathbf{C}]$ of endofunctors of \mathbf{C} and natural transformations between them. As in any functor category, composition is vertical composition of natural transformations. But the endofunctor category $\mathbf{End}(\mathbf{C})$ is moreover a (strict) monoidal category, with the monoidal product defined on objects by composition, $F \otimes G := F \cdot G$, and on morphisms by horizontal composition, $\alpha \otimes \beta := \alpha * \beta$.

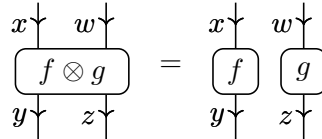
In the graphical language of string diagrams, a morphism $f : x \rightarrow y$ is represented by a box labeled “ f ”, with an incoming wire labeled “ x ” and an outgoing wire labeled “ y ”:



The composite $f \cdot g : x \rightarrow z$ of morphisms $f : x \rightarrow y$ and $g : y \rightarrow z$ is represented by juxtaposition in series:



The product $f \otimes g : x \otimes w \rightarrow y \otimes z$ of morphisms $f : x \rightarrow y$ and $g : w \rightarrow z$ is represented by juxtaposition in parallel:



Identity morphisms $1_x : x \rightarrow x$ are drawn simply as wires, and the monoidal unit I is not drawn at all. As a result of these conventions, the associativity and unitality laws, of both composition and monoidal products, are fully implicit in the graphical syntax. The

interchange laws, relating composition and products, are also implicit.

In most monoidal categories encountered in practice, it is possible to permute the objects in a product $x \otimes y$ to obtain the product $y \otimes x$. Such monoidal categories are called *symmetric*.

Definition 2.2.3 (Symmetric monoidal category). A *symmetric monoidal category* is a monoidal category (\mathbf{C}, \otimes, I) together with natural isomorphisms $\sigma_{x,y} : x \otimes y \rightarrow y \otimes x$, $x, y \in \mathbf{C}$, called *braidings* or *symmetries* and depicted as crossed wires:

The braidings must satisfy an involutivity axiom, $\sigma_{x,y}^{-1} = \sigma_{y,x}$ for all $x, y \in \mathbf{C}$, or

as well as two coherence axioms,

asserting that certain braidings for product objects can be constructed out of the braidings for the original objects.

All the monoidal categories listed above are actually symmetric monoidal categories, with the exception of the endofunctor categories $\text{End}(\mathbf{C})$.

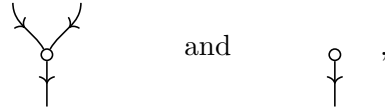
That the braidings in symmetric monoidal category are *natural* isomorphisms means that for any two morphisms $f : x \rightarrow y$ and $g : w \rightarrow z$,

Taken together, the axioms of a symmetric monoidal category imply that for every finite set of objects x_1, \dots, x_n and every permutation $\sigma : \{1, \dots, n\} \rightarrow \{1, \dots, n\}$, there exists

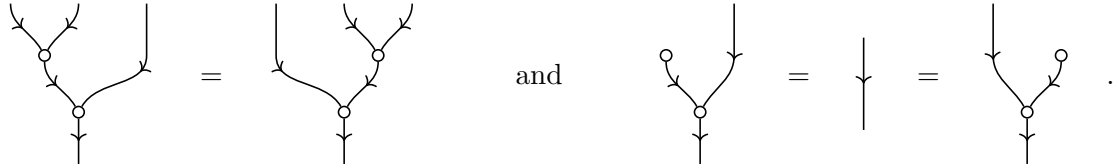
a canonical isomorphism $x_1 \otimes \cdots \otimes x_n \rightarrow x_{\sigma(1)} \otimes \cdots \otimes x_{\sigma(n)}$ constructed out of braidings, identities, associators, and unitors. This is the content of Mac Lane's coherence theorem for symmetric monoidal categories [Mac98, §XI.1].

Small monoidal categories are most often defined by the method of generators and relations. We are free to assume that monoidal categories presented by generators and relations are strict, and so we shall.

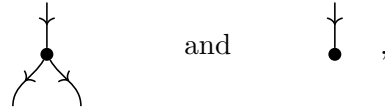
Example 2.2.4 (Theory of monoids). The *theory of monoids* $\text{Th}(\text{Mon})$ is the monoidal category generated by one object x and two morphisms $\mu : x \otimes x \rightarrow x$ and $\eta : I \rightarrow x$, depicted as



and subject to the equations of associativity and unitality,

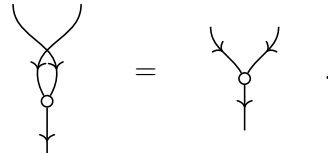


The *theory of comonoids* $\text{Th}(\text{Comon})$ is the opposite category $\text{Th}(\text{Mon})^{\text{op}}$. Explicitly, it is the monoidal category generated by one object x and two morphisms $\delta : x \rightarrow x \otimes x$ and $\epsilon : x \rightarrow I$, depicted as



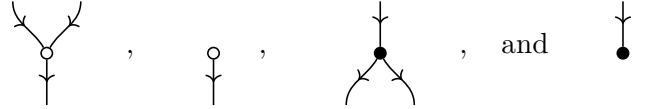
and subject to the mirror images of the monoid equations.

Example 2.2.5 (Theory of commutative monoids). The *theory of commutative monoids* $\text{Th}(\text{CMon})$ is the symmetric monoidal category with the same presentation as $\text{Th}(\text{Mon})$ but augmented with the commutativity equation

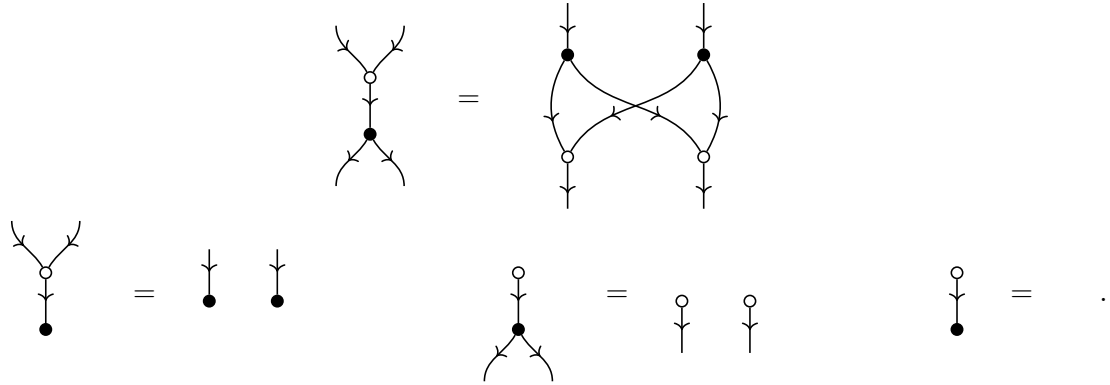


The *theory of commutative comonoids* $\text{Th}(\text{CCMon})$ is the opposite category $\text{Th}(\text{CMon})^{\text{op}}$.

Example 2.2.6 (Theory of bimonoids). The *theory of bimonoids* $\text{Th}(\text{Bimon})$ is the symmetric monoidal category generated by one object x and four morphisms $\mu : x \otimes x \rightarrow x$, $\eta : I \rightarrow x$, $\delta : x \rightarrow x \otimes x$, and $\epsilon : x \rightarrow I$, depicted as



They are subject to the same laws of associativity and unitality as in the theories of monoids and comonoids, plus the *bimonoid laws*:



The blank in the last equation represents the identity morphism on the monoidal unit I . Together, the bimonoid laws say that comonoid operations are monoid homomorphisms or, equivalently, that the monoid operations are comonoid homomorphisms. The *theory of bicommutative bimonoids* $\text{Th}(\text{CBimon})$ extends the presentation of $\text{Th}(\text{Bimon})$ with commutativity laws for both of $\mu : x \otimes x \rightarrow x$ and $\delta : x \rightarrow x \otimes x$, as in the previous example.

A strict symmetric monoidal category whose monoid of objects is freely generated by a single object is called a *PROP* (“products and permutations category”). A strict monoidal category satisfying the same condition is called a *PRO* (“products category”). The theories of monoids and comonoids are PROs, while the theories of commutative monoids and commutative comonoids are PROPs. The theory of bimonoids, even in the noncommutative case, is also a PROP, as the first bimonoid law involves a braiding. Since the free monoid on one object is isomorphic to the natural numbers $(\mathbb{N}, +, 0)$, the objects of a PRO or PROP can be identified with natural numbers. The theory of monoids, for example, then has generators $\mu : 2 \rightarrow 1$ and $\eta : 0 \rightarrow 1$.

As these examples suggest, PROs and PROPs, and small monoidal categories generally, are often regarded as logical theories. The logical analogy is completed by variants of

functors and natural transformations that respect the extra structure of monoidal categories.

A monoidal functor of monoidal categories ought to preserve the monoidal product and unit, suggesting that a monoidal functor F should satisfy $F(x \otimes y) = F(x) \otimes F(y)$ and $F(I) = I$. However, in non-strict monoidal categories, this condition is often too stringent. Consider the duality functor $(-)^* : \mathbf{Vect}_{\mathbb{k}}^{\text{op}} \rightarrow \mathbf{Vect}_{\mathbb{k}}$ that sends a vector space V to its dual space $V^* := \mathbf{Vect}_{\mathbb{k}}(V, \mathbb{k})$ and a linear map $f : V \rightarrow W$ to its transpose $f^* : W^* \rightarrow V^*$. Is this functor monoidal? The spaces $(V \otimes W)^*$ and $V^* \otimes W^*$ are not strictly equal, but there is a natural isomorphism $(V \otimes W)^* \cong V^* \otimes W^*$ obtained from the unitor isomorphism $k \cong k \otimes k$. This motivates the general definition of a monoidal functor.

Definition 2.2.7 (Monoidal functor). A *(strong) monoidal functor* between monoidal categories $(\mathcal{C}, \otimes_{\mathcal{C}}, I_{\mathcal{C}})$ and $(\mathcal{D}, \otimes_{\mathcal{D}}, I_{\mathcal{D}})$ is a functor $F : \mathcal{C} \rightarrow \mathcal{D}$ together with natural isomorphisms $\Phi_{x,y} : F(x) \otimes_{\mathcal{D}} F(y) \rightarrow F(x \otimes_{\mathcal{C}} y)$, for $x, y \in \mathcal{C}$, and an isomorphism $\phi : I_{\mathcal{D}} \rightarrow F(I_{\mathcal{C}})$, satisfying an *associativity law*

$$\begin{array}{c}
 \begin{array}{c}
 F(x) \downarrow \quad F(y) \downarrow \\
 \boxed{\Phi_{x,y}} \\
 F(x \otimes y) \downarrow \quad F(z) \downarrow \\
 \boxed{\Phi_{x \otimes y, z}} \\
 F(x \otimes y \otimes z) \downarrow
 \end{array}
 \quad = \quad
 \begin{array}{c}
 \begin{array}{c}
 F(y) \downarrow \quad F(z) \downarrow \\
 \boxed{\Phi_{y,z}} \\
 F(y \otimes z) \downarrow \\
 \boxed{\Phi_{x, y \otimes z}} \\
 F(x \otimes y \otimes z) \downarrow
 \end{array}
 \end{array}
 ,
 \end{array}$$

where, in the diagrammatic notation, we suppress an associator $\alpha_{F(x), F(y), F(z)}^{\mathcal{D}}$ on the top and an associator $F(\alpha_{x,y,z}^{\mathcal{C}})$ on the bottom, and also a *unitality law*

$$\begin{array}{c}
 \begin{array}{c}
 \boxed{\phi} \\
 F(I) \downarrow \quad F(x) \downarrow \\
 \boxed{\Phi_{I,x}} \\
 F(x) \downarrow
 \end{array}
 \quad = \quad
 F(x) \downarrow
 \quad = \quad
 \begin{array}{c}
 F(x) \downarrow \quad \boxed{\phi} \\
 F(I) \downarrow \\
 \boxed{\Phi_{x,I}} \\
 F(x) \downarrow
 \end{array}
 ,
 \end{array}$$

where we suppress unitors $\lambda_{F(x)}^{\mathcal{D}}$ and $\rho_{F(x)}^{\mathcal{D}}$ on the top and unitors $F(\lambda_x^{\mathcal{C}})$ and $F(\rho_x^{\mathcal{C}})$ on the bottom. If all of the isomorphisms $\Phi_{x,y}$ and ϕ are identities, then the monoidal functor is called *strict*.

A *symmetric monoidal functor* is a monoidal functor of symmetric monoidal categories

such that the structure morphisms $\Phi_{x,y}$ commute with the braidings:

$$\begin{array}{ccc} F(x) \otimes_{\mathbf{D}} F(y) & \xrightarrow{\sigma_{F(x), F(y)}^{\mathbf{D}}} & F(y) \otimes_{\mathbf{D}} F(x) \\ \Phi_{x,y} \downarrow & & \downarrow \Phi_{y,x} \\ F(x \otimes_{\mathbf{C}} y) & \xrightarrow{F(\sigma_{x,y}^{\mathbf{C}})} & F(y \otimes_{\mathbf{C}} x) \end{array} .$$

The situation for monoidal natural transformations is similar. A natural transformation α of monoidal functors ought to preserve monoidal products, suggesting that $\alpha_{x \otimes y} = \alpha_x \otimes \alpha_y$; however, if the monoidal functors are not strict, then the structure morphisms must be accounted for.

Definition 2.2.8 (Monoidal natural transformation). Let (F, Φ, ϕ) and (G, Γ, γ) be parallel monoidal functors between monoidal categories $(\mathbf{C}, \otimes_{\mathbf{C}}, I_{\mathbf{C}})$ and $(\mathbf{D}, \otimes_{\mathbf{D}}, I_{\mathbf{D}})$. A *monoidal natural transformation* between F and G is a natural transformation $\alpha : F \rightarrow G$ such that the two diagrams commute:

$$\begin{array}{ccc} F(x) \otimes_{\mathbf{D}} F(y) & \xrightarrow{\alpha_x \otimes_{\mathbf{D}} \alpha_y} & G(x) \otimes_{\mathbf{D}} G(y) \\ \Phi_{x,y} \downarrow & & \downarrow \Gamma_{x,y} \\ F(x \otimes_{\mathbf{C}} y) & \xrightarrow{\alpha_{x \otimes_{\mathbf{C}} y}} & G(x \otimes_{\mathbf{C}} y) \end{array} \quad \begin{array}{ccc} & I_{\mathbf{D}} & \\ \phi \swarrow & & \searrow \gamma \\ F(I_{\mathbf{C}}) & \xrightarrow{\alpha_{I_{\mathbf{C}}}} & G(I_{\mathbf{C}}) \end{array} .$$

No extra condition is needed in the symmetric case: a *symmetric monoidal natural transformation* is just a monoidal natural transformation between symmetric monoidal functors.

Monoidal categories and monoidal functors assemble into a category \mathbf{MonCat} . Likewise, symmetric monoidal categories and symmetric monoidal functors form a category $\mathbf{SMonCat}$. The subcategories \mathbf{PRO} and \mathbf{PROP} of \mathbf{MonCat} and $\mathbf{SMonCat}$ have as objects $\mathbf{PRO}(\mathbf{P})$ s and as morphisms the strict (symmetric) monoidal functors preserving the object generators. When the monoidal natural transformations are included, all these categories even become 2-categories, although we have not said exactly what that means.

In the dictionary of categorical logic, a *monoidal theory* is a small, strict monoidal category and a *model* of a monoidal theory \mathbf{C} is a monoidal functor $\mathbf{C} \rightarrow (\mathbf{Set}, \times, 1)$. Generalizing, a *model* of \mathbf{C} in a monoidal category \mathbf{S} is a monoidal functor $\mathbf{C} \rightarrow \mathbf{S}$. When \mathbf{C} is a \mathbf{PRO} , its models are often called *algebras* of \mathbf{C} . We adopt the convention that if \mathbf{C} is a \mathbf{PRO} , whose objects we identify with \mathbb{N} , then a model $F : \mathbf{C} \rightarrow \mathbf{S}$ always takes the left-associative

form

$$F(n) = x^{\otimes n} := \underbrace{((x \otimes x) \dots)}_{n \text{ times}} \otimes x,$$

where the structure isomorphisms $\Phi_{m,n} : x^{\otimes m} \otimes x^{\otimes n} \rightarrow x^{\otimes(m+n)}$ are the unique coherence isomorphisms made out of associators and unitors.⁶ The *category of models* of \mathbf{C} in \mathbf{S} , denoted $[\mathbf{C}, \mathbf{S}]$, has models $\mathbf{C} \rightarrow \mathbf{S}$ as objects and monoidal natural transformations as morphisms.

These definitions and conventions also apply, with obvious modifications, to symmetric monoidal categories and PROPs.

Example 2.2.9 (Monoid objects). Many familiar algebraic structures can be reconstructed as models of the theory of monoids $\mathbf{Th}(\mathbf{Mon})$ in a suitable monoidal category \mathbf{S} . Such models are called *monoids*, or *monoid objects*, in \mathbf{S} [Str07, Chapter 15]. A monoid in $(\mathbf{Set}, \times, 1)$ is just a monoid. A monoid in $(\mathbf{Top}, \times, 1)$ is a topological monoid, a weakened version of a topological group. A monoid in $(\mathbf{Ab}, \otimes, \mathbb{Z})$, the tensor category of abelian groups, is a (unital) ring, whereas a monoid in $(\mathbf{CMon}, \otimes, \mathbb{N})$, the tensor category of commutative monoids, is a *rig* (“ring without negatives”). A monoid in $(\mathbf{Vect}_{\mathbb{k}}, \otimes, \mathbb{k})$ is an (associative, unital) algebra over the field \mathbb{k} . Somewhat circularly, a monoid in $(\mathbf{Cat}, \times, 1)$ is a strict monoidal category. As a more exotic example, a monoid in $(\mathbf{End}(\mathbf{C}), \cdot, 1_{\mathbf{C}})$ is known as a *monad* on the category \mathbf{C} .

Example 2.2.10 (Commutative monoid objects). In all preceding examples except the last, the monoidal categories involved are actually symmetric, so we can consider commutative monoids in them to obtain commutative rings, commutative rigs, commutative algebras, and so on. Be warned that a *commutative monoidal category*, namely a commutative monoid in $(\mathbf{Cat}, \times, 1)$, is much stricter than a strict symmetric monoidal category, because the equations $x \otimes y = y \otimes x$ and $f \otimes g = g \otimes f$ must hold strictly for all objects x, y and all morphisms f, g . Commutative monoidal categories are rare, although they occur naturally in the operational semantics of Petri nets [BM18].

The setting for much statistical modeling is a real vector space or a structured subset thereof, such as an affine subspace, a convex cone, or a convex set. Algebraically, each kind of set admits a different kind of combination of its elements: linear, affine, conical,

⁶Restricting the form of the monoidal functor is not mathematically significant but does ensure that models of a PRO are in one-to-one correspondence with models as conventionally understood. The particular

or convex. A uniform treatment of the algebra of combinations is enabled by working in a generic commutative rig R . In Example 2.2.9, a *rig*, better known as a *semiring*, was defined as a monoid in the category of commutative monoids. A rig is like a ring, except that its elements need not have additive inverses. Two important rigs are the real numbers \mathbb{R} and the nonnegative real numbers \mathbb{R}_+ , each with their usual operations of addition and multiplication.

Example 2.2.11 (Theories of linear combinations). For any commutative rig R , the *theory of R -linear combinations* is the PROP LinComb_R generated by the hom-sets

$$\text{LinComb}_R(x^{\otimes n}, x) := R^n = \{(r_i)_{i=1}^n = (r_1, \dots, r_n) : r_i \in R\}, \quad n \geq 0,$$

subject to the equations:

1. (Distributivity) For all $n, m_1, \dots, m_n \geq 0$ and all $r \in R^n, s_1 \in R^{m_1}, \dots, s_n \in R^{m_n}$,

$$((s_{1,j})_{j=1}^{m_1} \otimes \dots \otimes (s_{n,j})_{j=1}^{m_n}) \cdot (r_i)_{i=1}^n = (r_i \cdot s_{i,j})_{j=1, i=1}^{m_i, n} \in R^{m_1 + \dots + m_n}.$$

2. (Equivariance) For all $n \geq 0$, permutations $\sigma \in S_n$, and $r \in R^n$,

$$\sigma \cdot (r_1, \dots, r_n) = (r_{\sigma(1)}, \dots, r_{\sigma(n)}),$$

where we identify a permutation $\sigma : \{1, \dots, n\} \rightarrow \{1, \dots, n\}$ with the corresponding symmetry isomorphism $\sigma : x^{\otimes n} \xrightarrow{\cong} x^{\otimes n}$.

In particular, the singleton list (1) , where 1 is the multiplicative unit in R , is the identity morphism $x \rightarrow x$, and the empty list $()$ is the unique morphism $I \rightarrow x$. As special cases, the *theory of (real) linear combinations* is the PROP $\text{LinComb}_{\mathbb{R}}$ and the *theory of conical combinations* is the PROP $\text{ConeComb} := \text{LinComb}_{\mathbb{R}_+}$.

The theory of R -linear combinations admits a presentation with fewer generators and relations. Take the theory of commutative monoids (Example 2.2.5) and add a generator $r : x \rightarrow x$ for each $r \in R$, representing scalar multiplication by r . Add equations asserting

functional form chosen here, while arbitrary, agrees with that of [FS19c].

that multiplication in R is respected by composition,

and that the scalar multiplications are monoid homomorphisms,

It can be shown that these equations present LinComb_R (cf. [Gir15, Theorem 3.7]). The presentation is said to be *biased* because it favors operations of certain arities, specifically the binary and nullary monoid operations and the unary scalar multiplications. In comparison with the original *unbiased* definition, the monoid multiplication $\mu : x \otimes x \rightarrow x$ corresponds to the list $(1, 1)$ and the monoid unit $\eta : I \rightarrow x$ to the empty list $()$. The scalar multiplication $r : x \rightarrow x$ corresponds to the singleton list (r) .

Example 2.2.12 (Theories of affine combinations). For any commutative rig R , the *theory of R -affine combinations* is the PROP AffComb_R generated by the hom-sets

$$\text{AffComb}_R(x^{\otimes n}, x) := \{(r_i)_{i=1}^n \in R^n : r_1 + \cdots + r_n = 1\}$$

and subject to the same equations of distributivity and equivariance as in LinComb_R . Thus, AffComb_R is a sub-PROP of LinComb_R . As special cases, the *theory of (real) affine combinations* is the PROP $\text{AffComb}_{\mathbb{R}}$ and the *theory of convex combinations* is the PROP $\text{ConvComb} := \text{AffComb}_{\mathbb{R}_+}$. At least in these cases, where R equals \mathbb{R} or \mathbb{R}_+ , the theory of R -affine combinations also admits a biased presentation via morphisms $\mu_{r,s} : x \otimes x \rightarrow x$ parameterized by numbers $r, s \in R$ such that $r + s = 1$ or, since $s = 1 - r$, simply via morphisms $\mu_r : x \otimes x \rightarrow x$ parameterized by $r \in R$. The details are not given here.

The models of the various theories of combinations are more general than one might first expect. A space with linear combinations, or model of $\text{LinComb}_{\mathbb{R}}$, is a set X equipped

with operations of addition $+: X \times X \rightarrow X$ and scalar multiplication $a \cdot -: X \rightarrow X$, $a \in \mathbb{R}$, and a zero element $0 \in X$, such that $(X, +, 0)$ is a commutative monoid and

$$a \cdot (x + y) = ax + ay, \quad a \cdot 0 = 0, \quad (a \cdot b) \cdot x = a \cdot (b \cdot x), \quad 1 \cdot x = x,$$

for all $x, y \in X$ and $a, b \in \mathbb{R}$. Any real vector space has linear combinations in this sense, but vector spaces are not the only examples, because the monoid $(X, +, 0)$ need not have additive inverses and, more importantly, because the equations

$$(a + b) \cdot x = ax + bx \quad \text{and} \quad 0 \cdot x = 0$$

need not be satisfied.

Examples not satisfying the extra equations occur surprisingly naturally. Let X be a random variable taking values in a vector space V . Its first moment vector $\mathbb{E}[X]$, second moment matrix $\mathbb{E}[X \otimes X]$, and tensors of higher-order moments $\mathbb{E}[X^{\otimes n}]$, $n \geq 3$, all inhabit the space $\text{Sym}(V) := \bigoplus_{n \in \mathbb{N}} \text{Sym}^n(V) \subseteq \bigoplus_{n \in \mathbb{N}} V^{\otimes n}$ of symmetric tensors on V . Multiplying the random vector X by a scalar $a \in \mathbb{R}$ transforms its moments according to the rule $x^{\otimes n} \mapsto (ax)^{\otimes n} = a^n x^{\otimes n}$. The corresponding action of \mathbb{R} on the symmetric tensor space $\text{Sym}(V)$ models the theory of linear combinations, yet this scalar multiplication is plainly nonlinear in a . Considering the central moments or cumulants of X , instead of the non-central moments, leads to the same conclusion.

Nevertheless, it is certainly important to be able to express stronger theories, such as those of abelian groups or vector spaces. What the missing equations all have in common is that some variable x appears multiple times on one side of an equation, as in $x + (-x) = 0$ or $(a + b) \cdot x = ax + bx$, or not at all on one side of an equation, as in $0 \cdot x = 0$. Indeed, a central feature of PROs and PROPs, and monoidal theories generally, is that each variable appearing in an equation must appear exactly once on each side of that equation. Lifting this restriction leads to algebraic theories and cartesian categories, historically the original setting of categorical logic.

2.3 Cartesian categories and algebraic theories

Most of the classical structures of abstract algebra, such as groups, rings, modules, and associative algebras, are axiomatizable in the purely equational form of *algebraic theories*.⁷

⁷A notable exception is the theory of fields, which is not algebraic because the operation of division is

The logic of algebraic theories was first studied in generality, independent of any particular structure, under the name of *universal algebra* [BS81]. Categorical logic was, in turn, born as an amplification of universal algebra, unifying algebraic theories and their models with concepts from category theory [Law63]. Under this correspondence, algebraic theories are represented by *cartesian categories*, which are symmetric monoidal categories whose monoidal products enjoy a certain universal property or, equivalently, whose objects are equipped with natural operations for copying and discarding data. In this section, the rudiments of cartesian categories and algebraic theories are developed in a style that is somewhat unconventional, yet is more easily mutated than the classical formulation.

Operations for copying and discarding data can be defined succinctly as commutative comonoids. Suppose a symmetric monoidal category (\mathbf{C}, \otimes, I) is equipped, at every object $x \in \mathbf{C}$, with morphisms $\Delta_x : x \rightarrow x \otimes x$ and $\diamond_x : x \rightarrow I$ making x into a commutative comonoid object (cf. Example 2.2.10). The morphism $\Delta_x : x \rightarrow x \otimes x$ is interpreted as *copying* or *duplication* and the morphism $\diamond_x : x \rightarrow I$ as *deleting* or *discarding*, and they are depicted as

$$\begin{array}{c} x \downarrow \\ \bullet \\ \swarrow \quad \searrow \end{array} \quad \text{and} \quad \begin{array}{c} x \downarrow \\ \bullet \end{array} .$$

In $(\mathbf{Set}, \times, 1)$, these maps are, for any set X , the diagonal map $\Delta_X : x \mapsto (x, x)$ and the terminal map $\diamond_X : x \mapsto *$.

The copying and deleting operations defined at each object should be compatible with the monoidal product. Thus, copying the product $x \otimes y$ should be the same as copying x and in parallel copying y , up to permutation of the outputs, and deleting the product $x \otimes y$ should be the same as deleting x and deleting y . To be more precise, the equations

$$\begin{array}{c} x \downarrow \quad y \downarrow \\ \boxed{\Delta_{x \otimes y}} \\ x \downarrow \quad y \downarrow \quad x \downarrow \quad y \downarrow \end{array} = \begin{array}{c} x \downarrow \quad y \downarrow \\ \bullet \quad \bullet \\ \swarrow \quad \searrow \quad \swarrow \quad \searrow \\ \swarrow \quad \searrow \end{array} \quad \text{and} \quad \begin{array}{c} x \downarrow \quad y \downarrow \\ \boxed{\diamond_{x \otimes y}} \\ x \downarrow \quad y \downarrow \end{array} = \begin{array}{c} x \downarrow \quad y \downarrow \\ \bullet \quad \bullet \end{array}$$

should hold for all objects x, y . Copying and deleting should also be compatible with the monoidal unit, in that $I \xrightarrow{\Delta_I} I \otimes I \xrightarrow{\cong} I$ and $I \xrightarrow{\diamond_I} I$ are both equal to the identity 1_I . When these conditions are satisfied, the category \mathbf{C} is said to *supply commutative comonoids*.

The notion of a supply of commutative comonoids is usefully generalized to a supply of

undefined at zero.

an arbitrary PROP [FS19c].

Definition 2.3.1 (Supply). Let \mathbf{P} be a PROP, assumed to have objects $(\mathbb{N}, +, 0)$, and let \mathbf{C} be a symmetric monoidal category. A *supply of \mathbf{P} in \mathbf{C}* consists of, for each object $x \in \mathbf{C}$, a strong symmetric monoidal functor $s_x : \mathbf{P} \rightarrow \mathbf{C}$, such that

- (i) $s_x(n) = x^{\otimes n}$ for each $n \in \mathbb{N}$,
- (ii) the structure isomorphism $(\Phi_x)_{m,n} : x^{\otimes m} \otimes x^{\otimes n} \rightarrow x^{\otimes(m+n)}$ is the unique coherence isomorphism for each $m, n \in \mathbb{N}$, and
- (iii) for every $x, y \in \mathbf{C}$ and every morphism $\mu : m \rightarrow n$ in \mathbf{P} , the diagrams

$$\begin{array}{ccc} x^{\otimes m} \otimes y^{\otimes m} & \xrightarrow{s_x(\mu) \otimes s_y(\mu)} & x^{\otimes n} \otimes y^{\otimes n} \\ \sigma \downarrow & & \downarrow \sigma \\ (x \otimes y)^{\otimes m} & \xrightarrow{s_{x \otimes y}(\mu)} & (x \otimes y)^{\otimes n} \end{array} \quad \begin{array}{ccc} & I & \\ \sigma \swarrow & & \searrow \sigma \\ I^{\otimes m} & \xrightarrow{s_I(\mu)} & I^{\otimes n} \end{array}$$

commute, where the σ 's are canonical symmetry isomorphisms.

The theory of commutative comonoids was presented as a PROP in Example 2.2.5. Naturally, a supply of this PROP is a supply of commutative comonoids as originally defined.

The first two axioms of a supply are merely conventions, as explained in Section 2.2. The essential mathematical content lies in the third axiom, requiring that the models of \mathbf{P} defined at each object of \mathbf{C} be compatible with the symmetric monoidal structure of \mathbf{C} . One can also ask that some or all morphisms in \mathbf{C} commute with the morphisms supplied by \mathbf{P} , leading to the notion of supply homomorphism.

Definition 2.3.2 (Homomorphic supply). Let s be a supply of a PROP \mathbf{P} in a symmetric monoidal category \mathbf{C} . A morphism $f : x \rightarrow y$ in \mathbf{C} is an *s-homomorphism* if for every morphism $\mu : m \rightarrow n$ in \mathbf{P} , the diagram

$$\begin{array}{ccc} x^{\otimes m} & \xrightarrow{s_x(\mu)} & x^{\otimes n} \\ f^{\otimes m} \downarrow & & \downarrow f^{\otimes n} \\ y^{\otimes m} & \xrightarrow{s_y(\mu)} & y^{\otimes n} \end{array}$$

commutes. If every morphism in \mathbf{C} is an s -homomorphism, then s is a *homomorphic supply*.

In a category \mathbf{C} supplying commutative comonoids, a morphism $f : x \rightarrow y$ is a supply

homomorphism if it commutes with copying and deleting:

$$\begin{array}{c} x \\ \downarrow \\ \boxed{f} \\ \downarrow \\ y \\ \downarrow \\ \bullet \\ \swarrow \quad \searrow \end{array} = \begin{array}{c} x \\ \downarrow \\ \bullet \\ \swarrow \quad \searrow \\ \boxed{f} \quad \boxed{f} \\ \downarrow \quad \downarrow \\ y \quad y \end{array} \quad \text{and} \quad \begin{array}{c} x \\ \downarrow \\ \boxed{f} \\ \downarrow \\ y \\ \downarrow \\ \bullet \end{array} = \begin{array}{c} x \\ \downarrow \\ \bullet \end{array} .$$

The supply is homomorphic if these equations hold for all morphisms f in \mathbf{C} or, equivalently, the copying morphisms $(\Delta_x)_{x \in \mathbf{C}}$ are the components of a natural transformation from the identity functor $1_{\mathbf{C}}$ to the diagonal functor $\Delta_{\mathbf{C}} : \mathbf{C} \rightarrow \mathbf{C}$, $x \mapsto x \otimes x$ and, similarly, the deleting morphisms $(\nabla_x)_{x \in \mathbf{C}}$ are the components of a natural transformation from the identity $1_{\mathbf{C}}$ to the functor $\nabla_{\mathbf{C}} : \mathbf{C} \rightarrow \mathbf{C}$, $x \mapsto I$. In general, a supply s of a PROP \mathbf{P} in \mathbf{C} is homomorphic if and only if for every morphism $\mu : m \rightarrow n$ in \mathbf{P} , the morphisms $(s_x(\mu))_{x \in \mathbf{C}}$ assemble into a natural transformation between the endofunctors $(-)^{\otimes m}$ and $(-)^{\otimes n}$ of \mathbf{C} .

Definition 2.3.3 (Cartesian category). A *cartesian monoidal category*, or a *cartesian category* for short, is a symmetric monoidal category that homomorphically supplies commutative comonoids. Dually, a *cocartesian (monoidal) category* is a symmetric monoidal category that homomorphically supplies commutative monoids.

For any supply s in \mathbf{C} , the s -homomorphisms form a symmetric monoidal subcategory of \mathbf{C} , denoted \mathbf{C}_s [FS19c, Theorem 3.16]. It is the largest subcategory of \mathbf{C} on which the supply is homomorphic. When s is a supply of commutative comonoids, this subcategory is known as the *cartesian center* of \mathbf{C} [Has97; Sel10].

Most concrete monoidal categories whose underlying product on sets is the cartesian product are in fact cartesian categories. Besides the category $(\mathbf{Set}, \times, 1)$ itself, examples of such cartesian categories include the categories $(\mathbf{Top}, \times, 1)$ and $(\mathbf{Meas}, \times, 1)$ of topological and measurable spaces, with their cartesian products, and the category $(\mathbf{Vect}_{\mathbb{k}}, \oplus, 0)$ of vector spaces over the field \mathbb{k} , with its direct sum. In all cases, the copying and deleting morphisms agree with those of \mathbf{Set} . The category \mathbf{Rel} of relations, also a symmetric monoidal category under the cartesian product, supplies commutative comonoids, but the supply is not homomorphic. The comonoid homomorphisms in \mathbf{Rel} are precisely the relations that are the graphs of functions, or, said differently, the cartesian center of \mathbf{Rel} is \mathbf{Set} .⁸ Another important category that supplies commutative comonoids non-homomorphically is

⁸Taking this observation seriously leads to Carboni and Walters' abstract theory of relations, the *bicategory of relations* [CW87; FS19b; Pat17].

the category of Markov kernels under the independent product (Chapter 3). Finally, the category $(\mathbf{Vect}_{\mathbb{k}}, \otimes, \mathbb{k})$ of vector spaces under its tensor product does not supply comonoids at all, since the copying map $x \mapsto x \otimes x$ is nonlinear, among other difficulties.

A *Lawvere theory*, also known as an *algebraic theory* or a *finite-products theory*, is a small, strict cartesian category whose monoid of objects is freely generated by a single object. Thus, Lawvere theories play the role for cartesian categories that PROs and PROPs do for monoidal and symmetric monoidal categories.

Example 2.3.4 (Theory of groups). The *theory of groups* $\mathbf{Th}(\mathbf{Grp})$ is the Lawvere theory presented by augmenting the theory of monoids (Example 2.2.4) with another generating morphism $i : x \rightarrow x$, subject to the equations:

$$\begin{array}{c} \text{Diamond with dot at top, box 'i' on left, arrow on right} \end{array} = \begin{array}{c} \text{Vertical line with dot} \end{array} = \begin{array}{c} \text{Diamond with dot at top, arrow on left, box 'i' on right} \end{array} .$$

The *theory of abelian groups* $\mathbf{Th}(\mathbf{Ab})$ is the Lawvere theory obtained in the same way from the theory of commutative monoids (Example 2.2.5). In the abelian case, the inverse operation i is often written as -1 , reflecting the identification of abelian groups with \mathbb{Z} -modules (cf. Example 2.3.8 below).

A *cartesian (monoidal) functor*, or *finite-product preserving functor*, is a symmetric monoidal functor between cartesian categories that preserves the copying and deleting morphisms. Heuristically, this means that the functor F satisfies $F(\Delta_x) = \Delta_{F(x)}$ and $F(\Diamond_x) = \Diamond_{F(x)}$ for all objects x , but as always the structure isomorphisms must be accounted when the monoidal categories are not strict. For a general supply, not necessarily of commutative comonoids, the definition is:

Definition 2.3.5 (Preservation of supply). Let \mathbf{P} be a PROP and let s and t be supplies of \mathbf{P} in symmetric monoidal categories \mathbf{C} and \mathbf{D} . A symmetric monoidal functor $(F, \Phi) : \mathbf{C} \rightarrow \mathbf{D}$ *preserves the supply* if for every object $x \in \mathbf{C}$ and every morphism $\mu : m \rightarrow n$ in \mathbf{P} , the

following diagram commutes:

$$\begin{array}{ccc} F(x)^{\otimes m} & \xrightarrow{t_{F(x)}(\mu)} & F(x)^{\otimes n} \\ \Phi \downarrow & & \downarrow \Phi \\ F(x^{\otimes m}) & \xrightarrow{F(s_x(\mu))} & F(x^{\otimes n}) \end{array}$$

Cartesian categories and cartesian functors assemble into a category **Cart**. Inside **Cart** lies the subcategory **Lawvere** of Lawvere theories and strict cartesian functors preserving the object generators.

In the logical setting, a *model* of a Lawvere theory \mathbf{C} is a cartesian functor $\mathbf{C} \rightarrow \mathbf{Set}$ and, generalizing, a *model* of \mathbf{C} in a category \mathbf{S} supplying commutative comonoids is a supply-preserving functor $\mathbf{C} \rightarrow \mathbf{S}$. We follow the same conventions on functional form as for models of PROs and PROPs. A model of a Lawvere theory in a general category \mathbf{S} supplying commutative comonoids always lies in the cartesian center of \mathbf{S} . This follows from the basic result that supply-preserving functors send homomorphisms to homomorphisms [FS19c, Proposition 4.7]. That is, if a functor $F : (\mathbf{C}, s) \rightarrow (\mathbf{D}, t)$ preserves supply, then it restricts to a symmetric monoidal functor $F_{s,t} : \mathbf{C}_s \rightarrow \mathbf{D}_t$.

Example 2.3.6 (Group objects). A *group*, or *group object*, in a cartesian category \mathbf{S} is model in \mathbf{S} of the theory of groups $\mathbf{Th}(\mathbf{Grp})$. A group in **Set** is just a group. A group in **Top** is a topological group, whereas a group in the category **Man** of smooth manifolds and smooth maps is a Lie group. In contrast to monoid objects (Example 2.2.9), group objects in tensor categories such as $(\mathbf{Ab}, \otimes, \mathbb{Z})$ or $(\mathbf{Vect}_{\mathbb{k}}, \otimes, \mathbb{k})$ do not make sense, as these categories are not cartesian. This is one reason why it is useful to have weak logical systems as well as strong ones: the weaker the logic in which a theory can be expressed, the more categories in which the theory can have models.

Example 2.3.7 (Theory of groups, revisited). In Example 2.3.4, the theory of groups is presented following the standard axioms for a group, but other axiomatizations yield other presentations. For example, a group could be defined as a set G equipped with a binary operation $(g, h) \mapsto g/h$ and a constant $e \in G$, satisfying the axioms

$$g/g = e, \quad g/e = g, \quad (g/k)/(h/k) = g/h$$

for all $g, h, k \in G$. The definition is equivalent to the standard one via the assignments $g \cdot h := g/(e/h)$ and $g^{-1} := e/g$, in one direction, and $g/h := g \cdot h^{-1}$, in the other [Hal59, §1.3].

Let $\text{Th}(\text{Grp})'$ be the Lawvere theory corresponding to these alternative axioms, generated by two morphisms $\delta : x \otimes x \rightarrow x$ and $\eta : I \rightarrow x$ and subject to three equations. Define a cartesian functor $\text{Th}(\text{Grp}) \rightarrow \text{Th}(\text{Grp})'$ by

$$\mu \mapsto (1_x \otimes ((\eta \otimes 1_x) \cdot \delta)) \cdot \delta, \quad \eta \mapsto \eta, \quad i \mapsto (\eta \otimes 1_x) \cdot \delta.$$

By the equivalence of the two axiomatizations, the functor is an isomorphism of Lawvere theories: $\text{Th}(\text{Grp}) \cong \text{Th}(\text{Grp})'$.

The example highlights a beautiful aspect of categorical logic: when logical theories are reconstructed as algebraic structures, they become invariant to syntactic differences and exist independently of any particular presentation. Groups admit many axiomatizations, some insightful and others only curious. One striking axiomization consists of a single operation, the division operation, and a single monstrous equation [HN52; McC93]. No matter which axiomization is used, if it can be rendered as an algebraic theory, then it presents the same Lawvere theory, up to isomorphism.

As suggested at the end of Section 2.2, the theories of linear and affine combinations extend to Lawvere theories of vector spaces and affine spaces.

Example 2.3.8 (Theory of R -modules). For any commutative rig R , the *theory of R -modules* is the Lawvere theory $\text{Th}(\text{Mod}_R)$ presented exactly as the theory of R -linear combinations LinComb_R (Example 2.2.11) but with additional laws for duplication,

$$(\Delta_x \otimes 1_{x^{\otimes n}}) \cdot (r_1, \dots, r_{n+2}) = (r_1 + r_2, r_3, \dots, r_{n+2}),$$

and for discarding,

$$(\diamond_x \otimes 1_{x^{\otimes n}}) \cdot (r_1, \dots, r_n) = (0, r_1, \dots, r_n),$$

holding for all $r_i \in R$ and $n \geq 0$. Taking all the axioms together, the equations

$$\Delta_{x^{\otimes n}} \cdot ((r_1, \dots, r_n) \otimes (s_1, \dots, s_n)) \cdot (1, \dots, 1) = (r_1 + s_1, \dots, r_n + s_n)$$

and

$$\diamond_{x^{\otimes n}} \cdot (r_1, \dots, r_n) = (0, \dots, 0)$$

can be derived. Alternatively, the theory $\text{Th}(\text{Mod}_R)$ admits a biased presentation, extending

that of LinComb_R with further axioms for duplication and discarding,

$$\begin{array}{c} \bullet \\ \swarrow \searrow \\ (r) \quad (s) \\ \swarrow \searrow \\ \circ \end{array} = \begin{array}{c} \downarrow \\ (r + s) \\ \downarrow \end{array} \quad \text{and} \quad \begin{array}{c} \bullet \\ \downarrow \\ \circ \end{array} = \begin{array}{c} \downarrow \\ (0) \\ \downarrow \end{array} .$$

As special cases, the *theory of (real) vector spaces* is $\text{Th}(\text{Vect}_{\mathbb{R}}) := \text{Th}(\text{Mod}_{\mathbb{R}})$ and the *theory of conical spaces* is $\text{Th}(\text{Cone}) := \text{Th}(\text{Mod}_{\mathbb{R}_+})$. The nomenclature does not mislead: the category of models of $\text{Th}(\text{Mod}_R)$ is indeed the usual category Mod_R of R -modules and R -linear maps; consequently, the category of models of $\text{Th}(\text{Vect}_{\mathbb{R}})$ is the usual category $\text{Vect}_{\mathbb{R}}$ of real vector spaces and linear maps. A *conical space* is, by definition, a model of the theory $\text{Th}(\text{Cone})$. This abstract structure is less familiar than a vector space but its main example, a convex cone in a real vector space, is ubiquitous in applied mathematics.

Example 2.3.9 (Theory of R -affine spaces). For any commutative rig R , the *theory of R -affine spaces* is the Lawvere theory $\text{Th}(\text{Aff}_R)$ obtained by restricting the presentation of the theory of R -modules to the generators $(r_i)_{i=1}^n$ such that $r_1 + \cdots + r_n = 1$. Thus, $\text{Th}(\text{Aff}_R)$ is a sub-Lawvere theory of $\text{Th}(\text{Mod}_R)$. Like the theory of R -affine combinations (Example 2.2.12), the theory of R -affine spaces admits a smaller, biased presentation in terms of morphisms $\mu_{r,s} : x \otimes x \rightarrow x$ indexed by numbers $r, s \in R$ such that $r + s = 1$.

As special cases, the *theory of (real) affine spaces* is $\text{Th}(\text{Aff}_{\mathbb{R}})$ and the *theory of convex spaces* is $\text{Th}(\text{Conv}) := \text{Th}(\text{Aff}_{\mathbb{R}_+})$. The category of models of $\text{Th}(\text{Aff}_{\mathbb{R}})$ is the usual category $\text{Aff}_{\mathbb{R}}$ of affine spaces and affine maps. A *convex space*, or model of $\text{Th}(\text{Conv})$, is an abstract structure whose main example is a convex set in a real vector space.

This introduction to categorical logic, covering the main definitions and the examples needed later, is only the barest beginning of a fascinating subject. The duality between syntax and semantics, namely that any Lawvere theory is equivalent to the opposite of a certain subcategory of its category of models, has not been discussed. This is a deep result that could not have been stated, much less discovered, prior to the algebraization of logic. Categorical logic has also expanded far beyond its original setting of algebraic theories into a wide-ranging dictionary between logical systems and categorical structures (Figure 1.1). In theoretical computer science, the connection between the simply typed lambda calculus

and cartesian closed categories has spurred a large research program. Within mathematical logic, categorical logicians have charted a hierarchy of increasingly expressive subsystems of first-order logic, culminating in topos theory. Rather than pursuing these more expressive logics, this thesis will develop categorical logic in a different direction, toward logics for probabilistic and statistical reasoning (Figure 1.2).

The exposition in this chapter has been unorthodox in one respect: cartesian categories are usually defined by a universal property, not as a homomorphic supply of commutative comonoids. In the last part of this section, we digress to explain how the two definitions are equivalent, a connection that is important generally but not needed in this text.

Definition 2.3.10 (Products and coproducts). In a category \mathbf{C} , a *(binary) product* of a pair of objects x and y is an object $x \times y$, equipped with *projection* morphisms $\pi_x : x \times y \rightarrow x$ and $\pi_y : x \times y \rightarrow y$, such that for any morphisms $f : w \rightarrow x$ and $g : w \rightarrow y$, there exists a unique morphism $h : w \rightarrow x \times y$ making the diagram

$$\begin{array}{ccc} & w & \\ f \swarrow & \downarrow \exists! h & \searrow g \\ x & \xleftarrow{\pi_x} x \times y \xrightarrow{\pi_y} & y \end{array}$$

commute. An object 1 in \mathbf{C} is *terminal* (a *nullary product*) if for every object x , there exists a unique morphism $x \rightarrow 1$.

Dually, a *coproduct* of a pair of objects x and y is an object $x + y$, equipped with *inclusion* morphisms $\iota_x : x \rightarrow x + y$ and $\iota_y : y \rightarrow x + y$, such that for any morphisms $f : x \rightarrow z$ and $g : y \rightarrow z$, there exists a unique morphism $h : x + y \rightarrow z$ making the diagram

$$\begin{array}{ccccc} x & \xrightarrow{\iota_x} & x + y & \xleftarrow{\iota_y} & y \\ & \searrow f & \downarrow \exists! h & \swarrow g & \\ & & z & & \end{array}$$

commute. An object 0 in \mathbf{C} is *initial* (a *nullary coproduct*) if for every object x , there exists a unique morphism $0 \rightarrow x$.

Whenever they exist, products and coproducts are unique up to canonical isomorphism. Thus, in a mild abuse of language, it is common to speak of “the” product or “the” coproduct. In \mathbf{Set} , the product is the cartesian product and the coproduct is the disjoint union, while the terminal object is any singleton set and the initial object is the empty set. In general, the product $x \times y$ in a category \mathbf{C} classifies pairs of morphism *into* x and y , in the

sense that for every object w , there is a bijection of hom-sets

$$\mathbf{C}(w, x) \times \mathbf{C}(w, y) \cong \mathbf{C}(w, x \times y).$$

Dually, the coproduct $x + y$ classifies pairs of morphisms *out of* x and y , in that for every object z , there is a bijection

$$\mathbf{C}(x, z) \times \mathbf{C}(y, z) \cong \mathbf{C}(x + y, z).$$

Although immediate from the definitions, these properties of products and coproducts are often useful in their own right.

Classically, *cartesian categories* monoidal categories whose monoidal product is the category-theoretic product and whose monoidal unit is the terminal object. *Cocartesian categories* are monoidal categories whose monoidal structure is the given by the coproduct. In fact, these definitions are consistent with the previous Definition 2.3.3, an elegant result due to Fox [Fox76].

Theorem 2.3.11 (Fox’s theorem). A symmetric monoidal category \mathbf{C} is a cartesian category, with its monoidal structure given by the categorical product, if and only if it has a homomorphic supply of commutative comonoids.

In particular, if a symmetric monoidal category has *any* homomorphic supply of commutative comonoids, then it has one uniquely, a fact not evident from the definition.

2.4 Interacting supplies in monoidal categories

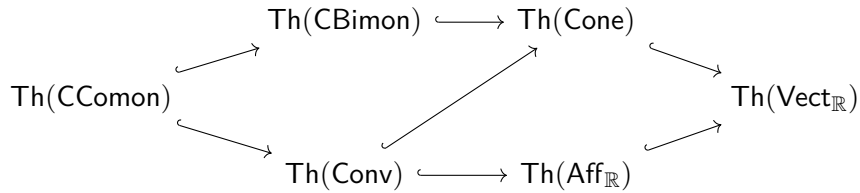
There is a certain tension between the structuralist view of mathematics, embodied by category theory, and the more anarchic approach to structure prevalent in much of analysis and applied mathematics. In algebra, one typically studies categories of structured objects and maps that fully preserve the structure. So, in the category \mathbf{Grp} , the morphisms are group homomorphisms, and in the category \mathbf{Vect}_k , the morphisms are linear maps. In the more analytical parts of mathematics, there is often neither a single relevant class of structured objects, nor, for a given class of objects, a single relevant class of morphisms. It is not uncommon to speak of an affine map or a nonlinear map between vector spaces, or of a convex-linear map between a convex cone and an affine space (which makes sense because objects are, in particular, convex sets). Depending on the context, the morphisms

in a category of metric spaces might reasonably be taken to include the maps that are: isometries, nonexpansive, Lipschitz continuous, Hölder continuous, uniformly continuous, continuous, measurable (with respect to the Borel σ -algebra), or nothing at all.

Our approach to accommodating heterogeneous structure is twofold. To account for heterogeneity among morphisms, supplies of PROPs in monoidal categories will generally *not* be homomorphic, thus encompassing a broad class of morphisms while retaining the capability to assert, purely equationally, that certain morphisms are supply homomorphisms. As for heterogeneity among objects, the definition of supply will be extended from a single PROP to a family of interacting PROPs. In this way, objects of different type will be able to communicate along their maximum common substructure.

When working in the logic of cartesian categories, as in the previous section, the theories of vector spaces, affine spaces, conical spaces, and convex spaces are usually defined as Lawvere theories (Examples 2.3.8 and 2.3.9). In subsequent chapters, the structure of these and other spaces is needed within the logic itself, necessitating a level shift. So that they may be supplied in a monoidal category, we reinterpret each Lawvere theory as a PROP by simply applying the forgetful functor $\text{Lawvere} \rightarrow \text{PROP}$. In terms of presentations, the new PROP is presented by joining the presentations of the Lawvere theory \mathbf{C} and the PROP $\text{Th}(\mathbf{CComon})$, then adding equations making each generating morphism in \mathbf{C} into a comonoid homomorphism. As an example of this procedure, the theory $\text{Th}(\text{Vect}_{\mathbb{k}})$ of vector spaces over a field \mathbb{k} is presented as a PROP in [BE15, Equations 1-18].

The resulting PROPs for vector spaces, affine spaces, conical spaces, and convex spaces, as well as for commutative comonoids and bicommutative bimonoids (Example 2.2.6), form the objects of a category



whose arrows are embeddings of PROPs. This category, call it $\mathbf{L}(\text{Space})$, is a thin subcategory of PROP . As a preorder, it has *meets* (greatest lower bounds) and a *top* (greatest) object, making it a *meet-semilattice*. For example, the meet of the theories for Cone and $\text{Aff}_{\mathbb{R}}$ is

$$\text{Th}(\text{Cone}) \wedge \text{Th}(\text{Aff}_{\mathbb{R}}) = \text{Th}(\text{Conv})$$

and the top object is $\top = \text{Th}(\text{Vect}_R)$. In general, a thin subcategory of PROP forming a meet-semilattice will be called a *semilattice of PROPs*.

Supplies of a single PROP (Definitions 2.3.1 and 2.3.2) generalize to supplies of a semilattice of PROPs. The idea is that if objects x and y in a symmetric monoidal category \mathbf{C} are models of PROPs P_x and P_y in a semilattice \mathbf{L} , then their monoidal product $x \otimes y$ in \mathbf{C} should be a model of the PROP having the maximum common substructure of P_x and P_y , namely the meet $P_x \wedge P_y$ in \mathbf{L} . Likewise, the monoidal unit I in \mathbf{C} should be a model of the PROP having the maximum structure, namely the top object in \mathbf{L} .

Definition 2.4.1 (Supply). A *supply* of a semilattice \mathbf{L} of PROPs in a symmetric monoidal category (\mathbf{C}, \otimes, I) consists of a monoid homomorphism

$$P : (|\mathbf{C}|, \otimes, I) \rightarrow (\mathbf{L}, \wedge, \top), \quad x \mapsto P_x,$$

and for each object $x \in \mathbf{C}$, a strong monoidal functor $s_x : P_x \rightarrow \mathbf{C}$, such that

- (i) $s_x(m) = x^{\otimes m}$ for each $m \in \mathbb{N}$,
- (ii) the structure isomorphism $x^{\otimes m} \otimes x^{\otimes n} \rightarrow x^{\otimes(m+n)}$ is the unique coherence isomorphism for each $m, n \in \mathbb{N}$, and
- (iii) for every $x, y \in \mathbf{C}$ and every morphism $\mu : m \rightarrow n$ in $P_{x \otimes y}$, the diagrams

$$\begin{array}{ccc} x^{\otimes m} \otimes y^{\otimes m} & \xrightarrow{s_x(\pi_{x,y}(\mu)) \otimes s_y(\pi'_{x,y}(\mu))} & x^{\otimes n} \otimes y^{\otimes n} \\ \sigma \downarrow & & \downarrow \sigma \\ (x \otimes y)^{\otimes m} & \xrightarrow{s_{x \otimes y}(\mu)} & (x \otimes y)^{\otimes n} \end{array} \quad \begin{array}{ccc} & I & \\ \sigma \swarrow & & \searrow \sigma \\ I^{\otimes m} & \xrightarrow{s_I(\mu)} & I^{\otimes n} \end{array}$$

commute, where $P_{x \otimes y} = P_x \wedge P_y \xrightarrow{\pi_{x,y}} P_x$ and $P_{x \otimes y} = P_x \wedge P_y \xrightarrow{\pi'_{x,y}} P_y$ are the projections in \mathbf{L} and the σ 's are the canonical symmetry isomorphisms.

A morphism $f : x \rightarrow y$ in \mathbf{C} is an *s-homomorphism with respect to a PROP Q*, for given PROP morphisms $Q \xrightarrow{q_x} P_x$ and $Q \xrightarrow{q_y} P_y$, if for every morphism $\mu : m \rightarrow n$ in Q , the diagram

$$\begin{array}{ccc} x^{\otimes m} & \xrightarrow{s_x(q_x(\mu))} & x^{\otimes n} \\ f^{\otimes m} \downarrow & & \downarrow f^{\otimes n} \\ y^{\otimes m} & \xrightarrow{s_y(q_y(\mu))} & y^{\otimes n} \end{array}$$

commutes. In particular, the morphism f is an *s-homomorphism* if it is an s-homomorphism

with respect to $P_x \wedge P_y$, where $q_x = \pi_{x,y}$ and $q_y = \pi'_{x,y}$ are the projections. If every morphism in \mathbf{C} is an s -homomorphism, then s is a *homomorphic supply*.

When the map $P : |\mathbf{C}| \rightarrow |\mathbf{L}|$ is constant, particularly when the semilattice \mathbf{L} consists of a single PROP, the original definitions of supply and homomorphic supply are recovered.

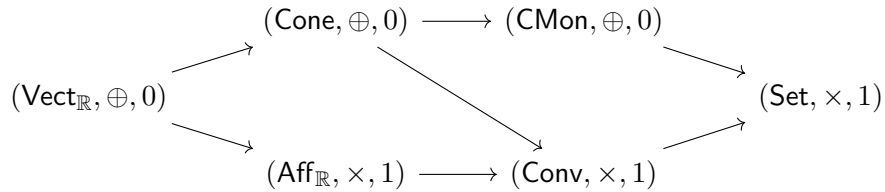
Example 2.4.2 (Vector space subsets). The *category of vector space subsets*, $\mathbf{VectSet}_{\mathbb{k}}$, has as objects the pairs (V, A) , where V is a vector space over \mathbb{k} and A is a subset of V , and as morphisms $(V, A) \rightarrow (W, B)$ the functions $A \rightarrow B$. A symmetric monoidal category $(\mathbf{VectSet}_{\mathbb{k}}, \times, 1)$ is defined by

$$(V, A) \times (W, B) := (V \oplus W, A \times B), \quad 1 := (0, \{0\}).$$

The category $\mathbf{VectSet}_{\mathbb{R}}$ supplies the semilattice $\mathbf{L}(\mathbf{Space})$ by simply marking out the vector space subsets that are closed under linear combinations, affine combinations, conical combinations, convex combinations, sums, or nothing at all, thus distinguishing the linear subspaces, affine subspaces, convex cones, convex sets, additive monoids, and mere subsets. The supply is homomorphic with respect to $\mathbf{Th}(\mathbf{CComon})$, making $\mathbf{VectSet}_{\mathbb{R}}$ into a cartesian category, but the supply is not homomorphic generally. A morphism in $\mathbf{VectSet}_{\mathbb{R}}$ is a homomorphism if it is linear, affine, conic-linear, convex-linear, or additive, as appropriate.

Vector space subsets are defined *extrinsically*, with respect to an ambient vector space, making for an easy construction of the semilattice supply. With slightly more effort, one can construct a supply in a category of heterogeneous objects defined *intrinsically*, taking into account that, in the absence of an ambient space, a set being a particular kind of object is an extra structure, not a property.

Example 2.4.3 (Vector and other spaces). Dual to $\mathbf{L}(\mathbf{Space})$, a thin subcategory of PROP, is a thin subcategory $\mathbf{SpaceCat}$ of $\mathbf{SMonCat}$



whose morphisms are forgetful functors. Importantly, all the products⁹ in these symmetric monoidal categories are compatible in the sense that the forgetful functors are strong symmetric monoidal functors. By duality, since $\mathbf{L}(\mathbf{Space})$ is a meet-semilattice, $\mathbf{SpaceCat}$ is a join-semilattice. Let \vee and \perp denote the *join* (least upper bound) and *bottom* (minimum) in $\mathbf{SpaceCat}$.

Define a category \mathbf{Space} whose objects are the disjoint union $|\mathbf{Space}| := \bigsqcup_{S \in \mathbf{SpaceCat}} |S|$ and whose morphisms are all functions between the underlying sets. Next, define a symmetric monoidal category $(\mathbf{Space}, \times, 1)$ on objects by

$$(S, X) \times (T, Y) := (S \vee T, U_{S,T}(X) \otimes U'_{S,T}(Y)), \quad 1 := (\perp, I_\perp),$$

where $S \xrightarrow{U_{S,T}} S \vee T$ and $T \xrightarrow{U'_{S,T}} S \vee T$ are the forgetful functors, and on morphisms by the cartesian product in \mathbf{Set} . Finally, using the correspondence between $\mathbf{L}(\mathbf{Space})$ and $\mathbf{SpaceCat}$, let the symmetric monoidal category \mathbf{Space} supply $\mathbf{L}(\mathbf{Space})$ in the evident way. Consistent with the preceding example, the supply is homomorphic with respect to $\mathbf{Th}(\mathbf{Comon})$, so that \mathbf{Space} is a cartesian category, but the supply is not homomorphic generally.

Generalizing a functor that preserves the supply of a single PROP (Definition 2.3.5), a functor preserves the supply of a semilattice of PROPs if it sends each object to another having *at least* as much as structure, in a compatible way.

Definition 2.4.4 (Preservation of supply). Let (P, s) and (Q, t) be supplies of a semilattice \mathbf{L} of PROPs in symmetric monoidal categories \mathbf{C} and \mathbf{D} . A strong symmetric monoidal functor $(F, \Phi) : \mathbf{C} \rightarrow \mathbf{D}$ *preserves the supply* if for every object $x \in \mathbf{C}$, there exists a (unique) PROP morphism $P_x \xrightarrow{i_x} Q_{F(x)}$ in \mathbf{L} and for every morphism $\mu : m \rightarrow n$ in P_x , the diagram

$$\begin{array}{ccc} F(x)^{\otimes m} & \xrightarrow{t_{F(x)}(i_x(\mu))} & F(x)^{\otimes n} \\ \Phi \downarrow & & \downarrow \Phi \\ F(x^{\otimes m}) & \xrightarrow{F(s_x(\mu))} & F(x^{\otimes n}) \end{array}$$

commutes. If, moreover, $P_x = Q_{F(x)}$ for all $x \in \mathbf{C}$, then the supply is *strictly* preserved.

As an example, the embedding functor from the extrinsically-defined category $\mathbf{VectSet}_{\mathbb{R}}$

⁹The choice of \oplus or \times in the notation reflects whether the monoidal product is a biproduct or only a (categorical) product. In all cases, the underlying operation on sets is the cartesian product.

to the intrinsically-defined category **Space**, interpreting each vector space subset as an abstract space of maximum possible structure, strictly preserves the supply.

No further conditions need be imposed on a monoidal natural transformation between supply preserving functors, as the components of the transformation are always supply homomorphisms.

Proposition 2.4.5. Let \mathbf{C} and \mathbf{D} be symmetric monoidal categories with supplies (\mathbf{P}, s) and (\mathbf{Q}, t) of a semilattice \mathbf{L} , and let (F, Φ) and (G, Γ) be supply preserving functors $\mathbf{C} \rightarrow \mathbf{D}$. Every component of a monoidal natural transformation $\alpha : F \rightarrow G$ is a t -homomorphism with respect to the PROP \mathbf{P}_x and the PROP morphisms $\mathbf{P}_x \xrightarrow{i_x} \mathbf{Q}_{Fx}$ and $\mathbf{P}_x \xrightarrow{j_x} \mathbf{Q}_{Gx}$ in \mathbf{L} .

In particular, if the functors F and G preserve the supply strictly, then every component of α is a t -homomorphism.

Proof. We must show that, for any $x \in \mathbf{C}$, the component $\alpha_x : Fx \rightarrow Gx$ is a t -homomorphism with respect to \mathbf{P}_x , meaning that for every morphism $\mu : m \rightarrow n$ in \mathbf{P}_x , the diagram

$$\begin{array}{ccc} F(x)^{\otimes m} & \xrightarrow{\alpha_x^{\otimes m}} & G(x)^{\otimes m} \\ t_{Fx}(i_x(\mu)) \downarrow & & \downarrow t_{Gx}(j_x(\mu)) \\ F(x)^{\otimes n} & \xrightarrow{\alpha_x^{\otimes n}} & G(x)^{\otimes n} \end{array}$$

commutes. Consider the composite diagram

$$\begin{array}{ccccccc} F(x)^{\otimes m} & \xrightarrow{\Phi} & F(x^{\otimes m}) & \xrightarrow{\alpha_x^{\otimes m}} & G(x^{\otimes m}) & \xrightarrow{\Gamma^{-1}} & G(x)^{\otimes m} \\ t_{Fx}(i_x(\mu)) \downarrow & & F(s_x(\mu)) \downarrow & & \downarrow G(s_x(\mu)) & & \downarrow t_{Gx}(j_x(\mu)) \\ F(x)^{\otimes n} & \xrightarrow{\Phi} & F(x^{\otimes n}) & \xrightarrow{\alpha_x^{\otimes n}} & G(x^{\otimes n}) & \xrightarrow{\Gamma^{-1}} & G(x)^{\otimes n} \end{array}$$

The middle square commutes because α is a natural transformation, while the left and right squares commute because the functors F and G preserve the supply. Moreover, since α is a *monoidal* natural transformation, the top horizontal composite equals $\alpha_x^{\otimes m}$ and the bottom horizontal composite equals $\alpha_x^{\otimes n}$. Thus the commutativity of the composite diagram proves the proposition. \square

When working with natural transformations between functors out of a category presented by generators and relations, as we often will in Chapters 3 and 4, it is useful to know that in order to prove naturality, it suffices to prove it on a generating set of morphisms. In the cases of transformations between categories or monoidal categories, this fact must

be considered well known, even if explicit statements are not easily found in the literature.

Lemma 2.4.6 (Natural transformations and generators). Let $F, G : \mathbf{C} \rightarrow \mathbf{D}$ be functors out of a small category \mathbf{C} . A collection of morphisms $\alpha_x : Fx \rightarrow Gx$, $x \in \mathbf{C}$, are the components of a natural transformation $\alpha : F \rightarrow G$ if, for every $f : x \rightarrow y$ in a generating set of morphisms for \mathbf{C} , the naturality square

$$\begin{array}{ccc} Fx & \xrightarrow{\alpha_x} & Gx \\ Ff \downarrow & & \downarrow Gf \\ Fy & \xrightarrow{\alpha_y} & Gy \end{array}$$

commutes. The same statement holds when \mathbf{C} and \mathbf{D} are (symmetric) monoidal categories, F and G are (symmetric) monoidal functors, and the components $(\alpha_x)_{x \in \mathbf{C}}$ preserve the monoidal product and unit, as in Definition 2.2.8. Finally, the statement still holds when \mathbf{C} and \mathbf{D} supply a semilattice \mathbf{L} of PROPs, F and G are supply preserving functors, and the components $(\alpha_x)_{x \in \mathbf{C}}$ preserve the monoidal structure and are also supply homomorphisms, in the sense of Proposition 2.4.5.

Proof. First, assume that \mathbf{C} and \mathbf{D} are categories and F and G are functors. Every morphism in \mathbf{C} is formed from the generating morphisms through composites and identities, so by structural induction, it suffices to show that naturality is preserved by composition and identities. When $f = 1_x$ is an identity, the naturality condition reduces to the trivial equation $\alpha_x = \alpha_x$. Given composable morphisms $x \xrightarrow{f} y \xrightarrow{g} z$ in \mathbf{C} , the diagram

$$\begin{array}{ccccc} & & F(f \cdot g) & & \\ & \nearrow Ff & & \nearrow Fg & \\ Fx & \xrightarrow{\quad} & Fy & \xrightarrow{\quad} & Fz \\ \alpha_x \downarrow & & \alpha_y \downarrow & & \downarrow \alpha_z \\ Gx & \xrightarrow{\quad} & Gy & \xrightarrow{\quad} & Gz \\ & \searrow Gf & & \searrow Gg & \\ & & G(f \cdot g) & & \end{array}$$

shows that if naturality holds for f and g , then it also holds for the composite $f \cdot g$. This proves the first statement.

Now suppose that \mathbf{C} and \mathbf{D} are (symmetric) monoidal categories and (F, Φ) and (G, Γ) are (symmetric) monoidal functors. For simplicity, assume that \mathbf{C} is a strict monoidal category, as all small monoidal categories in this text are strict. Then every morphism in \mathbf{C} is formed from the generators through composites, identities, monoidal products, and, when

the monoidal categories are symmetric, braidings. To show that naturality is preserved by monoidal products, take any morphisms $x \xrightarrow{f} y$ and $w \xrightarrow{g} z$ in \mathbf{C} and consider the diagram

$$\begin{array}{ccccccc}
 F(x \otimes w) & \xrightarrow{\Phi_{x,w}^{-1}} & Fx \otimes Fw & \xrightarrow{Ff \otimes Fg} & Fy \otimes Fz & \xrightarrow{\Phi_{y,z}} & F(y \otimes z) \\
 \alpha_{x \otimes w} \downarrow & & \alpha_x \otimes \alpha_w \downarrow & & \alpha_y \otimes \alpha_z \downarrow & & \alpha_{y \otimes z} \downarrow \\
 G(x \otimes w) & \xrightarrow{\Gamma_{x,w}^{-1}} & Gx \otimes Gw & \xrightarrow{Gf \otimes Gg} & Gy \otimes Gz & \xrightarrow{\Gamma_{y,z}} & G(y \otimes z).
 \end{array}$$

If naturality holds for f and g , then the middle square commutes, and the left and right squares commute by hypothesis. Thus the whole diagram commutes. Moreover, since Φ and Γ are natural isomorphisms, the top composite is $F(f \otimes g)$ and the bottom composite is $G(f \otimes g)$. This proves that naturality holds for the product $f \otimes g$. The proof that naturality holds for the braidings $x \otimes y \xrightarrow{\sigma_{x,y}} y \otimes x$ in \mathbf{C} is similar. Because braidings are natural isomorphisms, the middle square in the diagram

$$\begin{array}{ccccccc}
 F(x \otimes y) & \xrightarrow{\Phi_{x,y}^{-1}} & Fx \otimes Fy & \xrightarrow{\sigma_{Fx,Fy}} & Fy \otimes Fx & \xrightarrow{\Phi_{y,x}} & F(y \otimes x) \\
 \alpha_{x \otimes y} \downarrow & & \alpha_x \otimes \alpha_y \downarrow & & \alpha_y \otimes \alpha_x \downarrow & & \alpha_{y \otimes x} \downarrow \\
 G(x \otimes y) & \xrightarrow{\Gamma_{x,y}^{-1}} & Gx \otimes Gy & \xrightarrow{\sigma_{Gx,Gy}} & Gy \otimes Gx & \xrightarrow{\Gamma_{y,x}} & G(y \otimes x),
 \end{array}$$

commutes and thus the whole diagram does. Moreover, since F and G are *symmetric* monoidal functors, the top composite is $F(\sigma_{x,y})$ and the bottom composite is $G(\sigma_{x,y})$.

Finally, suppose that the categories $(\mathbf{C}, \mathbf{P}, s)$ and $(\mathbf{D}, \mathbf{Q}, t)$ supply a semilattice of PROPs and that F and G are supply preserving functors. As the morphisms of \mathbf{C} now include the supplied operations, we must show that naturality holds for each morphism $s_x(\mu) : x^{\otimes m} \rightarrow x^{\otimes n}$, where $x \in \mathbf{C}$ and $\mu : m \rightarrow n$ belongs to \mathbf{P}_x . This follows from the hypothesis that $\alpha_x : Fx \rightarrow Gx$ is a supply homomorphism by inverting the argument in the proof of Proposition 2.4.5. \square

2.5 Notes and references

General category theory Seventy-five years after its inception at the hands of Eilenberg and Mac Lane [EM42; EM45], category theory is now a large field of mathematics and is larger still when account is taken of its interactions with other fields. General introductions to category theory, arranged in order of increasing difficulty, are [LS09; Lei14; Awo10; Rie16; Mac98; Bor94a]. Of these, Riehl's textbook [Rie16] is especially recommended for its

judicious choice of topics and diverse list of examples. For applications outside of pure mathematics, the edited collection *New Structures for Physics* [Coe11] includes introductions to category theory by Abramsky and Tzevelekos [AT10], focusing on categorical logic; Baez and Stay [BS10], drawing analogies between parts of physics, topology, logic and computation; and Coecke and Paquette [CP10], developing parts of categorical quantum mechanics. More recently, Spivak [Spi14] and Fong and Spivak [FS19a] have published textbooks on applied category theory.

Monoidal categories and string diagrams Originally called “categories with multiplication,” monoidal categories were introduced independently by Bénabou [Bén63] and Mac Lane [Mac63]. The latter author also established the coherence theorem for monoidal categories, subsequently improved by Kelly [Kel64]. String diagrams originated in physics as the *Penrose notation* for tensor calculus [Pen71; PR84] but were first formalized and made rigorous by Joyal and Street [JS91; JS95]. Consequently, string diagrams are sometimes called the *Joyal-Street calculus*. Expositions of monoidal categories and string diagrams include [BS10; CP10; Str12a; Sav18]. Selinger has written an encyclopedic survey of the many graphical languages based on string diagrams [Sel10]. Book-length treatments of monoidal categories, emphasizing connections to Hopf algebras, are [AM10] and [Eti+15].

The notion of a *supply* of a PROP in a symmetric monoidal category was introduced recently by Fong and Spivak [FS19c], generalizing and systematizing a supply of commutative comonoids. The latter notion had been in widespread use for some time, albeit under different names, such as a *monoidal category with diagonals* [Sel99] or, in the case where $\Delta_x : x \rightarrow x \otimes x$ and $\diamond_x : x \rightarrow I$ are natural in x , *uniform copying and deleting* [HV19]. The generalization of supply to interacting PROPs, described in Section 2.4, is original, although the modeling of implicit type conversions as a thin category is well established in programming language theory (see Notes to Chapter 6).

The characterization of a cartesian category as a symmetric monoidal category with a homomorphic supply of commutative comonoids is due to Fox [Fox76]. A diagrammatic proof of this theorem appears in the textbook by Heunen and Vicary [HV19] and earlier in lecture notes by the same authors [HV13].

Categorical logic The field of categorical logic was launched by Lawvere in a seminal PhD thesis, *Functorial Semantics of Algebraic Theories* [Law63], which introduced the functorial view of semantics, established a connection between cartesian categories and algebraic theories, and discovered a deep duality between syntax and semantics, now known as Lawvere duality. The connection between cartesian closed categories and the typed lambda calculus was subsequently established by Lambek [Lam80; LS86]. Today, the standard reference on categorical logic and topos theory is Johnstone’s multi-volume treatise [Joh02]. Introductions to the subject include the lecture notes [AB19; Shu16] and the textbooks [Bor94b; Cro93; Gol84; RRZ04]. Of these, Reyes, Reyes, and Zolfaghari exposit the logic of C-sets (Section 2.1) in a concrete style [RRZ04]. Crole gives a thorough and self-contained treatment of algebraic theories, the simply typed lambda calculus, and their algebraic semantics in cartesian categories and cartesian closed categories [Cro93].

Linear and other spaces Linear, affine, conical, and convex spaces are all, to varying degrees, well-known, but despite their structural similarities they are not often treated in a unified way. The theories of linear, affine, conical, and convex combinations are more naturally defined as *operads* than as PROPs, after the works of Giraud [Gir15] and of Leinster (unpublished but reported by Baez and Fritz [BF14, §2]). Moreover, since the theories make no reference to the rig’s additive structure, operads of combinations can be defined over any monoid $(M, \cdot, 1)$, not necessarily commutative [Gir15]. For the sake of uniformity, we have restricted ourselves to commutative rigs and have presented the theories of combinations as PROPs, following the standard procedure for generating PROPs from operads [Mar08, Example 60].

The definition of a vector space is, of course, completely standard. The category of vector spaces and its sibling, the category of linear relations, have been studied as PROPs or Lawvere theories independently by several groups [BE15; WW15; BSZ17]. Affine spaces can be defined in numerous different but equivalent ways. Perhaps the most common is as a set equipped with a simply transitive action by a vector space (or rather by its underlying abelian group) [Ber87, Ch. 2]. Our definition is equivalent to this one, but more closely resembles the alternative definition as an algebra of the affine combinations monad [Rie16, §5.2]. Conical spaces are also known as *semimodules* over the nonnegative real numbers and belong to the general study of semirings (rigs) and semimodules (modules over rigs). Finally, convex spaces, viewed as abstract structures, are somewhat obscure but go back at

least to Marshall Stone [Sto49]. Capraro and Fritz compare several different axiomatizations [CF13]. Every convex subset of a real vector space is convex space, yet not every convex space embeds into a real vector space. A certain *cancellation property* is a necessary and sufficient condition for an embedding to exist [Sto49; CF13, Theorem 4].

Chapter 3

The algebra of statistical theories and models

In theoretical statistics, a statistical model is formally defined to be a parameterized family of probability distributions. For each parameter θ in a parameter space Ω , the model specifies a probability distribution P_θ supported on a common sample space \mathcal{X} . Given an observation $x \in \mathcal{X}$, assumed to be sampled from one of the distributions P_{θ_0} , the problem of statistical inference is to determine, as precisely as possible, the unknown parameter θ_0 out of all possible parameters $\theta \in \Omega$. So that the inference problem is not impossible, the model is usually required to be *identifiable* in that $P_\theta \neq P_{\theta'}$ whenever $\theta \neq \theta'$. Within this modest framework, one can already state many of the essential definitions of theoretical statistics, such as sufficiency, minimal sufficiency, and ancillarity, and prove classical results such as the Fisher-Neyman factorization criterion and Basu's theorem.

Despite this, the formal definition of a statistical model is too minimalistic to describe a large part of statistical modeling. Often the sample space is already determined, or at least tightly constrained, before the model is even formulated, whereas the parameter space is rarely of intrinsic interest, because the model can always be reparametrized by an invertible transformation $\Omega \rightarrow \Omega'$. Rather, the scientist's interest lies in how the mapping $\theta \mapsto P_\theta$ defining the model relates the parameters to the observed data; how the model is related to other, competing models; and how this whole family of models is related to any relevant background scientific theories. The general definition of a statistical model provides no guidance on how to answer these questions, as it reduces statistical models to black boxes for mapping parameters into probability distributions. To a practitioner not steeped in

the lore of theoretical statistics, it may not even be apparent how the formal definition accommodates everyday statistical models like the linear model or logistic regression.

Of course, this situation has not prevented statisticians and data scientists from understanding the internal structure of statistical models, from comparing competing models, or from arguing that a certain model supports or fails to support some scientific theory. They have simply done so without the benefit of any formal mathematical system. Our philosophy is that every element of scientific knowledge that can be talked about at all, can be talked about rigorously, and that doing so promotes clarity in thought, communication, and computational representation.

This chapter develops the algebra of statistical models as a probabilistic form of categorical logic. The formalism distinguishes between *statistical theories*, which are purely algebraic structures, and *models* of statistical theories, which are, by a pun on the word “model,” also statistical models as ordinarily understood. Statistical theories are finitary descriptions of the structure of statistical models, amenable to machine formalization. Morphisms of statistical theories, together with induced morphisms between categories of models, make precise the notion of a relationship between models. Altogether, the formalism offers a rigorous language for describing the internal structure of, and the relationships between, statistical models. It does not directly address relationships between statistical models and scientific theories, much less the notorious philosophical problem of how statistical inference can support or criticize a scientific theory. Nevertheless, it is hoped that by building a bridge between mathematical logic and statistics, an advance will have been made in the larger program to understand the interlocking roles of theories and models in logic, statistics, and science.

Apart from introductions to the category of Markov kernels and its abstraction as a Markov category in Sections 3.1 and 3.2, the content of this chapter is mostly original. A detailed account of the provenance of this set of ideas is provided at the end of the chapter.

3.1 Markov kernels in statistics

A statistical model $\{P_\theta\}_{\theta \in \Omega}$ on a sample space \mathcal{X} , depending measurably on its parameter θ , can be interpreted as a Markov kernel $P : \Omega \rightarrow \mathcal{X}$. This section introduces the symmetric monoidal category of Markov kernels, accompanied by numerous examples drawn from probability and statistics.

A Markov kernel is the probabilistic analogue of a function, assigning to every point in its domain a probability distribution over its codomain. It can also be regarded as a conditional probability distribution. Formally:

Definition 3.1.1 (Markov kernel). A *Markov kernel* $M : \mathcal{X} \rightarrow \mathcal{Y}$ from one measurable space $(\mathcal{X}, \Sigma_{\mathcal{X}})$ to another $(\mathcal{Y}, \Sigma_{\mathcal{Y}})$, also known as a *probability kernel* or a *stochastic kernel*, is a function $M : \mathcal{X} \times \Sigma_{\mathcal{Y}} \rightarrow [0, 1]$ such that

- (i) for every point $x \in \mathcal{X}$, the map $M(x; -) : \Sigma_{\mathcal{Y}} \rightarrow [0, 1]$ is a probability measure on \mathcal{Y} ;
- (ii) for every set $B \in \Sigma_{\mathcal{Y}}$, the map $M(-; B) : \mathcal{X} \rightarrow [0, 1]$ is measurable.

In agreement with the standard notation for conditional probability, the probability measure $M(x; dy)$ is often written $M(dy | x)$.

Equivalently, a Markov kernel $M : \mathcal{X} \rightarrow \mathcal{Y}$ is a measurable map $\mathcal{X} \rightarrow \text{Prob}(\mathcal{Y})$, where $\text{Prob}(\mathcal{Y})$ is the space of all probability measures on \mathcal{Y} under the σ -algebra generated by the evaluation functionals $\mu \mapsto \mu(B)$, $B \in \Sigma_{\mathcal{Y}}$ [Kal02, Lemma 1.40]. From this perspective, it is natural to denote the distribution $M(x; -)$ at $x \in \mathcal{X}$ simply as $M(x)$.

Yet another perspective is that Markov kernels are linear operators on spaces of measures [Wor10, §3.3]. Let $M : \mathcal{X} \rightarrow \mathcal{Y}$ be a Markov kernel. For any measure μ on \mathcal{X} , its image under M is the measure μM on \mathcal{Y} defined by

$$(\mu M)(B) := \int_{\mathcal{X}} M(B | x) \mu(dx), \quad B \in \Sigma_{\mathcal{Y}}.$$

With this definition, M is a *Markov operator*: if $\text{Meas}(\mathcal{X})$ is the space of all finite signed measures on \mathcal{X} , then M acts as a linear map $\text{Meas}(\mathcal{X}) \rightarrow \text{Meas}(\mathcal{Y})$ that preserves the total mass, $\mu M(\mathcal{Y}) = \mu(\mathcal{X})$. In particular, M acts as a convex-linear map $\text{Prob}(\mathcal{X}) \rightarrow \text{Prob}(\mathcal{Y})$ between spaces of probability measures.

All the parametric families of probability distributions that constitute the basic material of statistics can be represented as Markov kernels.

Example 3.1.2 (Normal family). The *normal* or *Gaussian* family is the Markov kernel $\mathcal{N} = \mathcal{N}_1 : \mathbb{R} \times \mathbb{R}_+ \rightarrow \mathbb{R}$ given by

$$\mathcal{N}(dx | \mu, \sigma^2) := \frac{1}{\sqrt{2\pi\sigma^2}} e^{-(x-\mu)^2/2\sigma^2} dx,$$

when $\sigma^2 > 0$, and equal to a point mass, $\mathcal{N}(\mu, 0) = \delta_{\mu}$, when $\sigma^2 = 0$. The normal family is parametrized by mean and variance: if $X \sim \mathcal{N}(\mu, \sigma^2)$, then $\mathbb{E}(X) = \mu$ and $\text{Var}(X) = \sigma^2$.

In higher dimension d , let \mathcal{S}_+^d denote the cone of $d \times d$ positive semi-definite, real-valued matrices. The d -dimensional *multivariate normal* or *Gaussian* family is the unique Markov kernel $\mathcal{N}_d : \mathbb{R}^d \times \mathcal{S}_+^d \rightarrow \mathbb{R}^d$ such that for all vectors $v \in \mathbb{R}^d$,

$$\langle v, \mathcal{N}_d(\mu, \Sigma) \rangle = \mathcal{N}_1(\langle v, \mu \rangle, \langle v, \Sigma v \rangle)$$

[MKB79, §3.1]. This is well-defined by the Cramér-Wold theorem [Kal02, Corollary 5.5]. An explicit formula

$$\mathcal{N}_d(dx \mid \mu, \Sigma) = \frac{1}{\sqrt{(2\pi)^d |\Sigma|}} \exp \left(-\frac{1}{2} \langle x - \mu, \Sigma^{-1}(x - \mu) \rangle \right) dx$$

is available when the covariance matrix Σ is nondegenerate (invertible), but when it is degenerate the Gaussian measure does not have a density with respect to Lebesgue measure.¹

Example 3.1.3 (Exponential families). A d -dimensional *exponential family* is a Markov kernel $P : \Omega \rightarrow \mathcal{Y}$ of form

$$P(dy \mid \theta) = e^{\langle \theta, t(y) \rangle - \psi(\theta)} \nu(dy),$$

where the *canonical parameter* θ belongs to a parameter space Ω in \mathbb{R}^d ; the *sufficient statistic* or *canonical statistic* $t(y)$ is a measurable map $t : \mathcal{Y} \rightarrow \mathbb{R}^d$; the *base measure* ν is a σ -finite measure on \mathcal{Y} , typically having a density with respect to counting measure or Lebesgue measure; and the *normalizing function* $\psi : \Omega \rightarrow \mathbb{R}$ is given by

$$\psi(\theta) := \log \int_{\mathcal{Y}} e^{\langle \theta, t(y) \rangle} \nu(dy).$$

An exponential family is often given its maximal domain of definition,

$$\Omega = \left\{ \theta \in \mathbb{R}^d : \int_{\mathcal{Y}} e^{\langle \theta, t(y) \rangle} \nu(dy) < \infty \right\},$$

in which case Ω is called the *canonical parameter space* and the family is called *full*. The canonical parameter space is always a convex set in \mathbb{R}^d and, under regularity conditions, it is also open.

Exponential families are ubiquitous in statistics, both theoretical [Bro86] and applied [Sun19]. Suitably parameterized, most of the common families of probability distributions, such as the normal, exponential, gamma, beta, Bernoulli, binomial, and Poisson, are exponential families. Important exceptions include the uniform and Cauchy families.

¹Some authors define normal families only in the nondegenerate case. While this choice simplifies the

Despite their interpretation as randomized functions, working with Markov kernels does not preclude working with ordinary functions. Functions are recovered as the *deterministic* Markov kernels.

Definition 3.1.4 (Deterministic kernels). A Markov kernel $M : \mathcal{X} \rightarrow \mathcal{Y}$ is *deterministic* if $M(x)$ is a point mass for every point $x \in \mathcal{X}$ or, equivalently, there exists a measurable map $f : \mathcal{X} \rightarrow \mathcal{Y}$ such that $M(x) = \delta_{f(x)}$ for all $x \in \mathcal{X}$.

A measurable map f is often identified with the deterministic Markov kernel δ_f through a mild abuse of notation. As an example, the kernel $\mathcal{N}_d(-, 0) : \mathbb{R}^d \rightarrow \mathbb{R}^d$ is deterministic (in fact, it is the identity function).

As the notation suggests, Markov kernels are composable and thus form the morphisms of a category. Composition in this category has already been implicitly used in Example 3.1.2, where the normal family $\mathcal{N}_d : \mathbb{R}^d \times \mathcal{S}_+^d \rightarrow \mathbb{R}^d$ is composed with the linear form $\langle v, - \rangle : \mathbb{R}^d \rightarrow \mathbb{R}$ to obtain a Markov kernel into \mathbb{R} .

Definition 3.1.5 (Category of kernels). The *category of Markov kernels*, denoted **Markov**, has Polish measurable spaces as objects² and the Markov kernels between them as morphisms. The composite of a Markov kernel $M : \mathcal{X} \rightarrow \mathcal{Y}$ with another kernel $N : \mathcal{Y} \rightarrow \mathcal{Z}$ is the kernel $M \cdot N : \mathcal{X} \rightarrow \mathcal{Z}$ given by

$$(M \cdot N)(C | x) := \int_{\mathcal{Y}} N(C | y) M(dy | x), \quad x \in \mathcal{X}, \quad C \in \Sigma_{\mathcal{Z}}.$$

The identity $1_{\mathcal{X}} : \mathcal{X} \rightarrow \mathcal{X}$ is the usual identity map on \mathcal{X} , construed as a Markov kernel.

For a proof that composition of Markov kernels is associative, see [Čen82, Lemma 5.6] or [Pan99, Proposition 3.2].

The composition law has a natural probabilistic interpretation. For fixed $x \in \mathcal{X}$, form a joint probability distribution on random variables $(Y, Z) \in \mathcal{Y} \times \mathcal{Z}$ as $M(dy | x)N(dz | y)$, so that $M(x)$ is the marginal distribution of Y and N is the conditional distribution of Z given Y . Then compute the marginal distribution of Z by integrating out Y . Applying this procedure to every $x \in \mathcal{X}$ defines a map $\mathcal{X} \rightarrow \text{Prob}(\mathcal{Z})$, hence a Markov kernel $\mathcal{X} \rightarrow \mathcal{Z}$. This kernel is the composite of M and N .

definition, it gives up the essential property of being closed under arbitrary linear combinations.

²That is, the objects are Polish spaces (separable, completely metrizable topological spaces), measurable under their Borel σ -algebras. The category of Markov kernels is just as easily defined to include all measurable spaces, but it will be more practical to adopt a regularity condition, and rule out measure-theoretic

Composition of Markov kernels generalizes composition of functions: for any composable measurable maps f and g , the deterministic kernels δ_f and δ_g satisfy $\delta_f \cdot \delta_g = \delta_{f \cdot g}$. Thus there is an embedding of categories $\mathbf{Meas} \hookrightarrow \mathbf{Markov}$, where \mathbf{Meas} is the category of Polish measurable spaces and measurable maps.

The action of Markov kernels as Markov operators is a special case of composition. Letting $I := \{*\}$ be the singleton measurable space, a probability measure on \mathcal{X} can be identified with a Markov kernel $\mu : I \rightarrow \mathcal{X}$. Its image under a kernel $M : \mathcal{X} \rightarrow \mathcal{Y}$ is exactly the composite $\mu \cdot M : I \rightarrow \mathcal{Y}$. Moreover, if $N : \mathcal{Y} \rightarrow \mathcal{Z}$ is another kernel, then $\mu(M \cdot N) = (\mu M)N$ by associativity, showing that the composition laws for Markov kernels and linear maps are compatible. Thus the mapping $\mathcal{X} \mapsto \mathbf{Meas}(\mathcal{X})$ extends to a functor $\mathbf{Meas} : \mathbf{Markov} \rightarrow \mathbf{Vect}_{\mathbb{R}}$. Similarly, there is a functor $\mathbf{Prob} : \mathbf{Markov} \rightarrow \mathbf{Conv}$ into the category of convex spaces. Both functors are easily seen to be embeddings [Čen82, Theorem 5.2 and Lemma 5.10], making the category of Markov kernels isomorphic to at least two different concrete categories.

Many parametric families and statistical models arise as composites of simpler ones. Rather trivially, the composite of the normal family $\mathcal{N} : \mathbb{R} \times \mathbb{R}_+ \rightarrow \mathbb{R}$ with the exponential function $\exp : \mathbb{R} \rightarrow \mathbb{R}_+^*$ is the *log-normal* family $\text{LogNormal} : \mathbb{R} \times \mathbb{R}_+ \rightarrow \mathbb{R}_+^*$, so called because its logarithm is normally distributed. The log-normal family is a common model for effects that accrue multiplicatively rather than additively. For fixed $n \in \mathbb{N}$, the *beta-binomial family* is the composite of the beta family $\text{Beta} : (\mathbb{R}_+^*)^2 \rightarrow [0, 1]$ with the binomial $B(n, -) : [0, 1] \rightarrow \mathbb{N}$. As another example, the *noncentral chi-squared family with one degree of freedom*, $\chi_1^2 : \mathbb{R}_+ \rightarrow \mathbb{R}_+$, is characterized by the equation

$$\mathcal{N}(\mu, 1)^2 = \chi_1^2(\mu^2) \quad \text{or} \quad \begin{array}{ccc} \mathbb{R} & \xrightarrow{(-)^2} & \mathbb{R}_+ \\ \mathcal{N}(-, 1) \downarrow & & \downarrow \chi_1^2 \\ \mathbb{R} & \xrightarrow{(-)^2} & \mathbb{R}_+ \end{array}$$

Countless relationships between parametric families are known [Spr79; LM08]. Some are useful in statistical modeling, others play an important role in sampling random variables [Dev86], still others are merely curious. In order to express many of these relationships algebraically, additional structure must be introduced into the category of Markov kernels, starting with a monoidal product.

Recall that if μ and ν are probability measures on spaces $(\mathcal{X}, \Sigma_{\mathcal{X}})$ and $(\mathcal{Y}, \Sigma_{\mathcal{Y}})$, then

pathologies, at the outset.

their *product measure* $\mu \otimes \nu$ on the product space $(\mathcal{X} \times \mathcal{Y}, \Sigma_{\mathcal{X}} \otimes \Sigma_{\mathcal{Y}})$ is defined on measurable rectangles by

$$(\mu \otimes \nu)(A \times B) := \mu(A)\nu(B), \quad A \in \Sigma_{\mathcal{X}}, \quad B \in \Sigma_{\mathcal{Y}}.$$

Probabilistically, the joint distribution $(X, Y) \sim \mu \otimes \nu$ makes X and Y independent with marginal distributions $X \sim \mu$ and $Y \sim \nu$. In the case of Markov kernels, taking products pointwise defines a monoidal product.

Definition 3.1.6 (Independent product). Define a monoidal product, the *independent product*, on the category of Markov kernels as follows. The product $\mathcal{X} \otimes \mathcal{Y}$ of objects \mathcal{X} and \mathcal{Y} is the product space³

$\mathcal{X} \times \mathcal{Y}$. The product $M \otimes N : \mathcal{W} \otimes \mathcal{X} \rightarrow \mathcal{Y} \otimes \mathcal{Z}$ of morphisms $M : \mathcal{W} \rightarrow \mathcal{Y}$ and $N : \mathcal{X} \rightarrow \mathcal{Z}$ is given pointwise as

$$(M \otimes N)(w, x) := M(w) \otimes N(x), \quad w \in \mathcal{W}, \quad x \in \mathcal{X}.$$

The monoidal unit is the singleton space $I := \{*\}$. With this definition, $(\mathbf{Markov}, \otimes, I)$ is a symmetric monoidal category, where the braidings, associators, and unitors are the usual maps construed as Markov kernels.

On any measurable space \mathcal{X} , copying and deleting maps are defined in the usual way by

$$\Delta_{\mathcal{X}} : \mathcal{X} \rightarrow \mathcal{X} \otimes \mathcal{X}, \quad x \mapsto (x, x), \quad \diamond_{\mathcal{X}} : \mathcal{X} \rightarrow I, \quad x \mapsto *.$$

Construed as Markov kernels, they equip the symmetric monoidal category \mathbf{Markov} with a supply of commutative comonoids (Section 2.3). Before characterizing the supply homomorphisms in the next section, the symmetric monoidal structure and the comonoid supply are illustrated by several examples. The first is a standard construction in probability theory.

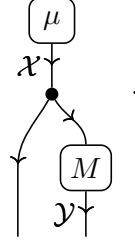
Example 3.1.7 (Kernel product measures). The *product* of a probability measure μ on \mathcal{X} and a Markov kernel $M : \mathcal{X} \rightarrow \mathcal{Y}$ is a probability measure on the product space $\mathcal{X} \times \mathcal{Y}$, defined on measurable rectangles by

$$A \times B \mapsto \int_A M(B | x) \mu(dx), \quad A \in \Sigma_{\mathcal{X}}, \quad B \in \Sigma_{\mathcal{Y}}.$$

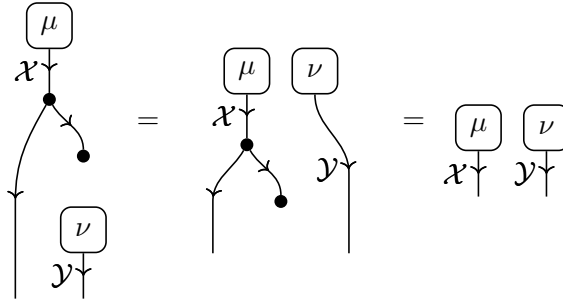
As a morphism $I \rightarrow \mathcal{X} \times \mathcal{Y}$, the product measure is the Markov kernel $\mu \cdot \Delta_{\mathcal{X}} \cdot (1_{\mathcal{X}} \otimes M)$

³This usage of “product space” is unambiguous because, in a Polish space, the product and Borel σ -algebras are compatible [Kal02, Lemma 1.2].

or, in the graphical syntax,

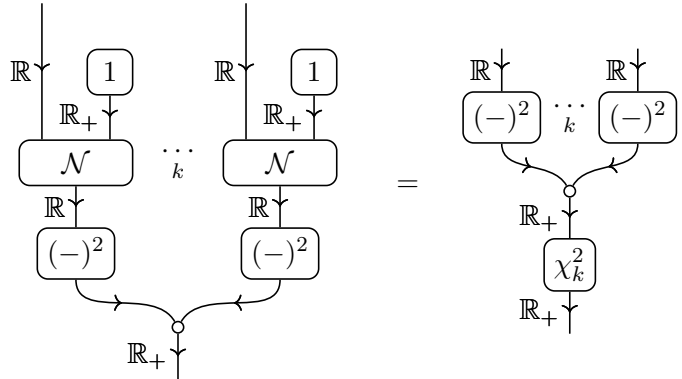


Be warned that this measure is often denoted as $\mu \times M$ or $\mu \otimes M$ in standard texts [Kle13], notations that are incompatible with the monoidal product in **Markov**. On the other hand, when $M : \mathcal{X} \rightarrow \mathcal{Y}$ is the constant kernel $x \mapsto \nu$ at some distribution ν , that is, when $M = \diamond_{\mathcal{X}} \cdot \nu$, then the short calculation



recovers the usual product measure $\mu \otimes \nu$ on $\mathcal{X} \times \mathcal{Y}$.

Many more parametric families can be realized as composites using the newly introduced structure. Generalizing an earlier example, the *noncentral chi-squared family with k degrees of freedom*, $\chi_k^2 : \mathbb{R}_+ \rightarrow \mathbb{R}_+$, is characterized by the equation



where the unfilled circle denotes addition. Defining the chi-squared family equationally is almost always preferable to defining it directly by its probability density function, a complicated expression involving modified Bessel functions. As another example [HH18, §4.4], the *negative binomial family* $\text{NB} : \mathbb{R}_+ \times (0, 1) \rightarrow \mathbb{N}$ may be defined as a *gamma-Poisson mixture*

$$\begin{array}{c} \mathbb{R}_+ \downarrow \quad (0, 1) \downarrow \\ \boxed{\text{NB}} \\ \mathbb{N} \downarrow \end{array} \quad := \quad \begin{array}{c} \mathbb{R}_+ \downarrow \quad (0, 1) \downarrow \\ \mathbb{R}_+ \downarrow \quad \boxed{\text{odds}} \\ \mathbb{R}_+ \downarrow \\ \boxed{\text{Gamma}} \\ \mathbb{R}_+ \downarrow \\ \boxed{\text{Pois}} \\ \mathbb{N} \downarrow \end{array} ,$$

where $\text{Gamma} : \mathbb{R}_+^2 \rightarrow \mathbb{R}_+$ is the gamma family, parametrized by shape and scale; $\text{Pois} : \mathbb{R}_+ \rightarrow \mathbb{N}$ is the Poisson family,⁴ and the odds function is $\pi \mapsto \pi/(1 - \pi)$. When the data is underdispersed or overdispersed under a Poisson model, the negative binomial model is a flexible alternative allowing the variance to differ from the mean.

For continuous data, scale transformations offer a more general remedy for underdispersion or overdispersion. The following example, the last in the section, is more involved than the previous ones. It illustrates how the concept of a Markov kernel allows a formal analogy to be drawn between scale transformations in statistics and convex analysis. It also introduces the exponential dispersion model, a family of probability distributions important for generalized linear models (Section 4.4).

Example 3.1.8 (Scale transformations). Let \mathcal{X} and \mathcal{Y} be any convex sets in \mathbb{R}^d closed under multiplication by positive scalars, such as convex cones. The *scale transform* of a

⁴In the gamma and Poisson families, the shape and scale parameter spaces are extended beyond their usual definitions to include zero, so that, for example, $\text{Pois}(0) = \delta_0$. This convention is uncommon but not unheard of, especially in statistical software. As in the normal family, the purpose is to improve algebraic closure properties.

Markov kernel $P : \mathcal{X} \rightarrow \mathcal{Y}$ is the Markov kernel $\tilde{P} : \mathcal{X} \times \mathbb{R}_+^* \rightarrow \mathcal{Y}$ defined by

$$\tilde{P}(\mu, \sigma) := \sigma P(\mu/\sigma) \quad \text{or} \quad \begin{array}{c} \mathcal{X} \downarrow \quad \mathbb{R}_+^* \downarrow \\ \boxed{\tilde{P}} \\ \mathcal{Y} \uparrow \end{array} := \begin{array}{c} \mathcal{X} \downarrow \quad \mathbb{R}_+^* \downarrow \\ \boxed{\div} \\ \mathcal{X} \downarrow \\ \boxed{P} \\ \mathcal{Y} \downarrow \\ \boxed{\times} \\ \mathcal{Y} \uparrow \end{array} .$$

If the original family P is parameterized by mean, in that $\mathbb{E}(P(\mu)) = \mu$ for all $\mu \in \mathcal{X}$, then the new family \tilde{P} is parameterized by mean with respect to its first argument, since $\mathbb{E}(\tilde{P}(\mu, \sigma)) = \sigma \mathbb{E}(P(\mu/\sigma)) = \mu$. Moreover, the new family has the more flexible variance $\text{Var}(\tilde{P}(\mu, \sigma)) = \sigma^2 V(\mu/\sigma)$, where $V(\mu) := \text{Var}(P(\mu))$ is the variance function of P . For example, the scale transform of the normal location family $\mathcal{N}(-, 1) : \mathbb{R} \rightarrow \mathbb{R}$ is the normal location-scale family, parameterized by standard deviation rather than variance. Although it has neither mean nor variance, the Cauchy location family $\text{Cauchy}(-, 1) : \mathbb{R} \rightarrow \mathbb{R}$ can also be scale transformed, yielding the Cauchy location-scale family.

The scale transform of a Markov kernel is formally identical to the perspective transform of a convex function. According to a standard definition of convex analysis [HL93; Com18], the *scale transform*, or *perspective*, of an arbitrary function $f : \mathcal{X} \rightarrow \mathbb{R}$ is the function $\tilde{f} : \mathcal{X} \times \mathbb{R}_+^* \rightarrow \mathbb{R}$ given by $\tilde{f}(x, \lambda) := \lambda f(x/\lambda)$. Importantly, the perspective \tilde{f} is jointly convex if and only if f is convex.

The convex perspective transform in fact leads to a *different* notion of scale transform for exponential families (Example 3.1.3). Let $P : \Omega \rightarrow \mathcal{Y}$ be an exponential family reduced to its sufficient statistic, so that $t(y) = y$. By general properties of exponential families, the normalizing function $\psi : \Omega \rightarrow \mathbb{R}$ is both a convex function and the cumulant generating function for the family via $K(u | \theta) := \psi(\theta + u) - \psi(\theta)$. The second fact implies that the family's mean vector and variance-covariance matrix are given by the gradient and Hessian of ψ :

$$\mu(\theta) := \mathbb{E}(P(\theta)) = \nabla \psi(\theta) \quad \text{and} \quad V(\theta) := \text{Var}(P(\theta)) = \nabla^2 \psi(\theta).$$

If, for fixed $\lambda > 0$, the perspective $\tilde{\psi}(-, \lambda) : \Omega \rightarrow \mathbb{R}$ of ψ at scale λ is the normalizing

function for *another* exponential family, say

$$P_\lambda(dy | \theta) := e^{\langle \theta, y \rangle - \tilde{\psi}(\theta, \lambda)} \nu_\lambda(dy) = e^{\langle \theta, y \rangle - \lambda \psi(\theta/\lambda)} \nu_\lambda(dy)$$

with base measure ν_λ , then this family will have mean and variance functions

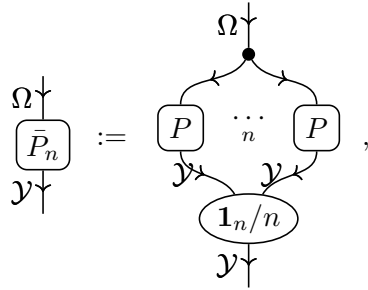
$$\begin{aligned} \mathbb{E}(P_\lambda(\theta)) &= \nabla_\theta \tilde{\psi}(\theta, \lambda) = \nabla \psi(\theta) = \mu(\theta) \\ \text{Var}(P_\lambda(\theta)) &= \nabla_\theta^2 \tilde{\psi}(\theta, \lambda) = \lambda^{-1} \nabla^2 \psi(\theta) = \lambda^{-1} V(\theta). \end{aligned}$$

Taking the subset $\Lambda \subseteq \mathbb{R}_+^*$ of all viable values of λ (which at least includes 1) and making the change of parameter $\theta \mapsto \lambda\theta$, a Markov kernel $Q : \Omega \times \Lambda \rightarrow \mathcal{Y}$ with enlarged domain is defined by

$$Q(dy | \theta, \lambda) := P_\lambda(dy | \lambda\theta) = e^{\lambda(\langle \theta, y \rangle - \psi(\theta))} \nu_\lambda(dy).$$

The family Q is called an *exponential dispersion model* with *index parameter* λ ; alternatively, making another change of parameter $\phi = 1/\lambda$, the family $\tilde{Q}(\theta, \phi) := Q(\theta, 1/\phi)$ is an exponential dispersion model with *dispersion parameter* ϕ [Jør87; Jør92]. The primary use of exponential dispersion models is as a component of generalized linear models.

The exponential dispersion model has its roots in a simpler and ubiquitous construction on Markov kernels. Let $P : \Omega \rightarrow \mathcal{Y}$ be a Markov kernel, not necessarily an exponential family, with its sample space \mathcal{Y} a convex set in \mathbb{R}^d . The *sample mean* \bar{P}_n over n i.i.d. observations of P is the Markov kernel



where the coefficients $\mathbf{1}_n/n = (1/n, \dots, 1/n)$ define a convex combination, the sample mean in \mathcal{Y} . If the original kernel P has mean function $\mu(\theta) := \mathbb{E}(P(\theta))$ and variance function $V(\theta) := \text{Var}(P(\theta))$, then its sample mean \bar{P}_n has the same mean, $\mathbb{E}(\bar{P}_n(\theta)) = \mu(\theta)$, but the reduced variance $\text{Var}(\bar{P}_n(\theta)) = n^{-1}V(\theta)$. If, moreover, the kernel P has moment generating function $M(u | \theta) := \int_{\mathcal{Y}} e^{\langle u, y \rangle} P(dy | \theta)$ and cumulant generating function $K(u | \theta) := \log M(u | \theta)$, then by properties of the Laplace transform, the corresponding

functions for \bar{P}_n are $\bar{M}_n(u | \theta) = M(u/n | \theta)^n$ and

$$\bar{K}_n(u | \theta) = \log(M(u/n | \theta)^n) = nK(u/n | \theta) = \tilde{K}(u | \theta, n),$$

where $\tilde{K}(- | \theta, n)$ is the perspective of $K(- | \theta)$ at scale n .

In the case of an exponential family, the cumulant generating function corresponding to the perspective of ψ at scale λ is $K_\lambda(u | \theta) := \tilde{\psi}(\theta + u, \lambda) - \tilde{\psi}(\theta, \lambda)$. Making the same change of parameter $\theta \mapsto \lambda\theta$ as before yields

$$\tilde{K}(u | \theta, \lambda) = \lambda(\psi(\theta + u/\lambda) - \psi(\theta)),$$

which is simultaneously the cumulant generating function of the exponential dispersion model and the perspective of $K(u | \theta) = \psi(\theta + u) - \psi(\theta)$ at scale λ . Thus, exponential dispersion models can be seen as an analytical extension, specific to exponential families, of the sample mean from a natural number n to a continuous parameter λ .

3.2 Algebraic reasoning about Markov kernels

The definition of the category of Markov kernels and its illustrations in statistics have thoroughly blended algebraic and analytical reasoning. The aim of this section is to disentangle the algebra from the analysis and axiomatize the properties essential to statistical modeling. This will be achieved in a qualified sense.

Consider the question of when a Markov kernel is a comonoid homomorphism. A generic Markov kernel $M : \mathcal{X} \rightarrow \mathcal{Y}$ preserves deleting but not copying, that is,

$$\begin{array}{c} \mathcal{X} \downarrow \\ \boxed{M} \\ \mathcal{Y} \downarrow \\ \bullet \end{array} = \mathcal{X} \downarrow \bullet \quad \text{but not} \quad \begin{array}{c} \mathcal{X} \downarrow \\ \boxed{M} \\ \mathcal{Y} \downarrow \\ \bullet \\ \swarrow \quad \searrow \end{array} = \begin{array}{c} \mathcal{X} \downarrow \\ \bullet \\ \swarrow \quad \searrow \\ \boxed{M} \quad \boxed{M} \\ \mathcal{Y} \downarrow \quad \mathcal{Y} \downarrow \end{array}.$$

The second equation holds exactly when, for every $x \in \mathcal{X}$, the deterministic and independent couplings of $M(x)$ with itself are equal:

$$M(x) \cdot \Delta_{\mathcal{Y}} = M(x) \otimes M(x).$$

The following proposition characterizes the solutions to this equation over an arbitrary

probability measure μ .

Proposition 3.2.1. For any measurable space \mathcal{X} , the probability measures μ on \mathcal{X} whose deterministic and independent couplings are equal,

$$\mu \cdot \Delta_{\mathcal{X}} = \mu \otimes \mu,$$

are exactly the extreme points of $\text{Prob}(\mathcal{X})$.

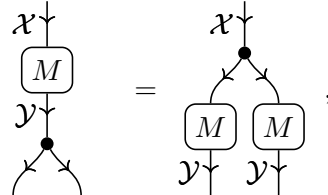
Proof. The condition $\mu \otimes \mu = \mu \cdot \Delta_{\mathcal{X}}$ says that $\mu(A)\mu(B) = \mu(A \cap B)$ for all measurable sets A and B ; in particular, $\mu(A)^2 = \mu(A)$ for every measurable set A . This condition is equivalent to $\mu(A)$ being equal to either 0 or 1 for every A . Let us call such a probability measure μ a *0-1 measure*.

So we must show that the extreme points of $\text{Prob}(\mathcal{X})$ are exactly the 0-1 measures on \mathcal{X} , a well-known fact [Sim11, Example 8.16]. Suppose that a 0-1 measure μ is expressed as a convex combination $\mu = t\mu_1 + (1-t)\mu_2$ for $t \in (0, 1)$. Fix a measurable set A and consider cases. If $\mu(A) = 0$, then since $\mu_1, \mu_2 \geq 0$ and $0 < t < 1$, we must have $\mu_1(A) = \mu_2(A) = 0 = \mu(A)$. On the other hand, if $\mu(A) = 1$, then as $\mu_1, \mu_2 \leq 1$, we must have $\mu_1(A) = \mu_2(A) = 1 = \mu(A)$. Since this holds for any measurable set A , we conclude that $\mu_1 = \mu_2 = \mu$ and hence that μ is an extreme point. Conversely, suppose that the probability measure μ is not a 0-1 measure. Then there exists a measurable set B such that $0 < \mu(B) < 1$, and μ can be expressed the nontrivial convex combination

$$\mu = \mu(B) \cdot \frac{\mu(- \cap B)}{\mu(B)} + (1 - \mu(B)) \cdot \frac{\mu(- \setminus B)}{\mu(\mathcal{X} \setminus B)}.$$

Therefore, μ is not an extreme point of $\text{Prob}(\mathcal{X})$. \square

Corollary 3.2.2. For any measurable spaces \mathcal{X} and \mathcal{Y} , a Markov kernel $M : \mathcal{X} \rightarrow \mathcal{Y}$ preserves copying,



if and only if for every $x \in \mathcal{X}$, the distribution $M(x)$ is an extreme point of $\text{Prob}(\mathcal{Y})$.

By analogy to the finite-dimensional probability simplex, one would expect that the extreme points of any space of probability measures would be exactly the point masses.

Certainly, a point mass is a 0-1 measure, hence an extreme point. However, a regularity condition is needed for the other direction. The following result is classic; proofs are given in [AB06, Theorem 15.9] and [Sim11, Example 8.16].

Theorem 3.2.3. If \mathcal{X} is a Polish space, then the extreme points of $\text{Prob}(\mathcal{X})$ are exactly the point masses δ_x for $x \in \mathcal{X}$.

In view of the previous corollary, we immediately deduce:

Corollary 3.2.4 (Cartesian center of Markov). For any measurable space \mathcal{X} and any Polish space \mathcal{Y} , a Markov kernel $M : \mathcal{X} \rightarrow \mathcal{Y}$ preserves copying,

if and only if it is deterministic. In particular, the comonoid homomorphisms in **Markov** are exactly the deterministic kernels, or equivalently, the cartesian center of **Markov** can be identified with the category **Meas** of measurable maps.

Determinism is thus characterized equationally inside the category of Markov kernels, assuming the regularity conditions of Definition 3.1.5. The next proposition shows that isomorphisms in this category are in a sense trivial.

Proposition 3.2.5 (Isomorphisms in Markov). Every isomorphism (invertible morphism) in **Markov** is deterministic. That is, whenever kernels $M : \mathcal{X} \rightarrow \mathcal{Y}$ and $N : \mathcal{Y} \rightarrow \mathcal{X}$ in **Markov** satisfy $M \cdot N = 1_{\mathcal{X}}$ and $N \cdot M = 1_{\mathcal{Y}}$, then both M and N are deterministic.

Proof. If $M : \mathcal{X} \rightarrow \mathcal{Y}$ is a isomorphism in **Markov**, then M , as a Markov operator, is a convex-linear isomorphism $\text{Prob}(\mathcal{X}) \rightarrow \text{Prob}(\mathcal{Y})$ and hence preserves extreme points. But by Theorem 3.2.3, the extreme points are exactly the point masses. Thus, for every $x \in \mathcal{X}$, there exists $y \in \mathcal{Y}$ such that $M(x) = \delta_x M = \delta_y$, proving that M is deterministic. \square

This concludes a survey of the basic structural properties of the category of Markov kernels. The most basic property of all is captured by the following abstraction, which has been studied under different names and sometimes only implicitly. We follow Fritz in adopting the suggestive name “Markov category” [Fri20].

Definition 3.2.6 (Markov category). A *Markov category* is a symmetric monoidal category supplying commutative comonoids, such that every morphism $f : x \rightarrow y$ is a supply homomorphism with respect to deleting,

$$\begin{array}{c} x \downarrow \\ \boxed{f} \\ y \downarrow \\ \bullet \end{array} = \begin{array}{c} x \downarrow \\ \bullet \end{array},$$

but not necessarily with respect to copying.

Cartesian categories, in the sense of Definition 2.3.3, are evidently Markov categories, but these are not the intended examples. The prototypical example is **Markov**, the category of Markov kernels. Embedded in **Markov** is the full subcategory **FinMarkov** of finite measurable spaces and Markov kernels. This Markov category is equivalent to the category of right stochastic matrices, in which the objects are natural numbers, composition is matrix multiplication, and the monoidal product is the matrix direct sum. As a nonprobabilistic example, the category of sets and multivalued functions is a Markov category. It is a subcategory of **Rel** and its cartesian center is **Set**. Further examples of Markov categories may be found in [Fri20, §3-9].

In a Markov category, the monoidal unit is *terminal*: for any object x , there exists a unique morphism $x \rightarrow I$, namely the deleting map $\diamond_x : x \rightarrow I$. A symmetric monoidal category whose monoidal unit is terminal has been called *semicartesian category*, in view of Theorem 2.3.11, or a *monoidal category with projections*, because for any objects x and y , there are well-behaved projections $\pi_{x,y} : x \otimes y \rightarrow x$ and $\pi'_{x,y} : x \otimes y \rightarrow y$ given by

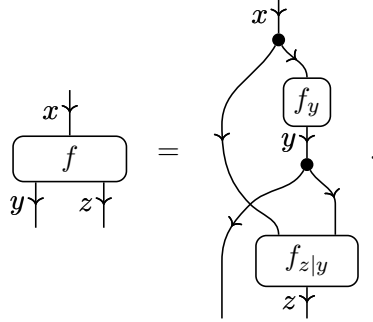
$$x \otimes y \xrightarrow{1_x \otimes \diamond_y} x \otimes I \xrightarrow{\cong} x \quad \text{and} \quad x \otimes y \xrightarrow{\diamond_x \otimes 1_y} I \otimes y \xrightarrow{\cong} y.$$

Every Markov category is a semicartesian category.

Several fundamental constructions on Markov kernels can be rephrased in purely algebraic terms in a Markov category. The product of a kernel with a measure (Example 3.1.7), and the inverse operation of *disintegrating* a product measure [CP97; Kal17, Theorem 1.23], carry over immediately, and likewise for the lesser known, but more general, operation of *disintegrating* a Markov kernel [Kal17, Theorem 1.25]. Disintegration finds an important statistical application in Bayesian inference. Variants of the following definition appear as

[CJ19, Definition 3.5] and [Fri20, Definition 11.5].

Definition 3.2.7 (Disintegration). In a Markov category, a *disintegration* of a morphism $f : x \rightarrow y \otimes z$ with respect to y consists of a pair of morphisms $f_y : x \rightarrow y$ and $f_{z|y} : x \otimes y \rightarrow z$ such that



Disintegration of the morphism $f : x \rightarrow y \otimes z$ with respect to z is defined similarly.

When a disintegration of f with respect to y exists, the morphism f_y is equal to the marginal $x \xrightarrow{f} y \otimes z \xrightarrow{\pi_{y,z}} y$, as can be seen by post-composing both sides of the defining equation with the projection $\pi_{y,z}$. The morphism $f_{z|y}$ is generally not unique. In the category **Markov** of well-behaved Markov kernels, the conditional kernel is unique up to sets of probability zero [Kal17, Corollary 1.26].

Taking the domain x to be the monoidal unit I recovers the simpler notion of disintegrating a distribution. Bayesian inference can then be formulated in any Markov category in which the required disintegrations exist: given a sampling or likelihood morphism $p : \theta \rightarrow x$ and a prior $\pi_0 : I \rightarrow \theta$, first integrate with respect to θ to obtain a joint distribution $I \rightarrow \theta \otimes x$, then disintegrate with respect to x to obtain a posterior $\pi_1 : x \rightarrow \theta$ and a marginal likelihood $p_x : I \rightarrow x$.

Conditional independence and exchangeability can also be formulated in any Markov category. Equivalent notions of independence are discussed in [CJ19, §6] and [Fri20, §12].

Definition 3.2.8 (Independence). In a Markov category, a morphism $f : x \rightarrow y_1 \otimes \cdots \otimes y_n$ has (*conditionally*) *independent* components y_1, \dots, y_n if there exist morphisms $f_i : x \rightarrow y_i$, $i = 1, \dots, n$, such that

$$f = \Delta_{x,n} \cdot (f_1 \otimes \cdots \otimes f_n),$$

where $\Delta_{x,n} : x \rightarrow x^{\otimes n}$ is the n -fold copying morphism. In this case, each f_i is equal to the corresponding marginal $x \xrightarrow{f} y_1 \otimes \cdots \otimes y_n \xrightarrow{\pi_i} y_i$. When $n = 2$, the defining condition

appears as

$$\begin{array}{c} x \downarrow \\ \boxed{f} \\ y_1 \downarrow \quad y_2 \downarrow \end{array} = \begin{array}{c} x \downarrow \\ \bullet \\ \swarrow \quad \searrow \\ \boxed{f_1} \quad \boxed{f_2} \\ y_1 \downarrow \quad y_2 \downarrow \end{array} .$$

If, in addition, all the y_i 's are equal and all the f_i 's are equal, then f is said to have *independently and identically distributed (i.i.d)* components.

Definition 3.2.9 (Exchangeability). A morphism $f : x \rightarrow y^{\otimes n}$ in a Markov category has (conditionally) *exchangeable* components if for all permutations $\sigma \in S_n$, the composite $x \xrightarrow{f} y^{\otimes n} \xrightarrow{\sigma} y^{\otimes n}$ is equal to f . When $n = 2$, this condition reduces to the single equation

$$\begin{array}{c} x \downarrow \\ \boxed{f} \\ y \downarrow \quad y \downarrow \end{array} = \begin{array}{c} x \downarrow \\ \boxed{f} \\ y \downarrow \quad y \downarrow \end{array} .$$

In a Markov category, as in classical probability, independence implies exchangeability. For example, when $n = 2$, one calculates that

$$\begin{array}{c} x \downarrow \\ \boxed{f} \\ y \downarrow \quad y \downarrow \end{array} = \begin{array}{c} x \downarrow \\ \bullet \\ \swarrow \quad \searrow \\ \boxed{f_1} \quad \boxed{f_2} \\ y \downarrow \quad y \downarrow \end{array} = \begin{array}{c} x \downarrow \\ \bullet \\ \swarrow \quad \searrow \\ \boxed{f_1} \quad \boxed{f_2} \\ y \downarrow \quad y \downarrow \end{array} = \begin{array}{c} x \downarrow \\ \bullet \\ \swarrow \quad \searrow \\ \boxed{f_1} \quad \boxed{f_2} \\ y \downarrow \quad y \downarrow \end{array} = \begin{array}{c} x \downarrow \\ \boxed{f} \\ y \downarrow \quad y \downarrow \end{array} .$$

The second equation uses naturality of the braiding isomorphisms and the third uses commutativity of the copying morphisms.

The characterization of deterministic Markov kernels (Corollary 3.2.4) becomes a definition in an abstract Markov category.

Definition 3.2.10 (Determinism). A morphism $f : x \rightarrow y$ in a Markov category is *deterministic* if it preserves copying,

$$\begin{array}{c} x \\ \downarrow \\ \boxed{f} \\ \downarrow \\ y \\ \downarrow \\ \bullet \\ \swarrow \quad \searrow \end{array} = \begin{array}{c} x \\ \downarrow \\ \bullet \\ \swarrow \quad \searrow \\ \boxed{f} \quad \boxed{f} \\ \downarrow \quad \downarrow \\ y \quad y \end{array} .$$

Thus, by definition, the cartesian center of a Markov category is the subcategory of deterministic morphisms.

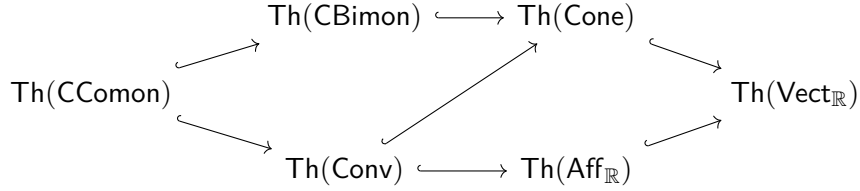
The subtleties surrounding determinism illustrate the gap between well-behaved Markov kernels and morphisms in a general Markov category. In the Markov category of *all* measurable spaces and Markov kernels, the concrete definition of determinism is not equivalent to the abstract one. Only under mild regularity conditions, of the sort imposed on **Markov**, are the two definitions equivalent (Corollary 3.2.4). In a similar vein, the fact that all isomorphisms in **Markov** are deterministic (Proposition 3.2.5) is not true for arbitrary Markov kernels, hence it cannot be deduced from the axioms of a Markov category. In a generic Markov category, the most that can be said is that if two morphisms are mutually inverse and *one* of them is deterministic, then so is the other [Fri20, Lemma 10.9]. The definition of a Markov category should therefore be considered minimalistic, since the Markov kernels used in statistical applications hardly ever exhibit measure-theoretic pathologies.

3.3 Linear algebraic reasoning about Markov kernels

The question of what further axioms, if any, should be imposed on a well-behaved Markov category will not be answered here. But there is another, more specialized class of structure that is indispensable to statistical modeling. The examples of Section 3.1 make liberal use of vector spaces and other spaces, and hardly any useful statistical model can be formulated without reference to such structure. The remainder of this section introduces Markov categories with linear or related structure.

Recall from Chapter 2 the theories of vector spaces, affine spaces, conical spaces, and convex spaces (Examples 2.3.8 and 2.3.9), as well as the theories of commutative comonoids and bicommutative bimonoids (Examples 2.2.5 and 2.2.6). In Section 2.4, these theories

were assembled into a subcategory of PROP:



This thin category, denoted $L(\mathbf{Space})$, is a meet-semilattice. A surprisingly large part of statistical modeling can be formulated algebraically in a Markov category supplying this semilattice of PROPs, in the sense of Definition 2.4.1.

Definition 3.3.1 (Linear algebraic category). A symmetric monoidal category supplying the semilattice $L(\mathbf{Space})$, not necessarily homomorphically, is called a *linear algebraic (monoidal) category*.

In particular, every linear algebraic category supplies commutative comonoids. The modifier “linear algebraic” is used predictably: a linear algebraic Markov category is a linear algebraic category that is also a Markov category, and a linear algebraic cartesian category is a linear algebraic category that is also a cartesian category.

As always in categorical logic, linear algebraic categories come in the small and in the large. Small linear algebraic Markov categories are the better part of *statistical theories*, the topic of the next section. Both of Examples 2.4.2 and 2.4.3 are large linear algebraic categories, albeit cartesian ones. Our primary example of a large linear algebraic Markov category, providing the intended semantics of statistical theories, is the following.⁵

Definition 3.3.2 (Statistical semantics). The *category of statistical semantics*, \mathbf{Stat} , has as objects the pairs (V, A) , where V is a finite-dimensional real vector space and A is a measurable⁶ subset of V , and as morphisms $(V, A) \rightarrow (W, B)$ the Markov kernels $A \rightarrow B$. In the symmetric monoidal category $(\mathbf{Stat}, \otimes, I)$, the monoidal product is defined on objects by

$$(V, A) \otimes (W, B) := (V \oplus W, A \times B), \quad I := (0, \{0\})$$

and on morphisms by the independent product (Definition 3.1.6). The category \mathbf{Stat} then

⁵This extrinsic definition of \mathbf{Stat} is modeled on Example 2.4.2. An intrinsic definition in the spirit of Example 2.4.3 could also be given, but is omitted in the interest of simplicity.

⁶Every d -dimensional real vector space V has a unique topology making it into a Hausdorff topological vector space, and is isomorphic as such to the Euclidean space \mathbb{R}^d [Tre67, §9]. In particular, V is a measurable

becomes a linear algebraic Markov category by simply marking out the vector space subsets that are closed under linear, affine, conical, convex, or additive combinations, or that are not closed at all.

The category **Stat** can be seen as existing inside the category of Markov kernels via a forgetful functor $\mathbf{Stat} \rightarrow \mathbf{Markov}$, defined on objects by $(V, A) \mapsto A$ and on morphisms by the identity.

Discussion of objects and morphisms in linear algebraic categories is simplified by the following conventions, mostly self-explanatory. In a linear algebraic category \mathbf{C} with supply (P, s) , a *vector space object*, or a *vector space in \mathbf{C}* , is an object $x \in \mathbf{C}$ such that $P_x = \mathbf{Th}(\mathbf{Vect}_{\mathbb{R}})$. Note that when \mathbf{C} is not a concrete category, a vector space object may not actually be a vector space, for it may have no underlying set. Nevertheless, we will sometimes abuse terminology by calling it a “vector space.” We similarly speak of affine space, conical space, convex space, and additive monoid objects. A *discrete object* in \mathbf{C} is an object $x \in \mathbf{C}$ with $P_x = \mathbf{Th}(\mathbf{CComon})$. As for the morphisms, a morphism $f : x \rightarrow y$ in \mathbf{C} between vector space objects is *linear* if it is an s -homomorphism with respect to the theory of linear combinations, $\mathbf{Th}(\mathbf{LinComb}_{\mathbb{R}})$, a sub-theory of $\mathbf{Th}(\mathbf{Vect}_{\mathbb{R}})$. In other words, $f : x \rightarrow y$ is linear if

$$\begin{array}{c} \text{Y-junction} \\ \downarrow x \\ \boxed{f} \\ \downarrow y \end{array} = \begin{array}{c} x \quad x \\ \downarrow \quad \downarrow \\ \boxed{f} \quad \boxed{f} \\ \downarrow \quad \downarrow \\ \text{Y-junction} \\ \downarrow y \end{array} \quad \text{and} \quad \begin{array}{c} x \\ \downarrow \\ \bigcirc c \\ \downarrow x \\ \boxed{f} \\ \downarrow y \end{array} = \begin{array}{c} x \\ \downarrow \\ \boxed{f} \\ \downarrow y \\ \bigcirc c \\ \downarrow y \end{array}, \quad \forall c \in \mathbb{R}.$$

Similarly, a morphism is affine, conic-linear, convex-linear, or additive if it is a homomorphism with respect to the relevant theory of combinations (Examples 2.2.11 and 2.2.12). Finally, borrowing the terminology of [CW87], deterministic morphisms are also called *maps*, so that, for example, linear maps are morphisms that are both deterministic and linear.

In a perhaps surprising fact, a Markov kernel in **Stat** that is linear must already be deterministic.

Theorem 3.3.3 (Linear Markov kernels). Let $M : V \rightarrow W$ be a Markov kernel between space under its Borel σ -algebra.

finite-dimensional real vector spaces V and W . Suppose that M is linear, so that

$$\begin{array}{c} \text{node} \\ \swarrow \quad \searrow \\ V \downarrow \\ \boxed{M} \\ W \downarrow \end{array} = \begin{array}{c} V \downarrow \quad V \downarrow \\ \boxed{M} \quad \boxed{M} \\ \swarrow \quad \searrow \\ \text{node} \\ W \downarrow \end{array} \quad \text{and} \quad \begin{array}{c} V \downarrow \\ \text{node} \\ V \downarrow \\ \boxed{M} \\ W \downarrow \end{array} = \begin{array}{c} V \downarrow \\ \boxed{M} \\ V \downarrow \\ \text{node} \\ W \downarrow \end{array}, \quad \forall c \in \mathbb{R}.$$

Then the kernel M is also deterministic, hence a linear map.

Proof. We first prove the result in the one dimensional case, using Fourier analysis. Suppose that $M : \mathbb{R} \rightarrow \mathbb{R}$ is a linear Markov kernel. Let X and X' be i.i.d. random variables with distribution $M(1)$, and let $\varphi := \varphi_X : \mathbb{R} \rightarrow \mathbb{C}$ be the characteristic function of $X \sim M(1)$, defined by

$$\varphi(t) := \varphi_X(t) := \mathbb{E}[e^{itX}] = \int_{\mathbb{R}} e^{itx} M(dx | 1).$$

By the homogeneity of M , we have $aX \sim M(a)$ and $bX' \sim M(b)$, so by additivity and then homogeneity again,

$$aX + bX' \sim M(a + b) = M((a + b)1) \sim (a + b)X.$$

Thus, by the convolution and scaling properties of the Fourier transform, the characteristic function satisfies

$$\varphi_X(at) \cdot \varphi_X(bt) = \varphi_{aX+bX'}(t) = \varphi_{(a+b)X}(t) = \varphi_X((a+b)t), \quad \forall a, b, t \in \mathbb{R}.$$

Setting $t = 1$, we obtain Cauchy's multiplicative functional equation

$$\varphi(a) \cdot \varphi(b) = \varphi(a + b), \quad \forall a, b \in \mathbb{R},$$

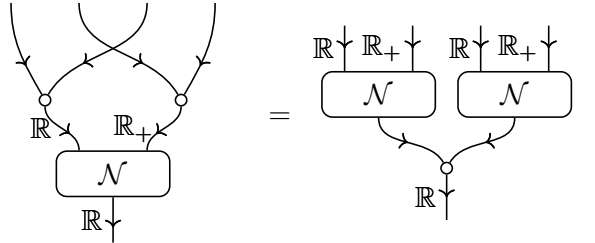
in the unknown characteristic function $\varphi : \mathbb{R} \rightarrow \mathbb{C}$.

Let us solve this equation. If, for some $t_0 \in \mathbb{R}$, we had $\varphi(t_0) = 0$, then for *any* $t \in \mathbb{R}$, we would have $\varphi(t) = \varphi(t - t_0)\varphi(t_0) = 0$, so that φ is identically zero. This is impossible, since all characteristic functions have $\varphi(0) = 1$. Thus, $\varphi : \mathbb{R} \rightarrow \mathbb{C}^*$ vanishes nowhere. Moreover, since all characteristic functions satisfy $\|\varphi\|_{\infty} \leq 1$, we must have $|\varphi(t)| = 1$ everywhere, for otherwise $|\varphi(t)| < 1$ would imply that $|\varphi(-t)| = |\varphi(t)|^{-1} > 1$. Thus, $\varphi : \mathbb{R} \rightarrow \mathbb{T}$ takes values in the unit circle $\mathbb{T} := \{z \in \mathbb{C} : |z| = 1\}$. By a lemma of probability theory [Fel71, §XV.1, Lemma 4], this already implies that X is a concentrated at a point. Alternatively,

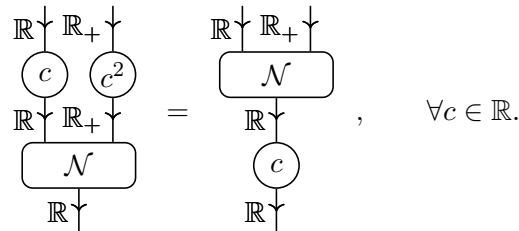
we can observe that the functional equation $\varphi(a + b) = \varphi(a)\varphi(b)$ makes $\varphi : \mathbb{R} \rightarrow \mathbb{T}$ into a (uniformly continuous) character of the additive group of real numbers. According to a famous result of Fourier analysis [Dei05, Proposition 7.1.1], any such function has the form $\varphi(t) = e^{itc}$ for some constant $c \in \mathbb{R}$. Inverting the Fourier transform, $M(1)$ is the point mass δ_c and, by homogeneity, $M : \mathbb{R} \rightarrow \mathbb{R}$ is the deterministic kernel $M(x) = \delta_{cx}$.

In the general case, we may assume that $V = \mathbb{R}^m$ and $W = \mathbb{R}^n$ for some dimensions m and n . Let $M : \mathbb{R}^m \rightarrow \mathbb{R}^n$ be a linear Markov kernel. For each $i = 1, \dots, m$ and $j = 1, \dots, n$, let $\iota_i : \mathbb{R} \rightarrow \mathbb{R}^m$ be the inclusion into the i th coordinate and let $\pi_j : \mathbb{R}^n \rightarrow \mathbb{R}$ be the projection onto the j th coordinate. Reducing to the one dimensional case, each composite kernel $\iota_i \cdot M \cdot \pi_j : \mathbb{R} \rightarrow \mathbb{R}$ is linear and therefore deterministic. Since the only couplings of point masses are point masses, each kernel $\iota_i \cdot M : \mathbb{R} \rightarrow \mathbb{R}^n$ is also deterministic. Finally, using the linearity of M , it follows that $M : \mathbb{R}^m \rightarrow \mathbb{R}^n$ is deterministic. \square

Although linear Markov kernels are deterministic, kernels obeying closely related properties need not be. Under its standard parametrization by mean and variance, the normal family is additive:



Or, stated conventionally, if $X_1 \sim \mathcal{N}(\mu_1, \sigma_1^2)$ and $X_2 \sim \mathcal{N}(\mu_2, \sigma_2^2)$ are independent random variables, then their sum is $X_1 + X_2 \sim \mathcal{N}(\mu_1 + \mu_2, \sigma_1^2 + \sigma_2^2)$. The normal family is also homogeneous with exponents one and two, in the sense that



Equivalently, if $X \sim \mathcal{N}(\mu, \sigma^2)$ and $c \in \mathbb{R}$, then $cX \sim \mathcal{N}(c\mu, c^2\sigma^2)$. As will be shown, the two properties actually characterize the normal family, up to linear and conic-linear transformations of the location and scale parameters.

Such properties are best understood within the more general class of *stable distributions* [Fel71; Nol18; ST94]. A probability distribution on \mathbb{R}^d is *stable* if for two independent random vectors X and X' having that distribution and for every pair of constants $a, b > 0$, there exist constants $c > 0$ and $\mathbf{d} \in \mathbb{R}^d$ such that $aX + bX' \stackrel{d}{=} cX + \mathbf{d}$. The distribution is *strictly stable* if this holds for $\mathbf{d} = 0$, and it is *symmetric stable* if it is stable and symmetric about the origin, meaning that $-X \stackrel{d}{=} X$. A symmetric stable distribution is strictly stable, and a strictly stable distribution is stable.

It can be shown that unless the stable distribution is concentrated at a point, the scalars a , b , and c in the defining equation must satisfy $c = (a^\alpha + b^\alpha)^{1/\alpha}$ for some constant $0 < \alpha \leq 2$ [ST94, Theorem 2.1.2]. The distribution is then called α -stable, with α being the *index of stability* or *characteristic exponent*. The 2-stable distributions are exactly the multivariate normal distributions. All other stable distributions, for $0 < \alpha < 2$, are heavy tailed and have infinite variance. In statistics, linear regression with stable errors offers an alternative to ordinary least-squares regression when the data are heavy tailed [NO13].

The property of strict α -stability can be stated in any linear algebraic Markov category.

Definition 3.3.4 (α -stability). For any $0 < \alpha \leq 2$, a morphism $g : x \rightarrow y$ in a linear algebraic Markov category, whose codomain y is a vector space object, is *strictly α -stable* if

$$\begin{array}{c}
 \begin{array}{c}
 x \\
 \downarrow \\
 \bullet \\
 \swarrow \quad \searrow \\
 \begin{array}{c} \boxed{g} \\ \downarrow \\ y \end{array} \quad \begin{array}{c} \boxed{g} \\ \downarrow \\ y \end{array} \\
 \swarrow \quad \searrow \\
 \begin{array}{c} \bigcirc \\ \downarrow \\ y \end{array}
 \end{array}
 =
 \begin{array}{c}
 x \\
 \downarrow \\
 \boxed{g} \\
 \downarrow \\
 y \\
 \downarrow \\
 \begin{array}{c} \bigcirc \\ \downarrow \\ y \end{array}
 \end{array},
 \end{array}
 \quad \text{for all } a, b, c \in \mathbb{R}_+ \\
 \text{with } a^\alpha + b^\alpha = c^\alpha.$$

The morphism $g : x \rightarrow y$ is *symmetric α -stable* if this equation holds and, in addition,

$$\begin{array}{c}
 x \\
 \downarrow \\
 \boxed{g} \\
 \downarrow \\
 y \\
 \downarrow \\
 \begin{array}{c} \bigcirc \\ \downarrow \\ y \end{array}
 \end{array}
 =
 \begin{array}{c}
 x \\
 \downarrow \\
 \boxed{g} \\
 \downarrow \\
 y
 \end{array}.$$

According to the definition, a Markov kernel $M : \mathcal{X} \rightarrow V$ taking values in a finite-dimensional vector space V is strictly α -stable if, at every point $x \in \mathcal{X}$, the probability distribution $M(x)$ is strictly α -stable, and likewise for symmetric α -stability.

From the algebraic viewpoint, rather than directly asserting a Markov kernel to be α -stable, it is natural to impose a stronger set of equations characterizing the kernel as a scale family of α -stable distributions. The following definition generalizes the form of homogeneity obeyed by the centered normal family.

Definition 3.3.5. For any $\alpha > 0$, a morphism $g : s \rightarrow y$ in a linear algebraic Markov category, whose domain s is a conical space object and codomain y is a vector space object, is *positively homogeneous with exponent α* , or *positively α -homogeneous*, if

for all scalars $c \in \mathbb{R}_+$. The morphism $g : s \rightarrow y$ is *homogeneous with exponent α* , or *α -homogeneous*, if this equation holds for all scalars $c \in \mathbb{R}$.

This property, in conjunction with additivity, implies α -stability.

Proposition 3.3.6. Let $g : s \rightarrow y$ be a morphism in a linear algebraic Markov category, whose domain s is a conical space and codomain y is a vector space. For any $0 < \alpha \leq 2$,

- (i) if g is additive and positively α -homogeneous, then g is strictly α -stable;
- (ii) if g is additive and α -homogeneous, then g is symmetric α -stable.

Proof. Under the hypotheses of part (i), for any scalars $a, b, c \in \mathbb{R}_+$ with $a^\alpha + b^\alpha = c^\alpha$,

Hence g is strictly α -stable. For part (ii), taking $c = -1$ in the definition of α -homogeneity implies that g is symmetric. Then part (i) implies that g is symmetric α -stable. \square

The location-scale families derived from symmetric stable distributions will be now presented equationally, with the normal and Cauchy location-scale families as important special cases. For this, it is helpful to explicitly parameterize the symmetric stable families. In the univariate case, parameterize the symmetric α -stable family $\text{SaS} : \mathbb{R}_+ \rightarrow \mathbb{R}$ by letting $\text{SaS}(\lambda)$ have characteristic function

$$\varphi(t; \alpha, \lambda) := e^{-\lambda|t|^\alpha}.$$

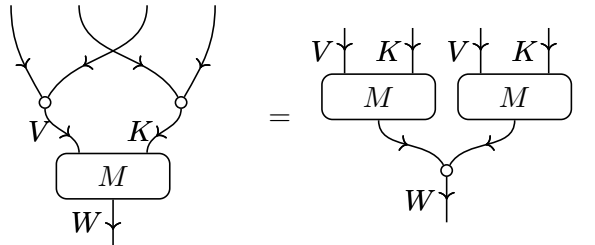
In particular, $\text{SaS}(0)$ is the point mass at zero, $\text{S1S}(\lambda)$ is the Cauchy distribution $\text{Cauchy}(0, \lambda)$, and $\text{S2S}(\lambda)$ is the normal distribution $\mathcal{N}(0, \sigma^2)$ with variance $\sigma^2 = 2\lambda$.

In higher dimensions, when $0 < \alpha < 2$, the symmetric α -stable distributions are not parameterized by a finite-dimensional vector but by an infinite-dimensional space of measures [ST94, Theorem 2.4.3]. Specifically, let SMeas_+^d be the conical space of finite, symmetric, nonnegative measures on the unit sphere S^{d-1} in \mathbb{R}^d . Parameterize the d -dimensional symmetric α -stable family $\text{SaS}_d : \text{SMeas}_+^d \rightarrow \mathbb{R}^d$ by letting $\text{SaS}_d(\Lambda)$ have characteristic function

$$\varphi(\mathbf{t}; \alpha, \Lambda) := \exp \left(- \int_{S^{d-1}} |\langle \mathbf{t}, \mathbf{s} \rangle|^\alpha \Lambda(d\mathbf{s}) \right).$$

In one dimension, $\text{SaS}_1(\Lambda)$ recovers the univariate distribution $\text{SaS}(\lambda)$ with parameter $\lambda = \Lambda\{\pm 1\} = 2\Lambda\{1\}$. When $\alpha = 2$, identify the family SaS_d with the centered, rescaled normal family $\sqrt{2} \cdot \mathcal{N}_d(0, -) : \mathcal{S}_+^d \rightarrow \mathbb{R}^d$, where the rescaling is made for consistency with the univariate case.

Theorem 3.3.7 (Presentation of location-scale α -stable families). Let $M : V \times K \rightarrow W$ be a Markov kernel in **Stat**, where V and W are vector spaces and K is a convex cone. Suppose that M is additive,



and also that, for some $0 < \alpha \leq 2$, M is homogeneous with exponents 1 and α ,

$$\begin{array}{c} V \downarrow \quad K \downarrow \\ \textcircled{c} \quad \textcircled{|c|^\alpha} \\ V \downarrow \quad K \downarrow \\ \boxed{M} \\ W \downarrow \end{array} = \begin{array}{c} V \downarrow \quad K \downarrow \\ \boxed{M} \\ W \downarrow \\ \textcircled{c} \\ W \downarrow \end{array}, \quad \forall c \in \mathbb{R}.$$

Then the kernel $M : V \times K \rightarrow W$ is a location-scale family derived from the symmetric α -stable distributions, in the following sense. Choose any basis identifying W with \mathbb{R}^d , where $d = \dim W$, and let L be the convex cone SMeas_+^d when $0 < \alpha < 2$ or else \mathcal{S}_+^d when $\alpha = 2$. There exist a linear map $f : V \rightarrow W$ and a conic-linear map $g : K \rightarrow L$ such that

$$M(x, s) = f(x) + \text{SaS}_d(g(s)), \quad x \in V, \quad s \in K.$$

Proof. Since the composite of the kernel $M : K \times V \rightarrow W$ with any linear isomorphism $W \xrightarrow{\cong} \mathbb{R}^d$ preserves the stated properties of M , we may assume that $W = \mathbb{R}^d$. Define the Markov kernels $f : V \rightarrow W$ and $P : K \rightarrow W$ by inclusion into the first and second components of M :

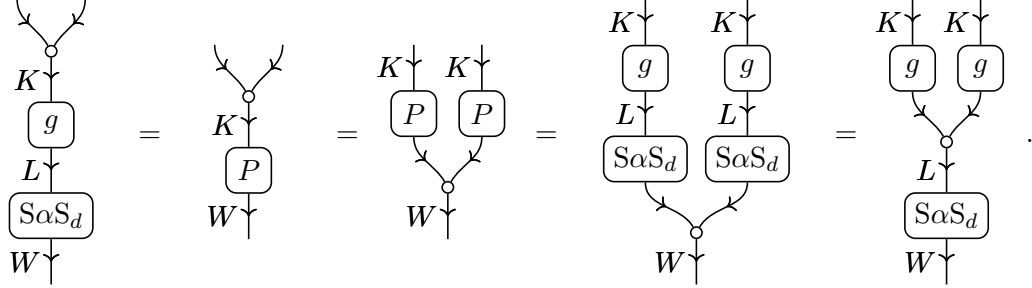
$$\begin{array}{c} V \downarrow \\ \boxed{f} \\ W \downarrow \end{array} := \begin{array}{c} V \downarrow \quad K \downarrow \circ \\ \boxed{M} \\ W \downarrow \end{array} \quad \text{and} \quad \begin{array}{c} K \downarrow \\ \boxed{P} \\ W \downarrow \end{array} := \begin{array}{c} \circ V \downarrow \quad K \downarrow \\ \boxed{M} \\ W \downarrow \end{array}.$$

Since M is additive, it decomposes as the sum of f and P :

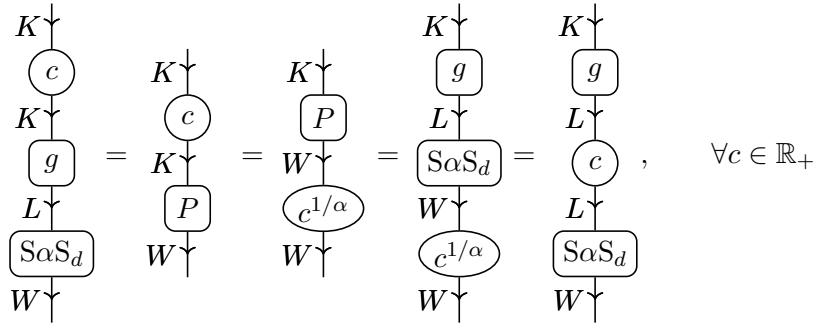
$$\begin{array}{c} V \downarrow \quad K \downarrow \\ \boxed{M} \\ W \downarrow \end{array} = \begin{array}{c} V \downarrow \quad K \downarrow \\ \boxed{f} \quad \boxed{P} \\ \swarrow \quad \searrow \\ \circ \\ W \downarrow \end{array}.$$

Furthermore, short calculations using the properties of M show that f is linear and that P is additive and α -homogeneous. Therefore, by Theorem 3.3.3, the kernel $f : V \rightarrow W$ is deterministic, hence a linear map, and by Proposition 3.3.6, the kernel $P : K \rightarrow W$ is symmetric α -stable. The latter statement means that $P(s)$ is a symmetric α -stable distribution at every point $s \in K$, hence there exists a function $g : K \rightarrow L$ such that P

decomposes as $P = g \cdot \text{SaS}_d$. Moreover, by the additivity of P and SaS_d ,



Since the family SaS_d is identifiable, it follows that g is additive. Similarly, the calculation



shows that g is homogeneous. Thus the function $g : K \rightarrow L$ is conic-linear, which completes the proof. \square

Two special cases of the theorem should be noted. When $\alpha = 2$, any Markov kernel $M : \mathbb{R}^m \times \mathbb{R}_+ \rightarrow \mathbb{R}^n$ satisfying the hypotheses has the form $M(x, \sigma^2) = \mathcal{N}_n(Ax, \sigma^2 V)$ for some matrices $A \in \mathbb{R}^{n \times m}$ and $V \in \mathcal{S}_+^n$. This is precisely the sampling distribution of a weighted linear model. Also, when $\alpha = 1$, a Markov kernel $M : \mathbb{R} \times \mathbb{R}_+ \rightarrow \mathbb{R}$ satisfying the hypotheses is given by $M(x, \gamma) = \text{Cauchy}(ax, c\gamma)$ for some scalars $a \in \mathbb{R}$ and $c \in \mathbb{R}_+$.

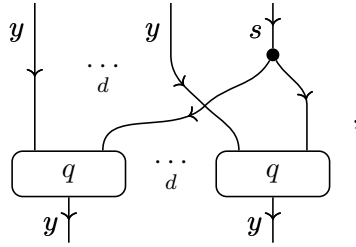
Another use of theorem is to present the isotropic multivariate stable families, up to an absolute scale. The most important case is the isotropic normal family.

Corollary 3.3.8 (Presentation of isotropic normal family). In any dimension d , a linear algebraic Markov category \mathbf{C} containing a morphism $p : y^{\otimes d} \otimes s \rightarrow y^{\otimes d}$ can be presented such that for any supply preserving functor $M : \mathbf{C} \rightarrow \mathbf{Stat}$ with $M(y) = \mathbb{R}$ and $M(s) = \mathbb{R}_+$, the Markov kernel $M(p) : \mathbb{R}^d \times \mathbb{R}_+ \rightarrow \mathbb{R}^d$ is the isotropic normal family, up to an absolute scale. That is, there exists a constant $\sigma_0^2 \in \mathbb{R}_+$ such that

$$M(p)(\mu, \phi) = \mathcal{N}_d(\mu, \phi \sigma_0^2 I_d), \quad \mu \in \mathbb{R}^d, \quad \phi \in \mathbb{R}_+.$$

Proof. Present a linear algebraic Markov category \mathbf{C} as follows. Introduce a generating morphism $q : y \otimes s \rightarrow y$, where y is a vector space object and s is a conical space object. Add equations making q be additive and homogeneous with exponents 1 and 2. Add the further equation that $(1_y \otimes 0_s) \cdot q = 1_y : y \rightarrow y$. This completes the presentation of \mathbf{C} .

By Theorem 3.3.7, if $M : \mathbf{C} \rightarrow \mathbf{Stat}$ is a supply preserving functor with $M(y) = \mathbb{R}$ and $M(s) = \mathbb{R}_+$, then the kernel $M(q) : \mathbb{R} \times \mathbb{R}_+ \rightarrow \mathbb{R}$ has the form $M(q)(\mu, \phi) = \mathcal{N}(\mu, \phi\sigma_0^2)$ for some constant $\sigma_0^2 \in \mathbb{R}_+$. Thus, if the morphism $p : y^{\otimes d} \otimes s \rightarrow y^{\otimes d}$ is defined by



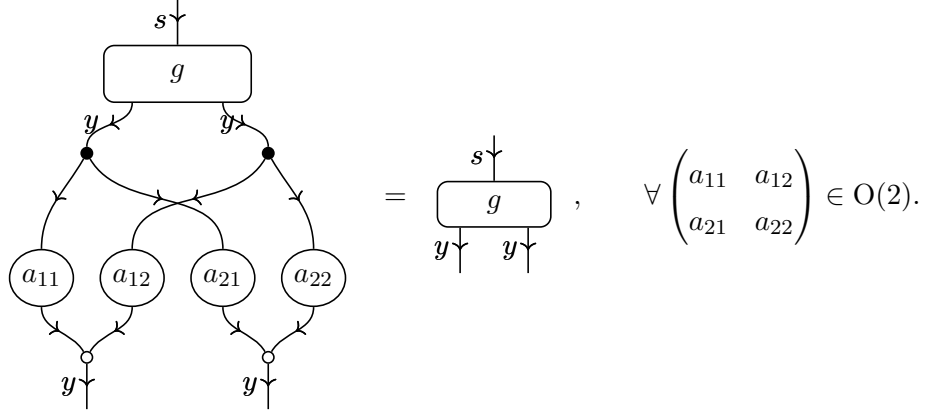
then the kernel $M(p) : \mathbb{R}^d \times \mathbb{R}_+ \rightarrow \mathbb{R}^d$ has the stated form. \square

This presentation of the isotropic normal family relies on its stability under linear combinations. Another possible presentation is based on a characterization by spherical symmetry of the normal distribution, named after James Clerk Maxwell [Kal02, Proposition 13.2]. Recall that a random vector $Y \in \mathbb{R}^d$ is *spherically symmetric* about the origin, or *orthogonally invariant*, if for every orthogonal matrix $Q \in O(d)$, the rotated vector QY has the same distribution as Y .

Proposition 3.3.9 (Maxwell's theorem). In any dimension $d \geq 2$, a random vector $Y \in \mathbb{R}^d$ has i.i.d. centered normal distribution if and only if Y is spherically symmetric and has independent components.

Both assumptions, spherical symmetry and independence, are crucial. For example, if $Y \sim \mathcal{N}_d(0, \sigma^2 I_d)$, then the random vectors $Y/\|Y\|$, uniformly distributed on the unit sphere S^{d-1} , and $Y/\sqrt{\chi_\nu^2/\nu}$, multivariate t -distributed with ν degrees of freedom, are spherically symmetric but do not have independent components. Like the stable distributions, the spherically symmetric distributions can be characterized by the form of their characteristic functions [FKN90, Theorem 2.1]. Also, Maxwell's theorem clearly fails in one dimension, since a random variable Y can be symmetric ($Y \stackrel{d}{=} -Y$) under many distributions besides the normal.

Because multiplication by a fixed matrix is reducible to a composite of copies, sums, and scalar multiplications, Maxwell's theorem can be used to present the isotropic normal family. For example, in dimension $d = 2$, the equations of spherical symmetry are



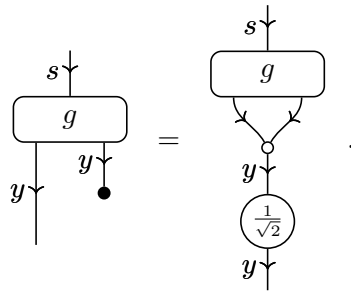
Maxwell's theorem is only one of many characterizations of the normal distribution [Bry95]. Even in the bivariate case, the characterization by spherical symmetry does not depend on all orthogonal plane transformations, but on only two: rotations through angles $\pi/2$ and $\pi/4$. This surprising fact was first proved by George Pólya [Pól23]; a contemporary proof appears in [Bry95, Theorem 3.1.1].

Proposition 3.3.10 (Pólya's theorem). If X and Y are i.i.d. random variables such that

$$X \stackrel{d}{=} \frac{1}{\sqrt{2}}(X + Y),$$

then X is centered normal.

Although perhaps less conceptually satisfying than Maxwell's theorem, Pólya's theorem allows the isotropic normal family to be presented using far fewer equations. The central equation in this presentation is



Probabilists and statisticians have cataloged characterizations of many probability distributions besides the normal and other stable distributions [Nag06], and it is interesting to ask which of them may be formulated equationally inside a linear algebraic Markov category. Nevertheless, it is not in the spirit of this work, or of structuralist mathematics generally, to insist that each set of axioms admit a single interpretation. As the next section demonstrates, statistical theories having many models are equally important, as they bring out the structural commonalities between different models.

3.4 Statistical theories, models, and their morphisms

The central notions of a statistical theory, a model of a statistical theory, and a morphism between models are now defined. In this and the next section, examples are drawn mainly from simple models of discrete data. Chapter 4 presents a selection of more complex models for regression and other continuous data.

Definition 3.4.1 (Statistical theory). A *statistical theory* (\mathbb{T}, p) is a small linear algebraic Markov category \mathbb{T} , together with a distinguished morphism $p : \theta \rightarrow x$. The morphism p is called the *sampling morphism*, its domain θ is the *parameter space object*, and its codomain x is the *sample space object*.

The first two theories we consider are trivial but play special roles in the algebra.

Example 3.4.2 (Initial and terminal theories). The *initial theory* is the statistical theory whose underlying category $\langle p \rangle$ is freely generated by two discrete objects θ and x and one morphism $p : \theta \rightarrow x$, which is also the sampling morphism.

The *terminal theory*, or *discrete theory*, is the statistical theory whose underlying category $\langle \emptyset \rangle$ is freely generated on the empty set of generators. Thus, the category contains exactly one object I , necessarily the monoidal unit and a vector space object, and exactly one morphism, necessarily the identity morphism on I and the sampling morphism for the theory.

The next two examples codify Definitions 3.2.8 and 3.2.9 as statistical theories.

Example 3.4.3 (i.i.d. samples). For any $n \in \mathbb{N}$, the *theory of n independent and identically distributed (i.i.d.) samples* is freely generated by one morphism $p_0 : \theta \rightarrow x$ on discrete objects

θ and x , and the sampling morphism $p : \theta \rightarrow x^{\otimes n}$ is

$$\begin{array}{c} \theta \\ \downarrow \\ \boxed{p} \\ \downarrow \\ x^{\otimes n} \end{array} := \begin{array}{c} \theta \\ \downarrow \\ \begin{array}{c} \swarrow \quad \searrow \\ \boxed{p_0} \quad \cdots \quad \boxed{p_0} \\ \downarrow \quad \quad \quad \downarrow \\ x \quad \quad \quad x \end{array} \end{array} .$$

Note that this theory has the same underlying category as the initial theory, up to isomorphism, but a different sampling morphism. Hence, it is a different statistical theory.

Example 3.4.4 (Exchangeable samples). For any $n \in \mathbb{N}$, the *theory of n exchangeable samples* is generated by discrete objects θ and x and by one morphism $p : \theta \rightarrow x^{\otimes n}$, also the sampling morphism, subject to the equations

$$\begin{array}{ccc} \theta & \xrightarrow{p} & x^{\otimes n} \\ & \searrow p & \downarrow \sigma \\ & & x^{\otimes n} \end{array} \quad \text{for all permutations } \sigma \in S_n.$$

Since the symmetric group is generated by the adjacent transpositions, this set of equations may be replaced by the much smaller set consisting of $p \cdot (1_{x^{\otimes k}} \otimes \sigma_{x,x} \otimes 1_{x^{\otimes (n-k-2)}}) = p$ for every $0 \leq k \leq n-2$.

Apart from the terminal theory, the statistical theories considered so far have been highly generic, admitting many different models. The following theory, intended for discrete data, is slightly more restrictive.

Example 3.4.5 (i.i.d. counts). For any $n \in \mathbb{N}$, the *theory of n i.i.d. counts* is freely generated by one morphism $p_0 : \theta \rightarrow x$, with θ a discrete object and x an additive monoid object, and the sampling morphism $p : \theta \rightarrow x$ is

$$\begin{array}{c} \theta \\ \downarrow \\ \begin{array}{c} \swarrow \quad \searrow \\ \boxed{p_0} \quad \cdots \quad \boxed{p_0} \\ \downarrow \quad \quad \quad \downarrow \\ \circ \end{array} \\ \downarrow \\ x \end{array} ,$$

where the ellipsis indicates $p_0^{\otimes n} : \theta^{\otimes n} \rightarrow x^{\otimes n}$, the n -fold product of p_0 .

For the definition of a model of a statistical theory, recall the notion of a symmetric monoidal functor that preserves the supply, not necessarily strictly (Definition 2.4.4).

Definition 3.4.6 (Statistical model). A *model* of a statistical theory $(\mathbb{T}, \theta \xrightarrow{p} x)$, or for short a *statistical model*, is a supply preserving functor $M : \mathbb{T} \rightarrow \mathbf{Stat}$. The Markov kernel $P := M(p)$ is called the *sampling distribution* or the *data distribution*, its domain $\Omega := M(\theta)$ is the *parameter space*, and its codomain $\mathcal{X} := M(x)$ is the *sample space*.

In classical statistics it is the sampling distribution $P : \Omega \rightarrow \mathcal{X}$ that would be considered the statistical model, with no reference to a theory. For the remainder of this text, a “statistical model” will be a model of a definite statistical theory unless otherwise noted. This entails no loss of generality, as any Markov kernel $P : \Omega \rightarrow \mathcal{X}$ in \mathbf{Stat} is the sampling distribution of a unique model of the initial theory $\langle p \rangle$. The model $M : \langle p \rangle \rightarrow \mathbf{Stat}$ is completely determined by the assignment $M(p) := P$. This is one sense in which the initial statistical theory is initial. Of course, when the sampling distribution has extra structure, it is more informative to view it as a model of a richer theory. The terminal statistical theory is still more trivial, having exactly one model: the identity morphism on the zero-dimensional vector space.

The following models of the theory of i.i.d. counts are more concrete.

Example 3.4.7 (Models of i.i.d. counts). Let (\mathbb{T}, p) be the theory of n i.i.d. counts, defined in Example 3.4.5. The *binomial model* $M : \mathbb{T} \rightarrow \mathbf{Stat}$ on n trials assigns $M(\theta) = [0, 1]$, the unit interval; $M(x) = \mathbb{N}$, the natural numbers; and $M(p_0) = \text{Ber} : [0, 1] \rightarrow \mathbb{N}$, the Bernoulli family, given by $\text{Ber}(\pi) := \pi\delta_1 + (1 - \pi)\delta_0$. By functoriality, the sampling distribution $M(p)$ is the binomial family $B(n; -) : [0, 1] \rightarrow \mathbb{N}$ on n trials.

Generalizing the binomial model, for any $k \geq 2$, the *multinomial model* $M_k : \mathbb{T} \rightarrow \mathbf{Stat}$ on k classes and n trials assigns the morphism p_0 to be the categorical family on k classes,

$$\text{Cat}_k : \Delta^{k-1} \rightarrow \mathbb{N}^k, \quad (\pi_1, \dots, \pi_k) \mapsto \pi_1\delta_{e_1} + \dots + \pi_k\delta_{e_k}.$$

Here Δ^{k-1} is the $(k - 1)$ -dimensional probability simplex in \mathbb{R}^k and e_1, \dots, e_k are the standard basis vectors. The sampling distribution $M_k(p)$ is then the multinomial family $\text{Mult}_k(n, -) : \Delta^{k-1} \rightarrow \mathbb{N}^k$ on k classes and n trials. When $k = 2$, the multinomial model is not identical to the binomial model; however, as models of the initial theory, the two statistical models are isomorphic, as will be seen shortly.

The binomial and multinomial models are the most obvious models of the theory of i.i.d. counts, but they are not the only ones. A negative binomial model $\mathbf{T} \rightarrow \mathbf{Stat}$ assigns p_0 to be the geometric family

$$\text{Geom} : [0, 1] \mapsto \mathbb{N}, \quad \pi \mapsto \sum_{k=0}^{\infty} (1 - \pi)^k \pi \delta_k,$$

so that the sampling distribution is the reparameterized negative binomial $\pi \mapsto \text{NB}(n, 1 - \pi)$. Yet another model, the Poisson model, assigns p_0 to be the Poisson family $\text{Pois} : \mathbb{R}_+ \rightarrow \mathbb{N}$, under which the sampling distribution is the rescaled family $\text{Pois}(n \cdot -) : \mu \mapsto \text{Pois}(n\mu)$.

The binomial, multinomial, negative binomial, and Poisson models of the theory of i.i.d. counts all possess extra structure that can be described by richer statistical theories. The discrete object θ may in all cases be replaced by a convex space object. For the multinomial specifically, let (\mathbf{T}_k, p) be the *theory of n i.i.d. k -dimensional counts*, freely generated by a discrete (or convex space) object θ , an additive monoid object x , and a single morphism $p_0 : \theta \rightarrow x^{\otimes k}$. The sampling morphism p is constructed from p_0 as before. The new multinomial model $M_k : \mathbf{T}_k \rightarrow \mathbf{Stat}$ assigns the objects θ and x to be Δ^{k-1} and \mathbb{N} , respectively, and the morphism p_0 to be the categorical family Cat_k . The sampling distribution is again the multinomial family $\text{Mult}_k(n, -)$. However, neither the binomial nor the negative binomial are models of the theory, as the natural numbers are not the k -fold power of another set for any $k \geq 2$.

A richer statistical theory for the Poisson counts model might take θ to be a conical space object, x to be an additive monoid object, and $p_0 : \theta \rightarrow x$ to be an additive morphism,

This equation states the well known additivity property of the Poisson family, that if $X_1 \sim \text{Pois}(\mu_1)$ and $X_2 \sim \text{Pois}(\mu_2)$ are independent, then $X_1 + X_2 \sim \text{Pois}(\mu_1 + \mu_2)$. Defining the sampling morphism $p : \theta \rightarrow x$ as before, the equation $p = n \cdot p_0$ is easily deduced within the theory itself. None of the binomial, multinomial, or negative binomial are models of the theory, as their parameter spaces are not convex cones.

Several statements made above are clarified by the concept of a morphism between

statistical models.

Definition 3.4.8 (Morphism of statistical models). Let $M, N : \mathbb{T} \rightarrow \mathbf{Stat}$ be two models of a statistical theory (\mathbb{T}, p) . A *morphism of models*, or *model homomorphism*, from M to N is a monoidal natural transformation $\alpha : M \rightarrow N$.

Every statistical theory (\mathbb{T}, p) has a *category of models*, denoted $\mathbf{Mod}(\mathbb{T}, p)$, with models $\mathbb{T} \rightarrow \mathbf{Stat}$ as objects and model homomorphisms as morphisms. Since the category of models does not depend on the choice of p , it will also be abbreviated as $\mathbf{Mod}(\mathbb{T})$. As in any functor category, composition is given by vertical composition of natural transformations.

A morphism $\alpha : M \rightarrow N$ of statistical models certainly preserves the sampling morphism $p : \theta \rightarrow x$, making the diagram

$$\begin{array}{ccc} M(\theta) & \xrightarrow{\alpha_\theta} & N(\theta) \\ M(p) \downarrow & & \downarrow N(p) \\ M(x) & \xrightarrow{\alpha_x} & N(x) \end{array}$$

commute. When the theory is the initial theory, that is almost the only requirement, but regardless of the theory, a model homomorphism must preserve every morphism in it. Thus, as a general principle, the richer the statistical theory, the fewer the morphisms between its models.

According to Proposition 2.4.5, every component of a monoidal natural transformation between supply preserving functors $\mathbf{C} \rightarrow \mathbf{D}$ is a supply homomorphism with respect to the supply assignments in \mathbf{C} . In the context of statistical models, this means that for any morphism $\alpha : M \rightarrow N$ between models of a statistical theory (\mathbb{T}, p) , every component $\alpha_x : M(x) \rightarrow N(x)$ is a supply homomorphism with respect to the supply at $x \in \mathbb{T}$. An especially important consequence is:

Proposition 3.4.9. Every component of a morphism of statistical models is deterministic.

Indeed, while statistical models are inherently stochastic, there seems little reason to think that morphisms of models should be.⁷

Given that statistical theories are usually presented by generators and relations, it is useful to know that a model homomorphism is completely determined by its components

⁷Other contexts may call for different reasoning. In another work by the author [Pat19], it is the models that are deterministic and the model homomorphisms that are stochastic, leading to a form of optimal

on a generating set of objects for the theory. Moreover, in order to establish naturality, it is enough that the components be supply homomorphisms and that the naturality condition hold on a generating set of morphisms for the theory. This is the content of the more precisely stated Lemma 2.4.6. We use this fact regularly and tacitly, as in the following example.

Example 3.4.10 (Morphisms of i.i.d. count models). Let M be the binomial model and M_k be the multinomial model from Example 3.4.7, each on n trials.

The binomial model is clearly “the same,” in some sense, as the multinomial model on $k = 2$ classes, and we expect this sameness to be reflected by an isomorphism $M \cong M_2$ of models. Define a transformation $\alpha : M \rightarrow M_2$ by

$$\alpha_\theta : [0, 1] \rightarrow \Delta^2 \quad \text{and} \quad \alpha_x : \mathbb{N} \rightarrow \mathbb{N}^2$$

$$\pi \mapsto (\pi, 1 - \pi) \quad \text{and} \quad m \mapsto (m, n - m).$$

This transformation preserves the sampling morphism $p : \theta \rightarrow x$, as the diagram

$$\begin{array}{ccc} [0, 1] & \xrightarrow{\alpha_\theta} & \Delta^2 \\ \text{B}(n, -) \downarrow & & \downarrow \text{Mult}_k(n, -) \\ \mathbb{N} & \xrightarrow{\alpha_x} & \mathbb{N}^2 \end{array}$$

commutes, and hence $\alpha : M \rightarrow M_2$ is a model homomorphism with respect to the initial statistical theory. Another transformation $\beta : M_2 \rightarrow M$, where both $\beta_\theta : \Delta^2 \rightarrow [0, 1]$ and $\beta_x : \mathbb{N}^2 \rightarrow \mathbb{N}$ are projections onto the first coordinate, also preserves the sampling morphism and is mutually inverse to α . Thus, $\alpha : M \cong M_2$ is a model isomorphism, again with respect to the initial theory.

The qualification about the initial theory is subtle but important. The map $\alpha_x : \mathbb{N} \rightarrow \mathbb{N}^2$ is not additive and thus cannot be the component of model homomorphism $\alpha : M \rightarrow M_2$ when M and M_2 are regarded as models of the theory of n i.i.d. counts, as originally intended. Indeed, the theory of n i.i.d. counts implicitly contains, through its underlying category, not just the sum of n trials but a sum of n' trials for *every* number $n' \in \mathbb{N}$, yet the map $\alpha_x : m \mapsto (m, n - m)$ depends on the fixed number n . The transformation α does not preserve the full structure of the theory.

For any $k > 1$, the multinomial model M_k of the theory of n i.i.d. counts has nontrivial symmetries, which manifest as model automorphisms. Given a permutation $\sigma \in S_k$, define

transport for structured data.

the transformation $\alpha(\sigma) : M_k \rightarrow M_k$ by

$$\alpha(\sigma)_\theta : \begin{array}{c} \Delta^k \rightarrow \Delta^k \\ (\pi_1, \dots, \pi_k) \mapsto (\pi_{\sigma(1)}, \dots, \pi_{\sigma(k)}) \end{array}, \quad \alpha(\sigma)_x : \begin{array}{c} \mathbb{N}^k \rightarrow \mathbb{N}^k \\ (m_1, \dots, m_k) \mapsto (m_{\sigma(1)}, \dots, m_{\sigma(k)}) \end{array}.$$

Then $\alpha(\sigma)_\theta$ is a convex-linear map, $\alpha(\sigma)_x$ is an additive map, and $\alpha(\sigma)$ preserves the generating morphism $p_0 : \theta \rightarrow x$, since the diagram

$$\begin{array}{ccc} \Delta^k & \xrightarrow{\alpha(\sigma)_\theta} & \Delta^k \\ \text{Cat}_k \downarrow & & \downarrow \text{Cat}_k \\ \mathbb{N}^k & \xrightarrow{\alpha(\sigma)_x} & \mathbb{N}^k \end{array}$$

commutes. Thus $\alpha(\sigma)$ is an endomorphism of the multinomial model M_k . It is also invertible, with inverse $\alpha(\sigma^{-1})$, making it a model automorphism. One can further check that every automorphism of M_k has this form and that the map $\alpha : S_k \rightarrow \text{Aut}(M_k)$ is even a group isomorphism. In summary, the automorphism group of the multinomial model M_k of the theory of n i.i.d. counts is isomorphic to the symmetric group S_k , confirming the intuition that the multinomial model is invariant under relabeling of the classes.

Statistical theories and models are *Bayesian* when they are accompanied by a prior.

Definition 3.4.11 (Bayesian theories and models). A *Bayesian (statistical) theory* (\mathbb{T}, p, π) is a statistical theory $(\mathbb{T}, \theta \xrightarrow{p} x)$ together with a distinguished morphism $I \xrightarrow{\pi} \theta$, the *prior morphism*.

A *model* of a Bayesian theory is a model $M : \mathbb{T} \rightarrow \text{Stat}$ of the underlying statistical theory. The probability distribution $M(\pi)$ is called the *prior distribution* and the distribution $M(\pi \cdot p)$ is called the *marginal distribution* or the *prior predictive distribution*.

Morphisms of Bayesian models, and the category of models of a Bayesian theory, are those of the underlying statistical models and theory. In practice, however, extending a “frequentist” statistical theory (\mathbb{T}, p) to a Bayesian one typically requires the category \mathbb{T} to be enlarged with another morphism, representing the prior, and this changes the class of models and their morphisms.

3.5 Morphisms of statistical theories and model migration

Although morphisms of statistical models are useful for formalizing what it means for two models to be isomorphic, or for defining the group of symmetries of a model, it is arguably

the morphisms of statistical *theories* that are more important, as they enable relationships to be stated between models of different theories. Morphisms of statistical theories come in several variants. The simplest are the strict morphisms.

Definition 3.5.1 (Strict theory morphisms). A (*strict*) *morphism* from one statistical theory (\mathbb{T}, p) to another (\mathbb{T}', p') is a supply preserving functor $F : \mathbb{T} \rightarrow \mathbb{T}'$ that strictly preserves the sampling morphism, satisfying $F(p) = p'$.

Statistical theories and theory morphisms form a category, with composition and identities defined as usual for functors. The initial and terminal theories (Example 3.4.2) derive their names from the following fact.

Proposition 3.5.2. In the category of statistical theories, the initial statistical theory is an initial object and the terminal theory is a terminal object.

Proof. For any statistical theory (\mathbb{T}, p) , a theory morphism $F : (\langle p \rangle, p) \rightarrow (\mathbb{T}, p)$ must assign $F(p) = p$, and since $\langle p \rangle$ is generated by p , this assignment uniquely determines a supply preserving functor $F : \langle p \rangle \rightarrow \mathbb{T}$. In the other direction, a theory morphism $(\mathbb{T}, p) \rightarrow (\langle \emptyset \rangle, 1_I)$ necessarily assigns every object in \mathbb{T} to the unique object I in $\langle \emptyset \rangle$ and every morphism in \mathbb{T} , including p , to the unique morphism 1_I in $\langle \emptyset \rangle$. \square

Theory morphisms commonly represent inclusions of one theory into another that is larger or richer. The universal morphisms out of the initial theory are extreme examples of such morphisms. The subsequent examples are more concrete but still very simple.

Example 3.5.3 (i.i.d. and exchangeable samples). Let $(\mathbb{T}_{\text{iid}}, p)$ be the theory of n i.i.d. samples from Example 3.4.3, and let $(\mathbb{T}_{\text{ex}}, p)$ be the theory of n exchangeable samples from Example 3.4.4. Define a supply preserving functor $F : \mathbb{T}_{\text{ex}} \rightarrow \mathbb{T}_{\text{iid}}$ as the identity on objects and by $F(p) := p_0 \cdot \Delta_{x,n} = p$ on morphisms. The functor F is well-defined because, as was seen in Section 3.2, being independent and identically distributed implies being exchangeable. By construction, F preserves the sampling morphism and is thus a morphism $(\mathbb{T}_{\text{ex}}, p) \rightarrow (\mathbb{T}_{\text{iid}}, p)$ of statistical theories.

Example 3.5.4 (i.i.d. counts). Let (\mathbb{T}, p) be the theory of n i.i.d. counts and (\mathbb{T}_k, p) be the theory of n i.i.d. k -dimensional counts from Examples 3.4.5 and 3.4.7. The supply preserving functor $F : \mathbb{T} \rightarrow \mathbb{T}_k$ determined by $F(\theta) := \theta$, $F(x) := x^{\otimes k}$, and $F(p_0) := p_0$ preserves the sampling morphism ($F(p) = p$) and is therefore a theory morphism $(\mathbb{T}, p) \rightarrow (\mathbb{T}_k, p)$. This

morphism expresses the mundane idea that a k -dimensional object $x^{\otimes k}$ can be regarded as a basic object x' by forgetting about its division into k components.

It may seem backwards that every i.i.d. probability model is exchangeable, while the theory morphism goes from the theory of exchangeable samples to the theory of i.i.d. samples, or that every k -dimensional counts model is a counts model, while the theory morphism goes from the theory of counts to the theory of k -dimensional counts. But this is no accident. The directionality of the functor reflects a contravariance that is universal to categorical logic. Namely, every morphism between statistical theories induces a morphism between the corresponding categories of statistical models, but *going in the opposite direction*.

Definition 3.5.5 (Pullback model migration). Let $F : (\mathbb{T}, p) \rightarrow (\mathbb{T}', p')$ be a morphism of statistical theories. The *pullback functor* $F^* : \mathbf{Mod}(\mathbb{T}') \rightarrow \mathbf{Mod}(\mathbb{T})$ from the category of models of \mathbb{T}' to the category of models of \mathbb{T} is defined on objects by pre-composition,

$$(M : \mathbb{T}' \rightarrow \mathbf{Stat}) \xrightarrow{F^*} (FM : \mathbb{T} \rightarrow \mathbf{Stat}),$$

and on morphisms by pre-whiskering,

$$(\alpha : M \rightarrow N) \xrightarrow{F^*} (F\alpha : FM \rightarrow FN),$$

where the transformation $F\alpha$ has components $(F\alpha)_x := \alpha_{Fx} : M(F(x)) \rightarrow N(F(x))$.

The pullback construction is a recurring theme in categorical logic and its applications. In the context of relational databases, Spivak has called F^* the “pullback data migration functor” induced by a database schema translation F [Spi12]. By analogy, we call the functor F^* induced by a morphism F of statistical theories a *pullback model migration functor*. Note that the operation of taking pullbacks is itself contravariantly functorial. That is, $(F \cdot G)^* = G^* \cdot F^*$ whenever F and G are composable functors, and also $1_{\mathbb{T}}^* = 1_{\mathbf{Mod}(\mathbb{T})}$.

Returning to the examples, for any model M of the theory \mathbb{T}_{iid} of n i.i.d. samples, applying the pullback functor $F^* : \mathbf{Mod}(\mathbb{T}_{\text{iid}}) \rightarrow \mathbf{Mod}(\mathbb{T}_{\text{ex}})$ yields a model $F^*(M)$ of the theory \mathbb{T}_{ex} of n exchangeable samples, as expected. Likewise for the theories of n i.i.d. counts. Similarly, the universal morphisms *out of* the initial statistical theory induce forgetful functors *into the* initial theory’s category of models. This formalizes the earlier observation that every statistical model can be regarded as a model of the initial theory.

Morphisms of statistical theories, as defined so far, cannot express certain relationships that one would like to formalize. Letting (\mathbb{T}, p_n) be the theory of n i.i.d. samples from

Example 3.4.3, one would expect that for every pair of numbers $m \leq n$, there would be a theory morphism $(\mathbb{T}, p_m) \rightarrow (\mathbb{T}, p_n)$, embedding an i.i.d sample of size m as a sub-sample of an i.i.d. sample of size n . The underlying functor $\mathbb{T} \rightarrow \mathbb{T}$ should be the identity, but then there cannot be a theory morphism because $p_m \neq p_n$ whenever $m \neq n$. This situation, where statistical theories have sampling morphisms with varying parameter or sample spaces, occurs commonly when a family of theories is indexed by parameter dimensionality or sample size. Such families are accommodated by relaxing the definition of a theory morphism.

Definition 3.5.6 (Lax and colax theory morphisms). A *lax morphism* from one statistical theory $(\mathbb{T}, \theta \xrightarrow{p} x)$ to another $(\mathbb{T}', \theta' \xrightarrow{p'} x')$ consists of a supply preserving functor $F : \mathbb{T} \rightarrow \mathbb{T}'$, together with morphisms $f_0 : F\theta \rightarrow \theta'$ and $f_1 : Fx \rightarrow x'$ in \mathbb{T}' , such that the diagram

$$\begin{array}{ccc} F\theta & \xrightarrow{Fp} & Fx \\ f_0 \downarrow & & \downarrow f_1 \\ \theta' & \xrightarrow{p'} & x' \end{array}$$

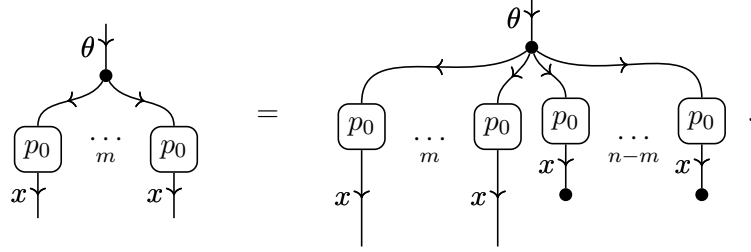
commutes. Dually, a *colax theory morphism* is a supply preserving functor $F : \mathbb{T} \rightarrow \mathbb{T}'$, together with morphisms $f_0 : \theta' \rightarrow F\theta$ and $f_1 : x' \rightarrow Fx$ in \mathbb{T}' , such that the diagram

$$\begin{array}{ccc} \theta' & \xrightarrow{p'} & x' \\ f_0 \downarrow & & \downarrow f_1 \\ F\theta & \xrightarrow{Fp} & Fx \end{array}$$

commutes. When both components f_0 and f_1 of a lax or colax morphism of theories are isomorphisms, the theory morphism is called *strong*. When moreover both components are identities, the theory morphism is *strict*, recovering the original Definition 3.5.1.

Example 3.5.7 (i.i.d. samples of different sizes). For any numbers $m \leq n$, a lax morphism $(1_{\mathbb{T}}, 1_{\theta}, \pi) : (\mathbb{T}, p_n) \rightarrow (\mathbb{T}, p_m)$ between the theories of n and m i.i.d. samples is defined by taking $\pi : x^{\otimes n} \rightarrow x^{\otimes m}$ to be a projection morphism, such as the projection $\pi_{m,n-m}$, which discards the last $n - m$ components of $x^{\otimes n}$, or the projection $\pi'_{n-m,m}$, which discards the

first $n - m$ components of $x^{\otimes n}$. In the former case, the laxness condition is the equality



A colax morphism $(1_{\mathbb{T}}, 1_{\theta}, \pi) : (\mathbb{T}, p_m) \rightarrow (\mathbb{T}, p_n)$ is defined in exactly the same way (but note the reversed direction). The lax morphism can be interpreted as a projection of statistical theories and the colax morphism as an inclusion of theories.

On the other hand, for any positive numbers $m \neq n$, there are no lax or colax morphisms between the theories of m and n i.i.d. counts. Due to the aggregation happening in the sampling morphisms, it is not possible to project or include from one sample to another of differing size.

Example 3.5.8 (Exchangeable samples of different sizes). Let (\mathbb{T}_n, p_n) be the theory of n exchangeable samples and for numbers $m \leq n$, let $\pi : x^{\otimes n} \rightarrow x^{\otimes m}$ be any projection morphism, as in the previous example. Define a supply preserving functor $F : \mathbb{T}_m \rightarrow \mathbb{T}_n$ as the identity on objects and by $F(p_m) := p_n \cdot \pi$ on morphisms. The functor is well-defined because exchangeability is preserved under projection. Thus, by construction, $(F, 1_{\theta}, \pi) : (\mathbb{T}_m, p_m) \rightarrow (\mathbb{T}_n, p_n)$ is a colax morphism of statistical theories.

In contrast to the case of i.i.d. samples, there is no lax morphism $(\mathbb{T}_n, p_n) \rightarrow (\mathbb{T}_m, p_m)$ going in the opposite direction, since the generating morphism p_n in \mathbb{T}_n has no evident image in \mathbb{T}_m . This situation, where a “smaller” theory has a colax morphism including it in a “larger” theory but has no lax morphism in the opposite direction, seems to be the more common one.

Lax morphisms of statistical theories, like strict ones, are composable. The *composite* of lax morphisms

$$(\mathbb{T}, \theta \xrightarrow{p} x) \xrightarrow{(F, f_0, f_1)} (\mathbb{T}', \theta' \xrightarrow{p'} x') \xrightarrow{(G, g_0, g_1)} (\mathbb{T}'', \theta'' \xrightarrow{p''} x'')$$

is the lax morphism $(F \cdot G, Gf_0 \cdot g_0, Gf_1 \cdot g_1)$, where the laxness condition is verified by the

pasting of commutative squares

$$\begin{array}{ccc}
 G(F\theta) & \xrightarrow{G(Fp)} & G(Fx) \\
 Gf_0 \downarrow & & \downarrow Gf_1 \\
 G\theta' & \xrightarrow{Gp'} & Gx' \\
 g_0 \downarrow & & \downarrow g_1 \\
 \theta'' & \xrightarrow{p''} & x''
 \end{array}$$

The composite of colax morphisms is defined dually. In both cases, the identity morphism on $(\mathbb{T}, \theta \xrightarrow{p} x)$ is the (strict) morphism $(1_{\mathbb{T}}, 1_{\theta}, 1_x)$. Thus, there is a category of statistical theories and lax morphisms and also of statistical theories and colax morphisms.⁸ Both categories contain the strong theory morphisms as a subcategory, and the strict theory morphisms as a subcategory of those.

With respect to lax or colax morphisms, or even strong morphisms, the terminal theory is still terminal but the initial theory is only *weakly* initial. That is, every statistical theory has a morphism out of the initial theory but this morphism need not be unique. Suppose, for example, that F is the (unique) strict morphism from the initial theory into the theory $(\mathbb{T}, \theta \xrightarrow{p} x^{\otimes n})$ of n exchangeable samples. If $\sigma : x^{\otimes n} \rightarrow x^{\otimes n}$ is any symmetry isomorphism, then $(F, 1_{\theta}, \sigma)$ is a strong theory morphism.

A large part of statistics is about *hypothesis tests*, or formal tests that the data conforms to a sub-model of a larger statistical model [LR05]. Hypothesis testing is classically formulated by partitioning the parameter space Ω of a statistical model $P : \Omega \rightarrow \mathcal{X}$ into subsets Ω_0 and Ω_1 , so that $\Omega = \Omega_0 \sqcup \Omega_1$. One of these sets, say Ω_0 , is designated as the class of *null* parameters, and the other set Ω_1 as the class of *alternative* parameters. The problem is then to test the *null hypothesis* $H_0 : \theta \in \Omega_0$ against the *alternative hypothesis* $H_1 : \theta \in \Omega_1$, where θ is the true parameter according to the full probability model.

The standard formalism is misleading in treating null and alternative hypotheses symmetrically. Practically speaking, the null and alternative are nearly always treated asymmetrically during both model specification and statistical inference. The null hypothesis is understood to be a meaningful sub-model of the full model and the alternative is “everything else.” In the extreme case of a *point null hypothesis*, the null $\Omega_0 = \{\theta_0\}$ consists of a single point. In general, the null hypothesis Ω_0 is a subset of Ω possessing special

⁸For the reader familiar with 2-category theory, we note that the category of statistical theories and (co)lax theory morphisms is the (co)lax coslice 2-category of the 2-category of small linear algebraic Markov

structure of logical or scientific interest, while the alternative $\Omega_1 = \Omega \setminus \Omega_0$ fails to possess this structure.

From the viewpoint of categorical logic, a statistical hypothesis is better understood as a morphism from a statistical theory (\mathbb{T}, p) , representing the full model, to another theory (\mathbb{T}_0, p_0) , representing the sub-model. For example, to define a point null hypothesis for a given theory $(\mathbb{T}, \theta \xrightarrow{p} x)$, let \mathbb{T}_0 be generated by \mathbb{T} together with a map $I \xrightarrow{\theta_0} \theta$. Then a model M of the theory $(\mathbb{T}_0, I \xrightarrow{\theta_0 p} x)$ is a model of the original theory, plus a chosen parameter $M(\theta_0)$ in the parameter space $M(\theta)$. The null hypothesis is represented by the colax morphism

$$(\iota, \theta_0, 1_x) : (\mathbb{T}, p) \rightarrow (\mathbb{T}_0, \theta_0 p),$$

where $\iota : \mathbb{T} \hookrightarrow \mathbb{T}_0$ is the inclusion functor. True point null hypotheses occur rarely, as the parameter of interest, say a mean, is usually accompanied by an unknown nuisance parameter, such as a variance.

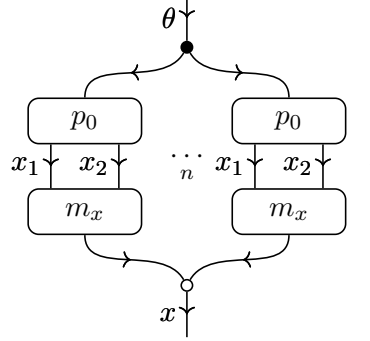
More substantial examples are hypotheses of independence or homogeneity in two-way contingency tables.

Example 3.5.9 (Independence in contingency tables). Contingency tables are among the simplest models of discrete data in widespread practical use [Agr19, Chapter 2]. A *two-way contingency table* studies the relationship between two discrete random variables X_1 and X_2 . If each X_i takes on k_i distinct values, say $X_i \in \{1, \dots, k_i\}$, then a dataset of i.i.d. samples of pairs (X_1, X_2) is summarized by a $k_1 \times k_2$ matrix, where the (j_1, j_2) -th entry is the number of observations with $X_1 = j_1$ and $X_2 = j_2$. In the common case where both X_1 and X_2 are binary valued, the contingency table is called a 2×2 *table*. Higher order contingency tables, involving three or more discrete random variables, are defined similarly.

The *theory of a two-way contingency table with total count n* is generated by a convex space object θ , two discrete objects x_1 and x_2 , an additive monoid object x , a map $m_x :$

categories, supply preserving functors, and monoidal natural transformations, under the underlying category of the initial statistical theory. This observation leads to the correct definition of a 2-morphism between statistical theory morphisms, not given in the main text.

$x_1 \otimes x_2 \rightarrow x$, and a morphism $p_0 : \theta \rightarrow x_1 \otimes x_2$. The sampling morphism $p : \theta \rightarrow x$ is



Denote this theory by (T, p) . In an intended model M , each $M(x_i)$ is the set $\mathcal{X}_i := \{1, \dots, k_i\}$ for some number k_i ; $M(\theta)$ is the convex set of probability vectors in $\mathbb{R}^{\mathcal{X}_1 \times \mathcal{X}_2}$, isomorphic to the standard $(k_1 k_2 - 1)$ -simplex in $\mathbb{R}^{k_1 k_2}$; $M(p_0)$ is the categorical family on $\mathcal{X}_1 \times \mathcal{X}_2$, given by

$$M(p_0) : (\pi_{j_1, j_2})_{j_1, j_2=1}^{k_1, k_2} \mapsto \sum_{j_1, j_2=1}^{k_1, k_2} \pi_{j_1, j_2} \delta_{(j_1, j_2)};$$

$M(x)$ is the additive monoid $\mathbb{N}^{\mathcal{X}_1 \times \mathcal{X}_2}$, isomorphic to $\mathbb{N}^{k_1 k_2}$; and $M(m_x)$ is the map $(j_1, j_2) \mapsto e_{j_1, j_2}$ sending each element of $\mathcal{X}_1 \times \mathcal{X}_2$ to the corresponding basis element of $\mathbb{N}^{\mathcal{X}_1 \times \mathcal{X}_2}$. Consequently, the sampling distribution $M(p)$ is the full multinomial family, for n observations, on $\mathcal{X}_1 \times \mathcal{X}_2$.⁹

The null hypothesis that the random variables X_1 and X_2 are *independent* is classically stated as

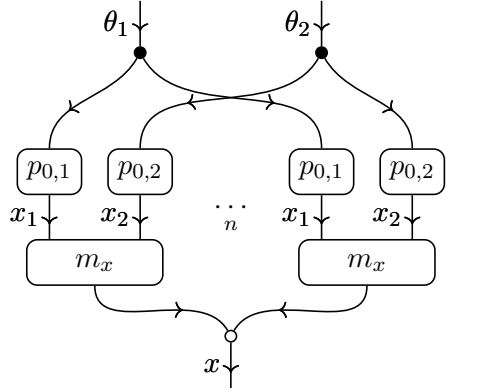
$$H_0 : \pi_{j_1, j_2} = \pi_{j_1, +} \pi_{+, j_2}, \quad \forall j_1, j_2,$$

where $\pi_{j_1, +}$ and π_{+, j_2} are the marginal distributions. As a statistical theory, let T_{ind} be presented as T , plus two convex space objects θ_1 and θ , two morphisms $p_{0,1} : \theta_1 \rightarrow x_1$ and

⁹Alternatively, in the theory, one might let each x_i be an additive monoid and, in the model M , take $M(x_i)$ to be \mathbb{N}^{k_i} and $M(x)$ to be the tensor product $\mathbb{N}^{k_1} \otimes \mathbb{N}^{k_2} \cong \mathbb{N}^{k_1 k_2}$. Then $M(m_x)$ should be the biadditive map $\mathbb{N}^{k_1} \times \mathbb{N}^{k_2} \rightarrow \mathbb{N}^{k_1} \otimes \mathbb{N}^{k_2}$ given by the universal property of the tensor product. An advantage of this approach is that the biadditivity of m_x can be axiomatized within the theory.

$p_{0,2} : \theta_2 \rightarrow x_2$, and a convex-bilinear¹⁰ map $m_\theta : \theta_1 \otimes \theta_2 \rightarrow \theta$, subject to the equation

The sampling morphism $p_{\text{ind}} : \theta_1 \otimes \theta_2 \rightarrow x$ is



The intended model M extends the previous one by taking each $M(\theta_i)$ to be the probability simplex Δ^{k_i-1} , each $M(p_{0,i})$ to be the categorical family of on \mathcal{X}_i , and $M(\theta)$ to be the convex-bilinear map $(\pi_1, \pi_2) \mapsto \pi_1 \otimes \pi_2$. The asserted equation is indeed satisfied under this interpretation, so M is a well-defined model.

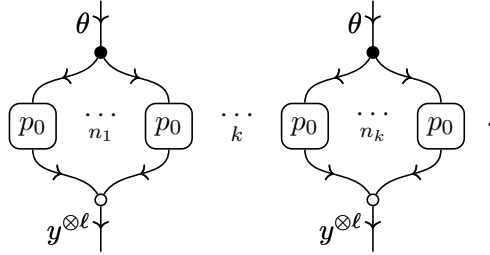
The null hypothesis of independence is represented by the colax theory morphism $(\iota, m_\theta, 1_x) : (\mathbb{T}, p) \rightarrow (\mathbb{T}_{\text{ind}}, p_{\text{ind}})$, where $\iota : \mathbb{T} \hookrightarrow \mathbb{T}_{\text{ind}}$ is the evident inclusion functor. The colaxness conditions holds due to the asserted equation in \mathbb{T}_{ind} and the fact that m_θ is deterministic and hence distributes over copies.

Example 3.5.10 (Homogeneity in contingency tables). Contingency tables arise from sampling schemes besides the full multinomial family on the joint distribution. When one discrete variable $X \in \{1, \dots, k\}$ is regarded as explanatory and another discrete variable $Y \in \{1, \dots, \ell\}$ as a response, it is common to assign X a fixed value i and then sample Y conditionally on $X = i$. If n_i samples are taken at each level $X = i$, then the resulting $k \times \ell$ contingency table will have fixed row totals n_1, \dots, n_k . This is a *conditional multinomial*

¹⁰That is, the map is convex-linear in each argument, with the other argument held fixed.

or, when $\ell = 2$, a *conditional binomial*, sampling scheme. For example, in a randomized experiment, X might be the assignment of a new drug or a placebo and Y the response to treatment (success or failure), resulting in a 2×2 table.

In the *theory of a two-way contingency table with row counts* n_1, \dots, n_k , denoted (\mathbb{T}, p) , the category \mathbb{T} is freely generated by a discrete (or convex space) object θ , an additive monoid object y , and a morphism $p_0 : \theta \rightarrow y^{\otimes \ell}$. The sampling morphism $p : \theta^{\otimes k} \rightarrow (y^{\otimes \ell})^{\otimes k} \cong y^{\otimes k\ell}$ is

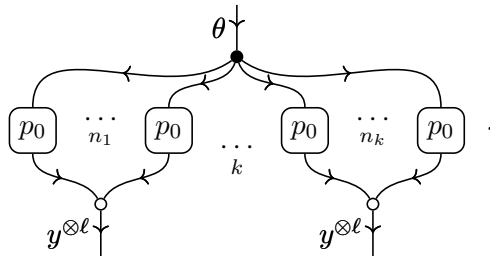


For each $1 \leq i \leq k$, this theory colaxly includes the theory of n_i i.i.d. ℓ -dimensional counts (Example 3.4.7). The intended model M takes $M(\theta) = \Delta^{\ell-1}$, $M(x) = \mathbb{N}$, and $M(p_0)$ to be the categorical family $\text{Cat}(\ell, -) : \Delta^{\ell-1} \rightarrow \mathbb{N}^\ell$. The sampling morphism is then the independent product of k multinomial families.

The null hypothesis of *homogeneous* conditional distributions would traditionally be stated as

$$H_0 : \pi_{j|1} = \pi_{j|2} = \dots = \pi_{j|k}, \quad \forall j = 1, \dots, \ell,$$

where $\pi_{-|i}$ is the conditional distribution of Y given $X = i$. Algebraically, homogeneity corresponds to the reduced sampling morphism p_{hom} given by $\theta \xrightarrow{\Delta_{\theta,k}} \theta^{\otimes k} \xrightarrow{p} y^{\otimes k\ell}$ or



As a lax morphism $(\mathbb{T}, p_{\text{hom}}) \rightarrow (\mathbb{T}, p)$, or a colax morphism $(\mathbb{T}, p) \rightarrow (\mathbb{T}, p_{\text{hom}})$, the null hypothesis is simply $(1_{\mathbb{T}}, \Delta_{\theta,k}, 1_{y^{\otimes k\ell}})$.

Contingency tables illustrate the important lesson that the presentation of data in a

particular format generally says little or nothing about the experimental design, the sampling scheme, or what would be an appropriate statistical model. Full multinomial and conditional multinomial sampling of two discrete random variables both yield data in the form of a two-way contingency table, yet the sampling schemes are very different, as reflected by their different statistical theories and models. Nor are these the only possible sampling schemes; another is *Poisson sampling*, under which not even the total count of the table is restricted. Likewise, independence and homogeneity are both hypotheses of “no association” between variables, but they correspond to different statistical theories and models. Statistical theories thus serve an important purpose in making precise and explicit the background information that cannot be discerned from a display of the data.

Discussion of null and alternative hypotheses notwithstanding, this work takes no stance on the proper role of formal hypothesis testing in science. The philosophy implicit in the algebraic approach, insofar as it has one, is that a null hypothesis is just a morphism of statistical theories, not essentially different than any other morphism. Thus, null hypotheses enjoy no special logical status in the larger web of relationships between statistical theories. But even if this is true, that does not imply anything about the role of formal methods in theory and model selection generally.

The notion of a morphism between statistical theories extends straightforwardly to Bayesian theories, defined at the end of the previous section (Definition 3.4.11).

Definition 3.5.11 (Bayesian theory morphisms). A *lax morphism* from one Bayesian theory $(\mathbb{T}, \theta \xrightarrow{p} x, I \xrightarrow{\pi} \theta)$ to another (\mathbb{T}', p', π') is a lax morphism $(F, f_0, f_1) : (\mathbb{T}, p) \rightarrow (\mathbb{T}', p')$ between the underlying statistical theories such that the diagram

$$\begin{array}{ccc} I & \xrightarrow{F\pi} & F\theta \\ & \searrow \pi' & \downarrow f_0 \\ & & \theta' \end{array}$$

commutes. Dually, a *colax morphism* from (\mathbb{T}, p, π) to (\mathbb{T}', p', π') is a colax morphism $(F, f_0, f_1) : (\mathbb{T}, p) \rightarrow (\mathbb{T}', p')$ such that the diagram

$$\begin{array}{ccc} I & \xrightarrow{\pi'} & \theta' \\ & \searrow F\pi & \downarrow f_0 \\ & & F\theta \end{array}$$

commutes. A lax or colax morphism of Bayesian theories is *strong* or *strict* if the underlying

morphism of statistical theories is.

In the category of Bayesian statistical theories and (co)lax morphisms, composition and identities are those of the (co)lax morphisms between the underlying statistical theories. Thus, by construction, there is a forgetful functor from the category of Bayesian theories to the category of statistical theories, which discards the prior. Another forgetful functor performs marginalization, taking a Bayesian theory (\mathbb{T}, p, π) to the statistical theory $(\mathbb{T}, \pi \cdot p)$ and a Bayesian theory morphism $(F, f_0, f_1) : (\mathbb{T}, p, \pi) \rightarrow (\mathbb{T}', p', \pi')$ to the theory morphism $(F, 1_I, f_1) : (\mathbb{T}, \pi \cdot p) \rightarrow (\mathbb{T}', \pi' \cdot p')$. The laxness condition is verified by the commutative diagram

$$\begin{array}{ccc}
 I & \xrightarrow{F\pi} & F\theta & \xrightarrow{Fp} & Fx \\
 & \searrow \pi' & \downarrow f_0 & & \downarrow f_1 \\
 & & \theta' & \xrightarrow{p'} & x'
 \end{array}
 \quad \rightsquigarrow \quad
 \begin{array}{ccc}
 I & \xrightarrow{F(\pi \cdot p)} & Fx \\
 & \searrow \pi' \cdot p' & \downarrow f_1 \\
 & & x'
 \end{array}$$

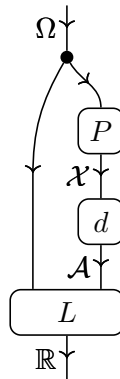
The colaxness condition is dual.

3.6 Notes and references

Models in theoretical statistics Beginning with his 1939 paper [Wal39] and culminating in his 1950 book [Wal50], Abraham Wald introduced statistical decision theory as a general framework for theoretical statistics, encompassing estimation and hypothesis testing. Inspired by von Neumann’s game theory, the theory of statistical decisions formalizes a statistical model as a parameterized family $\{P_\theta\}_{\theta \in \Omega}$ of probability distributions on a sample space \mathcal{X} , as sketched at the beginning of the chapter; adds to this a space \mathcal{A} of actions and a loss function $L : \Omega \times \mathcal{A} \rightarrow \mathbb{R}$, yielding a decision-theoretic problem; and then defines criteria for a decision rule $d : \mathcal{X} \rightarrow \mathcal{A}$ to be optimal or admissible with respect to the loss. The books by Lehmann et al [LC98; LR05] are now the standard references on statistical decision theory, whereas the texts by Ferguson [Fer67] and Berger [Ber85] are more introductory.

Although not included in the formalism of this chapter, the decision-theoretic elements of theoretical statistics are also compositional in nature. Given a sampling distribution $P : \Omega \rightarrow \mathcal{X}$, a loss function $L : \Omega \times \mathcal{A} \rightarrow \mathbb{R}$, and a possibly randomized decision rule

$d : \mathcal{X} \rightarrow \mathcal{A}$, the composite Markov kernel



gives the distribution of the loss $L(\theta, d(X))$ under data $X \sim P_\theta$ at every parameter $\theta \in \Omega$. Its expectation

$$R(\theta, d) := \mathbb{E}_\theta[L(\theta, d(X))]$$

is the *risk*, the central quantity of statistical decision theory. The statistical theories introduced here could conceivably be extended to include morphisms for the loss function or even a preferred decision rule.

Statistical models as Markov kernels Markov kernels are a standard topic in advanced textbooks on probability theory, such as by Kallenberg [Kal02] or Klenke [Kle13]. Another book by Kallenberg is a comprehensive reference on the closely related topic of *random measures* [Kal17].

The interpretation of a statistical model $\{P_\theta\}_{\theta \in \Omega}$ as a Markov kernel $P : \Omega \rightarrow \mathcal{X}$, and likewise for a possibly randomized decision rule $d : \mathcal{X} \rightarrow \mathcal{A}$, is so natural that it cannot easily be separated from the origin of statistical decision theory. The first explicitly compositional (category-theoretic) study of statistical models as Markov kernels was conducted by N. N. Čencov, originally in Russian [Čen65; Čen72] and eventually translated into English [Čen78; Čen82]. Through this work Čencov also made early contributions to the differential-geometric study of statistical models, known today as *information geometry*. These two strands can be separated: our algebraic study of statistics involves no differential geometry, and later work on Čencov’s characterization of the Fisher information metric has eschewed the language of category theory [Cam86; Leb04].

In his master’s thesis [Fon12], Fong develops an elegant algebraic perspective on directed graphical models, also known as *Bayesian networks*. Given a *causal structure* in the form

of a directed acyclic graph, Fong builds a small symmetric monoidal category called a *causal theory*. Functors out of this category into **Markov** are joint probability distributions compatible with the causal structure [Fon12, Theorem 4.5]. In relation to the present work, causal theories comprise a special class of statistical theories that are freely generated by discrete objects v_1, \dots, v_n and morphisms representing the *causal mechanisms*, and that have sampling morphisms of form $p : I \rightarrow v_1 \otimes \dots \otimes v_n$. Thus, Fong gives a recipe for constructing a whole class of interesting statistical theories. Since Bayesian networks often have unknown numerical parameters that must be estimated from the data, it would be natural to extend this formalism to sampling morphisms $p : \theta \rightarrow v_1 \otimes \dots \otimes v_n$ having nontrivial parameter space objects θ .

Remarkably, Fritz has recently demonstrated that sufficiency, ancillarity, completeness, and minimal sufficiency may be defined, and versions of the Neyman-Fisher factorization theorem, Basu’s theorem, and Bahadur’s theorem proved, in the purely synthetic setting of a Markov category [Fri20]. All of these belong to the classic definitions and abstract results of statistical decision theory.

Markov kernels in categorical probability The earliest category-theoretic study of Markov kernels, outside of statistics and independently from Čencov, was made by William Lawvere in an unpublished appendix to a 1962 grant proposal. Later, Giry extended and published this work [Gir82], defining what is now called the *Giry monad* on the category of measurable spaces and maps. The Kleisli category of this monad is the category of Markov kernels (without topological restrictions). Although monads do not figure explicitly in this thesis, the Giry monad and other *probability monads* are now among the best-studied aspects of categorical probability [Per18]. Theoretical computer scientists have used the category of Markov kernels to reason about probabilistic systems and programs, with early works by Blute, Desharnais, Edalat, and Panangaden [Blu+97; Pan99].

As a synthetic setting for probability and statistics, Markov categories have been studied, under various names, by Fong, Cho and Jacobs, Fritz and others [Fon12; CJ19; Fri20]. Further references can be found in Fritz’s survey of previous work [Fri20]. The idea of characterizing the “functions” or “maps” in a symmetric monoidal category as the morphisms that preserve copying and deleting goes back at least as far as the *bicategories of relations* and *bicategories of partial maps* of Carboni and Walters [CW87; Car87]. Although probability and linear algebra have each been studied separately from the categorical viewpoint,

their conjunction in the form of a linear-algebraic Markov category is original. This seems to be the natural synthetic setting for a large part of everyday statistical modeling, as demonstrated in Chapter 4.

The characterizations in this chapter of the deterministic morphisms (Corollary 3.2.4) and the isomorphisms (Proposition 3.2.5) in a category of well-behaved Markov kernels are well known [Bel13; Fon12].

McCullagh on statistical models McCullagh’s paper on “What is a statistical model?” is a rare example of a category-theoretic treatment of statistical models by a professional statistician [McC02]. The paper aims to formalize the prospect, regarded as necessary for meaningful statistical inference, of extending the parameter and sample spaces of a statistical model to include additional observational units, such as new subjects or future points in time. In comparison with this work, McCullagh’s central commutative diagram

$$\begin{array}{ccc} \mathcal{P}(\mathcal{S}) & \xleftarrow{P_\psi} & \Theta_\Omega \\ \varphi_d^\dagger \uparrow & & \uparrow \varphi_c^* \\ \mathcal{P}(\mathcal{S}') & \xleftarrow{P_{\psi'}} & \Theta_{\Omega'}, \end{array}$$

reproduced from [McC02, Equation 1], bears a strong formal similarity to the commutative diagram

$$\begin{array}{ccc} \theta' & \xrightarrow{p'} & x' \\ f_0 \downarrow & & \downarrow f_1 \\ F\theta & \xrightarrow{Fp} & Fx \end{array} \quad \text{or equivalently} \quad \begin{array}{ccc} Fx & \xleftarrow{Fp} & F\theta \\ f_1 \uparrow & & \uparrow f_0 \\ x' & \xleftarrow{p'} & \theta' \end{array}$$

obeyed by a colax morphism $(F, f_0, f_1) : (\mathbb{T}, p) \rightarrow (\mathbb{T}', p')$ of statistical theories (Definition 3.5.6). In other respects the two mathematical formalisms are very different. In particular, the notion of statistical theory is not present in McCullagh’s work, and thus no separation is made between the algebraic and analytical aspects of a statistical model. We suspect that many of the coherency conditions between statistical models proposed by McCullagh could be formulated as families of statistical theories connected by colax theory morphisms. Examples 3.5.7 and 3.5.8 can be seen as simple examples of such conditions, but a full account is beyond the scope of this work.

Chapter 4

A zoo of statistical theories and models

Statistical theories, models, and their morphisms have so far been illustrated mainly through simple models of discrete data, such as the binomial and multinomial models and models for contingency tables. With the basic formalism established, this chapter builds on the previous one by presenting a wider range of statistical theories and models, primarily for regression and classification. The statistical methods progress in complexity from linear models for categorical or continuous predictors; to Bayesian, hierarchical, and mixed linear models; and finally to generalized linear models. We do not aspire to encyclopedic coverage, much less to a complete treatment, of the great variety of statistical models devised by statisticians, computer scientists, and domain scientists over hundreds of years. Instead, we aim to show how the algebraic view of statistical models usefully formalizes and brings out the relations between some of the most essential models in statistics.

The linear model is the point of departure for a large part of statistics and machine learning, and so it is for this chapter. In its standard formulation, a normal *linear model* is any statistical model of form

$$y \sim \mathcal{N}_n(X\beta, \sigma^2 I_n),$$

where $X \in \mathbb{R}^{n \times p}$ is a fixed but arbitrary design matrix, $y \in \mathbb{R}^n$ is the response vector, $\beta \in \mathbb{R}^p$ is an unknown vector of coefficients, and $\sigma^2 \geq 0$ is an unknown variance.¹ However,

¹The linear model admits a mild generalization to multivariate data, where the vectors $y \in \mathbb{R}^n$ and $\beta \in \mathbb{R}^p$ are replaced by matrices $Y \in \mathbb{R}^{n \times q}$ and $B \in \mathbb{R}^{p \times q}$.

depending on the form of the design matrix, the model will be analyzed and interpreted in different ways, say as an analysis of variance or as a linear regression. So, although it admits a unified mathematical treatment, the linear model should be understood not as single statistical method but as a family of closely related statistical methods. Each method has its own statistical theory, in the sense of Chapter 3, and the relations between these theories are formalized by theory morphisms.

The family of normal distributions plays a central role in linear modeling. In the previous chapter, the isotropic normal family has already been presented as a statistical theory, up to an absolute scale (Corollary 3.3.8). From the algebraic perspective, however, it is natural to ask only for a family of distributions that is additive and homogeneous with exponents one and two (Theorem 3.3.7). Such families will be called *linear-quadratic*. Any linear quadratic family of probability distributions is a location-scale normal family, up to linear transformations of the location and scale parameters.

4.1 Linear models with discrete predictors

Linear models with discrete predictors encompass such statistical methods as the one-sample test, the two-sample test, analysis of variance (ANOVA), and multiway ANOVA. The first of these models, the one-sample model, can be seen as a degenerate case of a linear model with a single discrete predictor taking a single value.

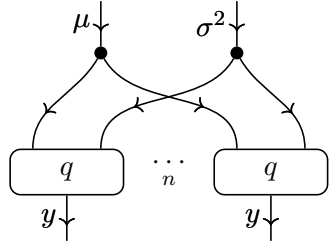
One-sample normal model The simplest of all linear models is the univariate, one-sample normal model

$$y_i \stackrel{\text{iid}}{\sim} \mathcal{N}(\mu, \sigma^2), \quad i = 1, \dots, n,$$

with parameters $\mu \in \mathbb{R}$ and $\sigma^2 \geq 0$. In the statistical *theory of one normal sample* (of size n), denoted (S, p_n) , the category S is presented by vector space objects μ and y , a conical space object σ^2 , and a linear-quadratic morphism $q : \mu \otimes \sigma^2 \rightarrow y$, meaning that

$$\forall \mathbf{a} \in \mathbb{R}^2,$$

where $\mathbf{a} := (a_1, a_2)$ is a linear combination and $\mathbf{a}^2 := (a_1^2, a_2^2)$ is a conic combination. Also, note that “ σ^2 ” is only a suggestive symbol; the object σ^2 is not squared in any sense. The theory’s sampling morphism $p_n : \mu \otimes \sigma^2 \rightarrow y^{\otimes n}$ is the morphism $\Delta_{\mu \otimes \sigma^2} \cdot q^{\otimes n}$ or



The intended univariate model M takes $M(\mu)$ and $M(y)$ to be the real numbers, $M(\sigma^2)$ to be the nonnegative real numbers, and $M(q)$ to be the normal family $\mathcal{N} : \mathbb{R} \times \mathbb{R}_+ \rightarrow \mathbb{R}$.

The symmetries of this model are simply the dilations (changes of scale), along with reflection across the origin (multiplication by -1).

Proposition 4.1.1. The endomorphisms $\alpha : M \rightarrow M$ of the univariate normal model are isomorphic, as a monoid, to the multiplicative monoid of real numbers \mathbb{R} .

In particular, the automorphism group of M is isomorphic to $\mathbb{R}^* := \{a \in \mathbb{R} : a \neq 0\}$.

Proof. By Lemma 2.4.6, a morphism $\alpha : M \rightarrow M$ consists of linear maps $\alpha_\mu, \alpha_y : \mathbb{R} \rightarrow \mathbb{R}$ (scalars) and a conic-linear map $\alpha_{\sigma^2} : \mathbb{R}_+ \rightarrow \mathbb{R}$ (a nonnegative scalar) making the diagram

$$\begin{array}{ccc} \mathbb{R} \times \mathbb{R}_+ & \xrightarrow{\mathcal{N}} & \mathbb{R} \\ \alpha_\mu \times \alpha_{\sigma^2} \downarrow & & \downarrow \alpha_y \\ \mathbb{R} \times \mathbb{R}_+ & \xrightarrow{\mathcal{N}} & \mathbb{R} \end{array}$$

commute. That is, for every $\mu \in \mathbb{R}$ and $\sigma^2 \geq 0$,

$$\mathcal{N}(\alpha_\mu \mu, \alpha_{\sigma^2} \sigma^2) = \alpha_y \mathcal{N}(\mu, \sigma^2),$$

which happens if and only if $\alpha_\mu = \alpha_y = a$ and $\alpha_{\sigma^2} = a^2$ for some scalar $a \in \mathbb{R}$. Moreover, if morphisms $\alpha, \beta : M \rightarrow M$ correspond to scalars $a, b \in \mathbb{R}$, then their composite $\alpha \cdot \beta$ corresponds to ab , and the identity morphism 1_M corresponds to the scalar 1. \square

The theory of one normal sample also has multivariate models. For any dimension d , define the model M_d that maps the objects μ and y to \mathbb{R}^d and σ^2 to \mathcal{S}_+^d , and the morphism q to the d -dimensional normal family \mathcal{N}_d . Then the sampling distribution under M_d can be

written as

$$y_i \stackrel{\text{iid}}{\sim} \mathcal{N}_d(\mu, \Sigma), \quad i = 1, \dots, n,$$

with parameters $\mu \in \mathbb{R}^d$ and $\Sigma \in \mathcal{S}_+^d$. Generalizing the univariate case, the symmetries of the multivariate model are arbitrary invertible linear transformations.

Proposition 4.1.2. The category of multivariate normal models and model homomorphisms is isomorphic to the category $\mathbf{Mat}_{\mathbb{R}}$ of real matrices.

In particular, the automorphism group of the d -dimensional model M_d is isomorphic to the general linear group $\mathrm{GL}(d, \mathbb{R})$.

Proof. Arguing exactly as before, a morphism $\alpha : M_d \rightarrow M_{d'}$ consists of linear maps $\alpha_\mu, \alpha_y : \mathbb{R}^d \rightarrow \mathbb{R}^{d'}$ and a conic-linear map $\alpha_{\sigma^2} : \mathcal{S}_+^d \rightarrow \mathcal{S}_+^{d'}$ making the diagram

$$\begin{array}{ccc} \mathbb{R}^d \times \mathcal{S}_+^d & \xrightarrow{\mathcal{N}_d} & \mathbb{R}^d \\ \alpha_\mu \times \alpha_{\sigma^2} \downarrow & & \downarrow \alpha_y \\ \mathbb{R}^{d'} \times \mathcal{S}_+^{d'} & \xrightarrow{\mathcal{N}_{d'}} & \mathbb{R}^{d'} \end{array}$$

commute. That is, for every $\mu \in \mathbb{R}^d$ and $\Sigma \in \mathcal{S}_+^d$,

$$\mathcal{N}_{d'}(\alpha_\mu \mu, \alpha_{\sigma^2} \Sigma) = \alpha_y \mathcal{N}_d(\mu, \Sigma),$$

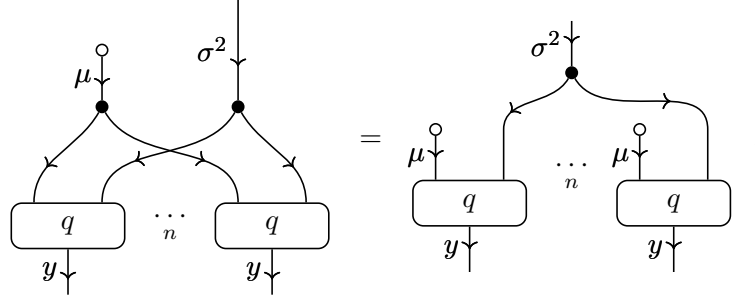
which happens if and only if there exists a matrix $A \in \mathbb{R}^{d' \times d}$ such that $\alpha_\mu = \alpha_y = A$ and α_{σ^2} is the map $\Sigma \mapsto A \Sigma A^\top$. The correspondence between α and A is clearly functorial. \square

Another model of the theory, the isotropic multivariate normal model, will be given later, but for now let us return to the theory itself. The theory (\mathbf{S}, p_n) of one normal sample of size n is a refinement of the theory (\mathbf{T}, p_n) of n i.i.d. samples, defined in Example 3.4.3. More precisely, the functor $F : \mathbf{T} \rightarrow \mathbf{S}$ sending the objects θ and x to $\mu \otimes \sigma^2$ and y , respectively, and the morphism p_0 to q defines a strict morphism of theories $F : (\mathbf{T}, p_n) \rightarrow (\mathbf{S}, p_n)$. Also, the null hypothesis

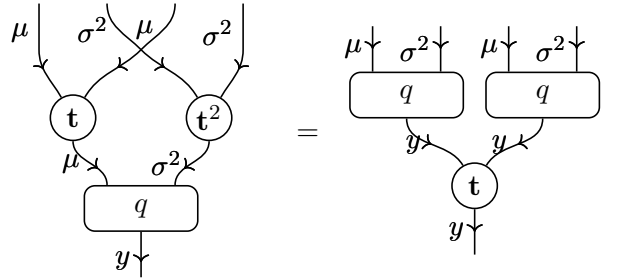
$$H_0 : \mu = 0$$

of zero mean, as might be tested by a one-sample t -test, is represented by the colax theory morphism $(1_{\mathbf{S}}, 0_\mu \otimes 1_{\sigma^2}, 1_y)$ from the one sample theory (\mathbf{S}, p_n) to a reduced theory $(\mathbf{S}, p_{n,0})$,

whose sampling morphism $p_{n,0} := (0_\mu \otimes 1_{\sigma^2}) \cdot p_n$ is



Regarding the normal distribution as a location-scale family, one might expect that the morphisms of the normal model would include location transformations. These are absent because model homomorphisms, being natural transformations, must preserve all structure of the theory, including the linear structure of vector space objects. However, there is a slightly weaker theory that takes the mean and response objects to be affine spaces. Let \mathbf{S}^{aff} be presented by affine space objects μ and y , a conical space object σ^2 , and an *affine-quadratic* morphism $q : \mu \otimes \sigma^2 \rightarrow y$, meaning that

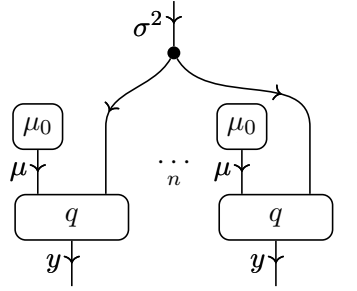


where the affine combination $\mathbf{t} := (t, 1-t)$ and conical combination $\mathbf{t}^2 := (t^2, (1-t)^2)$ range over all $t \in \mathbb{R}$. In the statistical theory $(\mathbf{S}^{\text{aff}}, p_n)$, the sampling morphism p_n is defined exactly as before.

Having defined this new theory, the inclusion functor $\text{aff} : \mathbf{S}^{\text{aff}} \hookrightarrow \mathbf{S}$ is a strict theory morphism $(\mathbf{S}^{\text{aff}}, p_n) \rightarrow (\mathbf{S}, p_n)$ and the model migration functor $\text{aff}^* : \text{Mod}(\mathbf{S}) \rightarrow \text{Mod}(\mathbf{S}^{\text{aff}})$ interprets the multivariate models M_d of \mathbf{S} as models of \mathbf{S}^{aff} . Arguing as in Propositions 4.1.1 and 4.1.2, a model homomorphism $\alpha : \text{aff}^*(M_d) \rightarrow \text{aff}^*(M_{d'})$ is seen to consist of, for any matrix $A \in \mathbb{R}^{d \times d'}$ and vector $b \in \mathbb{R}^{d'}$, the affine transformation $\alpha_\mu = \alpha_y : y \mapsto Ay + b$ and the conic-linear transformation $\alpha_{\sigma^2} : \Sigma \mapsto A\Sigma A^\top$. In particular, the automorphism group of the model $\text{aff}^*(M_d)$ is isomorphic to the general affine group $\text{Aff}(d, \mathbb{R})$. Besides models inherited from the linear theory (\mathbf{S}, p_n) , the affine theory $(\mathbf{S}^{\text{aff}}, p_n)$ also has normal models

whose mean and sample spaces are affine subspaces of \mathbb{R}^d not containing the origin. These are not models of the original theory.

In the affine theory $(\mathbf{S}^{\text{aff}}, p_n)$, the zero morphism $0_\mu : I \rightarrow \mu$ does not exist and the null hypothesis $H_0 : \mu = 0$ of zero mean cannot be stated. Indeed, the origin is not preserved by affine transformations, so the hypothesis of zero mean would not be preserved under model homomorphism. To introduce an affine point null hypothesis $H_0 : \mu = \mu_0$, present $\mathbf{S}_0^{\text{aff}}$ as \mathbf{S}^{aff} together with an (affine) map $\mu_0 : I \rightarrow \mu$ and form the statistical theory $(\mathbf{S}_0^{\text{aff}}, p_{n,0})$ with sampling morphism $p_{n,0}$ equal to $(\mu_0 \otimes 1_{\sigma^2}) \cdot p_n$ or



The relationships between the theories and hypotheses for the one-sample normal model are summarized by the commutative diagram

$$\begin{array}{ccc} (\mathbf{S}^{\text{aff}}, p_n) & \xrightarrow{(\iota_0, \mu_0 \otimes 1_{\sigma^2}, 1_x)} & (\mathbf{S}_0^{\text{aff}}, p_{n,0}) \\ \text{aff} \downarrow & & \downarrow \text{aff}_0 \\ (\mathbf{S}, p_n) & \xrightarrow{(1_S, 0_\mu \otimes 1_{\sigma^2}, 1_x)} & (\mathbf{S}, p_{n,0}), \end{array}$$

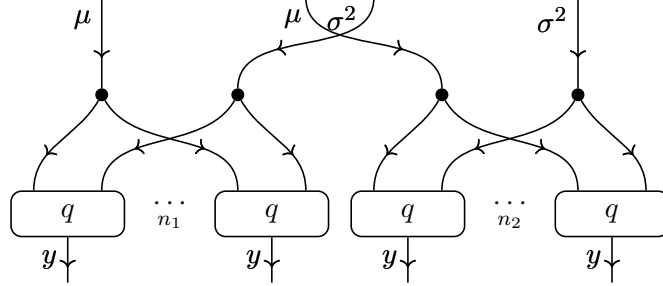
where the functor $\text{aff}_0 : \mathbf{S}_0^{\text{aff}} \rightarrow \mathbf{S}$ extends the inclusion functor $\text{aff} : \mathbf{S}^{\text{aff}} \hookrightarrow \mathbf{S}$ by assigning $\mu_0 \mapsto 0_\mu$. Most of the statistical theories presented below using vector space objects also have affine analogues, but in the interest of brevity usually only the linear setting is treated.

Two-sample normal model After the one-sample model, the next simplest normal model is the univariate, two-sample model, consisting of two independent samples

$$y_{i,j} \stackrel{\text{ind}}{\sim} \mathcal{N}(\mu_i, \sigma_i^2), \quad i = 1, 2, \quad j = 1, \dots, n_i$$

of sizes n_1 and n_2 , with parameters $\mu_1, \mu_2 \in \mathbb{R}$ and $\sigma_1^2, \sigma_2^2 \geq 0$. As a statistical theory, the *theory of two normal samples (of sizes n_1 and n_2)* has the same underlying category \mathbf{S} as the theory of one normal sample. Abbreviating $\mathbf{n} := (n_1, n_2)$ and $n := n_1 + n_2$, its sampling

morphism $p_{\mathbf{n}} : \mu^{\otimes 2} \otimes (\sigma^2)^{\otimes 2} \rightarrow y^{\otimes n}$ is defined by



Choosing this sampling morphism instead of the product $p_{n_1} \otimes p_{n_2} : (\mu \otimes \sigma^2)^{\otimes 2} \rightarrow y^{\otimes n}$ is purely conventional, as the two statistical theories are isomorphic via the strong theory isomorphism

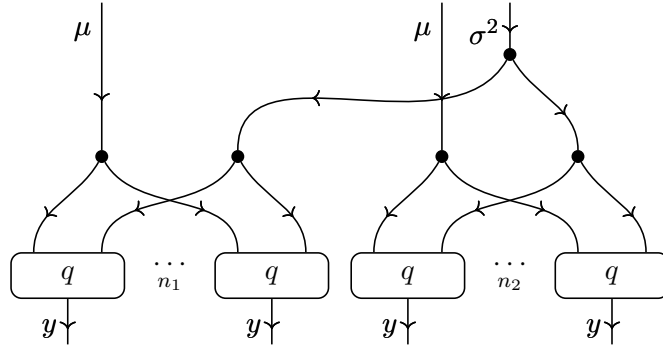
$$(1_S, 1_\mu \otimes \sigma_{\mu, \sigma^2} \otimes 1_{\sigma^2}, 1_{y^{\otimes n}}) : (S, p_{\mathbf{n}}) \cong (S, p_{n_1} \otimes p_{n_2}).$$

The theory of two normal samples contains two separate copies of the theory of one normal sample, via colax theory morphisms

$$(S, p_{n_i}) \xrightarrow{(1_S, \pi_i^0, \pi_i^1)} (S, p_{n_1} \otimes p_{n_2}) \cong (S, p_{\mathbf{n}}), \quad i = 1, 2,$$

whose components $(\mu \otimes \sigma^2)^{\otimes 2} \xrightarrow{\pi_i^0} \mu \otimes \sigma^2$ and $y^{\otimes n} \xrightarrow{\pi_i^1} y^{\otimes n_i}$ are the evident projections on the parameter and sample space objects. Because it has the same underlying category, the two-sample theory has the same models and the same model homomorphisms as the one-sample theory, including the univariate and multivariate models defined above.

The two-sample normal model is, not strictly speaking, a linear model, due to the unequal variances of the two groups.² The *theory of two homoscedastic normal samples* has the same underlying category S and the sampling morphism $q_{\mathbf{n}} : \mu^{\otimes 2} \otimes \sigma^2 \rightarrow y^{\otimes n}$ given by

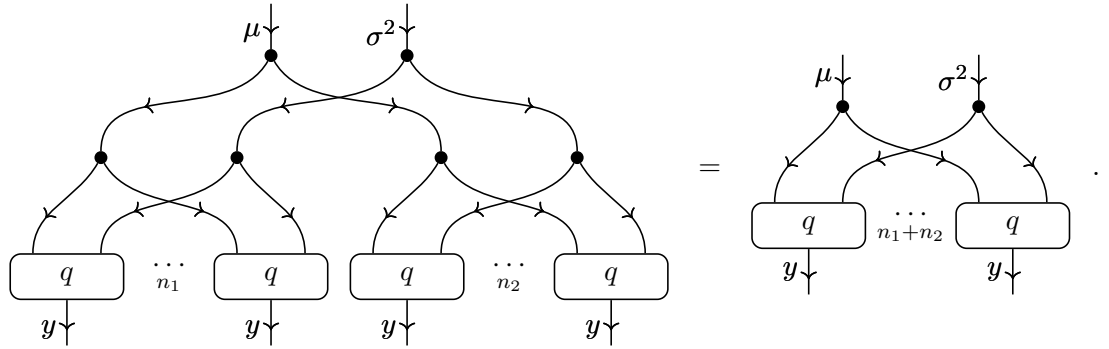


²If the ratio of the two variances is known, the model is a *weighted* linear model, often fit by the method

The assumption of equal variances, $\sigma_1^2 = \sigma_2^2$, is represented by the colax theory morphism $(1_S, 1_{\mu^{\otimes 2}} \otimes \Delta_{\sigma^2}, 1_{y^{\otimes n}}) : (S, p_n) \rightarrow (S, q_n)$. The further hypothesis

$$H_0 : \mu_1 = \mu_2$$

of equal means, as might be tested by a two-sample t -test, is represented by the colax morphism $(1_S, \Delta_\mu \otimes 1_{\sigma^2}, 1_{y^{\otimes n}}) : (S, q_n) \rightarrow (S, p_n)$, where the reduced sampling morphism $p_n : \mu \otimes \sigma^2 \rightarrow y^{\otimes n}$ is



Thus, under the null hypothesis of equal means, we recover the sampling morphism of the theory of one normal sample of size $n = n_1 + n_2$.

The theories of one or two normal samples generalize easily to the theory of k normal samples, for any number k . Models of this theory are linear models with a single discrete predictor taking k distinct values. The global null hypothesis $H_0 : \mu_1 = \dots = \mu_k$ of all means being equal is classically tested by an *analysis of variance*, or *ANOVA*. Extensions of this model to two or more discrete predictors are known as *two-way* or *multiway* ANOVAs. A large family of statistical theories ensues.

Normal means model The normal means model, also known as the normal sequence model, is widely studied in theoretical statistics and signal processing as a simple model that already exhibits important and generic features of high-dimensional estimation [Joh19]. Classically, the model is written as

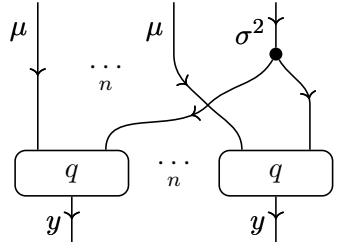
$$y_i \stackrel{\text{ind}}{\sim} \mathcal{N}(\mu_i, \sigma^2), \quad i = 1, \dots, n,$$

or, equivalently, as

$$y \sim \mathcal{N}_n(\mu, \sigma^2 I_n).$$

Although the two expressions are mathematically equivalent, they suggest different interpretations, leading to different statistical theories.

In the first case, we think of observing n independent normal variables with equal variance but possibly different means, say from a signal measured at discrete times indexed by $i = 1, \dots, n$. The *theory of a normal sequence of length n* has the underlying category \mathbf{S} and the sampling morphism $q_n : \mu^{\otimes n} \otimes \sigma^2 \rightarrow y^{\otimes n}$ given by



The intended model $M : \mathbf{S} \rightarrow \mathbf{Stat}$ is the univariate normal model defined earlier, assigning μ and y to the real numbers, σ^2 to the nonnegative real numbers, and $q : \mu \otimes \sigma^2 \rightarrow y$ to the normal family $\mathcal{N} : \mathbb{R} \times \mathbb{R}_+ \rightarrow \mathbb{R}$. The sampling distribution $M(q_n) : \mathbb{R}^n \times \mathbb{R}_+ \rightarrow \mathbb{R}^n$ is then the isotropic n -dimensional normal family.

Alternatively, consider a single observation of an isotropic normal vector in n -dimensional space. The corresponding statistical theory (\mathbf{S}, q) is that of one normal sample of size 1, and the intended model $M_n^{\text{iso}} : \mathbf{S} \rightarrow \mathbf{Stat}$ assigns μ and y to \mathbb{R}^n , σ^2 to \mathbb{R}_+ , and $q : \mu \otimes \sigma^2 \rightarrow y$ to the isotropic n -dimensional normal family.

The sampling distributions $M(q_n)$ and $M_n^{\text{iso}}(q)$ may be the same, but the statistical theories (\mathbf{S}, q_n) and (\mathbf{S}, q) , the statistical models M and M_n^{iso} , and the model homomorphisms are all importantly distinct. In Proposition 4.1.1, the symmetries of M were seen to be rescalings and reflection, so that $\text{Aut}(M) \cong \mathbb{R}^*$. The second model has a much larger group of symmetries.

Proposition 4.1.3. The category of isotropic multivariate normal models and model homomorphisms is isomorphic to the category of real matrices A such that AA^\top is proportional to the identity.

In particular, the automorphism group of the isotropic d -dimensional model M_d^{iso} is isomorphic to the conformal orthogonal group $\text{CO}(d)$, the direct product of the orthogonal group $\text{O}(d)$ with the group of dilations $\mathbb{R}_+^* := \{a \in \mathbb{R} : a > 0\}$.

of weighted least squares [SL03, §3.10]. A statistical theory for this model introduces two further morphism generators, conic-linear maps $v_1, v_2 : \sigma^2 \rightarrow \sigma^2$, and a suitable sampling morphism.

Proof. Arguing as in Proposition 4.1.2, a morphism $\alpha : M_d^{\text{iso}} \rightarrow M_{d'}^{\text{iso}}$ consists of linear maps $\alpha_\mu, \alpha_y : \mathbb{R}^d \rightarrow \mathbb{R}^{d'}$ and a conic-linear map $\alpha_{\sigma^2} : \mathbb{R}_+ \rightarrow \mathbb{R}_+$ (a nonnegative scalar) such that

$$\mathcal{N}_{d'}(\alpha_\mu \mu, \alpha_{\sigma^2} \sigma^2 I_{d'}) = \alpha_y \mathcal{N}_d(\mu, \sigma^2 I_d)$$

for every $\mu \in \mathbb{R}^d$ and $\sigma^2 \geq 0$. This happens if and only if there exists a matrix $A \in \mathbb{R}^{d' \times d}$ such that $\alpha_\mu = \alpha_y = A$ and $AA^\top = \alpha_{\sigma^2} I_{d'}$. Thus, A has the form $A = aU$, where $\alpha_{\sigma^2} = a^2$ and Q is a semi-orthogonal matrix satisfying $QQ^\top = I_{d'}$. \square

The normal means model highlights the principle, implicit throughout the whole development, that choosing a statistical theory amounts to deciding what structure is essential to the problem at hand and that this choice determines what are the allowed models and model homomorphisms. If the components y_1, \dots, y_n are regarded as distinct observational units, say observations at particular times or of particular subjects, then one ought to choose the theory of a normal sequence (S, q_n) . The observational units are explicitly recorded in the sampling morphism $q_n : \mu^{\otimes n} \otimes \sigma^2 \rightarrow y^{\otimes n}$ and the model homomorphisms are not permitted to mix components, which would destroy the interpretation of the data. On the other hand, if the components y_1, \dots, y_n are expressed in an arbitrary coordinate system, say from a measurement in three-dimensional space ($n = 3$) with fixed origin, then the alternate theory (S, q) may be preferable, as the model homomorphisms allow for arbitrary rotations of the coordinate system.

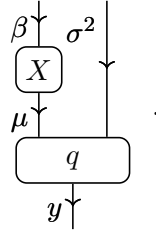
Due to the existence of theory morphisms, choosing one statistical theory does not preclude consideration of other theories. The supply preserving functor $F_n : S \rightarrow S$ mapping the objects μ, σ^2 , and y to $\mu^{\otimes n}, \sigma^2$, and $y^{\otimes n}$ and the morphism q to q_n is a strict morphism of theories $F_n : (S, q) \rightarrow (S, q_n)$. Thus, the theory of a normal sequence (S, q_n) can be seen as a specialization of the theory (S, q) . The model migration functor $F_n^* : \text{Mod}(S) \rightarrow \text{Mod}(S)$ recovers the n -dimensional isotropic model $F_n^*(M) = M_n^{\text{iso}}$ from the univariate model M .

4.2 Linear models with general design

The k -sample normal model and normal means model are both special cases of the linear regression model, obtained by suitable choices of the design matrix. In its general form, the linear regression model has several formulations as a statistical theory, differing according to whether one, both, or neither of the dimensions of the design matrix are made explicit.

Following tradition, we denote the number of observations by n and the number of predictors by p , so that the design matrix is an $n \times p$ real matrix.

Linear models The weakest of the theories, the *theory of a linear model*, has underlying category **LM** presented by vector space objects β , μ , and y , a conical space object σ^2 , a linear map $X : \beta \rightarrow \mu$, and a linear-quadratic morphism $q : \mu \otimes \sigma^2 \rightarrow y$. The sampling morphism $p : \beta \otimes \sigma^2 \rightarrow y$ is



The intended models $M : \mathbf{LM} \rightarrow \mathbf{Stat}$ take $M(\beta)$ to be \mathbb{R}^p , for some dimension p ; both $M(\mu)$ and $M(y)$ to be \mathbb{R}^n , for some dimension n ; $M(\sigma^2)$ to be the nonnegative reals; $M(X)$ to be any matrix $X_M \in \mathbb{R}^{n \times p}$; and $M(q)$ to be the n -dimensional isotropic normal family. The sampling distribution $M(p) : \mathbb{R}^p \times \mathbb{R}_+ \rightarrow \mathbb{R}^n$ is then

$$y \sim \mathcal{N}_n(X_M \beta, \sigma^2 I_n)$$

with parameters $\beta \in \mathbb{R}^p$ and $\sigma^2 \geq 0$. Unlike in the previous section, the theory does not have a single preferred model, but a whole of family of models with different design matrices.

Proposition 4.2.1. A morphism $\alpha : M \rightarrow M'$ between linear models M and M' is uniquely determined by matrices $A \in \mathbb{R}^{n' \times n}$ and $B \in \mathbb{R}^{p' \times p}$ such that AA^\top is proportional to the identity matrix and A and B intertwine the design matrices:

$$AX_M = X_{M'}B.$$

In particular, an isomorphism $\alpha : M \cong M'$ can exist only if $n = n'$ and $p = p'$ and is then uniquely determined by matrices $A \in \text{CO}(n)$ and $B \in \text{GL}(p, \mathbb{R})$ exhibiting the design matrices as equivalent:

$$X_{M'} = AX_M B^{-1}.$$

Proof. A morphism $\alpha : M \rightarrow M'$ consists of linear maps $\alpha_\beta : \mathbb{R}^p \rightarrow \mathbb{R}^{p'}$ and $\alpha_\mu, \alpha_y : \mathbb{R}^n \rightarrow$

$\mathbb{R}^{n'}$ and a conic-linear map $\alpha_{\sigma^2} : \mathbb{R}_+ \rightarrow \mathbb{R}_+$ making the diagrams

$$\begin{array}{ccc} \mathbb{R}^p & \xrightarrow{X_M} & \mathbb{R}^n \\ \alpha_\beta \downarrow & & \downarrow \alpha_\mu \\ \mathbb{R}^{p'} & \xrightarrow{X_{M'}} & \mathbb{R}^{n'} \end{array} \quad \begin{array}{ccc} \mathbb{R}^n \times \mathbb{R}_+ & \xrightarrow{\mathcal{N}_n^{\text{iso}}} & \mathbb{R}^n \\ \alpha_\mu \times \alpha_{\sigma^2} \downarrow & & \downarrow \alpha_y \\ \mathbb{R}^{n'} \times \mathbb{R}_+ & \xrightarrow{\mathcal{N}_{n'}^{\text{iso}}} & \mathbb{R}^{n'} \end{array}$$

commute. From the proof of Proposition 4.1.3, we know that the second diagram amounts to having $\alpha_\mu = \alpha_y = A$ for some matrix $A \in \mathbb{R}^{n' \times n}$ such that $AA^\top = \alpha_{\sigma^2} I_{n'}$. Defining the matrix $B := \alpha_\beta \in \mathbb{R}^{p' \times p}$, the first diagram becomes the equation $AX_M = X_{M'}B$. The morphism $\alpha : M \rightarrow M'$ is invertible if and only if its components are, which happens if and only if A and B are invertible. \square

So, isomorphic linear models have equivalent design matrices, or design matrices of the same rank. But the change of basis matrix A must be a conformal orthogonal matrix, adding many further constraints. It is therefore *not* the case that any two linear models of equal size and equal rank are isomorphic. Even a non-invertible morphism from M to M' is significantly constrained. Except in the degenerate case that $A = 0$, the condition that AA^\top is proportional to the identity $I_{n'}$ implies that $n' \leq n$. A general morphism of linear models can thus be interpreted as a kind of projection from a larger model onto a smaller one. In particular, $X_{M'}$ may be obtained by selecting a subset of rows from X_M , so that A is the corresponding selection matrix in $\{0, 1\}^{n' \times n}$ and B is the identity matrix I_p .

The affine version of the linear model has a larger group of symmetries encompassing location transformations. Let the *theory of an affine model*,³ (AM, p) , be presented as the theory of a linear model, except that β , μ , and y are affine space objects, $X : \beta \rightarrow \mu$ is an affine map, and $q : \mu \otimes \sigma^2 \rightarrow y$ is an affine-quadratic morphism. A model $M : \text{AM} \rightarrow \text{Stat}$ then allows the design $X_M : \mathbb{R}^p \rightarrow \mathbb{R}^n$ to be an affine map, so that the regression function has a fixed, generally nonzero intercept. Such models occur rarely; in practice, the intercept is usually unknown and is fitted to the data by including a constant column in the design matrix. So, consider instead the affine models obtained from linear models by applying the model migration functor $\text{aff}^* : \text{Mod}(\text{LM}) \rightarrow \text{Mod}(\text{AM})$, induced by the inclusion functor $\text{aff} : \text{AM} \hookrightarrow \text{LM}$.

Proposition 4.2.2. For any linear models M and M' , a morphism $\alpha : \text{aff}^*(M) \rightarrow \text{aff}^*(M')$

³The term “affine model” is not standard in statistics, as the linear and affine aspects of regression are not usually distinguished.

is uniquely determined by a matrices $A \in \mathbb{R}^{n \times n'}$ and $B \in \mathbb{R}^{p' \times p}$ and vectors $b \in \mathbb{R}^{n'}$ and $c \in \mathbb{R}^{p'}$ such that AA^\top is proportional to the identity matrix and the design matrices are intertwined as

$$AX_M = X_{M'}B \quad \text{and} \quad b = X_{M'}c.$$

Proof. The morphism α consists of affine maps $\alpha_\beta : \mathbb{R}^p \rightarrow \mathbb{R}^{p'}$ and $\alpha_\mu, \alpha_y : \mathbb{R}^n \rightarrow \mathbb{R}^{n'}$ and a conic-linear map $\alpha_{\sigma^2} : \mathbb{R}_+ \rightarrow \mathbb{R}_+$ making the two diagrams of Proposition 4.2.1 commute. The second diagram, concerning the isotropic normal family, implies that if α_y is the affine map $y \mapsto Ay + b$, then $\alpha_\mu = \alpha_y$ and $AA^\top = \alpha_{\sigma^2}I_{n'}$. If α_β is the affine map $\beta \mapsto B\beta + c$, then the first diagram is the equation

$$AX_M\beta + b = X_{M'}(B\beta + c),$$

which holds for all $\beta \in \mathbb{R}^p$. Setting $\beta = 0$ shows that $b = X_{M'}c$. The equation that remains is $AX_M = X_{M'}B$. \square

Ordinary least squares (OLS) linear regression, the most basic method of fitting a linear model, is equivariant under model isomorphism. It is even “laxly” equivariant under model homomorphism.

Theorem 4.2.3 (Equivariance of linear regression). Let $\alpha : \text{aff}^*(M) \rightarrow \text{aff}^*(M')$ be a morphism of linear models M and M' with design matrices $X_M \in \mathbb{R}^{n \times p}$ and $X_{M'} \in \mathbb{R}^{n' \times p'}$. For any data $y \in \mathbb{R}^n$ and parameters $\beta \in \mathbb{R}^p$, the transformed data $y' := \alpha_y(y) := Ay + b$ and transformed parameters $\beta' := \alpha_\beta(\beta) := B\beta + c$ satisfy

$$\|X_{M'}\beta' - y'\| \leq a\|X_M\beta - y\|,$$

where $a := \sqrt{\alpha_{\sigma^2}}$. In particular, if $\alpha : \text{aff}^*(M) \cong \text{aff}^*(M')$ is an isomorphism, then it sends minimizers $\hat{\beta} \in \text{argmin}_{\beta \in \mathbb{R}^p} \|X_M\beta - y\|$ to minimizers $\hat{\beta}' \in \text{argmin}_{\beta' \in \mathbb{R}^{p'}} \|X_{M'}\beta' - y'\|$.

Proof. Using the relations $AX_M = X_{M'}B$ and $b = X_{M'}c$, calculate that

$$X_{M'}\beta' - y' = X_{M'}(B\beta + c) - (Ay + b) = A(X_M\beta - y)$$

Decompose the matrix A as aQ , where $a^2 = \alpha_{\sigma^2}$ and $QQ^\top = I_{n'}$. Since $P_Q := Q^\top Q \in \mathbb{R}^{n \times n}$ is an orthogonal projection, it follows that $X_{M'}\beta' - y' = aQ(X_M\beta - y)$ and

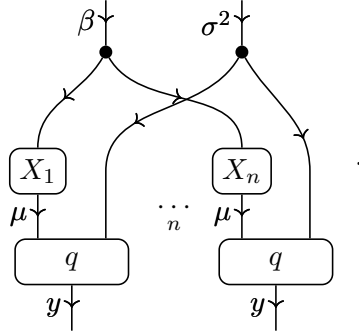
$$\|X_{M'}\beta' - y'\| = a\|Q(X_M\beta - y)\| = a\|P_Q(X_M\beta - y)\| \leq a\|X_M\beta - y\|,$$

proving the desired inequality. If, moreover, the homomorphism α is an isomorphism, then y and y' , and also β and β' , are in one-to-one correspondence through α_y and α_β . Applying the inequality to the inverse isomorphism α^{-1} yields $\|X_M\beta - y\| \leq a^{-1}\|X_{M'}\beta' - y'\|$, so that the least-squares objectives are proportional,

$$\|X_{M'}\beta' - y'\| = a\|X_M\beta - y\|,$$

with nonzero constant of proportionality a . Thus, $\alpha : \text{aff}^*(M) \cong \text{aff}^*(M')$ establishes a one-to-one correspondence between least-squares solutions under the designs X_M and $X_{M'}$. \square

Linear models with n observations Another formulation of the linear model makes the number of observations explicit in the theory, as in most theories from the previous section. The *theory of a linear model on n observations* has underlying category LM_n presented by vector space objects β , μ , and y , a conical space object σ^2 , linear maps $X_1, \dots, X_n : \beta \rightarrow \mu$, and a linear-quadratic morphism $q : \mu \otimes \sigma^2 \rightarrow y$. The sampling morphism $p_n : \beta \otimes \sigma^2 \rightarrow y^{\otimes n}$ is



An intended model $M : \text{LM}_n \rightarrow \text{Stat}$ assigns $M(\beta) = \mathbb{R}^p$, for some dimension p ; $M(\mu) = M(y) = \mathbb{R}$ and $M(\sigma^2) = \mathbb{R}_+$; $M(X_1), \dots, M(X_n)$ to be linear functionals $X_{M,1}, \dots, X_{M,n} : \mathbb{R}^p \rightarrow \mathbb{R}$, identified with row vectors in $\mathbb{R}^{1 \times p}$; and $M(q)$ to be the univariate normal family. The sampling morphism $M(p_n) : \mathbb{R}^p \times \mathbb{R}_+ \rightarrow \mathbb{R}^n$ can then be written as

$$y_i \stackrel{\text{ind}}{\sim} \mathcal{N}(X_{M,i}\beta, \sigma^2), \quad i = 1, \dots, n.$$

The analogue of Proposition 4.2.1, with a similar proof, is:

Proposition 4.2.4. A morphism $\alpha : M \rightarrow M'$ between linear models M and M' on n observations is uniquely determined by a scalar $a \in \mathbb{R}$ and a matrix $B \in \mathbb{R}^{p' \times p}$ such that

$$aX_{M,i} = X_{M',i}B, \quad \forall i = 1, \dots, n.$$

In particular, an isomorphism $\alpha : M \cong M'$ can exist only if $p = p'$ and is then uniquely determined by a scalar $a \in \mathbb{R}^*$ and a matrix $B \in \text{GL}(p, \mathbb{R})$ such that

$$X_{M',i} = aX_{M,i} B^{-1}, \quad \forall i = 1, \dots, n.$$

Under the theory of a linear model on n observations, two linear models are isomorphic if and only if their feature vectors on each observation are *simultaneously* equivalent as matrices. This is stronger than isomorphism under the theory of a linear model. Indeed, forming the $n \times p$ design matrices X_M and $X_{M'}$ by stacking row vectors, we have $X_{M'} = AX_M B^{-1}$, where $A := aI_n$ is a conformal orthogonal matrix.

The theories of one normal sample, two normal samples, and a normal sequence are all specializations of the theory of a linear model on n observations. In the first case, define the supply preserving functor $F : \text{LM}_n \rightarrow \mathbf{S}$ sending β to μ , all of X_1, \dots, X_n to the identity 1_μ , and preserving the other generators.

$$F : \begin{array}{c} \beta \downarrow \\ \boxed{X_i} \\ \mu \uparrow \end{array} \mapsto \begin{array}{c} | \\ \mu \uparrow \end{array}, \quad i = 1, \dots, n.$$

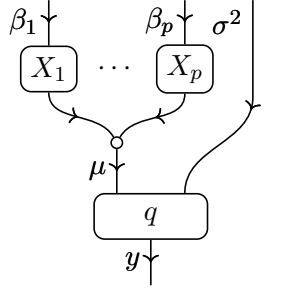
Then $F : (\text{LM}_n, p_n) \rightarrow (\mathbf{S}, p_n)$ is a strict morphism from the theory of a linear model on n observations into the theory of a normal sample of size n . Next, for any numbers $\mathbf{n} = (n_1, n_2)$ with $n_1 + n_2 = n$, define the functor $G : \text{LM}_n \rightarrow \mathbf{S}$ sending β to $\mu^{\otimes 2}$, all of X_1, \dots, X_n to the projection $\pi_{\mu,\mu}$, the rest of X_{n_1+1}, \dots, X_n to the other projection $\pi'_{\mu,\mu}$, and preserving the other generators.

$$G : \left\{ \begin{array}{ll} \begin{array}{c} \beta \downarrow \\ \boxed{X_i} \\ \mu \uparrow \end{array} \mapsto \begin{array}{c} | \\ \mu \uparrow \end{array} \quad \begin{array}{c} \mu \downarrow \\ \bullet \end{array} & i = 1, \dots, n_1 \\ \begin{array}{c} \beta \downarrow \\ \boxed{X_i} \\ \mu \uparrow \end{array} \mapsto \begin{array}{c} \mu \downarrow \\ \bullet \end{array} \quad \begin{array}{c} | \\ \mu \uparrow \end{array} & i = n_1 + 1, \dots, n_1 + n_2. \end{array} \right.$$

Then $G : (\text{LM}_n, p_n) \rightarrow (\mathbf{S}, q_n)$ is a morphism into the theory of two homoscedastic normal samples of sizes n_1 and n_2 . Finally, the functor $H : \text{LM}_n \rightarrow \mathbf{S}$ sending β to $\mu^{\otimes n}$, each X_i to the i th projection $\mu^{\otimes n} \rightarrow \mu$, and preserving the other generators is a morphism

$H : (\mathbf{LM}_n, p_n) \rightarrow (\mathbf{S}, q_n)$ into the theory of a normal sequence of length n . The model migration functors $F^*, G^*, H^* : \mathbf{Mod}(\mathbf{S}) \rightarrow \mathbf{Mod}(\mathbf{LM}_n)$ yield the expected linear models when applied to the univariate normal model.

Linear model with p predictors The next formulation of the linear model reverses the convention of the previous one, making the predictors explicit in the theory but suppressing the individual observations. The *theory of a linear model with p predictors* has underlying category \mathbf{LM}_p presented by vector space objects $\beta_1, \dots, \beta_p, \mu$, and y , a conical space object σ^2 , linear maps $X_j : \beta_j \rightarrow \mu$ for $j = 1, \dots, p$, and a linear-quadratic morphism $q : \mu \otimes \sigma^2 \rightarrow y$. The sampling morphism $q_p : \beta_1 \otimes \dots \otimes \beta_p \otimes \sigma^2 \rightarrow y$ is



The choice of a theory with distinct objects β_1, \dots, β_p , rather than with a single object β and a sampling morphism $\beta^{\otimes p} \otimes \sigma^2 \rightarrow y$, is not of great significance, although it does have a few consequences. One is that a model is allowed to assign parameter subspaces of different dimensionalities to different β_j 's, which can be useful when parameters occur in groups of different sizes.

Nevertheless, the default models $M : \mathbf{LM}_p \rightarrow \mathbf{Stat}$ assign all of β_1, \dots, β_p to be \mathbb{R} , both μ and y to be \mathbb{R}^n , for some number n ; σ^2 to be \mathbb{R}_+ ; each of X_1, \dots, X_p to be linear maps $X_{M,1}, \dots, X_{M,p} : \mathbb{R} \rightarrow \mathbb{R}^n$, identified with vectors in \mathbb{R}^n ; and q to be the n -dimensional isotropic normal family. The sampling morphism $M(q_p)$ can then be written as

$$y \sim \mathcal{N}_n(X_{M,1}\beta_1 + \dots + X_{M,p}\beta_p, \sigma^2 I_n).$$

For these models, the analogue of Propositions 4.2.1 and 4.2.4 is:

Proposition 4.2.5. A morphism $\alpha : M \rightarrow M'$ between linear models M and M' with p predictors is uniquely determined by a matrix $A \in \mathbb{R}^{n' \times n}$ and scalars $b_1, \dots, b_p \in \mathbb{R}$ such

that AA^\top is proportional to the identity matrix and

$$AX_{M,j} = b_j X_{M',j}, \quad \forall j = 1, \dots, p.$$

In particular, an isomorphism $\alpha : M \cong M'$ can exist only if $n = n'$ and is then uniquely determined by a matrix $A \in \text{CO}(n)$ and scalars $b_1, \dots, b_p \in \mathbb{R}^*$ such that

$$X_{M',j} = b_j^{-1} AX_{M,j}, \quad \forall j = 1, \dots, p.$$

Proof. A morphism $\alpha : M \rightarrow M'$ consists of linear maps $\alpha_{\beta_1}, \dots, \alpha_{\beta_p} : \mathbb{R} \rightarrow \mathbb{R}$, linear maps $\alpha_\mu, \alpha_y : \mathbb{R}^n \rightarrow \mathbb{R}^{n'}$, and a conic-linear map $\alpha_{\sigma^2} : \mathbb{R}_+ \rightarrow \mathbb{R}_+$ making the diagrams

$$\begin{array}{ccc} \mathbb{R} & \xrightarrow{X_{M,j}} & \mathbb{R}^n \\ \alpha_{\beta_j} \downarrow & & \downarrow \alpha_\mu \\ \mathbb{R} & \xrightarrow{X_{M',j}} & \mathbb{R}^{n'} \end{array} \quad \begin{array}{ccc} \mathbb{R}^n \times \mathbb{R}_+ & \xrightarrow{\mathcal{N}_n^{\text{iso}}} & \mathbb{R}^n \\ \alpha_\mu \times \alpha_{\sigma^2} \downarrow & & \downarrow \alpha_y \\ \mathbb{R}^{n'} \times \mathbb{R}_+ & \xrightarrow{\mathcal{N}_{n'}^{\text{iso}}} & \mathbb{R}^{n'} \end{array}$$

commute for all $j = 1, \dots, p$. By the now familiar argument, the last diagram is equivalent to having $\alpha_\mu = \alpha_y = A$ for some matrix $A \in \mathbb{R}^{n' \times n}$ such that $AA^\top = \alpha_{\sigma^2} I_{n'}$. Setting $b_j := \alpha_{\beta_j}$, the other diagrams are the equations $AX_{M,j} = b_j X_{M',j}$ for $j = 1, \dots, p$. \square

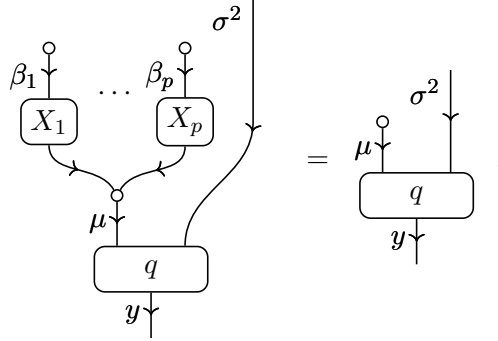
By defining the theory of a linear model with p predictors to have distinct objects β_1, \dots, β_p , a model homomorphism is allowed to rescale each predictor individually. Such transformations are useful when the predictors have different dimensions of measurement, say for converting one predictor from feet to meters and another from pounds to kilograms. Similarly to the linear model on n observations, isomorphism under the theory of a linear model with p predictions is stronger than under the general theory of a linear model. Indeed, forming the $n \times p$ design matrices X_M and $X_{M'}$ by stacking column vectors, we have $X_{M'} = AX_M B^{-1}$, where $B := \text{diag}(b_1, \dots, b_p)$ is an invertible diagonal matrix.

The global null hypothesis

$$H_0 : \beta_1 = \dots = \beta_p = 0,$$

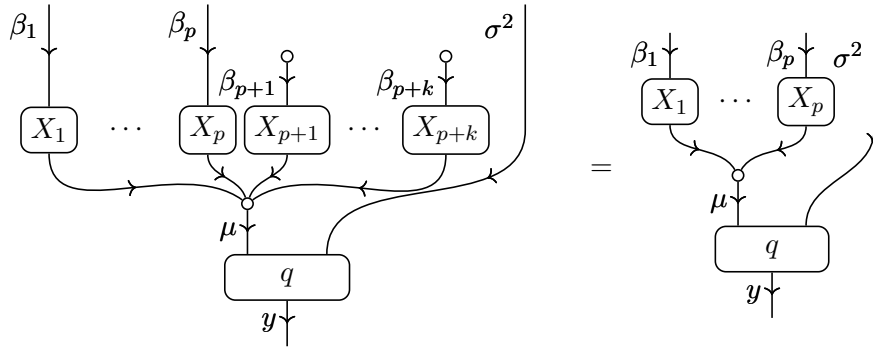
as might be tested by an F -test, is represented by the colax morphism $(1_{\text{LM}_p}, 0_\beta \otimes 1_{\sigma^2}, 1_y) : (\text{LM}_p, q_p) \rightarrow (\text{LM}_p, q_{p,0})$, where the object β is shorthand for $\beta_1 \otimes \dots \otimes \beta_p$ and the reduced

sampling morphism $q_{p,0} : \sigma^2 \rightarrow y$ is



The individual null hypotheses $H_{0,j} : \beta_j = 0$ for $j = 1, \dots, p$, as might be tested by marginal t -tests, are expressed similarly.

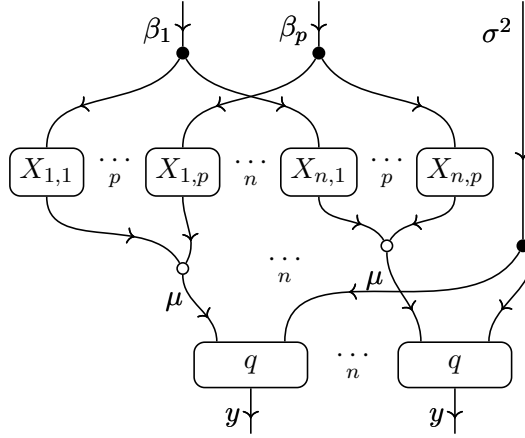
As another relation in this vein, consider enlarging a linear model with p predictors to a linear model with an additional k predictors. The inclusion functor $\iota : \mathbf{LM}_p \hookrightarrow \mathbf{LM}_{p+k}$ defines a colax theory morphism $(\iota, 1_{\beta_{1:p}} \otimes 0_{\beta_{p+1:p+k}} \otimes 1_{\sigma^2}, 1_y) : (\mathbf{LM}_p, q_p) \rightarrow (\mathbf{LM}_{p+k}, q_{p+k})$, where we use the shorthand $\beta_{i:i+j} := \beta_i \otimes \dots \otimes \beta_{i+j}$ for any numbers i, j . The colaxness equation for this morphism



generalizes that of the global null hypothesis, which is the case where $p = 0$. The model migration functor $\iota^* : \mathbf{Mod}(\mathbf{LM}_{p+k}) \rightarrow \mathbf{Mod}(\mathbf{LM}_p)$ sends a linear model with $p+k$ predictors to a linear model with p predictors by setting the last k coefficients to zero.

Linear model with n observations and p predictors The last formulation of the linear model considered here jointly refines the two previous theories by making both the observations and the predictors explicit in the theory. The *theory of a linear model on n observations and p predictors* has underlying category $\mathbf{LM}_{n,p}$ presented by vector space objects $\beta_1, \dots, \beta_p, \mu$, and y , a conical space object σ^2 , linear maps $X_{i,j} : \beta_j \rightarrow \mu$ for

$i = 1, \dots, n$ and $j = 1, \dots, p$, and a linear-quadratic morphism $q : \mu \otimes \sigma^2 \rightarrow y$. The sampling morphism $q_{n,p} : \beta_1 \otimes \dots \otimes \beta_p \otimes \sigma^2 \rightarrow y^{\otimes n}$ is



The intended models $M : \mathbf{LM}_{n,p} \rightarrow \mathbf{Stat}$ assign all of β_1, \dots, β_p , μ , and y to be \mathbb{R} , the object σ^2 to be \mathbb{R}_+ , and the morphism q to be the univariate normal family. The morphisms $X_{i,j}$ are then arbitrary scalars $X_{M,i,j} \in \mathbb{R}$, and the sampling distribution $M(q_{n,p})$ can be written as

$$y_i \stackrel{\text{ind}}{\sim} \mathcal{N}(X_{M,i,1} \beta_1 + \dots + X_{M,i,p} \beta_p, \sigma^2), \quad i = 1, \dots, n.$$

Following Propositions 4.2.4 and 4.2.5, it is easily shown that:

Proposition 4.2.6. A morphism $\alpha : M \rightarrow M'$ between linear models M and M' with n observations and p predictors consists of scalars $a := \alpha_\mu = \alpha_y$ and $b_j := \alpha_{\beta_j}$, $j = 1, \dots, p$, where $\alpha_{\sigma^2} = a^2$, such that

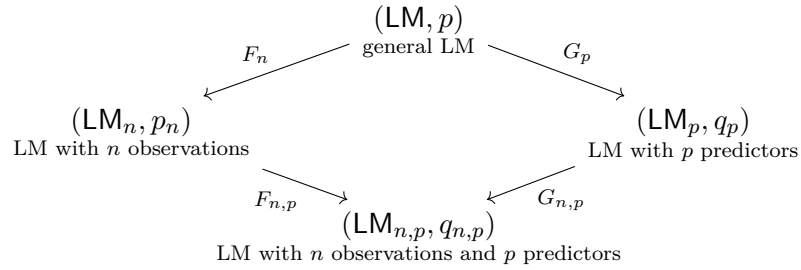
$$aX_{M,i,j} = b_jX_{M',i,j}, \quad \forall i = 1, \dots, n, \quad j = 1, \dots, p.$$

The morphism α is an isomorphism if and only if all of a, b_1, \dots, b_p are nonzero.

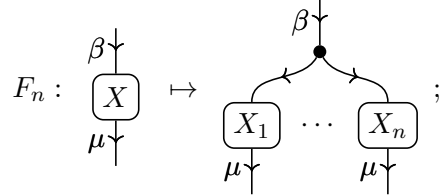
So, under the theory with n and p fixed, two linear models are isomorphic if and only if each pair of corresponding columns in the design matrices $X_M := (X_{M,i,j})_{i,j}$ and $X_{M'} := (X_{M',i,j})_{i,j}$ are proportional. This condition is quite strong, certainly stronger than isomorphism under any of the previous theories. But this theory of a linear model is still not the most explicit possible. For any fixed matrix $X \in \mathbb{R}^{n \times p}$, a fully specified *theory of a linear model with design matrix X* takes the category \mathbf{S} from the previous section and directly encodes matrix multiplication by X into the sampling morphism via the scalar multiplications $X_{i,j} : \mu \rightarrow \mu$. The theories of k normal samples or of a normal sequence can

be seen as arising this way. However, outside of these special cases, this form of the theory of a linear model seems to be too explicit to be practical.

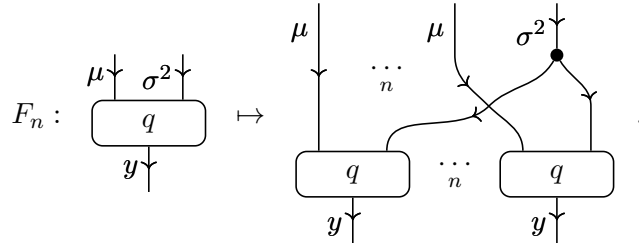
Relations between theories The four theories of the linear model are related to each other by refinement of the design matrix, by dividing the full matrix into rows or columns and then dividing the rows or columns into their individual components. The relationships are formalized by a commutative diagram of strict theory morphisms.



In presenting these functors, we adopt the convention that any generator not explicitly mapped is preserved in the sense of being mapped to the corresponding generator with the same name. The supply preserving functor $F_n : \text{LM} \rightarrow \text{LM}_n$ sends μ to $\mu^{\otimes n}$ and y to $y^{\otimes n}$; divides the design morphism by rows,



and divides the morphism q accordingly



Note that the right-hand side is the sampling morphism of the theory of a normal sequence of length n . Similarly, the functor $G_p : \text{LM} \rightarrow \text{LM}_p$ sends β to $\beta_1 \otimes \cdots \otimes \beta_p$ and divides the

design matrix by columns,

$$G_p : \begin{array}{c} \beta \downarrow \\ \boxed{X} \\ \mu \downarrow \end{array} \mapsto \begin{array}{c} \beta_1 \downarrow \quad \beta_p \downarrow \\ \boxed{X_1} \cdots \boxed{X_p} \\ \swarrow \quad \searrow \\ \circ \\ \mu \downarrow \end{array} .$$

This defines morphisms comprising the upper legs of the commutative diagrams.

As for the lower legs, the functor $F_{n,p} : \mathbf{LM}_n \rightarrow \mathbf{LM}_{n,p}$ sends β to $\beta_1 \otimes \cdots \otimes \beta_p$ and divides each row of the design matrix into its components,

$$F_{n,p} : \begin{array}{c} \beta \downarrow \\ \boxed{X_i} \\ \mu \downarrow \end{array} \mapsto \begin{array}{c} \beta_1 \downarrow \quad \beta_p \downarrow \\ \boxed{X_{i,1}} \cdots \boxed{X_{i,p}} \\ \swarrow \quad \searrow \\ \circ \\ \mu \downarrow \end{array}, \quad i = 1, \dots, n.$$

Finally, the functor $G_{n,p} : \mathbf{LM}_p \rightarrow \mathbf{LM}_{n,p}$ sends μ to $\mu^{\otimes n}$ and y to $y^{\otimes n}$; divides each column of the design matrix into its components,

$$G_{n,p} : \begin{array}{c} \beta_j \downarrow \\ \boxed{X_j} \\ \mu \downarrow \end{array} \mapsto \begin{array}{c} \beta_j \downarrow \\ \bullet \\ \swarrow \quad \searrow \\ \boxed{X_{1,j}} \cdots \boxed{X_{n,j}} \\ \mu \downarrow \quad \mu \downarrow \end{array}, \quad j = 1, \dots, n;$$

and acts on the morphism q in the same way as the functor $F_n : \mathbf{LM} \rightarrow \mathbf{LM}_n$.

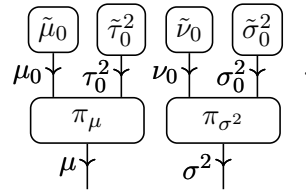
4.3 Bayesian and hierarchical linear models

The algebraic view of statistical modeling formalizes the everyday practice of building complex statistical models out of simpler ones. By way of illustration, this section constructs hierarchical linear models from the standard linear model. Linear models with hierarchical structure go by many names, including but not limited to *hierarchical models*, *multilevel models*, *random coefficient models*, *random-effects models*, and *mixed* or *mixed-effects models*. As the proliferation of names suggests, there many kinds of hierarchical models and perspectives on them. This section treats a few basic hierarchical extensions of the linear

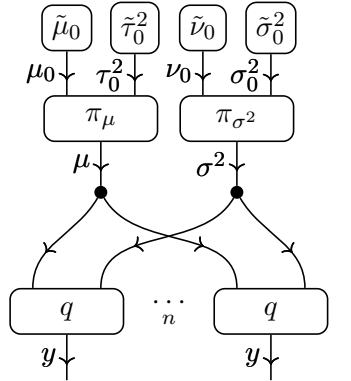
models in Sections 4.1 and 4.2. Although their interpretations and statistical inference differ, frequentist hierarchical models are also structurally similar to Bayesian models, and so we begin with an example of the latter.

Bayesian one-sample models Among the simplest Bayesian models of continuous data are those of a normal sample with unknown mean and variance, the Bayesian version of one-sample normal model from Section 4.1. We present two versions of a Bayesian theory of one normal sample, the first making the priors on the mean and variance independent and the second giving them a hierarchical structure.

Define the first Bayesian theory $(T_{\text{ind}}, p_n, \pi)$ of one normal sample of size n as follows. Let T_{ind} be generated by vector objects y , μ , and μ_0 ; conical space objects σ^2 , σ_0^2 , and τ_0^2 ; a discrete object ν_0 ; linear-quadratic morphisms $q : \mu \otimes \sigma^2 \rightarrow \mu$ and $\pi_\mu : \mu_0 \otimes \tau_0^2 \rightarrow \mu$; a morphism $\pi_{\sigma^2} : \nu_0 \otimes \sigma_0^2 \rightarrow \sigma^2$, homogeneous in its second argument; and hyperparameters $\tilde{\mu}_0$, $\tilde{\sigma}_0^2$, $\tilde{\tau}_0^2$, and $\tilde{\nu}_0$. Here the *hyperparameter* $\tilde{\theta}$ corresponding to an object θ is decorated with a tilde and is a deterministic generalized element of that object, that is, a map $\tilde{\theta} : I \rightarrow \theta$. The sampling morphism $p_n : \mu \otimes \sigma^2 \rightarrow y^{\otimes n}$ of the Bayesian theory is that of the theory of one normal sample of size n , defined in Section 4.1. Finally, the prior morphism $\pi : I \rightarrow \mu \otimes \sigma^2$ is the independent product



The marginal, or prior predictive, morphism $\pi \cdot p_n : I \rightarrow y^{\otimes n}$ is then



The standard univariate models $M : \mathbf{T}_{\text{ind}} \rightarrow \mathbf{Stat}$ of this Bayesian theory assign the objects y , μ , and μ_0 to \mathbb{R} ; the objects σ^2 , σ_0^2 , and τ_0^2 to \mathbb{R}_+ ; the object ν_0 to $\mathbb{R}_+^* = (0, \infty)$; the morphisms q and π_μ to the univariate normal family; and the morphism π_{σ^2} to the reparameterized inverse-gamma family

$$M(\pi_{\sigma^2}) : \mathbb{R}_+^* \times \mathbb{R}_+ \rightarrow \mathbb{R}_+, (\nu_0, \sigma_0^2) \mapsto \text{Inv-Gamma} \left(\frac{\nu_0}{2}, \frac{\nu_0 \sigma_0^2}{2} \right).$$

Here the *inverse-gamma distribution* $\text{Inv-Gamma}(\alpha, \beta)$ is the distribution of the reciprocal of a $\text{Gamma}(\alpha, \beta)$ random variable, where the gamma distribution is parameterized by shape α and rate β . The reparameterized family $M(\pi_{\sigma^2})$ is sometimes called the *scaled inverse chi-squared family* [Gel+13, §2.6]. Each Bayesian model M also includes a choice of hyperparameters $\mu_{0,M} := M(\tilde{\mu}_0) \in \mathbb{R}$; $\sigma_{0,M}^2, \tau_{0,M}^2 \in \mathbb{R}_+$; and $\nu_{0,M} \in \mathbb{R}_+^*$.

In classical notation, this Bayesian model is specified by a list of assertions about the conditional distributions of random variables:

$$\begin{aligned} \mu &\sim \mathcal{N}(\mu_0, \tau_0^2) \\ \sigma^2 &\sim \text{Inv-Gamma}(\nu_0/2, \nu_0 \sigma_0^2/2) \\ y_1, \dots, y_n \mid \mu, \sigma^2 &\stackrel{\text{iid}}{\sim} \mathcal{N}(\mu, \sigma^2). \end{aligned}$$

The independence of μ and σ^2 under the prior is implicit in the notation, as is the distinction between parameters and hyperparameters.

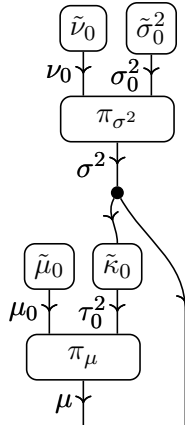
Unless their hyperparameters bear certain relations to each other, two Bayesian models M and M' will not be related by any nontrivial model homomorphisms $M \rightarrow M'$. A generic Bayesian model likewise has no nontrivial automorphisms. This situation reflects a common criticism of invariance principles in statistics, namely that the prior information we usually possess nullifies geometrical symmetries of location or scale. On the other hand, if noninformative priors are desired, then invariance principles provide a way of generating them [Rob07, Chapter 9].

Bayesian theories tend to have a greater number of plausible models than the corresponding frequentist theories, as the choice of priors and hyperparameters is not canonical. The inverse-gamma family is, for reasons of analytical convenience, the classic choice of prior for the top-level scale parameter in a Bayesian model, but it has been argued that the half t -family makes for a better default [Gel06; PS12]. A model M of the Bayesian theory above would then assign $M(\nu_0) = \{1, 2, \dots\}$, $M(\sigma_0^2) = \mathbb{R}_+$, and $M(\pi_{\sigma^2})$ to be the *half t -family*,

that is, the distribution of the absolute value of a centered t -random variable, having ν_0 degrees of freedom and scale parameter σ_0^2 . Restricting to $\nu_0 = 1$ degree of freedom yields the popular *half Cauchy family*.

The theory $(\mathsf{T}_{\text{ind}}, p_n, \pi)$ is the most obvious Bayesian theory of a normal sample, but it is not the most standard. The traditional reason for this is that under the independent prior $\pi_\mu \otimes \pi_{\sigma^2}$ for μ and σ^2 , the inverse-gamma model for σ^2 is not a conjugate prior, but only conditionally conjugate [Hof09, §6.1]. A conjugate prior is obtained by making the prior variance τ_0^2 of the mean of y proportional to the variance of y [Hof09, §5.3].

Specifically, define a new Bayesian theory (T, p_n, π) by presenting T_{ind} as T , except that hyperparameter $\tilde{\tau}_0^2 : I \rightarrow \tau_0^2$ is replaced by a conic-linear map $\tilde{\kappa}_0 : \sigma^2 \rightarrow \tau_0^2$. The sampling morphism $p_n : \mu \otimes \sigma^2 \rightarrow y^{\otimes n}$ is again that of the theory of one normal sample of size n , but the prior morphism $\pi : I \rightarrow \mu \otimes \sigma^2$ is now



The standard univariate model $M : \mathsf{T} \rightarrow \text{Stat}$ is defined as before. In conventional notation, the Bayesian model is:

$$\begin{aligned} \sigma^2 &\sim \text{Inv-Gamma}(\nu_0/2, \nu_0\sigma_0^2/2) \\ \mu \mid \sigma^2 &\sim \mathcal{N}(\mu_0, \kappa_0\sigma^2) \\ y_1, \dots, y_n \mid \mu, \sigma^2 &\stackrel{\text{iid}}{\sim} \mathcal{N}(\mu, \sigma^2). \end{aligned}$$

Both Bayesian statistical theories extend the statistical theory (S, p_n) of one normal sample defined in Section 4.1. Formally, the inclusion functors $\iota : \mathsf{S} \hookrightarrow \mathsf{T}$ and $\iota_{\text{ind}} : \mathsf{S} \hookrightarrow \mathsf{T}_{\text{ind}}$

define strict theory morphisms

$$(\mathbf{T}, p_n) \xleftarrow{\iota} (\mathbf{S}, p_n) \xrightarrow{\iota_{\text{ind}}} (\mathbf{T}_{\text{ind}}, p_n)$$

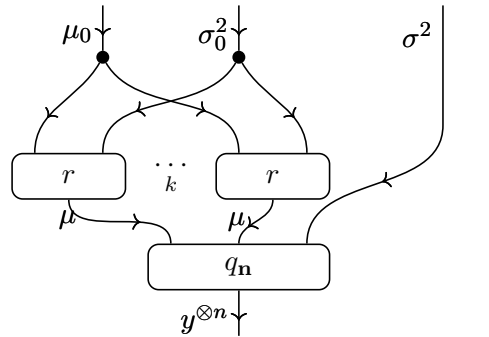
into the underlying statistical theories of the Bayesian theories. The model migration functors $\iota^* : \text{Mod}(\mathbf{T}) \rightarrow \text{Mod}(\mathbf{S})$ and $\iota_{\text{ind}}^* : \text{Mod}(\mathbf{T}_{\text{ind}}) \rightarrow \text{Mod}(\mathbf{S})$ then return the sampling distributions of the Bayesian models. There are also colax theory morphisms

$$(\mathbf{T}, \pi \cdot p_n) \xleftarrow{(\iota, \pi, 1_{y^{\otimes n}})} (\mathbf{S}, p_n) \xrightarrow{(\iota_{\text{ind}}, \pi, 1_{y^{\otimes n}})} (\mathbf{T}_{\text{ind}}, \pi \cdot p_n)$$

into the marginalized Bayesian theories.

k -sample normal model with random effects Generalizing the one and two sample theories from Section 4.1, let $(\mathbf{S}, \mu^{\otimes k} \otimes \sigma^2 \xrightarrow{q_n} y^{\otimes n})$ be the theory of k homoscedastic normal samples of sizes $\mathbf{n} := (n_1, \dots, n_k)$, with total sample size $n := n_1 + \dots + n_k$. In a hierarchical model, the k groups do not comprise a fixed class of groups; rather, they are regarded as being sampled from a larger population of groups. Consider, for example, sampling k specific schools from some population of schools and then, from each school $i = 1, \dots, k$, sampling n_i students.

To describe this two-level sampling scheme, the statistical *theory of k normal samples (of sizes n_1, \dots, n_k) with random effects* takes the underlying category $\mathbf{S}^{(2)}$ generated by \mathbf{S} together with a vector space object μ_0 , a conical space σ_0^2 , and another linear-quadratic morphism $r : \mu_0 \otimes \sigma_0^2 \rightarrow \mu$. The sampling morphism $p_{\mathbf{n}}^{(2)} : \mu_0 \otimes \sigma_0^2 \otimes \sigma^2 \rightarrow y^{\otimes n}$ is



The intended univariate model M takes $M(\mu)$, $M(\mu_0)$, and $M(y)$ to be the real numbers, $M(\sigma^2)$ and $M(\sigma_0^2)$ to be the nonnegative reals, and $M(q)$ and $M(r)$ to be the normal family.

The random effects model is conventionally written in various styles depending on how

the observations are indexed. Using the flattened indexing scheme suggested by the diagram, the model is

$$\begin{aligned}\mu_i &\sim \mathcal{N}(\mu_0, \sigma_0^2), \quad i = 1, \dots, k \\ y_j &\sim \mathcal{N}(\mu_{i[j]}, \sigma^2), \quad j = 1, \dots, n,\end{aligned}$$

where the map $i[-] : \{1, \dots, n\} \rightarrow \{1, \dots, k\}$ assigns observations to groups. Alternatively, indexing the observations at two levels, the model is

$$\begin{aligned}\mu_i &\sim \mathcal{N}(\mu_0, \sigma_0^2), \quad i = 1, \dots, k \\ y_{ij} &\sim \mathcal{N}(\mu_i, \sigma^2), \quad i = 1, \dots, k, \quad j = 1, \dots, n_i.\end{aligned}$$

As the definition of the statistical theory shows, under the algebraic approach to statistical modeling, two-level and higher-level hierarchical models can be constructed recursively without recourse to index manipulation.

Despite having more structure, the normal model with random effects has exactly the same symmetries as the normal model.

Proposition 4.3.1. The endomorphisms of the univariate normal random effects model M are isomorphic to the multiplicative monoid \mathbb{R} . In particular, the automorphism group of M is isomorphic to \mathbb{R}^* .

Proof. A morphism $\alpha : M \rightarrow M$ consists of scalars $\alpha_\mu, \alpha_{\mu_0}, \alpha_y \in \mathbb{R}$ and $\alpha_{\sigma^2}, \alpha_{\sigma_0^2} \in \mathbb{R}_+$. As in Proposition 4.1.1, naturality with respect to $q : \mu \otimes \sigma^2 \rightarrow \mu$ is equivalent to $a := \alpha_\mu = \alpha_y$ and $\alpha_{\sigma^2} = a^2$. Naturality with respect to $r : \mu_0 \otimes \sigma_0^2 \rightarrow \mu$ then gives that $\alpha_{\mu_0} = \alpha_\mu = a$ and $\alpha_{\sigma_0^2} = a^2$. \square

The theory $(\mathbf{S}^{(2)}, p_{\mathbf{n}})$ of k normal samples with random effects can be seen as a composite of the theory (\mathbf{S}, p_k) of one normal sample of size k with the theory $(\mathbf{S}, p_{\mathbf{n}})$ of k homoscedastic normal samples. Specifically, if $\langle \mu \rangle$ is generated by a vector space object μ , then the diagram

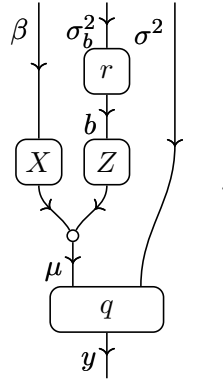
$$\begin{array}{ccc} & \langle \mu \rangle & \\ \swarrow & & \searrow \\ \mathbf{S} & & \mathbf{S} \\ \swarrow F^{(1)} & & \nwarrow F^{(2)} \\ & \mathbf{S}^{(2)} & \end{array}$$

is a pushout of linear-algebraic Markov categories, where the “level-one” embedding functor

$F^{(1)} : \mathbf{S} \rightarrow \mathbf{S}^{(2)}$ maps the morphism $q : \mu \otimes \sigma^2 \rightarrow y$ in \mathbf{S} to its counterpart q in $\mathbf{S}^{(2)}$ and the “level-two” functor $F^{(2)} : \mathbf{S} \rightarrow \mathbf{S}^{(2)}$ maps q in \mathbf{S} to the morphism $r : \mu_0 \otimes \sigma_0^2 \rightarrow \mu$ in $\mathbf{S}^{(2)}$ and acts accordingly on objects. A more general approach to composing statistical theories is suggested in Section 7.1; however, a careful development of the compositionality of statistical theories and models is beyond the scope of this text.

Linear mixed models A *linear model with mixed effects*, or for short a *linear mixed model*, is a linear model that combines fixed predictors, as in an ordinary linear model, with random effects. The fixed and random effects each have their own design matrices, so that a linear mixed model with n observations, p fixed effects, and q random effects is specified by an $n \times p$ design matrix X and an $n \times q$ design matrix Z . Like the theory of a linear model in Section 4.2, the theory of a linear mixed model admits many variations, depending on which of n , p , and q are made explicit. Only some of the more general theories are presented.

The statistical *theory of a linear mixed model* has underlying category LMM presented by vector space objects β , μ , b , and y ; conical space objects σ_b^2 and σ^2 ; linear maps $X : \beta \rightarrow \mu$ and $Z : b \rightarrow \mu$; a linear-quadratic morphism $q : \mu \otimes \sigma^2 \rightarrow y$; and a quadratic morphism $r : \sigma_b^2 \rightarrow b$. The sampling morphism $p : \beta \otimes \sigma_b^2 \otimes \sigma^2 \rightarrow y$ is



The intended models $M : \mathbf{LMM} \rightarrow \mathbf{Stat}$ take $M(\beta)$ and $M(b)$ to be \mathbb{R}^p and \mathbb{R}^q , for some dimensions p and q ; both $M(\mu)$ and $M(y)$ to be \mathbb{R}^n , for some dimension n ; $M(\sigma^2) = \mathbb{R}_+$ and $M(q)$ to be the n -dimensional isotropic normal family; and $M(\sigma_b^2) = \mathcal{S}_+^q$ and $M(r)$ to be the q -dimensional centered normal family. The linear maps $M(X)$ and $M(Z)$ are arbitrary matrices $X_M \in \mathbb{R}^{n \times p}$ and $Z_M \in \mathbb{R}^{n \times q}$. Under this model, the sampling distribution $M(p) :$

$\mathbb{R}^p \times \mathcal{S}_+^q \times \mathbb{R}_+ \rightarrow \mathbb{R}^n$ is

$$\begin{aligned} b &\sim \mathcal{N}_q(0, \Sigma_b) \\ y &\sim \mathcal{N}_n(X\beta + Zb, \sigma^2 I_n), \end{aligned}$$

with parameters $\beta \in \mathbb{R}^p$, $\Sigma_b \succeq 0$, and $\sigma^2 \geq 0$.

The symmetries of the linear model, described in Proposition 4.2.1, generalize to:

Proposition 4.3.2. A morphism $\alpha : M \rightarrow M'$ between linear mixed models M and M' is uniquely determined by matrices $A \in \mathbb{R}^{n' \times n}$, $B \in \mathbb{R}^{p' \times p}$, and $C \in \mathbb{R}^{q' \times q}$ such that AA^\top is proportional to the identity and both pairs of design matrices are intertwined:

$$AX_M = X_{M'}B \quad \text{and} \quad AZ_M = Z_{M'}C.$$

In particular, an isomorphism $\alpha : M \cong M'$ can exist only if all three dimensions are equal and is then uniquely determined by matrices $A \in \text{CO}(n)$, $B \in \text{GL}(p, \mathbb{R})$, and $C \in \text{GL}(q, \mathbb{R})$ exhibiting both pairs of design matrices as equivalent:

$$X_{M'} = AX_MB^{-1} \quad \text{and} \quad Z_{M'} = AZ_MC^{-1}.$$

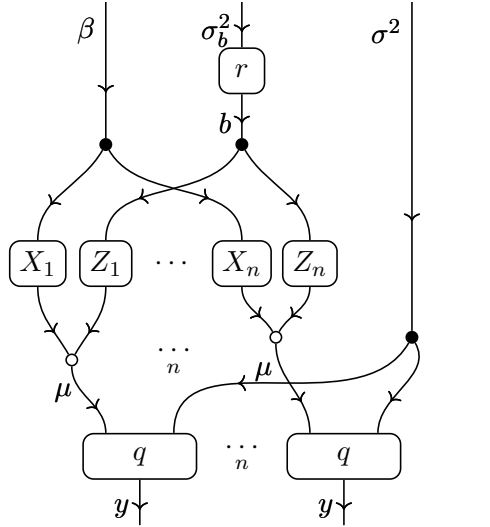
A linear mixed model with no random effects is just a linear model. To formalize this relationship, define the supply preserving functor $F : \text{LMM} \rightarrow \text{LM}$ that sends the objects σ_b^2 and b to the monoidal unit I , thus forcing $r : \sigma_b^2 \rightarrow b$ to the trivial morphism 1_I ; sends $Z : b \rightarrow \mu$ to the zero map $0_\mu : I \rightarrow \mu$; and preserves all other generators. Then $F : (\text{LMM}, p) \rightarrow (\text{LM}, p)$ is a strict morphism of statistical theories. The model migration functor $F^* : \text{Mod}(\text{LM}) \rightarrow \text{Mod}(\text{LMM})$ transforms linear models into linear mixed models with $q = 0$, hence having no random effects, and sends the model homomorphisms in Proposition 4.2.1 to those in Proposition 4.3.2 having as C the degenerate 0×0 matrix.

Estimating the unconstrained covariance matrix Σ_b can be problematic when q is large. In this case, the covariance is often restricted to a function Ψ of some parameter θ of smaller dimension, so that $\Sigma_b = \Psi(\theta)$. As a statistical theory (LMM', p') , let LMM' be generated by LMM together with an object θ and a map $\psi : \theta \rightarrow \sigma_b^2$, and let $p' : \beta \otimes \theta \otimes \sigma^2 \rightarrow y^{\otimes n}$ be the evident sampling morphism. If $\iota : \text{LMM} \hookrightarrow \text{LMM}'$ is the inclusion functor, then the colax theory morphism

$$(\iota, 1_\beta \otimes \psi \otimes 1_{\sigma^2}, 1_{y^{\otimes n}}) : (\text{LMM}, p) \rightarrow (\text{LMM}', p')$$

represents the restriction of the unconstrained model to the constrained one. In the other direction, let $P : \mathbf{LMM}' \rightarrow \mathbf{LMM}$ be the functor sending θ to σ_b^2 and ψ to $1_{\sigma_b^2}$ and preserving the other generators. Then the strict theory morphism $P : (\mathbf{LMM}', p') \rightarrow (\mathbf{LMM}, p)$ recovers the unconstrained models as models “constrained” by the identity function.

For future reference, consider yet another variant (\mathbf{LMM}_n, p_n) , the *theory of a linear mixed model on n observations*. The category \mathbf{LMM}_n is presented by vector space objects β , μ , b , and y ; conical space objects σ_b^2 and σ^2 ; linear maps $X_1, \dots, X_n : \beta \rightarrow \mu$ and $Z_1, \dots, Z_n : b \rightarrow \mu$; a linear-quadratic morphism $q : \mu \otimes \sigma^2 \rightarrow y$; and a quadratic morphism $r : \sigma_b^2 \rightarrow b$. The sampling morphism $p_n : \beta \otimes \sigma_b^2 \otimes \sigma^2 \rightarrow y^{\otimes n}$ is



Like the theory morphism $F : (\mathbf{LMM}, p) \rightarrow (\mathbf{LM}, p)$ just defined, a projection functor $F_n : \mathbf{LMM}_n \rightarrow \mathbf{LM}_n$ sends b and σ_b^2 to the unit I and all of Z_1, \dots, Z_n to the zero map 0_μ , thereby defining a strict theory morphism $F_n : (\mathbf{LMM}_n, p_n) \rightarrow (\mathbf{LM}_n, p_n)$. There is also a strict theory morphism $(\mathbf{LMM}, p) \rightarrow (\mathbf{LMM}_n, p_n)$ that splits X and Z into blocks X_1, \dots, X_n and Z_1, \dots, Z_n , analogously to the morphism $(\mathbf{LM}, p) \rightarrow (\mathbf{LM}_n, p_n)$ from Section 4.2.

4.4 Generalized linear models

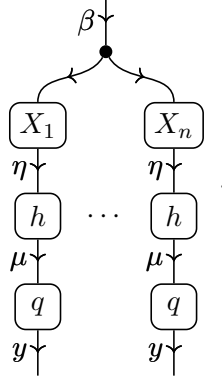
Generalized linear models (GLMs) extend the linear model from the normal family to other exponential families, thus allowing discrete as well as continuous responses, while retaining the linear dependence on the parameters that is the hallmark of the linear model. The theory of a generalized linear model is most easily formulated when the number of observations n

is fixed, since the link function is computed pointwise across the n dimensions. The number of parameters p can also be made explicit in the theory, as in Section 4.2, although we omit that formulation. We present the theory of a generalized linear model both with and without a dispersion parameter, as well as a few other variations.

Generalized linear models without a dispersion parameter The *theory of a generalized linear model on n observations without a dispersion parameter* has underlying category GLM0_n presented by vector space objects β and η , a convex space object μ , and a discrete object y ; a map $g : \mu \rightarrow \eta$, the *link morphism*, and a map $h : \eta \rightarrow \mu$, the *mean morphism*; linear maps $X_1, \dots, X_n : \beta \rightarrow \eta$, constituting the *design*; and a morphism $q : \mu \rightarrow y$, subject to the condition that g and h be mutually inverse:

$$\begin{array}{c} \mu \downarrow \\ \boxed{g} \\ \eta \downarrow \\ \boxed{h} \\ \mu \downarrow \end{array} = \mu \downarrow \quad \text{and} \quad \begin{array}{c} \eta \downarrow \\ \boxed{h} \\ \mu \downarrow \\ \boxed{g} \\ \eta \downarrow \end{array} = \eta \downarrow .$$

The sampling morphism $p_n : \beta \rightarrow y^{\otimes n}$ of the theory is $\Delta_{\beta,n} \cdot (X_1 h q \otimes \dots \otimes X_n h q)$, or



One kind of *generalized linear model* $M : \text{GLM0}_n \rightarrow \text{Stat}$ assigns $M(\beta)$ to be \mathbb{R}^p , for some dimension p ; $M(\eta)$ to be \mathbb{R} ; and $M(q) : M(\mu) \rightarrow M(y)$ to be a one-dimensional exponential family parameterized by its mean, which belongs to an interval $M(\mu)$ of the real line (Example 3.1.3). The function $g_M := M(g) : \mathbb{R} \rightarrow M(\mu)$ is the *link function* and its inverse $h_M := M(h) : M(\mu) \rightarrow \mathbb{R}$ is the *mean function*. When the link function parameterizes the exponential family by its canonical parameter, it is called the *canonical*

link function. The model M also specifies $M(X_1), \dots, M(X_n)$ to be any linear functionals $X_{M,1}, \dots, X_{M,n} : \mathbb{R}^p \rightarrow \mathbb{R}$, identified with rows of the design matrix $X_M \in \mathbb{R}^{n \times p}$. The sampling distribution $M(p) : \mathbb{R}^p \rightarrow \mathbb{R}^n$ is then

$$y_i \stackrel{\text{ind}}{\sim} M(q)(g_M^{-1}(X_{M,i}\beta)), \quad i = 1, \dots, n,$$

with parameter $\beta \in \mathbb{R}^p$.

Example 4.4.1 (Binary logistic regression). Under the *binary logistic regression model*, $M(q)$ is the Bernoulli family $\text{Ber} : \pi \mapsto \pi\delta_1 + (1 - \pi)\delta_0$, restricted to the open unit interval $M(\mu) = (0, 1)$ and taking binary values in $M(y) = \{0, 1\}$. The link function is then an invertible map $g_M : (0, 1) \rightarrow \mathbb{R}$. The canonical link is the *logit* or *log-odds* function

$$\text{logit}(\pi) := \log\left(\frac{\pi}{1 - \pi}\right),$$

with corresponding mean function the *logistic sigmoid*

$$\text{logistic}(x) := \text{logit}^{-1}(x) = \frac{e^x}{1 + e^x} = \frac{1}{1 + e^{-x}}.$$

Thus, under the canonical link, the sampling distribution is

$$y_i \sim \text{Ber}\left(\frac{1}{1 + e^{-X_{M,i}\beta}}\right), \quad i = 1, \dots, n.$$

Any inverse of a continuous, strictly increasing CDF can serve as the link function for the logistic model, motivated by the supposition that the observed response is a truncation of a continuous latent variable [Agr19, §5.5]. Common examples include the *probit*, or *inverse normal*, and the *complementary log-log* links,

$$\text{probit}(\pi) := \Phi^{-1}(\pi) \quad \text{and} \quad \text{cloglog}(\pi) := \log(-\log(1 - \pi)).$$

The logistic regression model has fewer symmetries than the linear regression model and their existence depends on the form of the link function.

Proposition 4.4.2. Suppose that binary logistic regression models M and M' share a link function that is the inverse CDF of a continuous random variable symmetric about zero. Then a model homomorphism $\alpha : M \rightarrow M'$ is uniquely determined by a permutation $\tau : \{0, 1\} \rightarrow \{0, 1\}$ and a matrix $B \in \mathbb{R}^{p' \times p}$ such that

$$\text{sgn}(\tau) X_{M,i} = X_{M',i} B, \quad \forall i = 1, \dots, n.$$

In particular, α is an isomorphism $M \cong M'$ if and only if $p = p'$ and $B \in \text{GL}(p, \mathbb{R})$.

Proof. A morphism $\alpha : M \rightarrow M'$ consists of a matrix $B := \alpha_\beta \in \mathbb{R}^{p' \times p}$, a scalar $a := \alpha_\eta \in \mathbb{R}$, a convex-linear map $\alpha_\mu : (0, 1) \rightarrow (0, 1)$, and a function $\tau := \alpha_y : \{0, 1\} \rightarrow \{0, 1\}$ obeying the naturality conditions for the morphisms g, h, X_1, \dots, X_n , and q . As in Proposition 4.2.4, naturality for X_1, \dots, X_n are the equations $aX_{M,i} = X_{M',i}B$ for $i = 1, \dots, n$. The naturality equation for $q : \mu \rightarrow y$ requires that $\text{Ber}(\alpha_\mu \pi) = \tau \text{Ber}(\pi)$ for all $\pi \in (0, 1)$. Since the probabilities 0 and 1 are excluded, the function τ must be a permutation, namely the identity or the transposition $(0 \ 1)$, in which cases α_μ is the identity or the map $\pi \mapsto 1 - \pi$. Finally, the naturality conditions for the link and mean functions are $a \cdot g_M(\pi) = g(\alpha_\mu \pi)$ and $\alpha_\mu(h_M(x)) = h_M(ax)$ for all $\pi \in (0, 1)$ and $x \in \mathbb{R}$. When τ and α_μ are identities, it easily follows that $a = 1 = \text{sgn}(\tau)$, so assume that the other case holds.

So, we must show that $a = -1 = \text{sgn}(\tau)$, or equivalently that

$$-g_M(\pi) = g_M(1 - \pi) \quad \text{and} \quad 1 - h_M(x) = h_M(-x)$$

for all $\pi \in (0, 1)$ and $x \in \mathbb{R}$. By assumption, there is a continuous symmetric random variable Z such that $h_M(x) = \mathbb{P}(Z \leq x)$. Now, compute:

$$h_M(-x) = \mathbb{P}(Z \leq -x) = \mathbb{P}(-Z \leq -x) = \mathbb{P}(Z \geq x) = 1 - \mathbb{P}(Z \leq x) = 1 - h_M(x).$$

The other equation then follows by substituting $x = g_M(\pi)$ and using that $g_M = h_M^{-1}$. \square

The logit and probit links satisfy the symmetry assumption, being derived from the centered normal and logistic distributions. The complementary log-log link does not satisfy the assumption and logistic regression models using it are not symmetric under permutation of the labels. However, a logistic regression model using the complementary log-log link, $\pi \mapsto \log(-\log(1 - \pi))$, is isomorphic to a *different* logistic regression model using the *log-log* link, $\pi \mapsto -\log(-\log(\pi))$, via permutation of the labels.

Example 4.4.3 (Poisson regression). Under the *Poisson regression model* $M \in \text{Mod}(\text{GLM0}_n)$, the kernel $M(\mu \xrightarrow{q} y)$ is the Poisson family $\mathbb{R}_+^* \xrightarrow{\text{Pois}} \mathbb{N}$. The canonical link function is the logarithm, $g_M(\lambda) := \log(\lambda)$, under which the sampling distribution is

$$y_i \stackrel{\text{ind}}{\sim} \text{Pois} \left(e^{X_{M,i}\beta} \right), \quad i = 1, \dots, n.$$

The Poisson regression model has no symmetries beyond the usual reparameterizations of

the design matrix.

Example 4.4.4 (Binomial logistic regression). A minor variant of binary logistic regression, *binomial logistic regression*, makes each observation a binomial random variable with its own sample size. To accommodate this model, the theory $(\text{GLM}0_n, p_n)$ must be extended to a slightly more general theory $(\text{GLM}0'_n, p'_n)$, in which the morphism $q : \mu \rightarrow y$ is replaced by morphisms $q_1, \dots, q_n : \mu \rightarrow y$ and the sampling morphism $p_n : \beta \rightarrow y^{\otimes n}$ is changed accordingly to $p'_n := \Delta_{\beta, n} \cdot (X_1 h q_1 \otimes \dots \otimes X_n h q_n)$. Under the binomial logistic model M of this theory, each $M(q_i)$ is the binomial family $B(m_i, -) : (0, 1) \rightarrow \mathbb{N}$ for a fixed sample size $m_i \in \mathbb{N}$. Note that the numbers m_1, \dots, m_n are part of the data of the model, not of the theory.

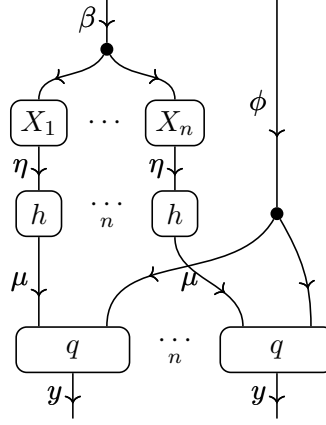
The functor $\text{GLM}0'_n \rightarrow \text{GLM}0_n$ sending each morphism q_i to q projects the extended theory $(\text{GLM}0'_n, p'_n)$ onto the original one (GLM_n, p_n) . When applied to logistic regression models, the model migration functor $\text{Mod}(\text{GLM}0_n) \rightarrow \text{Mod}(\text{GLM}0'_n)$ interprets a binary logistic regression as a binomial logistic regression in which each observation has a sample size of one.

Binary and binomial logistic regression generalize from two classes to k classes as *categorical* and *multinomial logistic regression*. As generalized linear models, they are based on $(k - 1)$ -dimensional, rather than one-dimensional, exponential families and they have distinct parameters $\beta_1, \dots, \beta_{k-1} \in \mathbb{R}^p$ for all but one of the classes. The theories of a generalized linear model are easily extended to accommodate d -dimensional exponential families, resulting in statistical theories $(\text{GLM}0_{n,d}, p_{n,d})$ and $(\text{GLM}0'_{n,d}, p_{n,d})$ for any dimensions n and d . The details are omitted.

Generalized linear models with a dispersion parameter Because the distribution, and hence the variance, of a binary-valued random variable is determined by its mean, the binary logistic regression model does not have an additional dispersion parameter. But many other generalized linear models do, and are described by a larger statistical theory.

The *theory of generalized linear model on n observations* has underlying category GLM_n presented by vector spaces β and η , a convex space μ , a conical space ϕ , a discrete object y , mutually inverse maps $g : \mu \rightarrow \eta$ and $h : \eta \rightarrow \mu$, linear maps $X_1, \dots, X_n : \beta \rightarrow \eta$, and a

morphism $q : \mu \otimes \phi \rightarrow y$. The sampling morphism $p_n : \beta \otimes \phi \rightarrow y^{\otimes n}$ is



The functor $\text{GLM}_n \rightarrow \text{GLM0}_n$ sending the object ϕ to the monoidal unit I and preserving the other generators projects the new theory (GLM_n, p_n) onto the theory $(\text{GLM0}_n, p_n)$ without a dispersion parameter. In the other direction, the functor $H : \text{GLM0}_n \rightarrow \text{GLM}_n$ sending the morphism $\mu \xrightarrow{q} y$ to the composite $\mu \xrightarrow{1_\mu \otimes 0_\phi} \mu \otimes \phi \xrightarrow{q} y$ defines a colax theory morphism $(H, 1_\beta \otimes 0_\phi, 1_y^{\otimes n}) : (\text{GLM0}_n, p_n) \rightarrow (\text{GLM}_n, p_n)$. The model migrations induced by this embedding are sometimes interesting, sometimes not.

A *generalized linear model with a dispersion parameter* is a model $M : \text{GLM}_n \rightarrow \text{Stat}$ that assigns $M(\beta)$ to be \mathbb{R}^p , for some dimension p ; $M(\eta) = \mathbb{R}$ and $M(\phi) = \mathbb{R}_+$; and $M(q) : M(\mu) \times \mathbb{R}_+ \rightarrow M(y)$ to be a one-dimensional exponential dispersion family (Example 3.1.8) or discrete exponential dispersion family,⁴ parameterized by its mean and by a nonnegative dispersion parameter. The link function, mean function, and design matrix are defined exactly as before. The model migration functor $\text{Mod}(\text{GLM0}_n) \rightarrow \text{Mod}(\text{GLM}_n)$ induced by the projection $\text{GLM}_n \rightarrow \text{GLM0}_n$ recovers the generalized linear models without a dispersion parameter as models of the new theory.

As the name suggests, generalized linear models do indeed generalize linear models. Define a supply preserving functor $G_n : \text{GLM}_n \rightarrow \text{LM}_n$ that sends both μ and η to μ ; sends the link and mean morphisms g and h to the identity 1_μ ,

$$G_n : \begin{array}{c} \mu \downarrow \\ \boxed{g} \\ \eta \downarrow \end{array}, \begin{array}{c} \eta \downarrow \\ \boxed{h} \\ \mu \downarrow \end{array} \mapsto \begin{array}{c} \mu \downarrow \\ | \\ \mu \downarrow \end{array} ;$$

⁴A *discrete exponential dispersion model* is an exponential dispersion model rescaled to have support on the integers and so be suitable for discrete data. See [Jør87, §2.4] or [Jør92, §3].

sends ϕ to σ^2 ; and preserves the other generators. Then the model migration functor $G_n^* : \text{Mod}(\text{LM}_n) \rightarrow \text{Mod}(\text{GLM}_n)$ interprets a linear model as a generalized linear model based on the normal family, which is a one-dimensional exponential dispersion family under its standard parameterization by mean and variance.⁵ In this case, applying the further model migration $\text{Mod}(\text{GLM}_n) \rightarrow \text{Mod}(\text{GLM0}_n)$ yields a sampling distribution with zero variance, that is, a fully deterministic statistical model.

Another example, now for discrete data, is:

Example 4.4.5 (Negative binomial regression). Preceding Example 3.1.8, the negative binomial distribution was constructed as a Gamma-Poisson mixture, yielding a more flexible alternative to the Poisson distribution for underdispersed or overdispersed count data. Negative binomial regression is the corresponding extension of Poisson regression from Example 4.4.3. The negative binomial family reparameterized by the inverse odds, $(\kappa, \theta) \mapsto \text{NB}(\kappa, \theta/(\theta + 1))$, or equivalently the mixture $\text{Gamma} \cdot \text{Pois}$, is a discrete exponential dispersion family with mean $\mu := \kappa\theta$ and variance $\kappa\theta(\theta + 1) = \mu(1 + \mu/\kappa)$.

In the *negative binomial model* $M \in \text{Mod}(\text{GLM}_n)$, the kernel $M(q) : \mathbb{R}_+^* \times \mathbb{R}_+ \rightarrow \mathbb{N}$ is this family further reparameterized by its mean μ and dispersion parameter $\phi := 1/\kappa$. For consistency with Poisson regression, the standard link function is the logarithm, $g_M(\mu) = \log(\mu)$, although it is no longer canonical. The sampling distribution is then

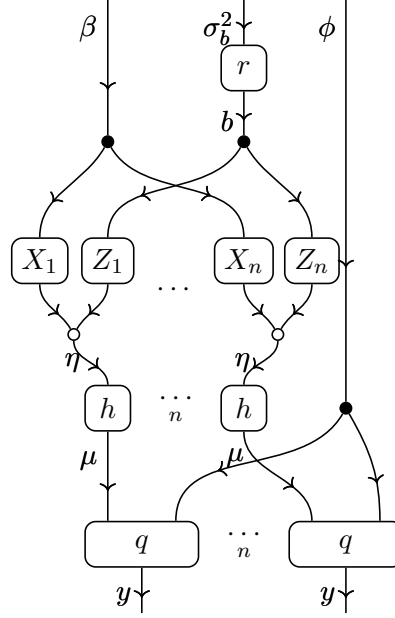
$$y_i \stackrel{\text{ind}}{\sim} \text{NB}\left(\frac{1}{\phi}, \frac{\phi}{\phi + e^{-X_{M,i}\beta}}\right), \quad i = 1, \dots, n.$$

In the limit that $\kappa \rightarrow \infty$ or equivalently $\phi \rightarrow 0$, with the mean μ held constant, the negative binomial family reduces to the Poisson. Consequently, the model migration function $\text{Mod}(\text{GLM}_n) \rightarrow \text{Mod}(\text{GLM0}_n)$ recovers the Poisson regression model from the negative binomial regression model.

Generalized linear mixed models Generalized linear models and linear mixed models have a common further generalization in generalized linear mixed models (GLMMs). The *theory of a generalized linear mixed model on n observations*, denoted (GLMM_n, p_n) , is presented by vector spaces β , b , and η ; a convex space μ , conical spaces σ_b^2 and ϕ , a discrete object y , mutually inverse maps $g : \mu \rightarrow \eta$ and $h : \eta \rightarrow \mu$, linear maps $X_1, \dots, X_n : \beta \rightarrow \eta$

⁵Suitably parameterized, the normal distribution is also a two-dimensional exponential family, but this is a special property of the normal, gamma, and inverse Gaussian families, not generally true of one-dimensional exponential dispersion families [Sun19, §9.4]

and $Z_1, \dots, Z_n : b \rightarrow \eta$, a quadratic morphism $r : \sigma_b^2 \rightarrow b$, and a morphism $q : \mu \otimes \phi \rightarrow y$. The sampling morphism $p_n : \beta \otimes \sigma_b^2 \otimes \phi \rightarrow y^{\otimes n}$ is



A similar theory ($\text{GLMM0}_{n,p_n}$) can be defined for GLMMs without a dispersion parameter.

A *generalized linear mixed model with a dispersion parameter* is a model $M \in \text{Mod}(\text{GLMM}_n)$ that assigns $M(\beta)$ and $M(b)$ to be \mathbb{R}^p and \mathbb{R}^q , for some dimensions p and q ; $M(\eta)$ to be \mathbb{R} ; $M(\sigma_b^2) = \mathcal{S}_+^q$ and $M(r)$ to be the q -dimensional centered normal family; and $M(\phi) = \mathbb{R}_+$ and $M(q)$ to be a one-dimensional exponential dispersion family. The sampling distribution of the model is

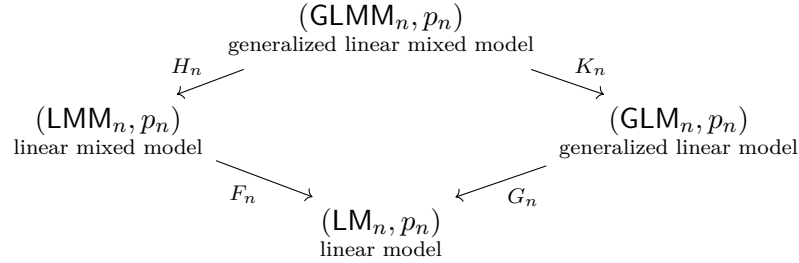
$$b \sim \mathcal{N}_q(0, \Sigma_b)$$

$$y_i \stackrel{\text{ind}}{\sim} M(q)(g_M^{-1}(X_{M,i}\beta + Z_{M,i}b), \phi), \quad i = 1, \dots, n,$$

with parameters $\beta \in \mathbb{R}^p$, $\Sigma_b \succeq 0$, and $\phi \geq 0$.

The relationships between the theories of linear models, linear mixed models, GLMs,

and GLMMs on n observations are summarized by the commutative diagram:⁶



The bottom legs of the diagram have already been defined in this section and the previous one. The top legs are defined similarly. Thus, the functor $H_n : \text{GLMM}_n \rightarrow \text{LMM}_n$ sends both μ and η to μ and the link and mean morphisms to the identity 1_μ , while the functor $K_n : \text{GLMM}_n \rightarrow \text{GLM}_n$ sends both b and σ_b^2 to the unit I , hence r to the trivial morphism 1_I , and sends all of Z_1, \dots, Z_n to the zero map $0_\eta : I \rightarrow \eta$. The diagram then commutes, and the induced model migrations functors behave as expected.

4.5 Notes and references

Models in applied statistics All of the statistical models treated by this chapter are mainstays of applied statistics. Davison [Dav03] and Efron and Hastie [EH16] give broad surveys of statistical modeling and inference, describing most of the models here and much else besides. Linear models are a topic in nearly every introductory text on statistics or machine learning. A thorough theoretical treatment is given by Seber and Lee [SL03] and a more geometric perspective by Jørgensen [Jør93]. Textbooks on hierarchical linear models and linear mixed models include [GH06] and [PB00]. Generalized linear models were invented by Nelder and Wedderburn to unify a number of commonly used statistical models [NW72]. The standard reference is by McCullagh and Nelder [MN89]. Exponential families and exponential dispersion families, the probabilistic underpinning of generalized linear models, are described from a theoretical perspective in [Bro86; Jør97] and a pragmatic one in [Sun19]. A textbook on generalized linear mixed models and their special cases is by Stroup [Str12b].

The selection of Bayesian statistical theories and models here is regrettably limited. Textbooks on applied Bayesian statistics, such as by Hoff or by Gelman et al [Hof09;

⁶For comparison, these relationships are stated in conventional, informal style in [Str12b, Table 1.4].

Gel+13], present a much wider range of Bayesian models.

Symmetry and statistical models Invariance and equivariance under symmetry are well explored in statistical decision theory as a principle for constraining the acceptable estimators so as to single out a unique optimal estimator [Fer67; LC98; LR05; Eat89; Wij90]. Subtle differences between authors notwithstanding,⁷ the generally agreed-upon paradigm is to

1. define a group action on the sample space of the probability model,
2. use identifiability of the model to transport the group action from the sample space to the parameter space,
3. use “identifiability” or “discriminant-ability” of the loss function to transport the group action from the parameter space to the action space,
4. and finally define invariant loss functions and equivariant decision rules using these three group actions.

This convoluted logic is needed because the classical works do not possess the concept of a natural transformation, which formalizes what it means for a family of transformations of a multi-sorted mathematical structure to be compatible with each other.

The homomorphisms of a statistical model, that is, of a model of a statistical theory, offer a concept of symmetry that is superior to the classical one on several grounds. It does not assume that the model is identifiable. It is not restricted to automorphisms of a single model, but applies equally to isomorphisms of different models and even to non-invertible morphisms between models. It ensures that the transformations are compatible with the full structure of the model, not just the sample and parameter spaces. And above all else, it affirms the basic principle of algebra and logic that the homomorphisms of a mathematical structure are not extra data to be added arbitrarily, but are determined by the structure’s axiomatization. Formulating a statistical model as a model of a statistical theory completely determines its symmetries. If a smaller or larger group of symmetries is desired, they may be obtained by passing to a stronger or weaker statistical theory via theory morphisms and their model migrations.

In the case where the linear model is identifiable (the design matrix is full rank) and the model homomorphism is an isomorphism, the equivariance of OLS linear regression (Theorem 4.2.3) is well known. Terms such as “regression equivariance,” “scale equivariance,”

⁷Compare the definitions of an invariant family of probability distributions in [Eat89, Definition 3.1 and

and “affine equivariance” appear commonly in the literature on robust regression [RL87, §3.4]. However, it is difficult to find a statement of equivariance that would correspond to a general, non-invertible morphism of linear models, since such transformations are not usually considered.

Theorem 3.1], [Fer67, Definition 4.1.1], and [LC98, Definition 3.2.1].

Chapter 5

Computer program analysis of data science code

Computer programs, though precise enough to be unambiguously executed, are primarily written by humans in order to be intelligible to humans. Whether expressed in their native textual format, or in the parsed format of abstract syntax trees, computer programs are for many purposes nearly as unintelligible to machines as is natural language text. In particular, machines do not readily create, introspect, or manipulate code in intelligent ways.

The difficulty of computer program understanding has several sources, some more fundamental than others. As a practical matter, the programming languages in common use tend to be complex. Popular languages offer many features and conveniences, such as classes, special operators, and flavors of “syntactic sugar,” that are appreciated by programmers but go considerably beyond the simple models of computation studied by theoretical computer scientists. This is certainly true of Python and, to a lesser extent, R. Moreover, no matter how simple or complex the language, important properties of a program are rarely immediate from its syntactic presentation but must be inferred through *computer program analysis*. Such properties include control flow and data flow, opportunities for parallelism, and guarantees about correctness and termination. Foundational results, like the famous unsolvability of halting problem, ensure that many program properties are generally impossible to decide algorithmically, without executing the program. Finally, when viewed as human artifacts, computer programs embody abstract concepts and domain knowledge and so possess a meaning going beyond what is normally understood as program semantics in programming language theory. Intelligent inspection and manipulation of a program

requires some understanding of its meaning in this more nebulous sense.

This chapter concerns the first two problems, of managing programming language complexity and inferring program properties, particularly data flow. It describes the design and implementation of a software system for transforming programs in the Python and R languages into data-flow diagrams, introduced as *raw flow graphs* in Section 1.2. While assuming nothing specifically about the subject matter of the code, the system comprises the first half of a method for the semantic analysis of data science code. The second half, the topic of the next chapter, introduces concepts specific to data science.

In a departure from the rest of the dissertation, the program analysis methodology is not presented in a formal or mathematically rigorous style. This appears to be an inevitable feature of the domain. Like many practical programming languages, the Python language is too complex and ambiguously specified to admit a useful formal semantics.¹ The R language is simpler than Python, but still quite complex compared to idealized mathematical models of computation.² No attempt is made to formalize the process of abstraction and simplification by which Python and R are reduced to an idealized programming language. Indeed, the main purpose of this process to create a computational representation that is easy reason precisely about and manipulate.

5.1 Recording flow graphs using program analysis

Raw flow graphs, or in this chapter simply *flow graphs*, model the flow of data during the execution of a computer program. Several small examples have been given in Listings 1.1 to 1.3 and Figures 1.4 to 1.6 in the Introduction. Another such example, of fitting a linear regression model using Scikit-learn, is shown in Listing 5.1 and Figure 5.1. The correspondence between the source listing and the flow graph should be mostly self-evident.³

Flow graphs are *wiring diagrams*, also known as *string diagrams*. Formally, they represent morphisms in a cartesian closed category, a concept partially introduced in Section 2.3 and elaborated on in the next chapter. From a programmer’s perspective, flow graphs are an idealized model of typed functional programming, in which functions can be defined and

¹In his master’s thesis, Guth gives a large, but incomplete, operational semantics of Python 3.3 [Gut13].

²Operational semantics of “core R,” a proper subset of the R language, is given in [Mor+12].

³The names `read_csv` in the code and `_make_parser_function.<locals>.parser_f` in the flow graph do not match because the `read_csv` and `read_table` functions in Pandas are dynamically generated from an internal higher-order function called `_make_parser_function`. The obscure name in the flow graph is the function’s “true name” according to the Python interpreter.


```

import pandas as pd
from sklearn.linear_model import LinearRegression
import sklearn.metrics

# Load the diabetes data.
diabetes = pd.read_csv('diabetes.csv')

# Run OLS regression using all predictors.
X = diabetes.drop('y', 1)
y = diabetes['y']
lm = LinearRegression()
lm.fit(X, y)

# Compute in-sample error metrics.
y_hat = lm.predict(X)
l1_err = sklearn.metrics.mean_absolute_error(y, y_hat)
l2_err = sklearn.metrics.mean_squared_error(y, y_hat)

```

Listing 5.1: Linear regression in Python, using Pandas and Scikit-learn

composed in sequence and in parallel. Data is permitted to be duplicated or discarded.⁴ The type system has basic or primitive types, product types, a unit or singleton type, and function types.

The wires in a flow graph represent typed objects and the boxes represent function calls in the target programming language. The types can be primitive, such as `float` or `str` in Python and `numeric` or `character` in R, or externally defined classes, such as NumPy’s core datatype `ndarray` or R’s linear model type `lm`. As for the boxes, the phrase “function call” is used liberally to encompass essentially any user-invoked computational action. So, in a typical object-oriented programming language like Python, the “functions” include not just standalone functions, but also static methods, instance methods, object attribute accessors, container indexing, and special unary and binary operators. This understanding of functions is more closely aligned with the R programming language, with its slogan that “everything that happens in R is a function call” [Cha16].

The flow graph is constructed by two stages of program analysis, the first static and the second dynamic. Program analysis can in general be static or dynamic or both. A *static* program analysis inspects or transforms the program without executing it, while a

⁴In wiring diagrams, the duplication and discarding operations are represented implicitly, as ports having multiple or zero incident wires, rather than explicitly, as the filled circles used in Chapters 2 to 4.

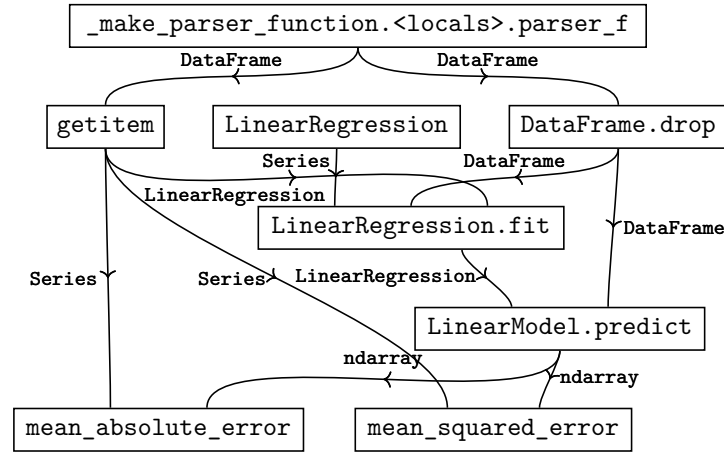


Figure 5.1: Raw flow graph for Listing 5.1

dynamic program analysis involves executing the program. In our system, the static phase transforms the original program to emit events whenever user-level code performs certain actions, and then the dynamic phase executes the modified program, assembling the flow graph based on the observed events. Because both phases are aided by tight integration with the language interpreter, the Python program analysis system is implemented in Python and the R system in R. Nevertheless, the two systems are architecturally similar.

Let us now consider the static and dynamic phases in greater detail.

Static program analysis The static phase of program analysis augments the source code with additional instructions to record whenever

- (i) a function call is about to begin,
- (ii) a function call is returned from,
- (iii) a variable is accessed,
- (iv) a variable in the local scope is assigned, or
- (v) a variable in the local scope is deleted.⁵

The code is transformed by compiling it to an *abstract syntax tree (AST)* using the language’s built-in parser, walking the syntax tree to find occurrences of function calls and variable uses, and modifying those nodes to make special callbacks. In Python, the source code is transformed in a single pass. The resulting AST can then be pretty-printed as new

⁵Deletion is performed by the `del` keyword in Python and the `rm` function in R. Since these languages have garbage collectors, explicit deletion is rarely encountered in practice.

source code or, more usefully, simply executed directly. In R, the code transformations are made on-the-fly as the programs executes, which is possible due to R’s unique combination of lazy evaluation and dynamic metaprogramming.

Consider, for concreteness, the rewriting of a function call. In Python, the function call `f(x,y)` is transformed into the expression

```
__tracer.trace_return(__tracer.trace_function(f)(
    __tracer.trace_argument(x),
    __tracer.trace_argument(y)
))
```

where `__tracer` refers to a hidden object that will be injected into the code’s global namespace at runtime. Each of the tracer’s methods returns its argument unmodified after suitable processing. Thus, due to Python’s evaluation order for function calls, the transformed code will

1. evaluate the name `f`, yielding a function or other callable object, then call `trace_function` with this value,
2. evaluate the name `x`, then call `trace_argument` with this value,
3. evaluate the name `y`, then call `trace_argument` with this value, and finally
4. call the object `f` with the objects `x` and `y` as arguments, then call `trace_return` with the return value.

The effect is to evaluate the expression `f(x,y)` while capturing enough information to reconstruct what function was called, what were its arguments, and what value it returned.

One might wonder why a simpler transformation is not performed instead. For example, the function call `f(x,y)` might be rewritten as `trace_call(f, [x,y])` or `trace_call(f,x,y)`, where the function `trace_call` would evaluate `f` with arguments `x` and `y`, record all relevant information about the function call, and return the computed value. However, this can have unwanted effects when the function `f` being evaluated is not *referentially transparent*, that is, when it depends not just on its inputs but on some property of its calling environment. A correct code transformation preserves the call stack of the program by evaluating the function `f` in its original context, whereas the simpler transformations suggested here do not. Obscure though it may seem, this issue does arise in practice. For instance, the Python package Patsy [Smi+18], which provides R-style model formulas for the popular package Statsmodels [SP10], inspects the call stack to circumvent Python’s lack of metaprogramming facilities. It will break if the call stack is not preserved.

The prime directive of any program transformation, whether for optimization or introspection, is to not alter the observed behavior of the program. This can be surprisingly subtle, as the case above illustrates. Another difficult case, non-standard evaluation in R, will be considered later.

Dynamic program analysis The dynamic phase of program analysis executes the transformed program, gradually constructing the flow graph as callbacks occur. The sequence of function calls, defining the boxes of the diagram, is immediate from the callbacks, but the data flow between function calls, defining the wires of the diagram, must also be recorded. Data is generally passed between functions either directly, from one function call to another by function composition, or indirectly, through variable assignments and accesses. Extra bookkeeping is needed to track this data flow.

The program analysis system tracks the flow of data both across the call stack and within a single level of the call stack. An empty wiring diagram is created when the program begins. Whenever a function is about to be called, if the function is defined within the program being analyzed, then a new wiring diagram is created, pushed onto a stack maintained by the system, and the recording process is restarted recursively. Otherwise, the function must be defined by an external library or by the language itself and is treated as an *atomic*, or indecomposable, computation. In either case, a new box is added to the outer wiring diagram,⁶ the box being a nested wiring diagram in the first case and an atomic box in the second. The hierarchy of the wiring diagram thus mirrors the call stack of the program throughout its execution. Once a new box has been added, the box's inputs are wired either to outputs of previously created boxes or to inputs of the outer box, according to the provenance of the arguments to the function call.

At each level of the call stack, the provenance of the objects in scope is maintained by associating program events and objects with their sources in the flow graph. For local variables, a lookup table maps each variable name to an output port of the box representing the function call that created or most recently mutated the variable's value. The five callbacks made by the transformed program are then handled by:

- (i) when a function call is about to begin, create a new box for the function call, as described above;

⁶As a technical note, in Python, the new box can be created and connected *before* the function is called, whereas in R this must happen *after* the function returns, because the lazy evaluation of function arguments defers their availability for introspection.

- (ii) when a function call is returned from, pass the output ports of its box as sources to the enclosing expression;
- (iii) when a variable is accessed, look up variable's source in the lookup table and pass the source to the enclosing expression;
- (iv) when a variable is assigned, add or replace that entry in the lookup table with a new source;
- (v) when a variable is deleted, remove that entry from the lookup table.

The passing of extra information in cases (ii) and (iii) can be performed statically, by boxing the values that pass between two statically transformed expressions, or dynamically, by pushing them onto a queue to be emptied later.

This concludes a technical overview of the program analysis systems for Python and R. Language-specific features and challenges are discussed in subsequent sections, but let us first consider the general tradeoffs made by our methodology.

Static versus dynamic analysis Although it has a static phase, the program analysis system is essentially dynamic, for several reasons. Static analysis, especially about type inference, is challenging for dynamically typed languages like Python and R. Moreover, in applications to data science, it is of interest to capture values computed during the course of the program's execution, such as parameter estimates or the selected hyperparameters. For this dynamic analysis is indispensable. In general, dynamic analysis is easier to implement than static analysis, as it skirts the computationally intractable or even undecidable problems that static analysis easily produces [Lan92].

Of course, a disadvantage of dynamic analysis is the necessity of running the program. Crucially, our system needs not just the code itself, but its input data and runtime environment. These are all requirements of scientific reproducibility, so in principle they ought to be satisfied. In practice they are often neglected. Even assuming that all the resources are available, a significant investment in infrastructure and curation would be needed to process data analyses at a large scale. Thus, for metascientific purposes, it is worthwhile to pursue purely static program analyses in addition to dynamic ones, acknowledging the trade-offs involved in both cases.

User versus library code The program analysis system transforms and records only the code that is directly presented to the system as input. For now, the input program is

assumed to be a single script or Jupyter notebook, as is common in data analysis.⁷ Any code that is executed indirectly through library or system functions is thus not recorded. This restriction accords with the basic assumption, first stated in Chapter 1, that library functions are semantically meaningful computational units.

Limiting the scope of the program analysis also reduces its runtime overhead. For a typical data analysis script, the vast majority of its running time is spent inside imported Python or R functions or inside the underlying C and Fortran routine. These computations are not affected by the program analysis system.

Programs versus program executions The presentation so far has not carefully distinguished between a computer program and a particular *execution* of that program. In general, a program having nontrivial control flow, through conditional branching (`if` statements), looping (`for` and `while` statements), or recursion, will execute a different sequence of instructions depending on the input to the program. At present, our system ignores control flow, capturing only the function calls made during the execution of the program, not those that might have been made on different input data. Thus, faced with a conditional branch, the system records only the executed branch, and faced with a loop, the system records the unrolled sequence of iterations.

This limitation, while important, is not as severe as might initially be supposed. Most programs, such as a graphical application or a web server, are expected to run on many different user inputs and behave differently each time. In contrast, data analyses are usually created for and attached to specific datasets. As a requirement of scientific reproducibility, we expect that if the program is run repeatedly on the same data, it will produce the same result each time. It is therefore reasonable to ask what actually did happen on given data, rather than what might have happened on different data. Even so, unrolling a loop with many iterations causes a blow-up in the size of the flow graph, which is highly impractical. Addressing this problem is left to future work.

⁷That said, complex data analyses may easily span multiple scripts or notebooks connected by intermediate files and databases. A more complete system would track the provenance of data both within a single program, as our system does, and between programs, as done by conventional data provenance tools [SPG05a].

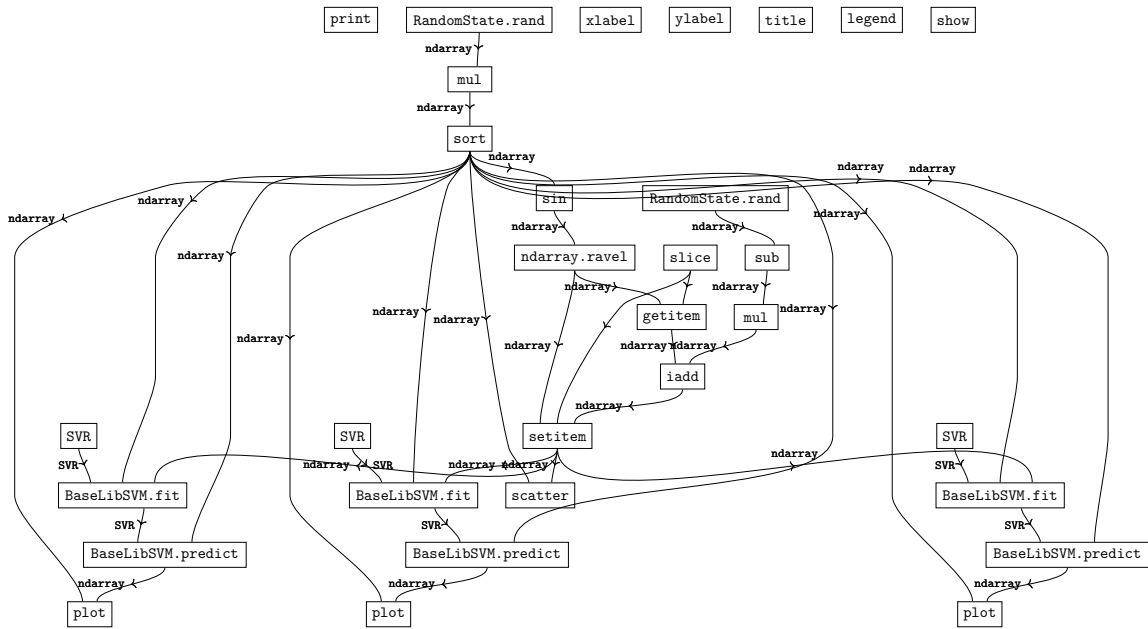


Figure 5.2: Raw flow graph for Listing 5.2

5.2 Flow graphs for Python

A clean and simple syntax belies the surprising complexity of the Python programming language. Advertised as a multi-paradigm language, it supports imperative, functional, and object-oriented programming styles and includes numerous advanced features, such as generators, list comprehensions, and, in recent versions, coroutines. Its combination of features has made Python into a popular general-purpose programming language but causes difficulties when translating Python code into a simpler model of computation, like that of flow graphs. Our program analysis system resolves some but not all of these difficulties.

Homogenizing the syntax Many instructions in Python, including access and assignment of object attributes, indexed access and assignment of containers, and special unary and binary operators, can be interpreted as function calls yet are not officially regarded as such by the Python grammar. During the static phase of program analysis, such instructions are reduced to function calls so that they may be recorded by the same methods. Conveniently for this purpose, the standard library module `operator` provides functional aliases for nearly every special operator in the Python language.

For example, the script in Listing 5.2, reproduced verbatim from the Scikit-learn documentation, uses the multiplication (`*`), subtraction (`-`), array indexing and slicing (`[:::]`), and in-place addition (`+=`) operators. In the corresponding flow graph of Figure 5.2, these instructions appear as calls to the `mul`, `sub`, `getitem`, and `iadd` functions from the `operator` module, as well as the built-in function `slice`.

Object-oriented programming Although the foundational NumPy and SciPy packages have mainly procedural interfaces, many Python packages for data science, such as Pandas and Scikit-learn, are written in an object-oriented style. Some packages, such as Matplotlib and Statsmodels, provide both procedural and object-oriented interfaces. In comparison, flow graphs are typed, even allowing a form of subtyping through implicit conversion (Section 6.3), but they are not object-oriented in the sense of class-based programming, where objects inherit attributes and methods through classes.

To accommodate class-based objects, the program analysis system reinterprets calls of instance methods as calls of functions having an extra first argument for the object instance. This protocol actually agrees with Python’s own syntax for defining an instance method, where the instance object is represented by a first argument conventionally called `self`. For example, the `fit` method of a supervised model in Scikit-learn, seen in Listing 5.2, has the signature `fit(self, X, y)`, which appears as a box with three input ports in Figure 5.2. Object attribute accesses and assignments are translated into `getattr` and `setattr` calls, using the method described previously, but for readability are displayed as boxes labeled by the name of the attribute.

Side effects The most severe difficulties in analyzing Python code arise from the mismatch between the programming models of Python, which permits mutation, global state, and other side effects, and of flow graphs, which is purely functional. To these problems only partial solutions are available. When it is known that a function or method mutates its inputs, it may be reinterpreted as a non-mutating function with an additional output for every mutated input. For example, the `fit` methods in Scikit-learn return a fitted model, which is in fact the original, unfitted model having been mutated. Regardless of whether the return value is consumed (compare Listings 5.1 and 5.2), function calls to `fit` become boxes with an output for the fitted model.

That is simple enough; the trouble is knowing *when* a function is mutating. Functions

corresponding to certain special operations, such as `setattr` and `setitem` for attribute and indexed assignment, can always be assumed to be mutating. When they are available, function annotations can also be used to manually mark a function as mutating (Section 6.1). But in general the system cannot determine whether an arbitrary function is mutating, since the mutation can occur in library code that is not statically analyzed. Moreover, mutations can be *implicit*. For example, if a column in a data frame is mutated through a reference to that column, then the containing data frame should be regarded as mutated as well. Implicit mutations are currently not addressed.

Mutation of global state is a still worse problem for the functional paradigm. As an example, Listing 5.2 generates a plot using Matplotlib’s imperative interface, which maintains global state for the active plot. The calls made to `xlabel`, `ylabel`, `title`, `legend`, and `show` all then appear as isolated boxes in the flow graph of Figure 5.2. From the functional perspective, this sequence of functional calls should be reinterpreted as a chain explicitly passing a plot object from one call to the next. However, adopting this convention in the flow graph would require a more drastic rewriting of the observed program events than any considered here.

Weak references For objects with a unique identity, weak references offer a dynamic alternative to static program transformation for tracking the data flow of objects. A *weak reference* is a reference, or pointer, to an object that does not increase the object’s reference count and hence does not prevent the object from being garbage collected. The program analysis system may therefore freely use weak references without causing memory leaks. Most objects in Python can be weakly referenced. Important exceptions are the primitive objects, such as booleans, integers, and strings, and the built-in containers for lists, tuples, and dictionaries.

Wherever possible, the Python program analysis system maintains weak references to the objects returned by recorded function calls, allowing the objects to be reidentified if they appear as arguments to future function calls. This method is complementary to the default, static approach.⁸ It is not applicable to all objects, yet where it is applicable, it provides a strong guarantee of object identity, immune to any dynamic trickery that might fool a static analysis.

⁸The original implementation of the Python program analysis, described in [Pat+17], relied exclusively on weak references; however, this is plainly inadequate.

```

"""
=====
Support Vector Regression (SVR) using linear and non-linear kernels
=====

Toy example of 1D regression using linear, polynomial and RBF kernels.

"""
print(__doc__)

import numpy as np
from sklearn.svm import SVR
import matplotlib.pyplot as plt

# #####
# Generate sample data
X = np.sort(5 * np.random.rand(40, 1), axis=0)
y = np.sin(X).ravel()

# #####
# Add noise to targets
y[::5] += 3 * (0.5 - np.random.rand(8))

# #####
# Fit regression model
svr_rbf = SVR(kernel='rbf', C=1e3, gamma=0.1)
svr_lin = SVR(kernel='linear', C=1e3)
svr_poly = SVR(kernel='poly', C=1e3, degree=2)
y_rbf = svr_rbf.fit(X, y).predict(X)
y_lin = svr_lin.fit(X, y).predict(X)
y_poly = svr_poly.fit(X, y).predict(X)

# #####
# Look at the results
lw = 2
plt.scatter(X, y, color='darkorange', label='data')
plt.plot(X, y_rbf, color='navy', lw=lw, label='RBF model')
plt.plot(X, y_lin, color='c', lw=lw, label='Linear model')
plt.plot(X, y_poly, color='cornflowerblue', lw=lw, label='Polynomial model')
plt.xlabel('data')
plt.ylabel('target')
plt.title('Support Vector Regression')
plt.legend()
plt.show()

```

Listing 5.2: Support vector regression (SVR) in Scikit-learn. The code is reproduced without changes from Scikit-learn’s official suite of examples.

5.3 Flow graphs for R

The R programming language is, in most respects, far simpler than Python. Despite appearances, R is quite close to being a functional language. Nearly all of its standard functions and data structures have *copy-on-modify* semantics, meaning that ostensibly mutating operations in fact copy the data before modifying it. The only mutable data structure in base R is the environment type, which does not figure explicitly in most data analysis scripts. The default and most commonly used object system, known as S3, is based on generic functions, not classes, making it a natural fit for flow graphs. The R language also has a very simple abstract syntax, with expressions, or abstract syntax trees, composed of only four types of nodes:⁹ scalar constants, names, function calls, and “pairlists.” The first three node types are accommodated by the general methodology of Section 5.1, while the last is a special type for function arguments that does not appear in ordinary code.

Before discussing a few distinctive aspects of the R language, let us examine a data analysis written in R that is more realistic than the preceding examples. A recent DREAM Challenge [Sae+16] asked how well clinical and genetic covariates predict patient response to anti-TNF treatment for rheumatoid arthritis [Sie+16]. Each team of analysts was instructed to submit two models, one using only genetic covariates and the other using any combination of clinical and genetic covariates.

An analysis submitted by a top-ranking team [Kra+14] is displayed in Listing 5.3, having been lightly modified for portability. Its flow graph is shown in Figure 5.3. The analysts fit two predictive models, the first using both genetic and clinical covariates and the second using only clinical covariates. Both models use the Cubist regression algorithm [KJ13, §8.7], a variant of random forests based on M5 regression model trees [WW97]. Because the genetic data is high-dimensional, the first model is fit using the subset of the genetic covariates selected by VIF regression, a variable selection algorithm [LFU11]. The linear regression model created by VIF regression is used only for variable selection, not for prediction. If this code is found to be opaque, the semantic flow graph displayed in Figure 6.3 of the following chapter can also be consulted.

Although R conforms fairly neatly to the formalism of flow graphs, the language has two distinctive features, lazy evaluation and non-standard evaluation, that must be accounted for when transforming programs.

⁹In R, all control flow constructs, variable assignment operators, and unary and binary operators are special types of functions.

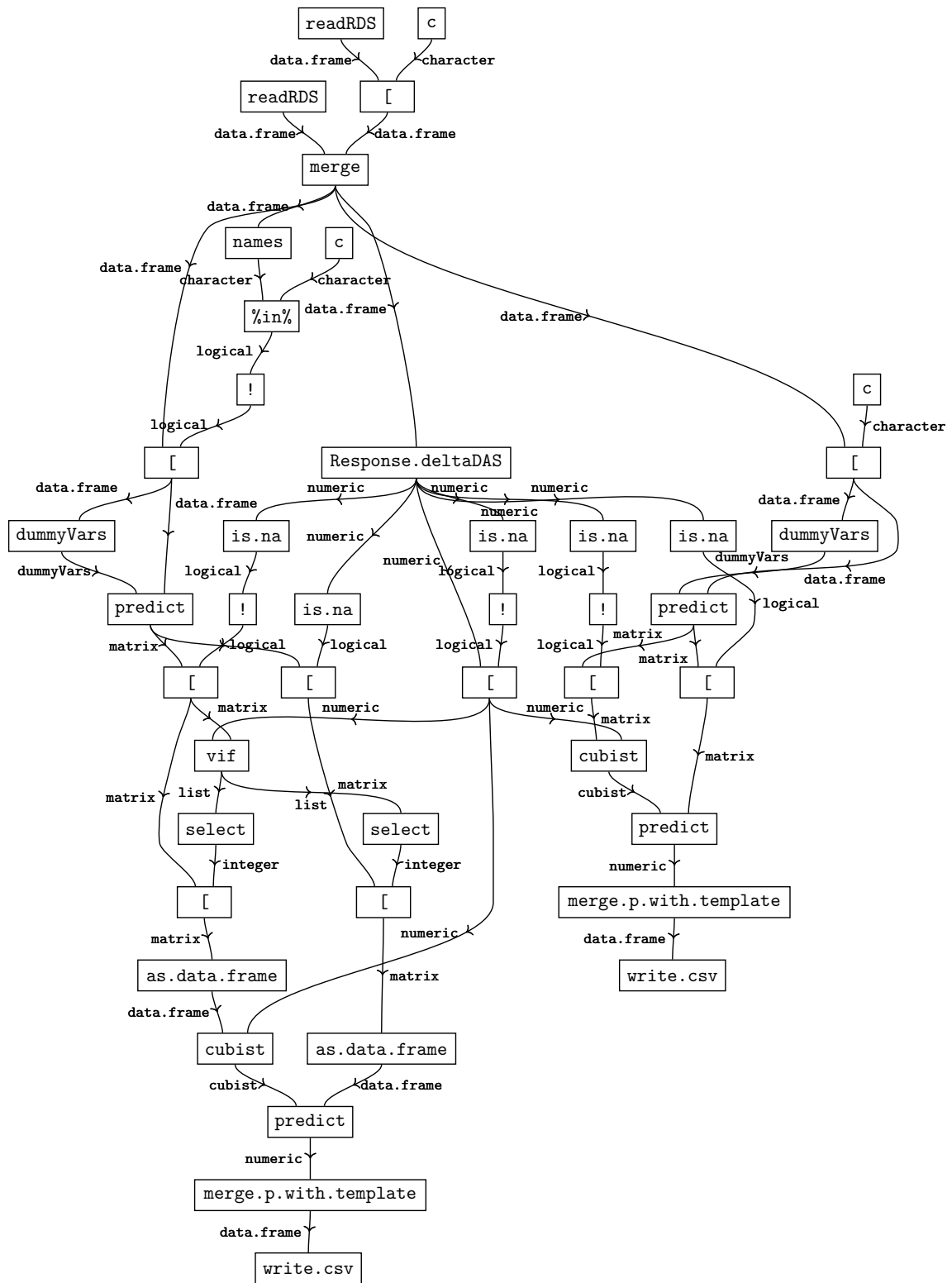


Figure 5.3: Raw flow graph for Listing 5.3

Laziness The R language has *call-by-need* semantics, under which arguments to function calls are evaluated lazily. That is, when a function is called, it does not receive previously computed values as arguments but rather *promises* to compute these values. A promise object is evaluated only when it is accessed for the first time within the body of the function. In particular, if a promise object is never accessed, then it is never evaluated. Also, the order in which a function’s arguments are evaluated depends on the body of the function.

Since R functions can have side effects, a valid program transformation generally cannot force promises to be evaluated earlier than they would otherwise be. The R program analysis system meets this requirement through non-standard evaluation, rewriting the code in the promise before the function is called, without evaluating the promise. The evaluation order is thus exactly the same as in the original program, which is not necessarily that given for Python programs in Section 5.1.

Non-standard evaluation Although R may be the world’s most widely used lazy functional programming language, most end-users of R do not explicitly rely on laziness in their code and may not even be aware that R is a lazy language [GV19]. One consequence of laziness in R is to make possible a dynamic form of metaprogramming. In *non-standard evaluation*, the interpretation of a function argument having a fixed syntactical form can depend on the internal logic of the function. Thus, in general, the semantics of R code cannot be known statically. In practice, non-standard evaluation is often only a convenience, used to abbreviate code and capture variable names for plot labels. Such uses have no significant impact on the program semantics. However, the tidyverse suite of packages makes much more extensive use of non-standard evaluation, effectively implementing its own domain-specific language for data processing within R [Wic+19].

Non-standard evaluation is the most serious obstacle to the program analysis of R code because the meaning of an expression can depend arbitrarily on the context in which it is evaluated. There appears to be no simple and generic solution to this problem. At present, our program analysis system handles, on a case-by-case basis, certain recurring patterns of non-standard evaluation in base R. However, no attempt has been made to systematically accommodate all the major uses of non-standard evaluation in the R ecosystem.

```

library("caret")
library("VIF")
library("Cubist")

merge.p.with.template <- function(p){
  template = read.csv("RAchallenge_Q1_final_template.csv")
  template$row = 1:nrow(template)
  template = template[,c(1,3)]

  ids = data.resp$IID[is.na(y)]
  p = data.frame(ID=ids, Response.deltaDAS=p)
  p = merge(template, p)
  p = p[order(p$row), ]
  p[,c(1,3)]
}

data = readRDS("pred.rds")
resp = readRDS("resp.rds")

# non-clinical model
data.resp = merge(data, resp[c("FID", "IID", "Response.deltaDAS")])
y = data.resp$Response.deltaDAS
y.training = y[!is.na(y)]

data.resp2 = data.resp[!(names(data.resp) %in% c("Response.deltaDAS", "FID", "IID"))]
dummy = predict(dummyVars(~., data=data.resp2), newdata=data.resp2)

dummy.training = dummy[!is.na(y),]
dummy.testing = dummy[is.na(y),]

v = vif(y.training, dummy.training, dw=5, w0=5, trace=F)
dummy.training.selected = as.data.frame(dummy.training[,v$select])
dummy.testing.selected = as.data.frame(dummy.testing[,v$select])

m1 = cubist(dummy.training.selected, y.training, committees=100)
p1 = predict(m1, newdata=dummy.testing.selected)

# clinical model
dummy = data.resp[c("baselineDAS", "Drug", "Age", "Gender", "Mtx")]
dummy = predict(dummyVars(~., data=dummy), newdata=dummy)
dummy.training = dummy[!is.na(y),]
dummy.testing = dummy[is.na(y), ]

m2 = cubist(dummy.training, y.training, committees=100)
p2 = predict(m2, newdata=dummy.testing)

## create csv files
p1.df = merge.p.with.template(p1)
p2.df = merge.p.with.template(p2)

write.csv(p1.df, quote=F, row.names=F, file="clinical_and_genetic.csv")
write.csv(p2.df, quote=F, row.names=F, file="clinical_only.csv")

```

Listing 5.3: R code for two models from the Rheumatoid Arthritis DREAM Challenge [Sie+16]. The code is reproduced without essential changes from [Kra+14].

5.4 Notes and references

An early version of the Python program analysis system is described in previous work by the author and collaborators [Pat+17]. Significant design and implementation changes have since been made to improve the robustness of the system. Most importantly, the use of Python’s system trace function (`sys.settrace`), which cannot trace built-in functions or C extensions, has been eliminated in favor of more difficult to implement, but more reliable, static program transformations (Sections 5.1 and 5.2). Preliminary support for the R programming language has also been added (Section 5.3). The R program analysis system was announced, but not described in any detail, in a more recent publication [Pat+18b].

Program analysis A general reference on computer program analysis, with a more theoretical orientation than this chapter, is the text by Nielson et al [NNH99]. As the book’s contents suggest, a large part of the literature on program analysis is about static analysis, with the main application being to optimizing compilers [Aho+06]. A recent survey of dynamic program analysis is [GS15]. Most applications of dynamic analysis are to debugging and testing, performance profiling, and security analysis.

Data flow analyses are also classified as *intraprocedural* (within a single procedure) or *interprocedural* (between procedures in a larger program) [NNH99, Chapter 2; KSB09]. The program analysis of this chapter is therefore a dynamic, interprocedural data flow analysis. A common intermediate representation in an interprocedural data flow analysis is a *call graph* (or *call multigraph*), where the vertices correspond to functions and there is a directed edge from vertex u to v for each call of the function v from within u . Call graphs do not contain the information about data dependency that a flow graph does. Also, a flow graph is not, strictly speaking, a graph but a wiring diagram.

By building a custom version of the R interpreter, the authors of [Mor+12] implemented the *TrackeR* system to capture detailed execution traces of R programs. The dynamic program analysis here is comparatively light-weight, being based on the standard R interpreter but running transformed R programs.

Data provenance The aim of recording the steps of a data analysis is shared by the field of data provenance. The *provenance* of a data resource includes its origin and the process of transformation by which it was derived [SPG05a]. Insofar as the survey [SPG05b] is representative, the main difference between our system and the typical data provenance

system seems to be granularity. In data provenance, the finest granularity of data resource is often files or database records, whereas our system operates on a single file and traces arbitrary program objects. For example, the StarFlow system targets data analyses written in Python but operates at the level of scripts [AYS10]. The program analysis here would be naturally complemented by a file-level provenance system to describe data provenance at multiple levels of granularity.

Chapter 6

Semantic enrichment of data science code

Compared to the programs from which they are derived, the raw flow graphs generated by the program analysis system are more readily inspected, reasoned about, and manipulated by machines. However, each flow graph is still expressed in the vernacular of a specific programming language and set of libraries. This state of affairs is unsatisfactory because the computations made by data analyses are rarely inseparable from the idioms of particular languages and packages; rather, the data analysis and its software dependencies are thought to *instantiate*, in a concrete, computable form, the abstract mathematical, statistical, and algorithmic concepts of data science. The detailed way in which this instantiation happens is in many respects arbitrary, depending on conventions adopted by the authors and the community at large.

Semantic enrichment aims to bring out the abstract concepts that underlie data science code, in a manner that is transparent to machines and insensitive to implementation details. Specifically, semantic enrichment is the process of transforming the raw flow graphs from the previous chapter into *semantic flow graphs*, whose types and functions belong to the controlled vocabulary of the Data Science Ontology. This process was outlined in the Introduction, where the semantic flow graph corresponding to all three of Figures 1.4 to 1.6 was shown in Figure 1.3. Revisiting another small example, Figure 6.1 below shows the semantic flow graph derived from the previous chapter's raw flow graph of Figure 5.1. Another, more realistic example will be shown later.

In this chapter, the Data Science Ontology and its use in semantic enrichment are

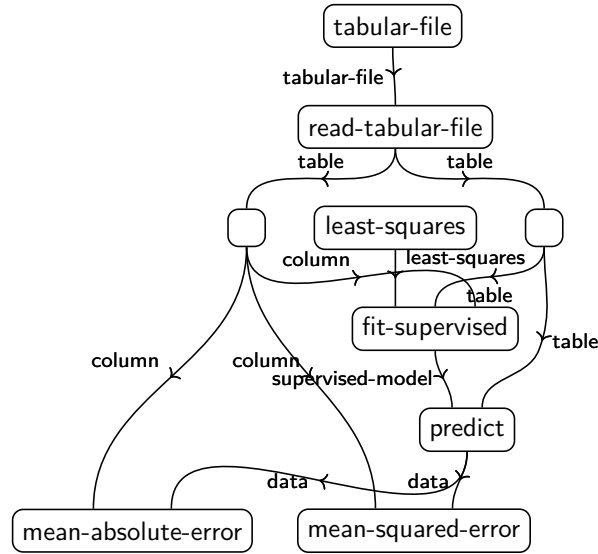


Figure 6.1: Semantic flow graph for Listing 5.1 and Figure 5.1

introduced and informally described. The ontology and the semantic enrichment process are then formalized mathematically. The concepts in the ontology form a cartesian closed category with implicit conversion, while the ontology’s code annotations partially define a functor between two such categories. Finally, the raw and semantic flow graphs are formalized as morphisms in categories of elements.

6.1 The Data Science Ontology

The Data Science Ontology is a nascent knowledge base about statistics, machine learning, and data processing. It aims to support automated reasoning about data science software.

The ontology is comprised of concepts and annotations. *Concepts* catalog the abstract entities of data science, such as data tables and statistical models, as well as the processes that manipulate them, such as loading data from a file or fitting a model to data. Reflecting the intuitive distinction between “things” and “processes,” concepts bifurcate into two kinds: types and functions. The terminology agrees with that of functional programming. Thus, a *type* represents a kind or species of thing in the domain of data science. A *function* is a functional relation or mapping from an input type, the *domain*, to an output type, the *codomain*. In this terminology, the concepts of a data table and of a statistical model are types, whereas the concept of fitting a predictive model is a function that maps an unfitted

Table 6.1: Example concepts and annotations from the Data Science Ontology

	Concept	Annotation
Type	data table	pandas data frame
	statistical model	scikit-learn estimator
Function	reading a tabular data file	<code>read_csv</code> function in pandas
	fitting a statistical model to data	<code>fit</code> method of scikit-learn estimators

predictive model, together with predictors and response data, to a fitted predictive model.

As a modeling assumption, software packages for data science, such as Pandas and Scikit-learn, are regarded as instantiating the concepts of the ontology. *Annotations* say how this instantiation occurs by mapping types and functions in software packages onto type and function concepts in the ontology. To avoid confusion between levels of abstraction, we call the former “concrete” and the latter “abstract.” Thus, a type annotation maps a concrete type—a primitive type or user-defined class in Python or R—onto an abstract type—a type concept. Likewise, a function annotation maps a concrete function onto an abstract function. As in Chapter 5, concrete function are construed in the broadest possible sense to include any programming language construct that “does something”: standalone functions, instance methods, attribute getters and setters, and so on.

The division of the ontology into concepts and annotations on the one hand, and into types and functions on the other, leads to a two-way classification. Table 6.1 lists several examples of each of the four combinations, drawn from the Data Science Ontology.

Significant modeling flexibility is needed to faithfully translate the widely varying interfaces of statistical software into a single set of concepts. Listings 1.1 to 1.3 show, for example, that the concept of k -means clustering can be instantiated in software in many different ways. To accommodate this diversity, function annotations may map a single concrete function onto an arbitrary abstract “program” comprised of function concepts. Three function annotations related to the fitting of k -means clustering models are shown in Figure 6.2.

An *ontology language* specifies what kind of abstract “program” is allowed to appear in a function annotation. It can be helpful to think of the ontology language as a minimalistic, typed, functional programming language. The analogy is imperfect because the ontology language is simpler than any commonly used programming language, being designed for

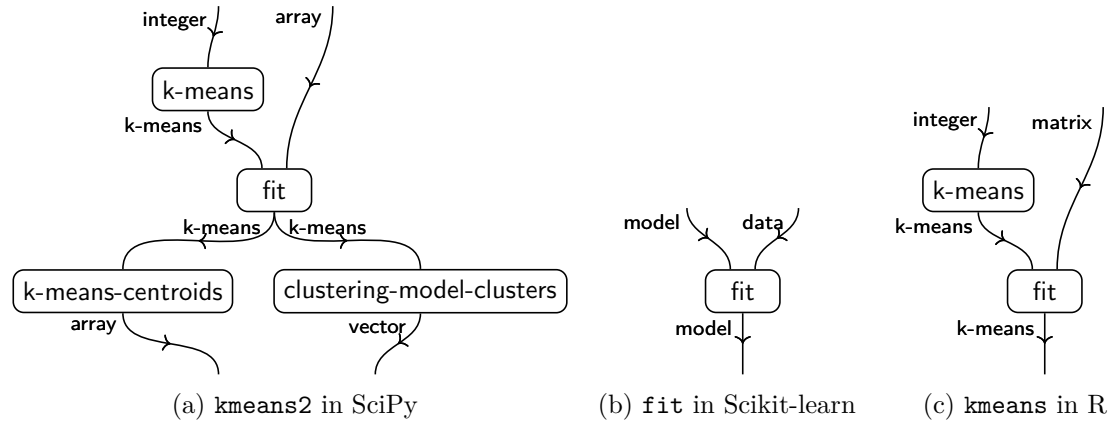


Figure 6.2: Selected function annotations from the Data Science Ontology: (a) `kmeans2` function in SciPy (see Listing 1.1); `fit` method of `BaseEstimator` class in Scikit-learn (see Listing 1.2); (c) `kmeans` function in R’s built-in `stats` package (see Listing 1.3).

knowledge representation rather than actual computing.

The ontology language has a minimalistic type system, supporting product and unit types as well as a simple form of subtyping. A *basic type* is a type that cannot be decomposed into simpler types. Basic types must be explicitly defined. All other types are *composite*. The *product* of two types X and Y is another type $X \times Y$. It has the usual meaning: an element of type $X \times Y$ is an element of type X *and* an element of type Y , in that order. Products of three or more types are defined similarly. Product types are similar to record types in conventional programming languages, such as a tuple or a named tuple in Python. There is also a *unit type* 1 inhabited by a single element. It is analogous to the `NoneType` type in Python (whose sole inhabitant is `None`) and the `NULL` type in R (whose sole inhabitant is also called `NULL`).

A type can be declared a *subtype* of one or more other types. To a first approximation, subtyping establishes an “is-a” relationship between types. In the Data Science Ontology, matrices are a subtype of both arrays (being arrays of rank 2) and data tables (being tables whose columns all have the same data type). As this example illustrates, subtyping in the ontology differs from inheritance in a typical object-oriented programming language. Subtyping should instead be understood through *implicit conversion*, also known as *coercion* [Rey80]. The idea is that if a type X is a subtype of X' , then there is a canonical way to convert elements of type X into elements of type X' . Elaborating the example, a matrix simply *is* an array (of rank 2), hence can be trivially converted into an array. A matrix

is not strictly speaking a data table but can be converted into one (of homogeneous data type) by assigning numerical names to the columns.

A function $f : X \rightarrow Y$ in the ontology language has an input type X , its *domain*, and an output type Y , its *codomain*. Like types, functions are either basic or composite. The two basic ways of constructing composite functions are composition and products, corresponding to the vertical and horizontal directions in wiring diagrams. The *composite* of a function $f : X \rightarrow Y$ with $g : Y \rightarrow Z$ is a new function $f \cdot g : X \rightarrow Z$, with the usual meaning. Algorithmically speaking, $f \cdot g$ computes *in series*: first f and then g . The *product* of functions $f : X \rightarrow Y$ and $g : W \rightarrow Z$ is another function $f \times g : X \times W \rightarrow Y \times Z$. Algorithmically, $f \times g$ computes f and g *in parallel*, taking the inputs, and returning the outputs, of both f and g . The language also contains special functions for permuting tuples of data, duplicating data, and discarding data; for a more precise account, see Section 2.3.

Besides serving as the “is-a” relation ubiquitous in knowledge representation systems, the subtype relation for objects enables *ad hoc polymorphism* for functions. The type restrictions in function composition are relaxed to allow implicit conversion, namely, to compose a function $f : X \rightarrow Y$ with $g : Y' \rightarrow Z$, it is not required that Y equals Y' , but only that Y be a subtype of Y' . Operationally, to compute $f \cdot g$, one first computes f , then coerces the result from type Y to Y' , and finally computes g . Diagrammatically, a wire connecting two boxes has valid types if and only if the source port’s type is a subtype of the target port’s type. Thus implicit conversions truly are implicit in the graphical syntax.

The ontology language also supports “is-a” relations between functions, called *subfunctions* in analogy to subtypes. In the Data Science Ontology, the function concept **read-tabular-file** of reading a table from a tabular file is a subfunction of the function concept **read-data** of reading data from a generic data source. The meaning of this statement is as follows. The domain of **read-tabular-file**, a tabular file, is a subtype of the domain of **read-data**, a generic data source. The codomain of **read-tabular-file**, a table, is a subtype of the codomain of **read-data**, generic data. Now consider two possible computational paths that take a tabular file and return generic data. We could apply **read-tabular-file**, then coerce the resulting table to generic data. Alternatively, we could coerce the tabular file to a generic data source, then apply **read-data**. The subfunction relation asserts that these two computations are equivalent. The definition of the subfunction relation for general functions $f : X \rightarrow Y$ and $f' : X' \rightarrow Y'$ is analogous and is stated formally in Section 6.3.

6.2 Semantic enrichment algorithm

The semantic enrichment algorithm, transforming raw flow graphs into semantic flow graphs, proceeds in two independent stages, one expansionary and the other contractionary. The expansion stage makes essential use of code annotations in the ontology.

Expansion In the expansion stage, the annotated parts of the raw flow graph are replaced by their abstract definitions. Each annotated box—that is, each box referring to a concrete function annotated by the ontology—is replaced by the corresponding abstract function. Likewise, the concrete type of each annotated port is replaced by the corresponding abstract type. This stage of the algorithm is “expansionary” since a function annotation’s definition can be an arbitrary program in the ontology language. In other words, a single box in the raw flow graph can become an arbitrarily large subdiagram in the semantic flow graph.

The expansion procedure is *functorial*, to use the jargon of category theory. Informally, this means two things. First, notice that concrete types are effectively annotated twice, explicitly by type annotations and implicitly by the domain and codomain types in function annotations. Functoriality requires that these abstract types be compatible, ensuring the logical consistency of type and function annotations. Second, expansion preserves the structure of the ontology language, including composition and products. The expansion of a wiring diagram is thus completely determined by its action on individual boxes (basic functions). Functoriality is a modeling decision that greatly simplifies the semantic enrichment algorithm, at the expense of imposing restrictions on how the raw flow graph can be transformed.

Contraction It is practically infeasible to annotate every reusable unit of data science source code. Even if the Data Science Ontology were to grow significantly, most real-world data analyses would use concrete types and functions without annotations. This unannotated code has unknown semantics, so properly speaking it does not belong in the semantic flow graph. However, it usually cannot be deleted without altering the data flow of the wiring diagram.

As a compromise, in the contraction stage, the unannotated parts of the raw flow graph are simplified to the extent possible. All references to unannotated types and functions are removed, leaving behind unlabeled wires and boxes. Semantically, the unlabeled wires are interpreted as arbitrary “unknown” types and the unlabeled boxes as arbitrary “unknown”

functions (which could have known domain and codomain types). The diagram is then simplified by *encapsulating* unlabeled boxes. Specifically, every maximal connected subdiagram of unlabeled boxes is encapsulated by a single unlabeled box. The interpretation is that any composition of unknown functions is just another unknown function. This stage is “contractionary” because it can only decrease the number of boxes in the diagram.

Examples revisited To reprise the small example from the Introduction, semantic enrichment transforms all three raw flow graphs of Figures 1.4 to 1.6 into the semantic flow graph of Figure 1.3. Expansions related to k -means clustering occur in all three programs.

In the first Python program (Listing 1.1 and Figure 1.4), the `kmeans2` function from SciPy expands to a compound function that creates a k -means clustering model, fits it to data, and extracts its cluster assignments and centroids, as specified by the annotation in Figure 6.2a. Note that the abstract k -means clustering model does *not* correspond to any concrete object in the original program. This design pattern is used throughout the ontology to cope with functions that are not object-oriented with respect to models.

By contrast, the second Python program is written in object-oriented style (Listing 1.2 and Figure 1.5). The `KMeans` class from Scikit-learn expands to an abstract type `k-means`. The `fit` method of this class is not annotated in the Data Science Ontology. However, the `fit` method of its superclass `BaseEstimator` *is* annotated (Figure 6.2b), so the expansion is performed using this annotation. In general, subtyping and polymorphism are indispensable for annotating object-oriented libraries parsimoniously.

The R program is intermediate between these two styles (Listing 1.3 and Figure 1.6). The `kmeans` function, annotated in Figure 6.2c, directly receives the data and the number of clusters, but returns an object of class `kmeans`. The cluster assignments and centroids are slots of this object, annotated separately. This design pattern is typical in R, due to its informal type system.

Contractions also occur in the three programs. In the first Python program, the only unannotated box is NumPy’s `delete` function. Contracting this box does not reduce the size of the wiring diagram. A contraction involving multiple boxes occurs in the second Python program. The subdiagram consisting of the Pandas method `NDFrame.drop` composed with the attribute accessor `values` is encapsulated into a single unlabeled box.

As a more realistic example, recall the data analysis for the Rheumatoid Arthritis

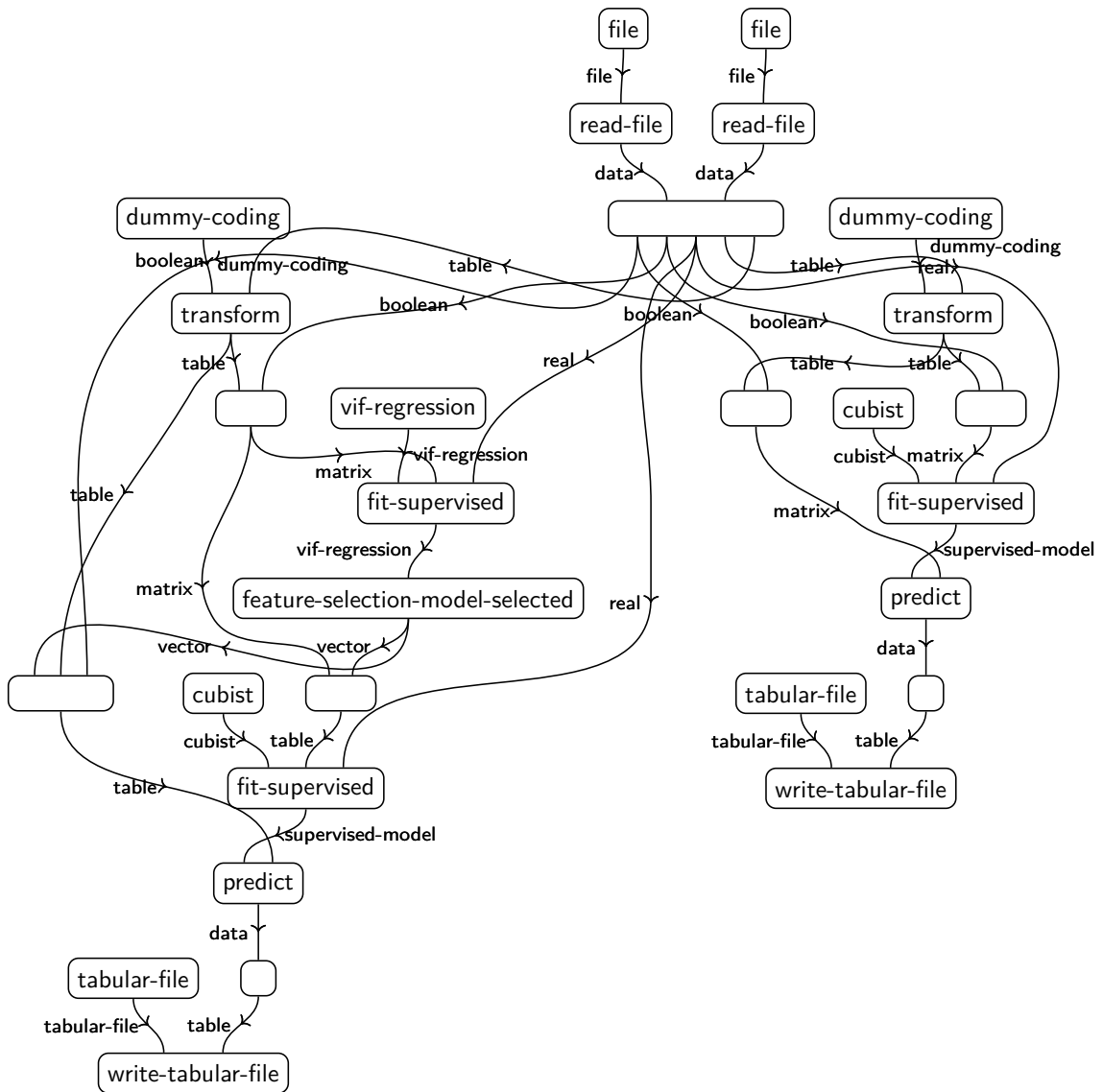


Figure 6.3: Semantic flow graph for data analysis from Rheumatoid Arthritis DREAM Challenge (Listing 5.3 and Figure 5.3)

DREAM Challenge presented in the previous chapter. The R code was displayed in Listing 5.3 and the raw flow graph in Figure 5.3. The semantic flow graph is now shown in Figure 6.3. The two models fit by the analysis, one involving a feature selection step and the other not, appear as the left and right branches of the semantic flow graph. As in the k -means clustering example, most of the unlabeled nodes in Figure 6.3, including the wide node at the top, refer to code for data preprocessing or transformation. It is a commonplace among data scientists that such “data munging” is a crucial aspect of data analysis. There is no fundamental obstacle to representing its semantics; it so happens that the relevant portion of the Data Science Ontology has not yet been developed.

6.3 Concepts as a category

The Data Science Ontology is formalized as a finitely presented category of a certain kind. The type and function concepts in the ontology are, respectively, the objects and morphisms that generate the category. Abstract programs expressed in the language of concepts are arbitrary morphisms in the category, constructed from the object and morphism generators through composition, monoidal products, and other operations. In this section, we develop a categorical structure suitable for the Data Science Ontology by augmenting cartesian closed categories with a form of subtyping based on implicit conversion. Ultimately, an ontology is defined to be a finite presentation of a cartesian closed category with implicit conversion.

Cartesian closed categories are perhaps the simplest model of typed, functional computing. Cartesian categories, reviewed in Section 2.3, have a type system with product and unit types, while closed categories, defined below, also have function types. In our experience, augmenting the type system with some form of polymorphism is a practical necessity, for the sake of both knowledge representation and parsimonious annotation of code. Our aim is not to give a sophisticated account of polymorphism but to define the minimal practically useful system. The following approach to polymorphism is adapted from the works of Goguen and Reynolds [Gog78; Rey80].

Definition 6.3.1 (Implicit conversion). A *category with implicit conversion* is a category \mathbf{C} with a distinguished subcategory \mathbf{C}_0 that is wide as a subcategory but thin as a category. That is, \mathbf{C}_0 contains all the objects of \mathbf{C} but contains at most one morphism between any two objects. If there exists a morphism $X \rightarrow X'$ in \mathbf{C}_0 , we write $X \leq X'$ and say that X is

a *subtype* of X' . The morphism $X \rightarrow X'$ itself is called an *implicit conversion* or *coercion*.¹

The informal interpretation of subtyping and implicit conversion was explained in Section 6.1. One subtle point should be noted: even when types are interpreted as sets, implicit conversions are not necessarily set inclusions or even injections. In the motivating example, matrices are a subtype of data tables, yet the set of matrices is *not* a subset of the set of data tables under any plausible formalization of a data table. The implicit conversion function must add names to the columns of the matrix, among other possible obstructions. Hence, to the slogan that “types are not sets” [Mor73] it may be added that “subtypes are not subsets.”

Mathematically speaking, the subtype relation defines a preorder on the objects of \mathbf{C} . Thus, every type X is a subtype of itself. If X is a subtype of X' and X' a subtype of X'' , then X is a subtype of X'' . The corresponding implicit conversions are given by identities and by composition, respectively. In what follows, there is no mathematical obstruction to allowing the conversions \mathbf{C}_0 to form an arbitrary category, not necessarily a preorder. That would, however, defeat the purpose: conversions would have to be disambiguated by *name* and hence would cease to be implicit.

When a category \mathbf{C} with implicit conversion is also a monoidal category, the implicit conversions should be compatible with the monoidal product.

Definition 6.3.2 (Monoidal implicit conversion). A *monoidal category with implicit conversion* is a monoidal category (\mathbf{C}, \otimes, I) whose underlying category \mathbf{C} has implicit conversions \mathbf{C}_0 , such that \mathbf{C}_0 forms a *monoidal* subcategory of \mathbf{C} .

A symmetric monoidal category has implicit conversions if its underlying monoidal category does. Likewise, a cartesian category has implicit conversions if its underlying monoidal category $(\mathbf{C}, \times, 1)$ does.

The definition requires that subtyping be compatible with product types, in the sense that if $X \leq X'$ and $Y \leq Y'$, then $X \times Y \leq X' \times Y'$, where the corresponding implicit conversion is given by the product of morphisms. The subtype relation thus makes \mathbf{C}_0 into a *monoidal preorder*.

Remark 6.3.3 (Implicit versus explicit conversion). If \mathbf{C} is a non-strict cartesian category, then the requirement that the implicit conversions form a monoidal subcategory implies

¹To be consistent in the usage of categorical and programming terminology, one might wish to say that

that the associators and unitors belong to C_0 . Therefore, $(X \times Y) \times Z \approx X \times (Y \times Z)$ and $X \times 1 \approx X \approx 1 \times X$ for all objects $X, Y, Z \in C$, where we write $X \approx Y$ for the equivalence relation that $X \leq Y$ and $Y \leq X$. It is natural to require that the associators and unitors be implicit conversions, since one does not typically wish to distinguish between different bracketings of products. In particular, the implicit conversions C_0 do *not* form a partial order when the monoidal category C is not strict (and need not form a partial order even when C is strict).

It may seem strange that C_0 is not asked to inherit the cartesian or even the symmetric monoidal structure of C . However, this leads to unwanted implicit conversions and to strictification of the original category. Namely, if C_0 is a symmetric monoidal subcategory of C , then the braidings $\sigma_{X,Y} : X \times Y \rightarrow Y \times X$ in C must satisfy $\sigma_{X,X} = 1_{X \times X}$. This is false under the set-theoretic interpretation and implies that C is symmetrically monoidally equivalent to a strictly commutative symmetric monoidal category [Kim16]. The braidings must therefore be treated as *explicit* conversions.

Because the notion of subtyping is operationalized by the implicit conversions, it can be extended from objects to morphisms through naturality squares.

Definition 6.3.4 (Submorphism). Let C be a category with implicit conversion. A morphism f in C is a *submorphism* (or *subfunction*) of another morphism f' , written $f \leq f'$, if in the arrow category C^\rightarrow there exists a (unique) morphism $f \rightarrow f'$ whose components are implicit conversions.

Explicitly, if $f : X \rightarrow Y$ and $f' : X' \rightarrow Y'$ are morphisms in C , with $X \leq X'$ and $Y \leq Y'$, then $f \leq f'$ if and only if the diagram commutes:

$$\begin{array}{ccc} X & \xrightarrow{f} & Y \\ \leq \downarrow & & \downarrow \leq \\ X' & \xrightarrow{f'} & Y' \end{array}$$

Again, see Section 6.1 for the informal interpretation and examples of this notion. Just as subtypes define a preorder on the objects of C , submorphisms define a preorder on the morphisms of C . Moreover, submorphisms respect the compositional structure of C . They are closed under identities, i.e., $1_X \leq 1_{X'}$ whenever $X \leq X'$, and under composition, i.e., if $f \leq f'$ and $g \leq g'$ are composable, then $fg \leq f'g'$. All these statements are easy to prove.

To illustrate, transitivity and closure under composition are proved by pasting commutative squares vertically and horizontally:

$$\begin{array}{ccc}
 X & \xrightarrow{f} & Y \\
 \leq \downarrow & & \downarrow \leq \\
 X' & \xrightarrow{f'} & Y' \\
 \leq \downarrow & & \downarrow \leq \\
 X'' & \xrightarrow{f''} & Y''
 \end{array}
 \qquad
 \begin{array}{ccccc}
 X & \xrightarrow{f} & Y & \xrightarrow{g} & Z \\
 \leq \downarrow & & \leq \downarrow & & \downarrow \leq \\
 X' & \xrightarrow{f'} & Y' & \xrightarrow{g'} & Z'
 \end{array}$$

When \mathbf{C} is a *cartesian* category with implicit conversion, submorphisms are also closed under products: if $f \leq f'$ and $g \leq g'$, then $f \times g \leq f' \times g'$, because, by functoriality, monoidal products preserve commutative diagrams.

As an aside, we note that this structure is succinctly captured by the notion of a monoidal double category [BMM02; Shu10; HS19].

Proposition 6.3.5. A (monoidal) category \mathbf{C} with implicit conversions forms a (monoidal) double category, in which the objects are the objects of \mathbf{C} , the horizontal 1-morphisms are the morphisms of \mathbf{C} , the vertical 1-morphisms are the implicit conversions, and the 2-morphisms are the submorphisms.

Compared to a general monoidal double category, the one here is quite simple, being thin with respect to both vertical 1-morphisms and 2-morphisms.

In a functional programming language, functions are treated as data and as such they can be passed as arguments to other functions. The type for functions $X \rightarrow Y$ is the *function type*, or *exponential type*, Y^X . Algebraically, the existence of function types corresponds to the property of a monoidal category of being *closed*.

Definition 6.3.6 (Closed monoidal category). A symmetric monoidal category (\mathbf{C}, \otimes, I) is *closed* if for every object $X \in \mathbf{C}$, the product functor $- \otimes X : \mathbf{C} \rightarrow \mathbf{C}$ has a right adjoint, denoted $[X, -] : \mathbf{C} \rightarrow \mathbf{C}$. That is, for all objects $W, X, Y \in \mathbf{C}$, there is a bijection of hom-sets

$$\mathbf{C}(W \otimes X, Y) \cong \mathbf{C}(W, [X, Y]),$$

natural in W and Y . The object $[X, Y]$ is called an *internal hom*.

X is a *subobject* of X' . However, the term “subobject” already has an established meaning in categorical logic that is related to, but different than, the usage of “subtype” here.

A *cartesian closed category* is a cartesian category that is also closed. In this case, the internal hom $[X, Y]$ is called an *exponential object* and is often denoted Y^X .

Taking W to be the monoidal unit, the adjunction establishes a one-to-one correspondence between morphisms $f : X \rightarrow Y$ in \mathbf{C} and generalized elements of type $[X, Y]$. More generally, each morphism $f : W \times X \rightarrow Y$ corresponds to a unique morphism $\lambda(f) : W \rightarrow [X, Y]$, the *currying* of f . The inverse transformation associates each morphism $g : W \rightarrow [X, Y]$ with its *uncurrying* $\lambda^{-1}(g) : W \times X \rightarrow Y$.

Let \mathbf{C} be any closed monoidal category. By the parameterized adjunction theorem [Mac98, Theorem IV.7.3; Rie16, Proposition 4.3.6], the family of internal hom functors $[X, -] : \mathbf{C} \rightarrow \mathbf{C}$, parameterized by objects $X \in \mathbf{C}$, assembles into a bifunctor $[-, -] : \mathbf{C}^{\text{op}} \times \mathbf{C} \rightarrow \mathbf{C}$ such that the bijection of hom-sets $\mathbf{C}(W \otimes X, Y) \cong \mathbf{C}(W, [X, Y])$ is natural not just in W and Y but also in X . When the category \mathbf{C} has implicit conversions, the conversions should be preserved by this bifunctor.

Definition 6.3.7 (Closed implicit conversion). A *closed monoidal category with implicit conversion* is a symmetric monoidal category with implicit conversion that is also closed, in such a way that the internal hom bifunctor $[-, -] : \mathbf{C}^{\text{op}} \times \mathbf{C} \rightarrow \mathbf{C}$ restricts to a bifunctor $\mathbf{C}_0^{\text{op}} \times \mathbf{C}_0 \rightarrow \mathbf{C}_0$ of implicit conversions. Equivalently, $[X', Y] \leq [X, Y']$ whenever $X \leq X'$ and $Y \leq Y'$.

A cartesian closed category has implicit conversions if its underlying closed monoidal category does. We denote by CCC_{\leq} the category whose objects are the (small) cartesian closed categories with implicit conversion and whose morphisms are the cartesian closed functors that preserve implicit conversions. When no confusion will result, the morphisms are simply called “functors.”

The subtype relation $[X', Y] \leq [X, Y']$, where $X \leq X'$ and $Y \leq Y'$, has the interpretation that any morphism $f : X' \rightarrow Y$ can be implicitly converted to a morphism $\tilde{f} : X \rightarrow Y'$ by “restricting the domain” and “expanding the codomain”:

$$\begin{array}{ccc} X' & \xrightarrow{f} & Y \\ \leq \uparrow & & \downarrow \leq \\ X & \dashrightarrow^{\tilde{f}} & Y' \end{array}$$

Subtypes of function types should not be confused with subfunctions. The former is a relation between the objects and the latter between morphisms; moreover, the former is

contravariant with respect to the domain object, while the latter is covariant.

The submorphism relation is, however, compatible with currying and uncurrying, as the following proposition shows.

Proposition 6.3.8. Let (\mathbf{C}, \otimes, I) be a closed monoidal category with implicit conversions and let $W \leq W'$, $X \leq X'$, and $Y \leq Y'$ be objects of \mathbf{C} . For any morphisms $f : W \otimes X \rightarrow Y$ and $f' : W' \otimes X \rightarrow Y'$, one has $f \leq f'$ if and only if $\lambda(f) \leq \lambda(f')$. Moreover, for any morphisms $g : W \otimes X \rightarrow Y$ and $g' : W \otimes X' \rightarrow Y$, one has $g \leq g'$ if and only if $\lambda(g') \leq \lambda(g)$.

Proof. The two statements are the equivalences

$$\begin{array}{ccc} W \otimes X & \xrightarrow{f} & Y \\ \leq \downarrow & & \downarrow \leq \\ W' \otimes X & \xrightarrow{f'} & Y' \end{array} \quad \rightsquigarrow \quad \begin{array}{ccc} W & \xrightarrow{\lambda f} & [X, Y] \\ \leq \downarrow & & \downarrow \leq \\ W' & \xrightarrow{\lambda f'} & [X, Y'] \end{array}$$

and

$$\begin{array}{ccc} W \times X & \xrightarrow{g} & Y \\ \leq \downarrow & & \parallel \\ W \times X' & \xrightarrow{g'} & Y \end{array} \quad \rightsquigarrow \quad \begin{array}{ccc} W & \xrightarrow{\lambda g} & [X, Y] \\ \parallel & & \uparrow \leq \\ W & \xrightarrow{\lambda g'} & [X', Y] \end{array},$$

meaning that the left square commutes if and only if the right square does. The first equivalence follows from the naturality of the adjunction with respect to W and Y [Rie16, Lemma 4.1.3], while the second equivalence follows from the naturality of the adjunction with respect to X [Mac98, Theorem IV.7.3]. \square

With these preliminaries on implicit conversion, an ontology is now defined to be nothing other than a *finitely presented* cartesian closed category with implicit conversion.

Definition 6.3.9 (Ontology). An *ontology* is a cartesian closed category with implicit conversion, given by a finite presentation. That is, it is the cartesian closed category with implicit conversion generated by finite sets of:

- *basic types*, or *object generators*, X
- *basic functions*, or *morphism generators*, $f : X \rightarrow Y$, where X and Y are objects
- *basic subtypes*, or *subtype generators*, $X \leq X'$, where X and X' are objects
- *basic subfunctions*, or *submorphism generators*, $f \leq f'$, where $f : X \rightarrow Y$ and $f' : X' \rightarrow Y'$ are morphisms satisfying $X \leq X'$ and $Y \leq Y'$

- *function equations*, or *morphism equations*, $f = g$, where $f, g : X \rightarrow Y$ are morphisms with equal domains and codomains.

If the set of morphism equations is empty, the ontology is called *free* or *freely generated*.

Strictly speaking, a finite presentation of a category is not the same as the category it presents. The former is a finitary object that can be represented on, and manipulated by, a machine. The latter is an algebraic structure of infinite size, convenient for mathematical reasoning. However, we will abuse terminology by calling both finitely presented categories, and particular presentations thereof, “ontologies.”

At the time of this writing, the Data Science Ontology is freely generated. Inference in a freely generated ontology is straightforward. Assuming that the generating subtypes and subfunctions are between basic objects and basic functions, deciding the subtype or subfunction relations amounts to computing a reflexive transitive closure. Deciding equality of objects is trivial. Deciding equality of morphisms is the *word problem* in a free cartesian closed category. In the cartesian case, this problem can be solved by the congruence closure algorithm for term graphs [BN99, §4.4]. In the future, the Data Science Ontology may include knowledge in the form of morphism equations, creating a need for new inference procedures. If arbitrary morphism equations are allowed, the word problem becomes undecidable.

6.4 Annotations as a functor

If the concepts form a category, then surely the annotations ought to assemble into a functor. Let \mathbf{C} be a cartesian closed category with implicit conversion, viewed as the concepts of an ontology. Suppose \mathbf{L} is another such category, modeling a programming language and a collection of modules written in that language. The annotations ought to define a functor $F : \mathbf{L} \rightarrow \mathbf{C}$, saying how to translate programs in \mathbf{L} into programs in \mathbf{C} .

This tidy story does not quite survive contact with reality. A fairly small set of formal concepts cannot be to exhaust the supply of informal concepts found in real-world programs. Consequently, any “functor” $F : \mathbf{L} \rightarrow \mathbf{C}$ annotating \mathbf{L} must be *partial*, in a sense that must be made precise. There will be both objects and morphisms in \mathbf{L} on which F cannot be defined, because the category \mathbf{C} is not rich enough to fully interpret \mathbf{L} .

Before turning to partial functors, consider the simpler case of partial functions. In accordance with mathematical custom, the pre-theoretical idea of “partial function” can be

reduced to the standard notion of total function. There are two common ways to do this, the first based on pointed sets and the second on spans. They are equivalent as far as sets and functions are concerned but suggest different generalizations to categories and functors.

The category of pointed sets leads to one viewpoint on partiality, popular in programming language theory. Given a set X , let $X_\perp := X \sqcup \{\perp\}$ be the set X with a freely adjoined base point \perp . A *partial function* from X to Y is then a function $f : X_\perp \rightarrow Y_\perp$ preserving the base point, so that $f(\perp) = \perp$. The function f is regarded as “undefined” on the points $x \in X$ with $f(x) = \perp$. This notion of partiality can be transported from sets to categories using enriched category theory. Categories enriched in pointed sets, where each hom-set has a base morphism \perp , have been proposed as a qualitative model of incomplete information [Mar16]. Such categories make partiality an all-or-nothing affair, because their composition laws satisfy $\perp \cdot f = f \cdot \perp = \perp$ for all morphisms f . That is far too stringent. If this composition law were adopted, the semantic flow graphs would rarely be anything besides the trivial morphism \perp .

A partial function can also be defined as a special kind of span of total functions. On this view, a *partial function* from X to Y is a span in \mathbf{Set}

$$\begin{array}{ccc} & J & \\ \iota \swarrow & & \searrow f \\ X & & Y \end{array}$$

whose left leg $\iota : J \rightarrow X$ is monic (injective). The partial function’s domain of definition is J , regarded as a subset of X . Although we shall not need it here, we note that partial functions, and partial morphisms generally, can be composed by taking pullbacks whenever they exist [Bor94c, §5.5].

The span above can be interpreted as *partially* defining a function f on X , via a set of equations indexed by J :

$$f(x_j) := y_j, \quad j \in J.$$

It is then natural to ask: what is the most general way to define a *total* function on X

obeying these equations? The answer is given by the pushout in **Set**:

$$\begin{array}{ccc}
 & J & \\
 \iota \swarrow & & \searrow f \\
 X & & Y \\
 & \wedge & \\
 f_* \searrow & Y_* & \swarrow \iota_*
 \end{array}$$

Because $\iota : J \rightarrow X$ is monic, so is $\iota_* : Y \rightarrow Y_*$, and Y can be regarded as a subset of Y_* . The commutativity of the diagram says that f_* satisfies the set of equations indexed by J . The *universal property* defining the pushout says that any other function $f' : X \rightarrow Y'$ satisfying the equations factors uniquely through f_* , meaning that there exists a unique function $g : Y_* \rightarrow Y'$ making the diagram commute:

$$\begin{array}{ccccc}
 & J & & & \\
 \iota \swarrow & & f \searrow & & \\
 X & \xrightarrow{f_*} & Y_* & \xleftarrow{\iota_*} & Y \\
 & \searrow f' & \downarrow g & \swarrow \iota' & \\
 & & Y' & &
 \end{array}$$

The codomain of the function $f_* : X \rightarrow Y_*$ consists of Y plus a “formal image” $f(x)$ for each element x on which f is undefined. Contrast this with the codomain of a function $X \rightarrow Y_\perp$, which consists of Y plus a single element \perp representing *all* the undefined values.

This viewpoint on partiality generalizes effortlessly from **Set** to any category with pushouts. Annotations can be defined as a span in \mathbf{CCC}_\leq

$$\begin{array}{ccc}
 & J & \\
 \iota \swarrow & & \searrow F \\
 L & & C
 \end{array}$$

whose left leg $\iota : J \rightarrow L$ is monic. We then form the pushout in \mathbf{CCC}_\leq :

$$\begin{array}{ccc}
 & J & \\
 \iota \swarrow & & \searrow F \\
 L & & C \\
 & \wedge & \\
 F_* \searrow & C_* & \swarrow \iota_*
 \end{array}$$

Given a morphism f in \mathbf{L} , which represents a concrete program, its image $F_*(f)$ in \mathbf{C}_* is a partial translation of the program into the language defined by the ontology's concepts.

The universal property of the pushout in \mathbf{CCC}_{\leq} , stated above in the case of \mathbf{Set} , gives an appealing intuitive interpretation to program translation. The category \mathbf{C} is not rich enough to fully translate \mathbf{L} via a functor $\mathbf{L} \rightarrow \mathbf{C}$. As a modeling assumption, we suppose that \mathbf{C} has some “completion” $\bar{\mathbf{C}}$ for which a full translation $\bar{F} : \mathbf{L} \rightarrow \bar{\mathbf{C}}$ is possible. We do not know $\bar{\mathbf{C}}$, or at the very least we cannot feasibly write it down. However, if we take the pushout functor $F_* : \mathbf{L} \rightarrow \mathbf{C}_*$, we can at least guarantee that, no matter what the complete translation \bar{F} is, it will factor through F_* . Thus F_* defines the most general possible translation, given the available information.

The properties of partial functions largely carry over to partial functors, with one important exception: the “inclusion” functor $\iota_* : \mathbf{C} \rightarrow \mathbf{C}_*$ need not be monic, even though $\iota : \mathbf{J} \rightarrow \mathbf{L}$ is. Closely related is the fact that \mathbf{CCC}_{\leq} (like its cousins \mathbf{Cat} , \mathbf{Cart} , and \mathbf{CCC} , but unlike \mathbf{Set}) does not satisfy the *amalgamation property* [MS09]. To see how ι_* can fail to be monic, suppose that the equation $f_1 \cdot f_2 = f_3$ holds in \mathbf{L} and that the defining equations include $F(f_i) := g_i$ for $i = 1, 2, 3$. Then, by the functoriality of F_* , we must have $g_1 \cdot g_2 = g_3$ in \mathbf{C}_* , even if $g_1 \cdot g_2 \neq g_3$ in \mathbf{C} . Thus the existence of F_* can force equations between morphisms in \mathbf{C}_* that do not hold in \mathbf{C} .

When the categories in question are finitely presented, the pushout functor also admits a finitary, equational presentation, suitable for computer algebra. Just as an ontology is defined to be a finitely presented category, an ontology with annotations is defined to be a finitely presented functor.

Definition 6.4.1 (Annotations). An *ontology with annotations* is a functor between cartesian closed categories with implicit conversion, defined by a finite presentation. Explicitly, it is generated by:

- a finite presentation of a category \mathbf{C} in \mathbf{CCC}_{\leq} , the ontology category;
- a finite presentation of a category \mathbf{L} in \mathbf{CCC}_{\leq} , the programming language category;
- and
- a finite set of equations partially defining a functor F from \mathbf{L} to \mathbf{C} .

The equations partially defining the functor F may be indexed by a category \mathbf{J} , in which case they take the form

$$F(X_j) := Y_j \quad \text{where} \quad X_j \in \mathbf{L}, \quad Y_j \in \mathbf{C},$$

for each $j \in J$, and

$$F(f_k) := g_k \quad \text{where} \quad f_k \in L(X_j, X_{j'}), \quad g_k \in C(Y_j, Y_{j'}),$$

for each $j, j' \in J$ and $k \in J(j, j')$. The equations present a span $L \xleftarrow{\iota} J \xrightarrow{F} C$ whose left leg is monic and the functor generated by the equations is the pushout functor $F_* : L \rightarrow C_*$ described above.

Remark 6.4.2 (Formalizing presentations). The two definitions involving finite presentations can be made completely formal using generalized algebraic theories [Car78; Car86]. There is a generalized algebraic theory of cartesian closed categories with implicit conversion, whose category of models is CCC_{\leq} , and a theory of functors between them, whose category of models is the arrow category CCC_{\leq}^{\rightarrow} . Cartmell gives as simpler examples the theory of categories, with models Cat , and the theory of functors, with models Cat^{\rightarrow} [Car86]. Lambek and Scott give an equational theory of CCC [LS86, §I.3]. Any category of models of a generalized algebraic theory is cocomplete and admits free models defined by finite presentations.

6.5 Flow graphs and categories of elements

To a first approximation, the raw and semantic flow graphs are morphisms in the categories L and C_* , respectively. The expansion stage of the semantic enrichment algorithm simply applies the annotation functor $F_* : L \rightarrow C_*$ to a morphism in L . The contraction stage, purely syntactical, groups together morphisms in C_* that are not images of C under the inclusion functor $\iota_* : C \rightarrow C_*$.

To complete the formalization of semantic enrichment, the observed elements in the raw and semantic flow graphs must be accounted for. Flow graphs capture not only the types and functions comprising a program, but also the values computed by the program. In category theory, values can be bundled together with objects and morphisms using a device called the *category of elements*. The raw and semantic flow graphs are formalized as morphisms in categories of elements.

The objects and morphisms in the ontology category C can, at least in principle, be interpreted as sets and functions. Extending the definition in Section 2.3, a set-theoretic *model* of C is a cartesian closed functor $M_C : C \rightarrow \mathbf{Set}$. In programming language terms, M_C is a *denotational semantics* for C . Suppose the concrete language L also has a model

$M_L : L \rightarrow \mathbf{Set}$. Assuming that the equations partially defining the annotation functor hold in the models of \mathbf{C} and \mathbf{L} , the diagram

$$\begin{array}{ccc}
 & \mathbf{J} & \\
 \iota \swarrow & & \searrow F \\
 \mathbf{L} & & \mathbf{C} \\
 M_L \searrow & & \swarrow M_C \\
 & \mathbf{Set} &
 \end{array}$$

commutes. By the universal property of the annotation functor F_* , there exists a unique model $M_{C_*} : C_* \rightarrow \mathbf{Set}$ making the diagram commute:

$$\begin{array}{ccccc}
 \mathbf{L} & \xrightarrow{F_*} & \mathbf{C}_* & \xleftarrow{\iota_*} & \mathbf{C} \\
 M_L \searrow & & \downarrow M_{C_*} & & \swarrow M_C \\
 & & \mathbf{Set} & &
 \end{array}$$

Each of these three interpretations yields a category of elements, also known as a “Grothendieck construction” [BW90, §12.2; Rie16, §2.4].

Definition 6.5.1. The *category of elements* of a cartesian functor $M : \mathbf{C} \rightarrow \mathbf{Set}$ has as objects, the pairs (X, x) , where $X \in \mathbf{C}$ and $x \in M(X)$, and as morphisms $(X, x) \rightarrow (Y, y)$, the morphisms $f : X \rightarrow Y$ in \mathbf{C} satisfying $M(f)(x) = y$.

The category of elements of a cartesian functor $M : \mathbf{C} \rightarrow \mathbf{Set}$ is itself a cartesian category. Composition and identities are inherited from \mathbf{C} . Products are defined on objects by

$$(X, x) \times (Y, y) := (X \times Y, (x, y))$$

and on morphisms exactly as in \mathbf{C} , and the unit object is $(1, *)$, where $*$ is the single element of $M(1) = \{*\}$. The braidings and the supply of commutative comonoids are also inherited from \mathbf{C} , the latter as

$$\Delta_{(X, x)} : (X, x) \rightarrow (X \times X, (x, x)), \quad \diamond_{(X, x)} : (X, x) \rightarrow (1, *).$$

The category of elements of a cartesian *closed* functor $M : \mathbf{C} \rightarrow \mathbf{Set}$ also contains objects of the form (Y^X, g) , where g is any function $M(X) \rightarrow M(Y)$. However, the category of elements is generally not closed, because for any pair of elements $x \in M(X)$ and $y \in M(Y)$ there can be many functions $g \in M(Y^X)$ such that $g(x) = y$.

A *raw flow graph* is finally defined to be a morphism in the category of elements of M_L . Likewise, a *semantic flow graph* is a morphism in the category of elements of M_{C_*} . Note that the models of L , C , and C_* are conceptual devices; we do not actually construct a denotational semantics for the language L or the ontology C . Instead, the program analysis system observes a *single* computation and produces a *single* morphism f in the category of elements of M_L . By the construction of the model M_{C_*} , applying the annotation functor $F_* : L \rightarrow C_*$ to this morphism f yields a morphism $F_*(f)$ belonging to the category of elements of M_{C_*} .

In summary, semantic enrichment amounts to applying the annotation functor in the category of elements. The expansion stage simply computes the functor, while the contraction stage is entirely syntactical. Contraction computes a new syntactic expression for the expanded morphism by grouping together morphisms that are not images under the inclusion $\iota_* : C \rightarrow C_*$ of the ontology category.

6.6 Notes and references

Most of the content of this chapter recapitulates previous work by the author and collaborators, principally from [Pat+18b] and its abridgment in [Pat+18a]. The discussion of implicit conversion is here extended from cartesian categories to cartesian closed categories.

Knowledge representation and program analysis The raw flow graphs forming the input to semantic enrichment are products of computer program analysis, as described in the previous chapter. The history of artificial intelligence is replete with interactions between knowledge representation and program analysis. In the late 1980s and early 1990s, automated planning and ruled-based expert systems figured in “knowledge-based program analysis” [JS85; HN90; BMW94]. Other early systems were based on description logic [Dev+91; Wel07] and graph parsing [Wil92]. These systems were designed to help software developers maintain large codebases (exceeding, say, a million lines of code) in specialized industrial domains like telecommunications. In data science, the code tends to be much shorter, the control flow more linear, and the underlying concepts better defined. Our methodology for combining program analysis with knowledge representation is accordingly quite different from those of the older literature.

Ontologies for data science There already exist several ontologies and schemas related to data science, such as the Statistics Ontology (STATO), an OWL ontology about basic statistics [GR16]; the Data Mining OPTimization Ontology (DMOP), an OWL ontology for the data mining process [Kee+15]; the Predictive Modeling Markup Language (PMML), an XML schema for data mining models [Gua+09]; and ML-Schema, a schema for data mining and machine learning workflows developed by a W3C community group [Pub+18]. The Data Science Ontology distinguishes itself from previous efforts by attempting to systematically code for data analysis. This does not appear to be a design criterion of the existing standards. For example, in STATO, concepts representing statistical methods may have designated inputs and outputs, but they are too imprecisely specified to map onto code, among other obstacles. PMML is a purely static format, designed for serializing fitted models. To successfully model computer programs, special attention must be paid to the algebraic and logical structure of programs. For this reason, the ontology language of the Data Science Ontology is based on cartesian closed categories, whereas the description logic of OWL more closely resembles bicategories of relations [Pat17].

Ontology languages and programming languages The cartesian closed categories forming the basis of the ontology language are deeply connected to the simply typed lambda calculus (see Notes to Chapter 2). The latter system is a fundamental model of functional computing. Implicit conversion, comprising the other half of the ontology language, is a form of *ad hoc polymorphism* well known in programming language theory. Building on Goguen’s work on order-sorted algebras [Gog78; GM92], Reynolds gave a categorical treatment of implicit conversion for an Algol-like language [Rey80]. A brief textbook account of Reynolds’ work appears in [Pie91, §3.2]. The approach to implicit conversion in this chapter differs from Reynold’s in being entirely algebraic, not dependent on any particular syntax or type theory. The algebraic formulation leads to shorter definitions and an easy treatment of implicit conversion for product and function types.

Chapter 7

Conclusion

Two contributions towards the digitization and systematization of data analysis have figured in this dissertation. In Chapters 3 and 4, the notion of a statistical model, first formalized by the statistical decision theorists of the early twentieth century, is supplemented by that of a *statistical theory*. Statistical models are then reinterpreted as models of statistical theories, where the word “model” assumes its meaning in mathematical logic. Some consequences and many examples of this change in perspective are presented. Statistical models possess a notion of model homomorphism that clarifies and generalizes the classical account of symmetry in theoretical statistics. Morphisms between statistical theories formalize commonly occurring relationships in statistics, such as generalization and specialization of statistical methods, null hypotheses and other model containments, and extensions of the parameter and sample spaces. Furthermore, morphisms of statistical theories induce model migration functors between the corresponding categories of statistical models.

In the second part of the dissertation, comprising Chapters 5 and 6, a software system for building semantics models of data analyses is designed and implemented. Data analyses in the form of Python or R scripts are subjected to computer program analysis, yielding a record of the data flow during the data analysis. This raw flow graph, expressed in the vernacular of a particular programming language and set of libraries, is then partially translated into a semantic flow graph, expressed in a controlled vocabulary that is independent of any particular programming language or library. Semantic enrichment is enabled by the Data Science Ontology, a nascent ontology about statistics, machine learning, and computing on data. The ontology language and the semantic enrichment process are formalized using category-theoretic methods.

7.1 Limitations and future work

Despite their placement in the text, the Data Science Ontology and associated software predate the development of the algebra of statistical theories and models. The ontology therefore does not incorporate structural information about statistical models and their relationships. For example, in the ontology, the concept of a linear model is related to that of a generalized linear model by an “is-a” morphism (an implicit conversion), but not in the detailed way specified by the statistical theory morphism $\text{GLM}_n \rightarrow \text{LM}_n$ from Section 4.4. The inability of the ontology language to express such relationships was, in fact, an early impetus for the author to develop the formalism of statistical theories.

A worthwhile future project would bring the two threads back together. Concepts in the Data Science Ontology representing statistical models would be equipped with statistical theories and the links between them extended to theory morphisms. Observed data and fitted model parameters, already collected by the program analysis software, would be embedded in models of statistical theories. To do this accurately, parsers must be written for domain-specific modeling languages such as the “model formulas” in the R language or the Patsy package [CH93; ZC10; Smi+18]. Statistical theories could even be taken as the mathematical foundation for a probabilistic programming language, realized by code generators and parsers for existing languages like Stan [Car+17]. An ontology augmented with statistical theories might also serve as a pedagogical resource for statistical modeling, of a very different style than a conventional textbook.

Further investments in software and knowledge engineering are needed to transition the program analysis software and Data Science Ontology from research prototypes to production systems. Limitations of the program analysis systems for Python and R have been discussed in Chapter 5. Most of them could be overcome through additional engineering effort. The more pressing question is how to scale the ontology’s concepts and annotations so as to cover a reasonably broad class of statistical methods and software. The prospects for automating the codification of concepts seem dim, but a combination of natural language processing and static program analysis might plausibly allow the annotation of library code to be automated, at least partially. That would be a significant advance, as it is the annotation of code that is ultimately the most burdensome.

Both mathematically and statistically, the investigation undertaken here into the algebra of statistical theories and models is the only barest beginning of a structuralist conception

of statistics. Statisticians typically distinguish between (1) the specification of a statistical model, (2) the method of estimating the model's parameters, and (3) the algorithm for computing the estimator. Only the first of these is addressed by the formalism of statistical theories and models. Moreover, within this division, the examples of Chapter 4 are selected from among the most fundamental of statistical models. The formalism should be tested against a wider range of statistical models, which may reveal the need for additional structure within statistical theories. Just as, from the pluralist standpoint of categorical logic, there is not a single kind of logical theory, there is no reason to expect there to be a single kind of statistical theory.

Besides the introduction of randomness, the most essential difference between logical and statistical models is the concept of fitting a statistical model to data, which seems to have no counterpart in mathematical logic. Indeed, in statistics, the selection of estimators and algorithms is no less important than the specification of models. In Bayesian statistics, there is only one method of fitting a model—Bayesian inference—but in frequentist statistics, a single model may be fit by many different methods. A linear model, for instance, may be fit by ordinary least squares (the maximum likelihood estimator under i.i.d. normal errors), but also by ridge regression (ℓ_2 regularization), the lasso (ℓ_1 regularization), the elastic net (a mixture of ℓ_1 and ℓ_2 regularization), and least absolute deviations (ℓ_1 objective), among countless other methods. As this example illustrates, frequentist estimators, when they cannot be written in closed form, are usually defined as solutions to optimization problems. A fuller account of statistical models would likely make contact with convex analysis and mathematical optimization.

Furthermore, both Bayesian and frequentist statistics depend upon efficient algorithms for fitting models. The distinction between estimators and algorithms is especially important when the algorithm is not guaranteed to converge to the intended estimator, as often happens in modern high-dimensional statistics and machine learning. Thus, statistical computing constitutes another broad direction for extending the algebra of statistical theories and models.

The development of statistical theories in Chapters 3 and 4 has emphasized examples over theorems, leaving many natural mathematical questions unanswered. Little has been said about the algebraic properties of the 2-category of statistical theories, theory morphisms (strict, lax, or colax), and transformations of theory morphisms or about the properties of categories of models of statistical theories. The conditions under which model migration

functors have left or right adjoints should also be determined.

Of both mathematical and practical interest is a formal way of composing statistical theories and models, the absence of which has been felt throughout Chapter 4 but especially in Section 4.3 on hierarchical models. Here is one possible approach to composing theories. For simplicity, restrict attention to statistical theories (T, p) where T is not just a strict symmetric monoidal category but a colored PROP, meaning that its monoid of objects is freely generated.¹ A statistical theory $(T, \theta \xrightarrow{p} x)$ with supply P , where $\theta = \bigotimes_{i=1}^m \theta_i$ and $x = \bigotimes_{i=1}^n x_i$ are products of object generators $\theta_1, \dots, \theta_m$ and x_1, \dots, x_n , will have domain $(P_{\theta_1}, \dots, P_{\theta_m})$ and codomain $(P_{x_1}, \dots, P_{x_n})$. Composition is defined by

$$(T, \theta \xrightarrow{p} x) \cdot (S, x' \xrightarrow{q} y) := (T +_x S, \theta \xrightarrow{p \cdot q} y),$$

where $T +_x S$ denotes the pushout of T and S identifying $x_i = x'_i$ for every $i = 1, \dots, n$. More simply, a monoidal product is defined by

$$(T, \theta \xrightarrow{p} x) \otimes (S, \phi \xrightarrow{q} y) := (T + S, \theta \otimes \phi \xrightarrow{p \otimes q} x \otimes y),$$

using the coproduct $T + S$ of T and S , and the monoidal unit is the terminal theory from Example 3.4.2. Unless one passes to isomorphism classes of theories, both the composition and product will be non-strict. A rigorous construction of the resulting higher-categorical structure is left to future work.

7.2 Outlook: statistics and the scientific method

Wherever there is a large gap between the scientific method, as commonly understood and practiced, and our best theoretical account of the method, there is an opportunity to advance science by fitting the theory and practice more closely to each other. Properly executed, the mathematical and statistical reconstruction of science is not an exercise in empty formalism. It is a means of improving the efficacy of science by eliminating errors resulting from imprecise thinking and opening new ways of understanding the world, grounded in new methodology. At its most successful, ideas that were once the exclusive province of philosophy are transformed into actionable scientific methodology. For example, this process is currently underway in the field of causal inference, where the ancient idea of causality is now being operationalized by statistical and computational methods.

¹All statistical theories presented in this text indeed have colored PROPs as underlying categories.

An enormous gap presently exists between scientific knowledge, as it is conceived by scientists and philosophers of science, and the conception of scientific knowledge implicit in mathematical statistics. According to a statistical paradigm established in the early twentieth century, scientific inference is performed by formally stating null hypotheses within statistical models and then testing them against observed data using statistical decision procedures. But is this truly how science advances—one rejected null hypothesis, one purported falsification at a time? Taking the paradigm completely literally would suggest that scientific knowledge is nothing more or less than the sum total of all rejected null hypotheses, a view that hardly any scientist or statistician could seriously entertain. So, without denying that hypothesis testing has valid uses, such as in screening to identify promising future studies, it seems plain that scientific knowledge has a far more intricate structure than a naïve interpretation of statistical hypothesis testing would suggest.

The chief value of statistics lies in the construction of statistical models that usefully, if imperfectly, explain and predict natural phenomena. However, the statistical models chosen for a particular experiment or study do not exist in a vacuum; they are motivated by, sometimes even directly derived from, a larger body of scientific knowledge. It is no simple matter to say exactly what this knowledge consists of, but it surely involves scientific theories and models, as well as experimental designs and models of experiments. Statistical theories and models, making direct contact with experimental data, sit at the bottom of a hierarchy of increasingly abstract and general scientific theories and models. The ultimate aim of science is not just to adequately model a single experiment, with its specific set of experimental conditions, but to map out the range of conditions under which a general theory is empirically adequate. When this generalizability cannot be achieved, science is useless, without explanatory or predictive power. Thus, a statistics that is well matched to the aims of science would formalize the propagation of statistical inference up the hierarchy of scientific theories and models.

While the idea of a hierarchy of scientific models has a long history in the philosophy of science, going back at least to Patrick Suppes [Sup66], it has had no discernible impact on statistical methodology. One possible explanation for this is that implementing the idea in practice would require effective computational representations of scientific and statistical models, as well as of experimental designs and models of experiments. Such considerations only lend further support to the arguments made in the Introduction for digitizing science. However, on a more basic level, the question of *how* statistical models connect to and support

scientific theories is still too poorly understood to translate into statistical methodology. Making rigorous sense of the network of theories and models in science and statistics is an inherently interdisciplinary project, which ought to involve mathematicians, statisticians, philosophers, computer scientists, and domain scientists from across the natural and social sciences. Statistics has always justified itself through its service to science by rigorizing the scientific method. A future statistics, more strongly connected to *all* the elements of scientific knowledge, would better serve this essential purpose.

Bibliography

- [AB06] Charalambos D. Aliprantis and Kim C. Border. *Infinite dimensional analysis: A hitchhiker's guide*. 3rd ed. Springer, 2006. DOI: 10.1007/3-540-29587-9.
- [AB19] Steve Awodey and Andrej Baeur. “Introduction to categorical logic”. Lecture notes. 2019. URL: <https://github.com/awodey/CatLogNotes>.
- [Agr19] Alan Agresti. *An introduction to categorical data analysis*. 3rd ed. Wiley, 2019.
- [Aho+06] Alfred V. Aho, Monica S. Lam, Ravi Sethi, and Jeffrey D. Ullman. *Compilers: principles, techniques, and tools*. 2nd ed. Addison-Wesley, 2006.
- [AHS04] Jiří Adámek, Horst Herrlich, and George E Strecker. *Abstract and concrete categories: the joy of cats*. Online edition. 2004. URL: <http://katmat.math.uni-bremen.de/acc/>.
- [AM10] Marcelo Aguiar and Swapneel Arvind Mahajan. *Monoidal functors, species and Hopf algebras*. American Mathematical Society, 2010. DOI: 10.1090/crmm/029.
- [AR94] Jiří Adámek and Jiří Rosicky. *Locally presentable and accessible categories*. Cambridge University Press, 1994. DOI: 10.1017/CB09780511600579.
- [AT10] Samson Abramsky and Nikos Tzevelekos. “Introduction to categories and categorical logic”. *New structures for physics*. 2010, pp. 3–94. DOI: 10.1007/978-3-642-12821-9_1. arXiv: 1102.1313.
- [Awo10] Steve Awodey. *Category theory*. 2nd ed. Oxford University Press, 2010.
- [AYS10] Elaine Angelino, Daniel Yamins, and Margo Seltzer. “StarFlow: A script-centric data analysis environment”. *International Provenance and Annotation Workshop*. 2010, pp. 236–250. DOI: 10.1007/978-3-642-17819-1_27.
- [Bai09] Daniela M. Bailer-Jones. *Scientific models in philosophy of science*. University of Pittsburgh Press, 2009.

- [BD98] John Baez and James Dolan. “Categorification” (1998). arXiv: [math/9802029](#).
- [BE15] John C. Baez and Jason Erbele. “Categories in control”. *Theory and Applications of Categories* 30.24 (2015), pp. 836–881. arXiv: [1405.6881](#).
- [Bel13] Roman V. Belavkin. “Optimal measures and Markov transition kernels”. *Journal of Global Optimization* 55.2 (2013), pp. 387–416. DOI: [10.1007/s10898-012-9851-1](#). arXiv: [1012.0366](#).
- [Bén63] Jean Bénabou. “Catégories avec multiplication”. *Comptes Rendue Acad. Sci. Paris* 256 (1963), pp. 1887–1890.
- [Ber85] James O. Berger. *Statistical decision theory and Bayesian analysis*. 2nd ed. Springer, 1985. DOI: [10.1007/978-1-4757-4286-2](#).
- [Ber87] Marcel Berger. *Geometry I*. Springer, 1987. DOI: [10.1007/978-3-540-93815-6](#).
- [Bez+17] Jeff Bezanson, Alan Edelman, Stefan Karpinski, and Viral B Shah. “Julia: A fresh approach to numerical computing”. *SIAM Review* 59.1 (2017), pp. 65–98. DOI: [10.1137/141000671](#).
- [BF14] John C. Baez and Tobias Fritz. “A Bayesian characterization of relative entropy”. *Theory and Applications of Categories* 29.16 (2014), pp. 422–456. arXiv: [1402.3067](#).
- [Blu+97] Richard Blute, Josée Desharnais, Abbas Edalat, and Prakash Panangaden. “Bisimulation for labelled Markov processes”. *Proceedings of Twelfth Annual IEEE Symposium on Logic in Computer Science*. 1997, pp. 149–158. DOI: [10.1109/LICS.1997.614943](#).
- [BM18] John C. Baez and Jade Master. “Open Petri nets” (2018). arXiv: [1808.05415](#).
- [BMM02] Roberto Bruni, José Meseguer, and Ugo Montanari. “Symmetric monoidal and cartesian double categories as a semantic framework for tile logic”. *Mathematical Structures in Computer Science* 12.1 (2002), pp. 53–90. DOI: [10.1017/S0960129501003462](#).
- [BMW94] Ted J. Biggerstaff, Bharat G. Mitbender, and Dallas E. Webster. “Program understanding and the concept assignment problem”. *Communications of the ACM* 37.5 (1994), pp. 72–82. DOI: [10.1145/175290.175300](#).

- [BN99] Franz Baader and Tobias Nipkow. *Term rewriting and all that*. Cambridge University Press, 1999. DOI: 10.1017/CB09781139172752.
- [Bor94a] Francis Borceux. *Handbook of categorical algebra 1: Basic category theory*. Vol. 1. Cambridge University Press, 1994. DOI: 10.1017/CB09780511525858.
- [Bor94b] Francis Borceux. *Handbook of Categorical Algebra 2: Categories and structures*. Vol. 2. Cambridge University Press, 1994. DOI: 10.1017/CB09780511525865.
- [Bor94c] Francis Borceux. *Handbook of categorical algebra 3: Categories of sheaves*. Vol. 3. Cambridge University Press, 1994. DOI: 10.1017/CB09780511525872.
- [Bra+01] Alvis Brazma, Pascal Hingamp, John Quackenbush, Gavin Sherlock, Paul Spellman, Chris Stoeckert, John Aach, Wilhelm Ansorge, Catherine A Ball, Helen C Causton, et al. “Minimum information about a microarray experiment (MI-AME)—toward standards for microarray data”. *Nature genetics* 29.4 (2001), p. 365. DOI: 10.1038/ng1201-365. PMID: 11726920.
- [Bre01] Leo Breiman. “Statistical modeling: The two cultures”. *Statistical science* 16.3 (2001), pp. 199–231. DOI: 10.1214/ss/1009213726.
- [Bro86] Lawrence D. Brown. *Fundamentals of statistical exponential families: with applications in statistical decision theory*. Institute of Mathematical Statistics, 1986. DOI: 10.1214/lrms/1215466759.
- [Bry95] Włodzimierz Bryc. *The normal distribution: characterizations with applications*. Springer, 1995. DOI: 10.1007/978-1-4612-2560-7.
- [BS10] John Baez and Mike Stay. “Physics, topology, logic and computation: a Rosetta Stone”. *New structures for physics*. 2010, pp. 95–172. DOI: 10.1007/978-3-642-12821-9_2. arXiv: 0903.0340.
- [BS81] Stanley Burris and H. P. Sankappanavar. *A course in universal algebra*. Online edition at <http://www.math.uwaterloo.ca/~snburris/htdocs/ualg.html>. Springer-Verlag, 1981.
- [BSZ17] Filippo Bonchi, Paweł Sobociński, and Fabio Zanasi. “Interacting Hopf algebras”. *Journal of Pure and Applied Algebra* 221.1 (2017), pp. 144–184. DOI: 10.1016/j.jpaa.2016.06.002.
- [BV02] Paolo Boldi and Sebastiano Vigna. “Fibrations of graphs”. *Discrete Mathematics* 243.1-3 (2002), pp. 21–66. DOI: 10.1016/S0012-365X(00)00455-6.

- [BW90] Michael Barr and Charles Wells. *Category theory for computing science*. Republished in *Reprints in Theory and Applications of Categories*, No. 22 (2012) pp. 1–538. Prentice Hall, 1990. URL: <http://www.tac.mta.ca/tac/reprints/articles/22/tr22abs.html>.
- [Cam86] L. L. Campbell. “An extended Čencov characterization of the information metric”. *Proceedings of the American Mathematical Society* 98.1 (1986), pp. 135–141. DOI: 10.1090/S0002-9939-1986-0848890-5.
- [Car+17] Bob Carpenter, Andrew Gelman, Matthew D. Hoffman, Daniel Lee, Ben Goodrich, Michael Betancourt, Marcus Brubaker, Jiqiang Guo, Peter Li, and Allen Riddell. “Stan: A probabilistic programming language”. *Journal of Statistical Software* 76.1 (2017). DOI: 10.18637/jss.v076.i01.
- [Car78] John Cartmell. “Generalised algebraic theories and contextual categories”. PhD thesis. Oxford University, 1978.
- [Car86] John Cartmell. “Generalised algebraic theories and contextual categories”. *Annals of Pure and Applied Logic* 32 (1986), pp. 209–243. DOI: 10.1016/0168-0072(86)90053-9.
- [Car87] Aurelio Carboni. “Bicategories of partial maps”. *Cahiers de Topologie et Géométrie Différentielle Catégoriques* 28.2 (1987), pp. 111–126. URL: http://www.numdam.org/item?id=CTGDC_1987__28_2_111_0.
- [Čen65] N. N. Čencov. “The categories of mathematical statistics”. *Dokl. Akad. Nauk SSSR* 164.3 (1965). In Russian, pp. 511–514.
- [Čen72] N. N. Čencov. *Statistical decision rules and optimal decisions*. In Russian. Nauka, Moscow, 1972.
- [Čen78] N. N. Čencov. “Algebraic foundation of mathematical statistics”. *Statistics: A Journal of Theoretical and Applied Statistics* 9.2 (1978), pp. 267–276.
- [Čen82] N. N. Čencov. *Statistical decision rules and optimal inference*. Translations of Mathematical Monographs 53. American Mathematical Society, 1982.
- [CF13] Valerio Capraro and Tobias Fritz. “On the axiomatization of convex subsets of Banach spaces”. *Proceedings of the American Mathematical Society* 141.6 (2013), pp. 2127–2135. DOI: 10.1090/S0002-9939-2013-11465-6. arXiv: 1105.1270.

- [CH93] John M. Chambers and Trevor J. Hastie. “Statistical models”. *Statistical models in S*. Ed. by John M. Chambers and Trevor J. Hastie. Chapman and Hall, 1993, pp. 13–44.
- [Cha16] John M. Chambers. *Extending R*. CRC Press, 2016.
- [Cha93] John M. Chambers. “Greater or lesser statistics: a choice for future research”. *Statistics and Computing* 3.4 (1993), pp. 182–184. DOI: 10.1007/BF00141776.
- [CJ19] Kenta Cho and Bart Jacobs. “Disintegration and Bayesian inversion via string diagrams”. *Mathematical Structures in Computer Science* 29.7 (2019), pp. 938–971. DOI: 10.1017/S0960129518000488.
- [CM18] Iain Carmichael and J. S. Marron. “Data science vs. statistics: two cultures?” *Japanese Journal of Statistics and Data Science* 1.1 (2018), pp. 117–138. DOI: 10.1007/s42081-018-0009-3. arXiv: 1801.00371.
- [Coe11] Bob Coecke, ed. *New structures for physics*. Springer, 2011. DOI: 10.1007/978-3-642-12821-9.
- [Com18] Patrick L. Combettes. “Perspective functions: Properties, constructions, and examples”. *Set-Valued and Variational Analysis* 26.2 (2018), pp. 247–264. DOI: 10.1007/s11228-017-0407-x.
- [CP10] Bob Coecke and Eric Oliver Paquette. “Categories for the practising physicist”. *New structures for physics*. 2010, pp. 173–286. DOI: 10.1007/978-3-642-12821-9_3. arXiv: 0905.3010.
- [CP97] Joseph T. Chang and David Pollard. “Conditioning as disintegration”. *Statistica Neerlandica* 51.3 (1997), pp. 287–317. DOI: 10.1111/1467-9574.00056.
- [Cro93] Roy L. Crole. *Categories for types*. Cambridge University Press, 1993. DOI: 10.1017/CB09781139172707.
- [CW87] Aurelio Carboni and Robert F.C. Walters. “Cartesian bicategories I”. *Journal of Pure and Applied Algebra* 49.1-2 (1987), pp. 11–32. DOI: 10.1016/0022-4049(87)90121-6.
- [Dav03] A. C. Davison. *Statistical models*. Cambridge University Press, 2003. DOI: 10.1017/CB09780511815850.
- [Dei05] Anton Deitmar. *A first course in harmonic analysis*. 2nd ed. Springer, 2005. DOI: 10.1007/0-387-27561-4.

- [Dev+91] Prem Devanbu, Ron Brachman, Peter G. Selfridge, and Bruce W. Ballard. “LaSSIE: A knowledge-based software information system”. *Communications of the ACM* 34.5 (1991), pp. 34–49. DOI: 10.1145/103167.103172.
- [Dev86] Luc Devroye. *Non-uniform random variate generation*. Springer, 1986. DOI: 10.1007/978-1-4613-8643-8.
- [Don17] David Donoho. “50 years of data science”. *Journal of Computational and Graphical Statistics* 26.4 (2017), pp. 745–766. DOI: 10.1080/10618600.2017.1384734.
- [Eat89] Morris L. Eaton. *Group invariance applications in statistics*. Vol. 1. Regional Conference Series in Probability and Statistics. Institute of Mathematical Statistics, 1989.
- [EH16] Bradley Efron and Trevor Hastie. *Computer age statistical inference: Algorithms, evidence, and data science*. Cambridge University Press, 2016. DOI: 10.1017/CB09781316576533.
- [EM42] Samuel Eilenberg and Saunders MacLane. “Natural isomorphisms in group theory”. *Proceedings of the National Academy of Sciences* 28.12 (1942), p. 537. DOI: 10.1073/pnas.28.12.537.
- [EM45] Samuel Eilenberg and Saunders MacLane. “General theory of natural equivalences”. *Transactions of the American Mathematical Society* 58.2 (1945), pp. 231–294. DOI: 10.1090/S0002-9947-1945-0013131-6.
- [Eti+15] Pavel Etingof, Shlomo Gelaki, Dmitri Nikshych, and Victor Ostrik. *Tensor categories*. American Mathematical Society, 2015. DOI: 10.1090/surv/205.
- [Fel71] William Feller. *An introduction to probability theory and its applications*. 2nd ed. Vol. 2. John Wiley & Sons, 1971.
- [Fer67] Thomas S. Ferguson. *Mathematical statistics: A decision theoretic approach*. Academic Press, 1967.
- [FKN90] Kai Wang Fang, Samuel Kotz, and Kai Wang Ng. *Symmetric multivariate and related distributions*. Chapman and Hall, 1990. DOI: 10.1201/9781351077040.
- [Fon12] Brendan Fong. “Causal theories: A categorical perspective on Bayesian networks”. MSc thesis. University of Oxford, 2012. arXiv: 1301.6201.

- [Fox76] Thomas Fox. “Coalgebras and cartesian categories”. *Communications in Algebra* 4.7 (1976), pp. 665–667. DOI: 10.1080/00927877608822127.
- [Fra80] Bas C. van Fraassen. *The scientific image*. Oxford University Press, 1980. DOI: 10.1093/0198244274.001.0001.
- [Fra87] Bas C. van Fraassen. “The semantic approach to scientific theories”. *The process of science*. 1987, pp. 105–124. DOI: 10.1007/978-94-009-3519-8_6.
- [Fri20] Tobias Fritz. “A synthetic approach to Markov kernels, conditional independence and theorems on sufficient statistics”. *Advances in Mathematics* 370.107239 (2020). DOI: 10.1016/j.aim.2020.107239. arXiv: 1908.07021.
- [FS19a] Brendan Fong and David I. Spivak. *An invitation to applied category theory: Seven sketches in compositionality*. Cambridge University Press, 2019. DOI: 10.1017/9781108668804. arXiv: 1803.05316.
- [FS19b] Brendan Fong and David I. Spivak. “Regular and relational categories: Revisiting ‘Cartesian bicategories I’” (2019). arXiv: 1909.00069.
- [FS19c] Brendan Fong and David I. Spivak. “Supplying bells and whistles in symmetric monoidal categories” (2019). arXiv: 1908.02633.
- [Gel+13] Andrew Gelman, John B. Carlin, Hal S. Stern, David B. Dunson, Aki Vehtari, and Donald B. Rubin. *Bayesian data analysis*. 3rd ed. CRC Press, 2013. URL: <http://www.stat.columbia.edu/~gelman/book/BDA3.pdf>.
- [Gel06] Andrew Gelman. “Prior distributions for variance parameters in hierarchical models”. *Bayesian analysis* 1.3 (2006), pp. 515–534. DOI: 10.1214/06-BA117A.
- [GH06] Andrew Gelman and Jennifer Hill. *Data analysis using regression and multi-level/hierarchical models*. Cambridge University Press, 2006. DOI: 10.1017/CB09780511790942.
- [Gir15] Samuele Giraudo. “Combinatorial operads from monoids”. *Journal of Algebraic Combinatorics* 41.2 (2015), pp. 493–538. DOI: 10.1007/s10801-014-0543-4.
- [Gir82] Michele Giry. “A categorical approach to probability theory”. *Categorical aspects of topology and analysis*. 1982, pp. 68–85. DOI: 10.1007/BFb0092872.
- [Gir99] Jean-Yves Girard. “On the meaning of logical rules I: syntax versus semantics”. *Computational logic*. 1999, pp. 215–272. DOI: 10.1007/978-3-642-58622-4_7.

- [GM92] Joseph Goguen and José Meseguer. “Order-sorted algebra I: Equational deduction for multiple inheritance, overloading, exceptions and partial operations”. *Theoretical Computer Science* 105.2 (1992), pp. 217–273. DOI: 10.1016/0304-3975(92)90302-V.
- [Gog78] Joseph Goguen. *Order sorted algebra*. Tech. rep. 14, Semantics and Theory of Computation Series. UCLA Computer Science Department, 1978.
- [Gol84] Robert Goldblatt. *Topoi: the categorical analysis of logic*. 2nd ed. Elsevier, 1984.
- [GR16] Alejandra Gonzalez-Beltran and Philippe Rocca-Serra. *Statistics Ontology (STATO)*. [Online]. 2016. URL: <http://stato-ontology.org>.
- [Gro96] David J. Gross. “The role of symmetry in fundamental physics”. *Proceedings of the National Academy of Sciences* 93.25 (1996), pp. 14256–14259. DOI: 10.1073/pnas.93.25.14256.
- [GS15] Anjana Gosain and Ganga Sharma. “A survey of dynamic program analysis techniques and tools”. *Proceedings of the 3rd International Conference on Frontiers of Intelligent Computing: Theory and Applications (FICTA) 2014*. 2015, pp. 113–122. DOI: 10.1007/978-3-319-11933-5_13.
- [Gua+09] Alex Guazzelli, Michael Zeller, Wen-Ching Lin, and Graham Williams. “PMML: An open standard for sharing models”. *The R Journal* 1.1 (2009), pp. 60–65. DOI: 10.32614/RJ-2009-010.
- [Gut13] Dwight Guth. “A formal semantics of Python 3.3”. MS thesis. University of Illinois at Urbana-Champaign, 2013. URL: <http://hdl.handle.net/2142/45275>.
- [GV19] Aviral Goel and Jan Vitek. “On the design, implementation, and use of laziness in R”. *Proceedings of the ACM on Programming Languages*. Vol. 3. OOPSLA. 2019, pp. 1–27. DOI: 10.1145/3360579. arXiv: 1909.08958.
- [Hal59] Marshall Hall Jr. *The theory of groups*. Macmillan, 1959.
- [Has97] Masahito Hasegawa. “Models of sharing graphs: a categorical semantics of let and letrec”. PhD thesis. University of Edinburgh, 1997.
- [HH18] Susan Holmes and Wolfgang Huber. *Modern statistics for modern biology*. Cambridge University Press, 2018.

- [HL93] Jean-Baptiste Hiriart-Urruty and Claude Lemaréchal. *Convex analysis and minimization algorithms*. Vol. I. Springer, 1993. DOI: 10.1007/978-3-662-02796-7.
- [HN52] Graham Higman and B. H. Neumann. “Groups as groupoids with one law”. *Publicationes Mathematicae Debrecen* 2.215–227 (1952), p. 228.
- [HN90] Mehdi T. Harandi and Jim Q. Ning. “Knowledge-based program analysis”. *IEEE Software* 7.1 (1990), pp. 74–81. DOI: 10.1109/52.43052.
- [Hof09] Peter D. Hoff. *A first course in Bayesian statistical methods*. Springer, 2009. DOI: 10.1007/978-0-387-92407-6.
- [HS19] Linde Wester Hansen and Michael Shulman. “Constructing symmetric monoidal bicategories functorially” (2019). arXiv: 1910.09240.
- [HTT09] Tony Hey, Stewart Tansley, and Kristin Tolle, eds. *The fourth paradigm: data-intensive scientific discovery*. Online edition. Microsoft Research, 2009. URL: <https://www.microsoft.com/en-us/research/publication/fourth-paradigm-data-intensive-scientific-discovery/>.
- [Hun07] J. D. Hunter. “Matplotlib: A 2D graphics environment”. *Computing in Science & Engineering* 9.3 (2007), pp. 90–95. DOI: 10.1109/MCSE.2007.55.
- [HV13] Chris Heunen and Jamie Vicary. “Introduction to categorical quantum mechanics”. 2013.
- [HV19] Chris Heunen and Jamie Vicary. *Categories for quantum theory: an introduction*. Oxford University Press, 2019. DOI: 10.1093/oso/9780198739623.001.0001.
- [Joh02] Peter T. Johnstone. *Sketches of an elephant: A topos theory compendium*. Two volumes. Oxford University Press, 2002.
- [Joh19] Iain M. Johnstone. “Gaussian estimation: Sequence and wavelet models”. Book draft. 2019. URL: http://statweb.stanford.edu/~imj/GE_09_16_19.pdf.
- [Jør87] Bent Jørgensen. “Exponential dispersion models”. *Journal of the Royal Statistical Society: Series B (Methodological)* 49.2 (1987), pp. 127–145. DOI: 10.1111/j.2517-6161.1987.tb01685.x.
- [Jør92] Bent Jørgensen. “Exponential dispersion models and extensions: A review”. *International Statistical Review* 60.1 (1992), pp. 5–20. DOI: 10.2307/1403498.

- [Jør93] Bent Jørgensen. *Theory of linear models*. Chapman and Hall, 1993.
- [Jør97] Bent Jørgensen. *The theory of dispersion models*. Chapman and Hall, 1997.
- [JS85] W. Lewis Johnson and Elliot Soloway. “PROUST: Knowledge-based program understanding”. *IEEE Transactions on Software Engineering* 3 (1985), pp. 267–275. DOI: 10.1109/TSE.1985.232210.
- [JS91] André Joyal and Ross Street. “The geometry of tensor calculus, I”. *Advances in mathematics* 88.1 (1991), pp. 55–112. DOI: 10.1016/0001-8708(91)90003-P.
- [JS95] André Joyal and Ross Street. “The geometry of tensor calculus, II”. Unpublished manuscript. 1995. URL: <http://maths.mq.edu.au/~street/GTCII.pdf>.
- [Kal02] Olav Kallenberg. *Foundations of modern probability*. 2nd ed. Springer, 2002. DOI: 10.1007/978-1-4757-4015-8.
- [Kal17] Olav Kallenberg. *Random measures, theory and applications*. Springer, 2017. DOI: 10.1007/978-3-319-41598-7.
- [Kee+15] C. Maria Keet, Agnieszka Ławrynowicz, Claudia d’Amato, Alexandros Kalousis, Phong Nguyen, Raul Palma, Robert Stevens, and Melanie Hilario. “The Data Mining OPTimization Ontology”. *Journal of Web Semantics* 32 (2015), pp. 43–53. DOI: 10.1016/j.websem.2015.01.001.
- [Kel64] G. M. Kelly. “On MacLane’s conditions for coherence of natural associativities, commutativities, etc.” *Journal of Algebra* 1.4 (1964), pp. 397–402. DOI: 10.1016/0021-8693(64)90018-3.
- [Kim16] Youngsoo Kim. “A note on strict commutativity of a monoidal product”. *Pure and Applied Mathematics Journal* 5.5 (2016), pp. 155–159. DOI: 10.11648/j.pamj.20160505.13.
- [KJ13] Max Kuhn and Kjell Johnson. *Applied predictive modeling*. Springer, 2013. DOI: 10.1007/978-1-4614-6849-3.
- [Kle13] Achim Klenke. *Probability theory: a comprehensive course*. 2nd ed. Springer, 2013. DOI: 10.1007/978-1-4471-5361-0.
- [Kra+14] Eric Kramer, Bhuvan Molparia, Nathan Wineinger, and Ali Torkamani. *Rheumatoid arthritis final predictions*. 2014. DOI: 10.7303/syn2491171. URL: <https://www.synapse.org/#!/Synapse:syn2491171>.

- [KSB09] Uday P. Khedker, Amitabha Sanyal, and Karkare Bageshri. *Data flow analysis: theory and practice*. CRC Press, 2009. DOI: 10.1201/9780849332517.
- [Lam80] Joachim Lambek. “From λ -calculus to cartesian closed categories”. *To H. B. Curry: essays on combinatory logic, lambda calculus and formalism*. Ed. by J. P. Seldin and J. Hindley. 1980, pp. 375–402.
- [Lan92] William Landi. “Undecidability of static analysis”. *ACM Letters on Programming Languages and Systems (LOPLAS)* 1.4 (1992), pp. 323–337. DOI: 10.1145/161494.161501.
- [Law63] F. William Lawvere. “Functorial semantics of algebraic theories”. Republished in *Reprints in Theory and Applications of Categories*, No. 5 (2004), pp. 1–121. PhD thesis. Columbia University, 1963. URL: <http://www.tac.mta.ca/tac/reprints/articles/5/tr5abs.html>.
- [LC98] E. L. Lehmann and George Casella. *Theory of point estimation*. 2nd ed. Springer, 1998. DOI: 10.1007/b98854.
- [Leb04] Guy Lebanon. “An extended Čencov-Campbell characterization of conditional information geometry”. *Proceedings of the 20th Conference on Uncertainty in Artificial Intelligence*. 2004, pp. 341–348. arXiv: 1207.4139.
- [Lei14] Tom Leinster. *Basic category theory*. Cambridge University Press, 2014. DOI: 10.1017/CB09781107360068. arXiv: 1612.09375.
- [LFU11] Dongyu Lin, Dean P. Foster, and Lyle H. Ungar. “VIF regression: a fast regression algorithm for large data”. *Journal of the American Statistical Association* 106.493 (2011), pp. 232–247. DOI: 10.1198/jasa.2011.tm10113.
- [LM08] Lawrence M. Leemis and Jacquelyn T. McQueston. “Univariate distribution relationships”. *The American Statistician* 62.1 (2008), pp. 45–53. DOI: 10.1198/000313008X270448.
- [LR05] E. L. Lehmann and Joseph P. Romano. *Testing statistical hypotheses*. 3rd ed. Springer, 2005. DOI: 10.1007/0-387-27605-X.
- [LS09] F. William Lawvere and Stephen H. Schanuel. *Conceptual mathematics: a first introduction to categories*. 2nd ed. Cambridge University Press, 2009. DOI: 10.1017/CB09780511804199.

- [LS86] Joachim Lambek and Philip J. Scott. *Introduction to higher-order categorical logic*. Cambridge University Press, 1986.
- [MA98] Alexander Mauskop and Burton M. Altura. “Role of magnesium in the pathogenesis and treatment of migraines”. *Clinical Neuroscience* 5.1 (1998), pp. 24–27. PMID: 9523054.
- [Mac63] Saunders Mac Lane. “Natural associativity and commutativity”. *Rice Institute Pamphlet - Rice University Studies* 49.4 (1963).
- [Mac98] Saunders Mac Lane. *Categories for the working mathematician*. 2nd ed. Springer, 1998. DOI: 10.1007/978-1-4757-4721-8.
- [Mar08] Martin Markl. “Operads and PROPs”. *Handbook of Algebra* 5 (2008), pp. 87–140. DOI: 10.1016/S1570-7954(07)05002-4.
- [Mar16] Dan Marsden. “Ambiguity and incomplete information in categorical models of language”. *Quantum Physics and Logic (QPL 2016)*. 2016, pp. 95–107. arXiv: 1701.00660.
- [McC02] Peter McCullagh. “What is a statistical model?” *Annals of Statistics* 30.5 (2002), pp. 1225–1267. DOI: 10.1214/aos/1035844977.
- [McC93] William W. McCune. “Single axioms for groups and abelian groups with various operations”. *Journal of Automated Reasoning* 10.1 (1993), pp. 1–13. DOI: 10.1007/BF00881862.
- [McK10] Wes McKinney. “Data structures for statistical computing in Python”. *Proceedings of the 9th Python in Science Conference*. 2010, pp. 56–61. DOI: 10.25080/Majora-92bf1922-00a.
- [McQ+16] Peter McQuilton, Alejandra Gonzalez-Beltran, Philippe Rocca-Serra, Milo Thurston, Allyson Lister, Eamonn Maguire, and Susanna-Assunta Sansone. “BioSharing: curated and crowd-sourced metadata standards, databases and data policies in the life sciences”. *Database* 2016 (2016). DOI: 10.1093/database/baw075. PMID: 27189610.
- [MKB79] K. V. Mardia, J. T. Kent, and J. M. Bibby. *Multivariate analysis*. Academic Press, 1979.
- [MN89] Peter McCullagh and J.A. Nelder. *Generalized linear models*. Chapman and Hall, 1989.

- [Mor+12] Floréal Morandat, Brandon Hill, Leo Osvald, and Jan Vitek. “Evaluating the design of the R language: Objects and functions for data analysis”. *European Conference on Object-Oriented Programming*. 2012, pp. 104–131. DOI: 10.1007/978-3-642-31057-7_6.
- [Mor73] James H. Morris. “Types are not sets”. *Proceedings of the 1st Annual ACM SIGACT-SIGPLAN Symposium on Principles of Programming Languages*. 1973, pp. 120–124. DOI: 10.1145/512927.512938.
- [MS09] John MacDonald and Laura Scull. “Amalgamations of categories”. *Canadian Mathematical Bulletin* 52.2 (2009), pp. 273–284. DOI: 10.4153/CMB-2009-030-5.
- [Mus+15] Mark A. Musen, Carol A. Bean, Kei-Hoi Cheung, Michel Dumontier, Kim A. Durante, Olivier Gevaert, Alejandra Gonzalez-Beltran, Purvesh Khatri, Steven H Kleinstein, Martin J. O’Connor, et al. “The center for expanded data annotation and retrieval”. *Journal of the American Medical Informatics Association* 22.6 (2015), pp. 1148–1152. DOI: 10.1093/jamia/ocv048. PMID: 26112029.
- [Nag06] H. Nagaraja. “Characterizations of probability distributions”. *Springer Handbook of Engineering Statistics*. 2006, pp. 79–95. DOI: 10.1007/978-1-84628-288-1_4.
- [Nie12] Michael Nielsen. *Reinventing discovery: the new era of networked science*. Princeton University Press, 2012.
- [NNH99] Flemming Nielson, Hanne R. Nielson, and Chris Hankin. *Principles of program analysis*. Springer-Verlag, 1999. DOI: 10.1007/978-3-662-03811-6.
- [NO13] John P. Nolan and Diana Ojeda-Revah. “Linear and nonlinear regression with stable errors”. *Journal of Econometrics* 172.2 (2013), pp. 186–194. DOI: 10.1016/j.jeconom.2012.08.008.
- [Nol18] John P. Nolan. “Stable distributions: models for heavy tailed data. Basic properties of univariate stable distributions”. Chapter 1 of book draft. 2018. URL: <http://fs2.american.edu/jpnolan/www/stable/chap1.pdf>.
- [NW72] John Ashworth Nelder and Robert W.M. Wedderburn. “Generalized linear models”. *Journal of the Royal Statistical Society: Series A (General)* 135.3 (1972), pp. 370–384. DOI: 10.2307/2344614.

- [Pan99] Prakash Panangaden. “The category of Markov kernels”. *Electronic Notes in Theoretical Computer Science* 22 (1999), pp. 171–187. DOI: 10.1016/S1571-0661(05)80602-4.
- [Pat+17] Evan Patterson, Robert McBurney, Holly Schmidt, Ioana Baldini, Aleksandra Mojsilović, and Kush R. Varshney. “Dataflow representation of data analyses: Toward a platform for collaborative data science”. *IBM Journal of Research and Development* 61.6 (2017), 9:1–9:13. DOI: 10.1147/JRD.2017.2736278.
- [Pat+18a] Evan Patterson, Ioana Baldini, Aleksandra Mojsilović, and Kush R. Varshney. “Semantic representation of data science programs”. *Proceedings of the Twenty-Seventh International Joint Conference on Artificial Intelligence (IJCAI-18) Demos*. 2018, pp. 5847–5849. DOI: 10.24963/ijcai.2018/858.
- [Pat+18b] Evan Patterson, Ioana Baldini, Aleksandra Mojsilović, and Kush R. Varshney. “Teaching machines to understand data science code by semantic enrichment of dataflow graphs”. *KDD 2018 Workshop on the Fragile Earth: Theory Guided Data Science to Enhance Scientific Discovery*. 2018. arXiv: 1807.05691.
- [Pat17] Evan Patterson. “Knowledge representation in bicategories of relations” (2017). arXiv: 1706.00526.
- [Pat19] Evan Patterson. “Hausdorff and Wasserstein metrics on graphs and other structured data” (2019). arXiv: 1907.00257.
- [PB00] José Pinheiro and Douglas Bates. *Mixed-effects models in S and S-PLUS*. Springer, 2000. DOI: 10.1007/b98882.
- [Ped+11] F. Pedregosa et al. “Scikit-learn: machine learning in Python”. *Journal of Machine Learning Research* 12.85 (2011), pp. 2825–2830. URL: <http://jmlr.org/papers/v12/pedregosa11a.html>.
- [Pen71] Roger Penrose. “Applications of negative dimensional tensors”. *Combinatorial mathematics and its applications* 1 (1971), pp. 221–244.
- [Per18] Paolo Perrone. “Categorical probability and stochastic dominance in metric spaces”. PhD thesis. University of Leipzig, 2018.
- [Pie91] Benjamin C. Pierce. *Basic category theory for computer scientists*. MIT Press, 1991.

- [Pól23] Georg Pólya. “Herleitung des Gaußschen Fehlergesetzes aus einer Funktionalgleichung”. *Mathematische Zeitschrift* 18.1 (1923), pp. 96–108. DOI: 10.1007/BF01192398.
- [PR84] Roger Penrose and Wolfgang Rindler. *Spinors and space-time, volume 1: Two-spinor calculus and relativistic fields*. Cambridge University Press, 1984. DOI: 10.1017/CB09780511564048.
- [PS12] Nicholas G. Polson and James G. Scott. “On the half-Cauchy prior for a global scale parameter”. *Bayesian Analysis* 7.4 (2012), pp. 887–902. DOI: 10.1214/12-BA730.
- [Pub+18] Gustavo Correa Publio, Diego Esteves, Agnieszka Ławrynowicz, Panče Panov, Larisa Soldatova, Tommaso Soru, Joaquin Vanschoren, and Hamid Zafar. “ML-Schema: exposing the semantics of machine learning with schemas and ontologies”. *2nd Reproducibility in Machine Learning Workshop at ICML 2018*. 2018. arXiv: 1807.05351.
- [R20] R Core Team. *R: A language and environment for statistical computing*. R Foundation for Statistical Computing. Vienna, Austria, 2020. URL: <https://www.R-project.org/>.
- [Rey80] John C. Reynolds. “Using category theory to design implicit conversions and generic operators”. *International Workshop on Semantics-Directed Compiler Generation*. 1980, pp. 211–258. DOI: 10.1007/3-540-10250-7_24.
- [Rie16] Emily Riehl. *Category theory in context*. Courier Dover Publications, 2016. URL: <http://www.math.jhu.edu/~eriehl/context.pdf>.
- [RL87] Peter J. Rousseeuw and Annick M. Leroy. *Robust regression and outlier detection*. John Wiley & Sons, 1987. DOI: 10.1002/0471725382.
- [Rob07] Christian P. Robert. *The Bayesian choice: from decision-theoretic foundations to computational implementation*. 2nd ed. Springer, 2007. DOI: 10.1007/0-387-71599-1.
- [RRZ04] Marie La Palme Reyes, Gonzalo E. Reyes, and Houman Zolfaghari. *Generic figures and their glueings: A constructive approach to functor categories*. Polimetrica, 2004.

- [Rut02] Emma Ruttkamp. *A model-theoretic realist interpretation of science*. Springer, 2002. DOI: 10.1007/978-94-017-0583-7.
- [Sae+16] Julio Saez-Rodriguez, James C. Costello, Stephen H. Friend, Michael R. Kellen, Lara Mangravite, Pablo Meyer, Thea Norman, and Gustavo Stolovitzky. “Crowd-sourcing biomedical research: leveraging communities as innovation engines”. *Nature Reviews Genetics* 17.8 (2016), p. 470. DOI: 10.1038/nrg.2016.69. PMID: 27418159.
- [San+19] Susanna-Assunta Sansone, Peter McQuilton, Philippe Rocca-Serra, Alejandra Gonzalez-Beltran, Massimiliano Izzo, Allyson L Lister, and Milo Thurston. “FAIRsharing as a community approach to standards, repositories and policies”. *Nature Biotechnology* 37.4 (2019), pp. 358–367. DOI: 10.1038/s41587-019-0080-8. PMID: 30940948.
- [Sav18] Alistair Savage. “String diagrams and categorification” (2018). arXiv: 1806.06873.
- [Sel10] Peter Selinger. “A survey of graphical languages for monoidal categories”. *New structures for physics*. 2010, pp. 289–355. DOI: 10.1007/978-3-642-12821-9_4. arXiv: 0908.3347.
- [Sel99] Peter Selinger. “Categorical structure of asynchrony”. *Electronic Notes in Theoretical Computer Science* 20 (1999), pp. 158–181. DOI: 10.1016/S1571-0661(04)80073-2.
- [Shu10] Michael Shulman. “Constructing symmetric monoidal bicategories” (2010). arXiv: 1004.0993.
- [Shu16] Michael Shulman. “Categorical logic from a categorical point of view”. Lecture notes. 2016. URL: <https://mikesulman.github.io/catlog/catlog.pdf>.
- [Sie+16] Solveig K. Sieberts, Fan Zhu, Javier García-García, Eli Stahl, Abhishek Pratap, Gaurav Pandey, Dimitrios Pappas, Daniel Aguilar, Bernat Anton, Jaume Bonet, et al. “Crowdsourced assessment of common genetic contribution to predicting anti-TNF treatment response in rheumatoid arthritis”. *Nature Communications* 7 (2016). DOI: 10.1038/ncomms12460.
- [Sim11] Barry Simon. *Convexity: an analytic viewpoint*. Cambridge University Press, 2011. DOI: 10.1017/CB09780511910135.

- [SL03] George A. F. Seber and Alan J. Lee. *Linear regression analysis*. 2nd ed. Wiley, 2003. DOI: 10.1002/9780471722199.
- [SMC07] Gustavo Stolovitzky, Don Monroe, and Andrea Califano. “Dialogue on reverse-engineering assessment and methods: the DREAM of high-throughput pathway inference”. *Annals of the New York Academy of Sciences* 1115.1 (2007), pp. 1–22. DOI: 10.1196/annals.1407.021.
- [Smi+18] Nathaniel J. Smith, Christian Hudon, Skipper Seabold, Peter Quackenbush, Michael Hudson-Doyle, Max Humber, Katrin Leinweber, Hassan Kibirige, Cameron Davidson-Pilon, and Andrey Portnoy. *pydata/patsy: describing statistical models in Python using symbolic formulas*. 2018. DOI: 10.5281/zenodo.592075.
- [Sne79] Joseph D. Sneed. *The logical structure of mathematical physics*. 2nd ed. Reidel, 1979.
- [SP10] Skipper Seabold and Josef Perktold. “Statsmodels: econometric and statistical modeling with Python”. *Proceedings of the 9th Python in Science Conference*. 2010.
- [SPG05a] Yogesh L. Simmhan, Beth Plale, and Dennis Gannon. “A survey of data provenance in e-science”. *ACM SIGMOD Record* 34.3 (2005), pp. 31–36. DOI: 10.1145/1084805.1084812.
- [SPG05b] Yogesh L. Simmhan, Beth Plale, and Dennis Gannon. *A survey of data provenance techniques*. Tech. rep. IUB-CS-TR618. Computer Science Department, Indiana University, 2005.
- [Spi12] David I. Spivak. “Functorial data migration”. *Information and Computation* 217 (2012), pp. 31–51. DOI: 10.1016/j.ic.2012.05.001. arXiv: 1009.1166.
- [Spi14] David I. Spivak. *Category theory for the sciences*. MIT Press, 2014. arXiv: 1302.6946.
- [Spr79] Melvin D. Springer. *The algebra of random variables*. Wiley, 1979.
- [ST94] Gennady Samorodnitsky and Murad S. Taqqu. *Stable non-Gaussian random processes: stochastic models with infinite variance*. Chapman and Hall, 1994. DOI: 10.1201/9780203738818.
- [Sto49] Marshall H. Stone. “Postulates for the barycentric calculus”. *Annali di Matematica Pura ed Applicata* 29.1 (1949), pp. 25–30. DOI: 10.1007/BF02413910.

- [Str07] Ross Street. *Quantum groups: a path to current algebra*. Cambridge University Press, 2007. DOI: 10.1017/CB09780511618505.
- [Str12a] Ross Street. “Monoidal categories in, and linking, geometry and algebra”. *Bulletin of the Belgian Mathematical Society* 19.5 (2012), pp. 769–820. DOI: 10.36045/bbms/1354031551. arXiv: 1201.2991.
- [Str12b] Walter W. Stroup. *Generalized linear mixed models: modern concepts, methods and applications*. CRC Press, 2012.
- [Sun19] Rolf Sundberg. *Statistical modelling by exponential families*. Cambridge University Press, 2019. DOI: 10.1017/9781108604574.
- [Sup02] Patrick Suppes. *Representation and invariance of scientific structures*. Online edition. CSLI Publications, 2002. URL: <http://web.stanford.edu/group/cslipublications/cslipublications/pdf/1575863332.rissbook.pdf>.
- [Sup61] Patrick Suppes. “A comparison of the meaning and uses of models in mathematics and the empirical sciences”. *The concept and the role of the model in mathematics and natural and social sciences*. 1961, pp. 163–177. DOI: 10.1007/978-94-010-3667-2_16.
- [Sup66] Patrick Suppes. “Models of data”. *Studies in logic and the foundations of mathematics*. 1966, pp. 252–261. DOI: 10.1016/S0049-237X(09)70592-0.
- [Sup67] Patrick Suppes. “What is a scientific theory?” *Philosophy of science today*. 1967, pp. 55–67.
- [Sup77] Frederick Suppe, ed. *The structure of scientific theories*. 2nd ed. University of Illinois Press, 1977.
- [Sup89] Frederick Suppe. *The semantic conception of theories and scientific realism*. University of Illinois Press, 1989.
- [Swa86] Don R. Swanson. “Fish oil, Raynaud’s syndrome, and undiscovered public knowledge”. *Perspectives in Biology and Medicine* 30.1 (1986), pp. 7–18. DOI: 10.1353/pbm.1986.0087.
- [Swa88] Don R. Swanson. “Migraine and magnesium: eleven neglected connections”. *Perspectives in Biology and Medicine* 31.4 (1988), pp. 526–557. DOI: 10.1353/pbm.1988.0009.

- [Swa90] Don R. Swanson. “Medical literature as a potential source of new knowledge”. *Bulletin of the Medical Library Association* 78.1 (1990), p. 29. PMID: 2403828.
- [Tre67] François Treves. *Topological vector spaces, distributions and kernels*. Academic Press, 1967.
- [Tuk62] John W. Tukey. “The future of data analysis”. *The Annals of Mathematical Statistics* 33.1 (1962), pp. 1–67. DOI: 10.1214/aoms/1177704711.
- [Vir+20] Pauli Virtanen et al. “SciPy 1.0: fundamental algorithms for scientific computing in Python”. *Nature Methods* 17 (2020), pp. 261–272. DOI: 10.1038/s41592-019-0686-2. arXiv: 1907.10121.
- [Vis11] Angelo Vistoli. “Groupoids: a local theory of symmetry”. *Isonomia* (Oct. 2011), pp. 1–12. URL: <https://isonomia.uniurb.it/vecchiaserie/2011Vistoli.pdf>.
- [Wal39] Abraham Wald. “Contributions to the theory of statistical estimation and testing hypotheses”. *The Annals of Mathematical Statistics* 10.4 (1939), pp. 299–326. DOI: 10.1214/aoms/1177732144.
- [Wal50] Abraham Wald. *Statistical decision functions*. Wiley, 1950.
- [Wel07] Christopher A. Welty. “Software engineering”. *The description logic handbook: theory, implementation and applications*. Ed. by Franz Baader, Diego Calvanese, Deborah L. McGuinness, Daniele Nardi, and Peter F. Patel-Schneider. 2nd ed. Cambridge University Press, 2007. Chap. 11, pp. 402–416.
- [Wic+19] Hadley Wickham et al. “Welcome to the tidyverse”. *Journal of Open Source Software* 4.43 (2019), p. 1686. DOI: 10.21105/joss.01686.
- [Wij90] Robert A. Wijsman. *Invariant measures on groups and their use in statistics*. Vol. 14. Lecture Notes–Monograph Series. Institute of Mathematical Statistics, 1990.
- [Wil+16] Mark D. Wilkinson, Michel Dumontier, IJsbrand Jan Aalbersberg, Gabrielle Appleton, Myles Axton, Arie Baak, Niklas Blomberg, Jan-Willem Boiten, Luiz Bonino da Silva Santos, Philip E. Bourne, et al. “The FAIR Guiding Principles for scientific data management and stewardship”. *Scientific Data* 3 (2016). DOI: 10.1038/sdata.2016.18. PMID: 26978244.

- [Wil92] Linda M. Wills. *Automated program recognition by graph parsing*. Tech. rep. MIT Artificial Intelligence Laboratory, 1992. URL: <http://hdl.handle.net/1721.1/6806>.
- [Wor10] Daniël Worm. “Semigroups on spaces of measures”. PhD thesis. Leiden University, 2010.
- [WW15] Simon Wadsley and Nick Woods. “PROPs for linear systems” (2015). arXiv:1505.00048.
- [WW97] Yong Wang and Ian H. Witten. “Induction of model trees for predicting continuous classes”. *Proceedings of the Ninth European Conference on Machine Learning*. 1997, pp. 128–137.
- [ZC10] Achim Zeileis and Yves Croissant. “Extended model formulas in R: Multiple parts and multiple responses”. *Journal of Statistical Software* 34.1 (2010). DOI: 10.18637/jss.v034.i01.