

UCSG-NET - Unsupervised Discovering of Constructive Solid Geometry Tree

Kacper Kania^{1*}Maciej Zięba^{1,2}Tomasz Kajdanowicz¹¹Wrocław University of Science and Technology²Tooploox

kacp.kania@gmail.com

Abstract

Signed distance field (SDF) is a prominent implicit representation of 3D meshes. Methods that are based on such representation achieved state-of-the-art 3D shape reconstruction quality. However, these methods struggle to reconstruct non-convex shapes. One remedy is to incorporate a constructive solid geometry framework (CSG) that represents a shape as a decomposition into primitives. It allows to embody a 3D shape of high complexity and non-convexity with a simple tree representation of Boolean operations. Nevertheless, existing approaches are supervised and require the entire CSG parse tree that is given upfront during the training process. On the contrary, we propose a model that extracts a CSG parse tree without any supervision - UCSG-NET. Our model predicts parameters of primitives and binarizes their SDF representation through differentiable indicator function. It is achieved jointly with discovering the structure of a Boolean operators tree. The model selects dynamically which operator combination over primitives leads to the reconstruction of high fidelity. We evaluate our method on 2D and 3D autoencoding tasks. We show that the predicted parse tree representation is interpretable and can be used in CAD software.¹

1 Introduction

Neural networks for 3D shape analysis gained much popularity in recent years. Among their main advantages are fast inference for unknown shapes and high generalization power. Many approaches rely on the different representations of the input: implicit such as voxel grids, point clouds and signed distance fields [1–3], or explicit - meshes [4]. Meshes can be found in computer-aided design applications, where a graphic designer often composes complex shapes out simple shapes primitives, such as boxes and spheres.

Existing methods for representing meshes, such as BSP-NET [5] and CVXNET [6], achieve remarkable accuracy on a reconstruction tasks. However, the process of generating the mesh from predicted planes requires an additional post-processing step. These methods also assume that any object can be decomposed into a union of convex primitives. While holding, it requires many such primitives to represent concave shapes. Consequently, the decoding process is difficult to explain and modified with some external expert knowledge. On the other hand, there are fully interpretable approaches, like CSG-NET [7, 8], that utilize CSG parse tree to represent 3D shape construction process. Such solutions require expensive supervision that assumes assigned CSG parse tree for each example given during training.

*Now at Warsaw University of Technology

¹We published our code at <https://github.com/kacperkan/ucsgnet>

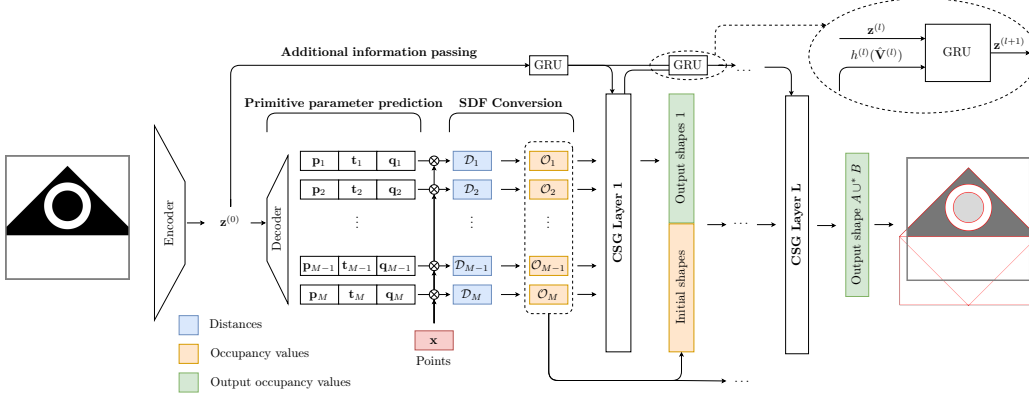


Figure 1: Pipeline of the UCSG-NET. Example of CSG layer is shown in Figure 3.

In this work, we propose a novel model for representing 3D meshes capable of learning CSG parse trees in an unsupervised manner - UCSG-NET. We achieve the stated goal by introducing so-called CSG Layers capable of learning explainable Boolean operations for pairs primitives. CSG Layers create the interpretable network of the geometric operations that produce complex shapes from a limited number of simple primitives. We evaluate the representation capabilities of meshes of our approach using challenging 2D and 3D datasets. We summarize our main contributions as:

- Our method is the first one that is able to predict CSG tree without any supervision and achieve state-of-the-art results on the 2D reconstruction task comparing to CSG-NET trained in a supervised manner. Predictions of our method are fully interpretable and can aid in CAD applications.
- We define and describe a novel formulation of constructive solid geometry operations for occupancy value representation for 2D and 3D data.

2 Method

We propose an end-to-end neural network model that predicts parameters of simple geometric primitives and their constructive solid geometry composition to reconstruct a given object. Using our approach, one can predict the CSG parse tree that can be further passed to an external rendering software in order to reconstruct the shape. To achieve this, our model predicts primitive shapes in SDF representation. Then, it converts them into occupancy values \mathcal{O} taking 1 if a point in the 2D or the 3D space is inside the shape and 0 otherwise. CSG operations on such a representation are defined as clipped summations and differences of binary values. The model dynamically chooses which operation should be used. During the validation, we retrieve the predicted CSG parse tree and shape primitives, and pass them to the rendering software. Thus, we need a single point in 3D space to infer the structure of the CSG tree. It is possible since primitive parameters and CSG operations are predicted independently from sampled points. In the following subsections, we present 2D examples for clarity. The method scales to 3D inputs trivially.

2.1 Constructive Solid Geometry Network

The UCSG-NET architecture is provided in Figure 1. The model is composed of the following main components: encoder, primitive parameter prediction network, signed distance field to indicator function converter and constructive solid geometry layers.

Encoder We process the input object \mathcal{I} by mapping it into low dimensional latent vector \mathbf{z} of length d_z using an encoder f_θ , e.g. $f_\theta(\mathcal{I}) = \mathbf{z}$. Depending on the data type, we use either a 2D or 3D convolutional neural network as an encoder. The latent vector is then passed to the primitive parameter prediction network.

Primitive parameter prediction network The role of this component is to extract the parameters of the primitives, given the latent representation of the input object. The primitive parameter prediction network g_ϕ consists of multiple fully connected layers interleaved with activation functions. The last layer predicts parameters of primitives in the SDF representation. We consider primitives such as boxes and spheres that allow us to calculate signed distance analytically. We note that planes can be used as well, thus extending approaches like BSP-NET [5] and CVXNET [6]. The mathematical formulation of used shapes is provided in the supplementary material. The network produces N tuples of $\{i \in N | \mathbf{p}_i, \mathbf{t}_i, \mathbf{q}_i\}$. $\mathbf{p}_i \in \mathbb{R}^{d_p}$ describes vector of parameters of a particular shape (ex. radius of a sphere), while $\mathbf{t}_i \in \mathbb{R}^{d_t}$ is the translation of the shape and $\mathbf{q}_i \in \mathbb{R}^{d_q}$ - the rotation represented as a quaternion for 3D shapes and a matrix for 2D shapes. We further combine k different shapes to be predicted by using a fully connected layer for each shape type separately, thus producing $kN = M$ shapes and $M \times (d_p + d_t + d_q)$ parameters in total.

Once parameters are predicted, we use them to calculate signed distance values for sampled points \mathbf{x} from volume of space that boundaries are normalized to unit square (or unit cube for 3D data). For each shape, that has an analytical equation $dist$ parametrized by \mathbf{p} that calculates signed distance from a point \mathbf{x} to its surface, we obtain $\mathcal{D}_i = dist(\mathbf{q}_i^{-1}(\mathbf{x} - \mathbf{t}_i); \mathbf{p}_i)$.

Signed Distance Field to Indicator Function Converter CSG operations in SDF representation are often defined as a combination of min and max functions on distance values. One has to apply either LogSumExp operation as in CVXNET or standard Softmax function to obtain differentiable approximation. However, we cast our problem to predict CSG operations for occupancy-valued sets. The motivation is that these are linear operations, hence they provide better training stability.

We transform signed distances \mathcal{D} to occupancy values $\mathcal{O} \in \{0, 1\}$. We use parametrized α clipping function that is learned with the rest of the pipeline:

$$\mathcal{O} = \left[1 - \frac{\mathcal{D}}{\alpha} \right]_{[0,1]} \begin{cases} \text{inside,} & \mathcal{O} = 1 \\ \text{outside,} & \mathcal{O} \in [0, 1) \end{cases} \quad (1)$$

where α is a learnable scalar and $\alpha > 0$, $[\cdot]_{[0,1]}$ clips values to the given range and \mathcal{O} means an approximation of occupancy values. $\mathcal{O} = 1$ indicates the inside and the surface of a shape. $\mathcal{O} \in [0, 1)$ means outside of the shape and $\lim_{\alpha \rightarrow 0} \mathcal{O} \in \{0, 1\}$. Gradual learning of α allows to distribute gradients to all shapes in early stages of training. There are no specific restrictions for α initialization and we set $\alpha = 1$ in our experiments. The value is pushed towards 0 by optimizing jointly with the rest of parameters by adding the $|\alpha|$ term to the optimized loss. The method follows findings of Sakr et al. [9] that increasing slope of clipping function can be used to obtain binary activations.

Constructive Solid Geometry Layer Predicted sets of occupancy values and output of the encoder \mathbf{z} are passed to a sequence of $L \geq 1$ CSG layers that combine shapes using boolean operators: union (denoted by \cup^*), intersection (\cap^*) and difference ($-^*$). To grasp an idea of how CSG is performed on occupancy-valued sets, we show example operations in Figure 2. CSG operations for two sets A and B are described as:

$$\begin{aligned} A \cup^* B &= [A + B]_{[0,1]} & A -^* B &= [A - B]_{[0,1]} \\ A \cap^* B &= [A + B - 1]_{[0,1]} & B -^* A &= [B - A]_{[0,1]} \end{aligned} \quad (2)$$

The question is how to choose operands A and B , denoted as `left` and `right` operands, from input shapes $O^{(l)}$ that would compose the output shape in $O^{(l+1)}$. We create two learnable matrices $\mathbf{K}_{\text{left}}^{(l)}, \mathbf{K}_{\text{right}}^{(l)} \in \mathbb{R}^{M \times d_z}$. Vectors stored in rows of these matrices serve as keys for a query \mathbf{z} to select appropriate shapes for all 4 operations. The input latent code \mathbf{z} is used as a query to retrieve the most appropriate operand shapes for each layer. We perform dot product between matrices $\mathbf{K}_{\text{left}}^{(l)}, \mathbf{K}_{\text{right}}^{(l)}$ and \mathbf{z} , and compute softmax along M input shapes.

$$\mathbf{V}_{\text{left}}^{(l)} = \text{softmax}(\mathbf{K}_{\text{left}}^{(l)} \mathbf{z}) \quad \mathbf{V}_{\text{right}}^{(l)} = \text{softmax}(\mathbf{K}_{\text{right}}^{(l)} \mathbf{z}) \quad (3)$$

The index of a particular operand is retrieved using Gumbel-Softmax [10] reparametrization of the categorical distribution:

$$\hat{V}_{\text{side}, i}^{(l)} = \frac{\exp\left(\left(\log(V_{\text{side}, i}^{(l)}) + c_i\right) / \tau^{(l)}\right)}{\sum_{j=1}^M \exp\left(\left(\log(V_{\text{side}, j}^{(l)}) + c_j\right) / \tau^{(l)}\right)} \quad \begin{aligned} &\text{for } i = 1, \dots, M \\ &\text{and side} \in \{\text{left}, \text{right}\} \end{aligned} \quad (4)$$

$$\begin{aligned}
A \cup^* B &: \left[\begin{array}{c} \blacksquare + \blacksquare \\ [0,1] \end{array} \right] = \blacksquare \\
A \cap^* B &: \left[\begin{array}{c} \blacksquare + \blacksquare - \mathbf{1} \\ [0,1] \end{array} \right] = \blacksquare \\
A -^* B &: \left[\begin{array}{c} \blacksquare - \blacksquare \\ [0,1] \end{array} \right] = \blacksquare \\
B -^* A &: \left[\begin{array}{c} \blacksquare - \blacksquare \\ [0,1] \end{array} \right] = \blacksquare
\end{aligned}$$

Figure 2: Example of constructive solid geometry on occupancy-valued sets

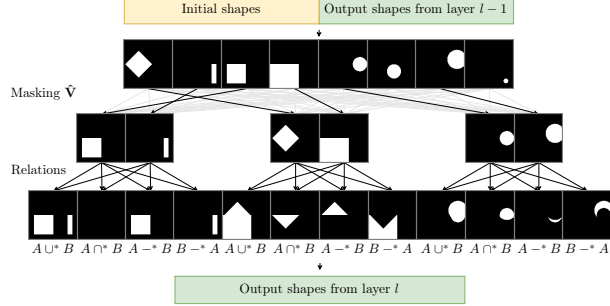


Figure 3: Example of relation layer prediction. The CSG layer chooses pairs operands by masking input shapes and performs all Boolean operations on selected shapes.

where c_i is a sample from $\text{Gumbel}(0, 1)$. The benefit of the reparametrization is twofold. Firstly, the expectation over the distribution stays the same despite changing $\tau^{(l)}$. Secondly, we can manipulate $\tau^{(l)}$ so for $\tau^{(l)} \rightarrow 0$ the distribution degenerates to categorical distribution. Hence, a single shape selection replaces the fuzzy sum of all input shapes in that case. That way, we allow the network to select the most appropriate shape for the composition during learning by decreasing $\tau^{(l)}$ gradually. By the end of the learning process, we can retrieve a single shape to be used for the CSG. The temperature $\tau^{(l)}$ is learned jointly with the rest of the parameters. Left and right operands $\mathcal{O}_{\text{left}}^{(l)}, \mathcal{O}_{\text{right}}^{(l)}$ are retrieved as:

$$\mathcal{O}_{\text{right}}^{(l)} = \sum_{i=1}^M \mathcal{O}_i^{(l)} \hat{V}_{\text{right},i}^{(l)} \quad \mathcal{O}_{\text{left}}^{(l)} = \sum_{i=1}^M \mathcal{O}_i^{(l)} \hat{V}_{\text{left},i}^{(l)} \quad (5)$$

A set of output shapes from the $l+1$ CSG layer is obtained by performing all operations in Equation 2 on selected operands:

$$\begin{aligned}
\mathcal{O}_{A \cup^* B}^{(l+1)} &= \left[\mathcal{O}_{\text{left}}^{(l)} + \mathcal{O}_{\text{right}}^{(l)} \right]_{[0,1]} & \mathcal{O}_{A -^* B}^{(l+1)} &= \left[\mathcal{O}_{\text{left}}^{(l)} - \mathcal{O}_{\text{right}}^{(l)} \right]_{[0,1]} \\
\mathcal{O}_{A \cap^* B}^{(l+1)} &= \left[\mathcal{O}_{\text{left}}^{(l)} + \mathcal{O}_{\text{right}}^{(l)} - \mathbf{1} \right]_{[0,1]} & \mathcal{O}_{B -^* A}^{(l+1)} &= \left[\mathcal{O}_{\text{right}}^{(l)} - \mathcal{O}_{\text{left}}^{(l)} \right]_{[0,1]}
\end{aligned} \quad (6)$$

$$\mathcal{O}^{(l+1)} = \left[\mathcal{O}_{A \cup^* B}^{(l+1)}; \mathcal{O}_{A \cap^* B}^{(l+1)}; \mathcal{O}_{A -^* B}^{(l+1)}; \mathcal{O}_{B -^* A}^{(l+1)} \right] \quad (7)$$

where $\text{left}, \text{right} \in M$ denotes left and right operands of the operation. By performing these operations manually, we increase the diversity of possible shape combinations and leave to the model which operations should be used for the reconstruction. Operations can be repeated to output multiple shapes. Note that the computation overhead increases linearly with the number of output shapes per layer. The whole procedure can be stacked in $l \leq L$ layers to create a CSG network. The L -th layer outputs a union since it is guaranteed to return a non-empty shape in most cases.

At this point, the network has to learn passing primitives untouched by operators if any primitive should be used in later layers of the CSG tree to create, for example, nested rings. To mitigate the problem, each $l+1$ layer receives outputs from the l -th layer concatenated with the original binarized values $\mathcal{O}^{(0)}$. For the first layer $l=1$, it means receiving initial shapes only.

Additional information passing The information about what is left to reconstruct changes layer by layer. Therefore, we incorporate it into the latent code to improve the reconstruction quality and stabilize training. Firstly, we encode $\hat{\mathbf{V}}^{(l)} = [\hat{\mathbf{V}}_{\text{left}}^{(l)}; \hat{\mathbf{V}}_{\text{right}}^{(l)}]$ with a neural network $h^{(l)}$ containing a single hidden layer. Then, we employ GRU unit [11] that takes the latent code $\mathbf{z}^{(l)}$ and encoded $\hat{\mathbf{V}}^{(l)}$ as an input, and outputs the updated latent code $\mathbf{z}^{(l+1)}$ for the next layer. The hidden state of the GRU unit is learnable. The initial $\mathbf{z}^{(0)}$ is the output from the encoder.

Interpretability All introduced components of the UCSG-NET lead us to interpretable predictions of mesh reconstructions. To see this, consider the following case. When $\alpha \approx 0$, we obtain occupancy values calculated with Equation 1. Thus, shapes represented as these values will occupy the same

volume as meshes reconstructed from parameters $\{i \in M | \mathbf{p}_i, \mathbf{t}_i, \mathbf{q}_i\}$. These meshes can be visualized and edited explicitly. To further combine these primitives through CSG operations, we calculate $\arg \max_{i \in M} \hat{V}_{\text{left}, i}^{(l)}, \arg \max_{j \in M} \hat{V}_{\text{right}, j}^{(l)}$ for left and right operands respectively. Then, we perform operations $A \cup^* B, A \cap^* B, A -^* B$ and $B -^* A$. When $\forall_{l \leq L} \tau^{(l)} \approx 0$, both $\hat{\mathbf{V}}_{\text{left}}^{(l)}, \hat{\mathbf{V}}_{\text{right}}^{(l)}$ are one-hot vectors, and operations performed on occupancy values, as in Figure 2, are equivalent to CSG operations executed on aforementioned meshes, ex. by merging binary space partitioning trees of meshes [12]. Additionally, the whole CSG tree can be pruned to form binary tree, by investigating which meshes were selected through $\hat{\mathbf{V}}_{\text{left}}^{(l)}, \hat{\mathbf{V}}_{\text{right}}^{(l)}$ for the reconstruction, thus leaving the tree with 2^{L-l} nodes at each layer $l \leq L$.²

2.2 Training

The pipeline is optimized end-to-end using a backpropagation algorithm in a two-stage process.

First stage The goal is to find compositions of primitives that minimize the reconstruction error. We employ mean squared error of predicted occupancy values $\hat{\mathcal{O}}^{(L)}$ with the ground truth \mathcal{O}^* . Values are calculated for \mathbf{X} which combines points sampled from the surface of the ground truth, and randomly sampled inside a unit cube (or square for 2D case):

$$\mathcal{L}_{\text{MSE}} = \mathbb{E}_{\mathbf{x} \in \mathbf{X}} [(\mathcal{O}^{(L)} - \mathcal{O}^*)^2] \quad (8)$$

We also ensure that the network predicts only positive values of parameters of shapes since only for such these shapes have analytical descriptions:

$$\mathcal{L}_{\text{P}} = \sum_{i=1}^M \sum_{\mathbf{p}_i \in \mathbf{p}_i} \max(-p_i, 0) \quad (9)$$

To stop primitives from drifting away from the center of considered space in the early stages of the training, we minimize the clipped squared norm of the translation vector. At the same time, we allow primitives to be freely translated inside the space of interest:

$$\mathcal{L}_{\text{T}} = \sum_{i=1}^M \max(\|\mathbf{t}_i\|^2, 0.5) \quad (10)$$

The last component includes minimizing $|\alpha|$ to perform continuous binarization of distances into $\{\text{inside}, \text{outside}\}$ indicator values. Our goal is to find optimal parameters of our model by minimizing the total loss:

$$\mathcal{L}_{\text{total}} = \mathcal{L}_{\text{MSE}} + \mathcal{L}_{\text{P}} + \lambda_{\text{T}} \mathcal{L}_{\text{T}} + \lambda_{\alpha} |\alpha| \quad (11)$$

where we set $\lambda_{\text{T}} = \lambda_{\alpha} = 0.1$.

Second stage We strive for interpretable CSG relations. To achieve this, we output occupancy values, obtained with Equation 1, so these values create binary-valued sets since the α at this stage is near 0. The stage is triggered, when $\alpha \leq 0.05$. Its main goal is to enforce $\hat{\mathbf{V}}^{(l)}$ for $l \leq L$ to resemble one-hot mask by decreasing the temperature $\tau^{(l)}$ in CSG layers. The optimized loss is defined as:

$$\mathcal{L}_{\text{total}}^* = \mathcal{L}_{\text{total}} + \lambda_{\tau} \sum_{l=1}^L |\tau^{(l)}| \quad (12)$$

where we set $\lambda_{\tau} = 0.1$ for all experiments. Once $\alpha \approx 0$ and $\forall_{l \leq L} \tau^{(l)} \approx 0$, predictions of the CSG layers become fully interpretable as described above, i.e. CSG parse trees of reconstructions can be retrieved and processed using explicit representation of meshes. We also ensure that α and $\tau^{(l)}$ stay positive by manual clipping values to small positive number $\epsilon \approx 10^{-5}$, if they become negative. During experiments, we initialize them to $\alpha = 1$ and $\tau^{(l)} = 2$. Additional implementation details are provided in supplementary material.

²We consider the worst case, since some shapes can be reused in consecutive layers, hence number of used shapes in the layer l can be less than 2^{L-l} .

3 Related Works

Problem of the 3D reconstruction gained momentum when the ShapeNet dataset was published [13]. The dataset contains sets of simple, textures meshes, split into multiple, unbalanced categories. Since then, many methods were invented for a discriminative [14–17] and generative applications [5, 6, 18, 19]. Currently, presenting results on this dataset allows the potential reader to quickly grasp how a particular method performs. There exists also a high volume ABC dataset [20] which consists of many complex CAD shapes. However, it is not well established as a benchmark in the community.

3D surface representation Surface representations fall mainly into two categories: explicit (meshes) and implicit (ex. point clouds, voxels, signed distance fields). Many approaches working on meshes assume genus 0 as an initial shape that was refined to retrieve the final shape [21–23, 4, 24, 25]. Recent methods use step-by-step prediction of each vertex which position is conditioned on all previous vertices [26] and reinforcement learning to imitate real 3D graphics designer [27]. In Mesh-RCNN [28] a voxelized shape is retrieved first and then converted into mesh with the Pixel2Mesh [4] framework.

Implicit representations need an external method to convert an object to a mesh. 3D-R2N2 [1] and Pix2Vox [29] predict voxelized objects and leverage multiple views of the same object. These methods struggle with the cubic complexity of predictions. To overcome the problem, octree-based convolutional networks [30, 31] use encoded voxel volume to take an advantage of the sparsity of the representation.

Point clouds does not include vertex connectivity information. Therefore, ball-pivoting or Poisson surface reconstruction methods has to be employed to reconstruct the mesh [32, 33]. The representation is convenient to be processed using PointNet [14] framework. Objects can be generated using flow-based generative networks [34, 19].

Signed distance fields allow to model shapes with an arbitrary level details in theory. DeepSDF [3] and DualSDF [35] use a variational autoencoder approach to generate shapes. OccNet [36] and IM-NET [18] predict whether a point lies inside or outside of the shape. Such a representation is explored in BSP-NET [5] and CVXNET [6] which decompose shapes into union of convexes. Each convex is created by intersecting binary space partitions. Complexity of these methods provide high reconstruction accuracy but suffer from low interpretability in CAD applications. Convexes used in both methods are also problematic to modify from the perspective of a 3D graphic designer. Moreover, their CSG structure is fixed by definition. They use an intersection of hyperplanes first, and then perform union of predicted convexes.

Other approaches such as Visual Primitives (VP) [37] and Superquadrics (SQ) [38] base on a learnable union of defined primitives and provide high interpretability of results. However, superquadrics as primitives contain parameters that control shape and need to be on closed domain. Otherwise, distance function is not well-defined for them and learning these parameters become unstable.

Constructive Solid Geometry CSG allows to combine shape primitives with boolean operators to obtain complex shapes. Much research is focused on probabilistic methods that find the most probable explanation of the shape through the process of inverse CSG [39] that outputs a parse tree. Approaches such as CSG-NET [7, 8] and DeepPrimitive [40] integrate finding CSG parse trees with neural networks. However, they heavily rely on a supervision. At each step of the parse tree, a neural network is given a primitive to output and a relation between primitives. The CSG-NET outputs a program with a defined grammar that can be used for rendering.

4 Experiments

We evaluate our approach on 2D autoencoding and 3D autoencoding tasks, and compare the results with state-of-the-art reference approaches for object reconstruction: CSG-NET [8] for the 2D task, and VP [37], SQ [37], BAE [41] and BSP-NET [5] for 3D tasks.

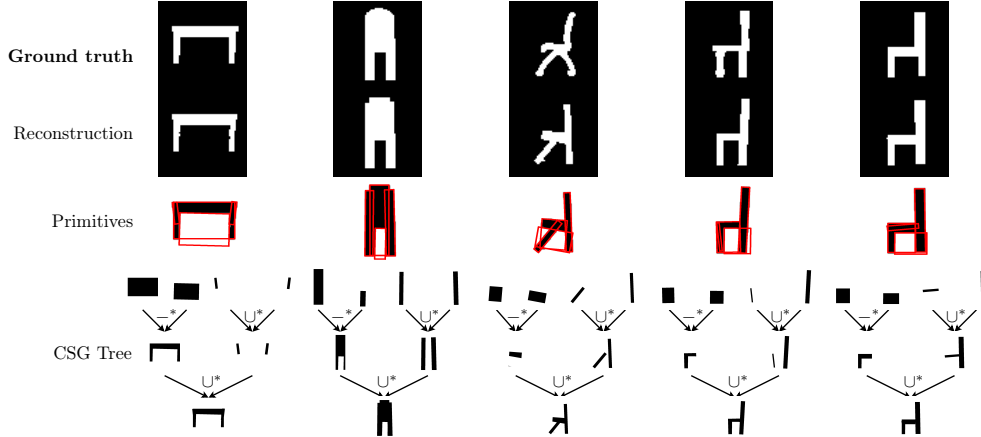


Figure 4: Reconstructions of the UCSG-NET from the CAD dataset. *Primitives* represent all these primitives that were used during CSG prediction, while *CSG Tree* - the parse tree of the reconstruction.

4.1 2D Reconstruction

For this experiment, we used CAD dataset [7] consisting of 8,000 CAD shapes in three categories: chair, desk, and lamps. Each shape was rendered to 64×64 image. We compare our method with the CSG-NETSTACK [8], improved version of the CSG-NET [7], on the same validation split. Table 1 contains comparison with CSG-NET working in both modes. Following the methodology introduced in existing reference works, methods are evaluated on Chamfer Distance (CD) of reconstructions. We set 2 CSG layers for our method, where each outputs 16 shapes in total. The decoder predicts parameters of 16 circles and 16 rectangles. Our method, while being fully unsupervised, is better

Table 1: **Reconstruction performance on CAD dataset** – We evaluate our method and compare it with CSG-NETSTACK [8]. k denotes the beam search size and i the number of refinement steps of the reconstruction. $i = \infty$ signifies the refinement until the reconstruction quality converges. Our method works naturally with $k = 1$ and $i = 0$.

Method	Mode	k	$i = 0$	$i = \infty$
CSG-NETSTACK	Supervised	1	3.98	2.25
CSG-NETSTACK	Supervised	10	1.38	0.39
CSG-NETSTACK	RL	1	1.27	0.57
CSG-NETSTACK	RL	10	1.02	0.34
Our	Unsupervised	1	0.32	-

then the best variants of CSG-NET and is significantly better with no output refinement. Results show that the method is able to discover good CSG parse trees without explicit ground truth for each level of the tree. Therefore, it can be used where such ground truth is not available.

We present qualitative evaluation results in Figure 4 and visualize used shapes for the reconstruction. The UCSG-NET uses proper operations at each level that lead to the correct shape reconstruction. In most cases, it puts rectangles only. The nature of the dataset causes that phenomenon. To avoid possible errors, the network often uses a union of overlapping shapes to pass the primitive untouched.

4.2 3D Autoencoding

For the 3D autoencoding task, we train the model on 64^3 volumes of voxelized shapes in the ShapeNet dataset. We sample 16384 points as a ground truth with a higher probability of sampling near the surface. To speed up the training, we applied early stopping heuristic and stop after 40 epochs of no improvement on the \mathcal{L}_{total}^* loss. The data was provided by Chen et al. [5] and bases on the 13 most common classes in the ShapeNet dataset [13]. We used 5 CSG layers to increase the diversity

Table 2: **3D reconstruction quality** measured as Chamfer Distance on 3D autoencoding task.

	High interpretability			Low interpretability	
	Ours	VP [37]	SQ [38]	BAE [41]	BSP-Net [5]
Chamfer Distance	2.085	2.259	1.656	1.592	0.446

of predictions and set 64 parameters of spheres and boxes to handle the complex nature of the dataset. Each layer predicts CSG 48 combinations of these primitives. Training takes about two days on Nvidia Titan RTX GPU. The CSG inference for a single sample takes 0.068s and the reconstruction - 1.68s using the `libigl` library.

We follow the procedure described in [5] and report Chamfer Distance as a quality measure of the reconstruction. We evaluate it on 4096 points sampled from the surface of the reconstructed object. We reconstruct shapes from CSG trees retrieved from predictions of our model. Obtained results are shown in Table 2. Examples of reconstructed shapes are presented in Figure 5. We can see that it accurately reconstructs the main components of a shape which resembles Visual Primitives (VP) [37] approach where outputs can be treated as shape abstractions. The remaining reference approaches

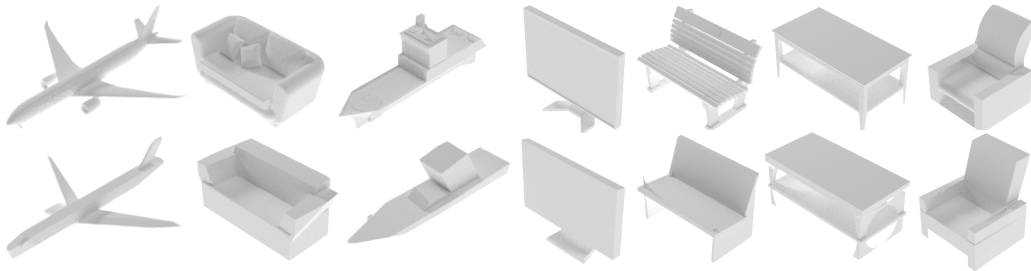


Figure 5: **Surface reconstructions** of UCSG-NET on 3D autoencoding tasks. Top row: ground truth. Bottom row: reconstructions.

outperformed our model with respect to CD measure. It was mainly caused by failed reconstructions of details, such as engines on wings of airplanes, to which the metric is sensitive. However, our ultimate goal was to provide an effective and interpretable method to construct a CSG tree with limited number of primitives.

Finally, we show an example parse tree in Figure 6, used to reconstruct an example shape from the validation set. The model manages to create diverse combinations of primitives and reuse them at any level. Since many primitives were used in later layers, the tree complexity is not necessarily 2^L . Notice that the main body and wings were reconstructed separately. We found that the model learns to reconstruct particular semantic parts of the object separately, for example, wings and the hull of an airplane or legs and the counter of a desk. These parts are merged in the final CSG layer where we force a union operation to be performed. See the supplementary material for additional CSG tree visualizations.

5 Conclusions

We demonstrate UCSG-NET - an unsupervised method for discovering constructive solid geometry parse trees that composes primitives to reconstruct an input shape. Our method predicts CSG trees and is able to use different Boolean operations while maintaining reasonable accuracy of reconstructions. Inferred CSG trees are used to form meshes directly, without the need to use explicit reconstruction methods for implicit representations. We show that these trees can be easily visualized, thus providing interpretability about reconstructions step-by-step. Therefore, the method can be applied in CAD applications for quick prototyping of 3D objects.

We identified three interesting venues to be taken in future works. In one of them, we would incorporate weak supervision to provide hints to the network what CSG operations are expected to be used for a particular shape. Since there are many CSG trees that reconstruct the same object and

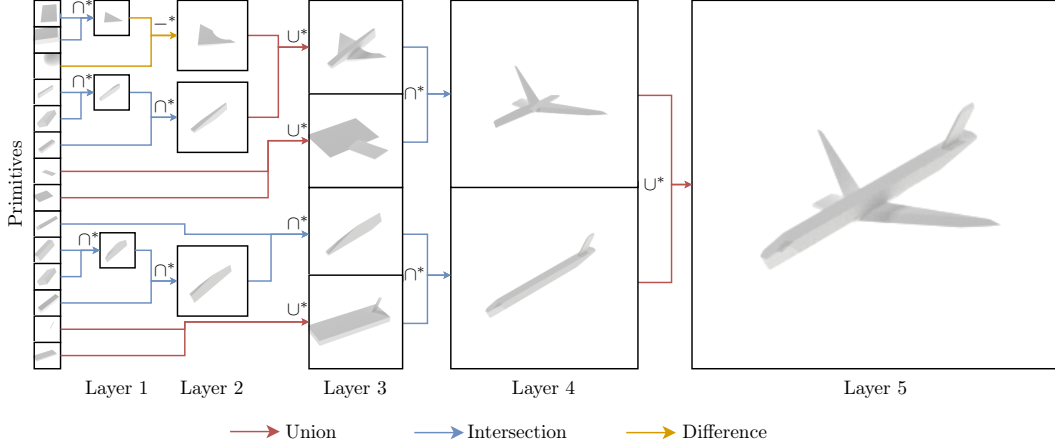


Figure 6: **Retrieved CSG tree** from the reconstruction prediction of an airplane from the validation set. We noticed that the model approximates all airplanes with a similar CSG tree.

the space of solution is vast, such a supervision can improve the final results. Other paths include: using efficient RANSAC [42] to provide initial primitives, formulating a single CSG layer as a Set Transformer [43] or applying regularization techniques known in transformers [44] to increase diversity of predicted CSG trees.

6 Acknowledgments

We thank the reviewers for their insightful comments that led us to improve the final manuscript. This work was supported in part by the National Science Centre, Poland research project no. 2016/21/D/ST6/02948, statutory funds of Department of Computational Intelligence and by Microsoft Research. We also acknowledge the support of NVIDIA Corporation with the donation of the Titan Xp GPU used in a part of the research.

Broader Impact

UCSG-NET can find applications in CAD software. When applied, it is possible to retrieve a CSG parse tree for a particular object of interest. Hence, for a situation when a 3D object was modeled with a sculpting tool, the model can approximate it with single primitives and operations between them. Then, such a reconstruction can be integrated into existing CAD models. We find that beneficial in speeding up the prototyping process in 3D modeling.

However, inexperienced CAD software users can rely heavily on presented assumptions. In the era of 3D printing ubiquity, printed elements out of reconstructed CSG parse trees can be erroneous, thus breaking the whole item. Therefore, we note that integrating our method into existing software should serve mainly as a prototyping device.

We encourage further research on an unsupervised CSG parse tree recovery. We suspect that this area stagnated due to constraining limitations that a CSG tree creates a single object, but a single object can be created out of infinity many CSG trees. Therefore, new methods need to be invented that provide good approximations of CSG trees with short inference times.

References

- [1] Christopher B. Choy, Danfei Xu, JunYoung Gwak, Kevin Chen, and Silvio Savarese. 3d-r2n2: A unified approach for single and multi-view 3d object reconstruction. *CoRR*, abs/1604.00449, 2016.
- [2] Yaoqing Yang, Chen Feng, Yiru Shen, and Dong Tian. Foldingnet: Interpretable unsupervised learning on 3d point clouds. *CoRR*, abs/1712.07262, 2017.

- [3] Jeong Joon Park, Peter Florence, Julian Straub, Richard A. Newcombe, and Steven Lovegrove. DeepSDF: Learning continuous signed distance functions for shape representation. *CoRR*, abs/1901.05103, 2019.
- [4] Nanyang Wang, Yinda Zhang, Zhuwen Li, Yanwei Fu, Wei Liu, and Yu-Gang Jiang. Pixel2mesh: Generating 3d mesh models from single RGB images. *CoRR*, abs/1804.01654, 2018.
- [5] Zhiqin Chen, Andrea Tagliasacchi, and Hao Zhang. Bsp-net: Generating compact meshes via binary space partitioning. *arXiv preprint arXiv:1911.06971*, 2019.
- [6] Boyang Deng, Kyle Genova, Soroosh Yazdani, Sofien Bouaziz, Geoffrey Hinton, and Andrea Tagliasacchi. Cvxnets: Learnable convex decomposition. *arXiv preprint arXiv:1909.05736*, 2019.
- [7] Gopal Sharma, Rishabh Goyal, Difan Liu, Evangelos Kalogerakis, and Subhransu Maji. Csgnet: Neural shape parser for constructive solid geometry. In *The IEEE Conference on Computer Vision and Pattern Recognition (CVPR)*, June 2018.
- [8] Gopal Sharma, Rishabh Goyal, Difan Liu, Evangelos Kalogerakis, and Subhransu Maji. Neural shape parsers for constructive solid geometry. *arXiv preprint arXiv:1912.11393*, 2019.
- [9] Charbel Sakr, Jungwook Choi, Zhuo Wang, Kailash Gopalakrishnan, and Naresh Shanbhag. True gradient-based training of deep binary activated neural networks via continuous binarization. In *2018 IEEE International Conference on Acoustics, Speech and Signal Processing (ICASSP)*, pages 2346–2350. IEEE, 2018.
- [10] Eric Jang, Shixiang Gu, and Ben Poole. Categorical reparameterization with gumbel-softmax. *arXiv preprint arXiv:1611.01144*, 2016.
- [11] Kyunghyun Cho, Bart van Merriënboer, Çağlar Gülçehre, Fethi Bougares, Holger Schwenk, and Yoshua Bengio. Learning phrase representations using RNN encoder-decoder for statistical machine translation. *CoRR*, abs/1406.1078, 2014.
- [12] Bruce Naylor, John Amanatides, and William Thibault. Merging bsp trees yields polyhedral set operations. *SIGGRAPH Comput. Graph.*, 24(4):115–124, September 1990.
- [13] Angel X. Chang, Thomas A. Funkhouser, Leonidas J. Guibas, Pat Hanrahan, Qi-Xing Huang, Zimo Li, Silvio Savarese, Manolis Savva, Shuran Song, Hao Su, Jianxiong Xiao, Li Yi, and Fisher Yu. Shapenet: An information-rich 3d model repository. *CoRR*, abs/1512.03012, 2015.
- [14] Charles Ruizhongtai Qi, Hao Su, Kaichun Mo, and Leonidas J. Guibas. Pointnet: Deep learning on point sets for 3d classification and segmentation. *CoRR*, abs/1612.00593, 2016.
- [15] Charles Ruizhongtai Qi, Li Yi, Hao Su, and Leonidas J. Guibas. Pointnet++: Deep hierarchical feature learning on point sets in a metric space. *CoRR*, abs/1706.02413, 2017.
- [16] Taco S. Cohen, Mario Geiger, Jonas Köhler, and Max Welling. Spherical cnns. *CoRR*, abs/1801.10130, 2018.
- [17] Charles Ruizhongtai Qi, Hao Su, Matthias Nießner, Angela Dai, Mengyuan Yan, and Leonidas J. Guibas. Volumetric and multi-view cnns for object classification on 3d data. *CoRR*, abs/1604.03265, 2016.
- [18] Zhiqin Chen and Hao Zhang. Learning implicit fields for generative shape modeling. *CoRR*, abs/1812.02822, 2018.
- [19] Guandao Yang, Xun Huang, Zekun Hao, Ming-Yu Liu, Serge J. Belongie, and Bharath Hariharan. Pointflow: 3d point cloud generation with continuous normalizing flows. *CoRR*, abs/1906.12320, 2019.
- [20] Sebastian Koch, Albert Matveev, Zhongshi Jiang, Francis Williams, Alexey Artemov, Evgeny Burnaev, Marc Alexa, Denis Zorin, and Daniele Panozzo. Abc: A big cad model dataset for geometric deep learning. In *The IEEE Conference on Computer Vision and Pattern Recognition (CVPR)*, June 2019.
- [21] Abhishek Kar, Shubham Tulsiani, João Carreira, and Jitendra Malik. Category-specific object reconstruction from a single image. *CoRR*, abs/1411.6069, 2014.
- [22] Jhony K. Pontes, Chen Kong, Sridha Sridharan, Simon Lucey, Anders P. Eriksson, and Clinton Fookes. Image2mesh: A learning framework for single image 3d reconstruction. *CoRR*, abs/1711.10669, 2017.
- [23] Angjoo Kanazawa, Shubham Tulsiani, Alexei A. Efros, and Jitendra Malik. Learning category-specific mesh reconstruction from image collections. *CoRR*, abs/1803.07549, 2018.

- [24] Chao Wen, Yinda Zhang, Zhuwen Li, and Yanwei Fu. Pixel2mesh++: Multi-view 3d mesh generation via deformation. In *Proceedings of the IEEE International Conference on Computer Vision*, pages 1042–1051, 2019.
- [25] Junyi Pan, Xiaoguang Han, Weikai Chen, Jiapeng Tang, and Kui Jia. Deep mesh reconstruction from single rgb images via topology modification networks. In *Proceedings of the IEEE International Conference on Computer Vision*, pages 9964–9973, 2019.
- [26] Charlie Nash, Yaroslav Ganin, SM Eslami, and Peter W Battaglia. Polygen: An autoregressive generative model of 3d meshes. *arXiv preprint arXiv:2002.10880*, 2020.
- [27] Cheng Lin, Tingxiang Fan, Wenping Wang, and Matthias Nießner. Modeling 3d shapes by reinforcement learning. *arXiv preprint arXiv:2003.12397*, 2020.
- [28] Georgia Gkioxari, Jitendra Malik, and Justin Johnson. Mesh r-cnn. In *Proceedings of the IEEE International Conference on Computer Vision*, pages 9785–9795, 2019.
- [29] Haozhe Xie, Hongxun Yao, Xiaoshuai Sun, Shangchen Zhou, Shengping Zhang, and Xiaojun Tong. Pix2vox: Context-aware 3d reconstruction from single and multi-view images. *CoRR*, abs/1901.11153, 2019.
- [30] Peng-Shuai Wang, Yang Liu, Yu-Xiao Guo, Chun-Yu Sun, and Xin Tong. O-CNN: octree-based convolutional neural networks for 3d shape analysis. *CoRR*, abs/1712.01537, 2017.
- [31] Peng-Shuai Wang, Chun-Yu Sun, Yang Liu, and Xin Tong. Adaptive O-CNN: A patch-based deep representation of 3d shapes. *CoRR*, abs/1809.07917, 2018.
- [32] Fausto Bernardini, Joshua Mittleman, Holly Rushmeier, Cláudio Silva, and Gabriel Taubin. The ball-pivoting algorithm for surface reconstruction. *IEEE transactions on visualization and computer graphics*, 5(4):349–359, 1999.
- [33] Michael Kazhdan, Matthew Bolitho, and Hugues Hoppe. Poisson surface reconstruction. In *Proceedings of the fourth Eurographics symposium on Geometry processing*, volume 7, 2006.
- [34] Michał Stypułkowski, Maciej Zamorski, Maciej Zięba, and Jan Chorowski. Conditional invertible flow for point cloud generation. *arXiv preprint arXiv:1910.07344*, 2019.
- [35] Zekun Hao, Hadar Averbuch-Elor, Noah Snaveley, and Serge Belongie. Dualsdf: Semantic shape manipulation using a two-level representation. *arXiv preprint arXiv:2004.02869*, 2020.
- [36] Lars M. Mescheder, Michael Oechsle, Michael Niemeyer, Sebastian Nowozin, and Andreas Geiger. Occupancy networks: Learning 3d reconstruction in function space. *CoRR*, abs/1812.03828, 2018.
- [37] Shubham Tulsiani, Hao Su, Leonidas J. Guibas, Alexei A. Efros, and Jitendra Malik. Learning shape abstractions by assembling volumetric primitives. *CoRR*, abs/1612.00404, 2016.
- [38] Despoina Paschalidou, Ali Osman Ulusoy, and Andreas Geiger. Superquadrics revisited: Learning 3d shape parsing beyond cuboids. *CoRR*, abs/1904.09970, 2019.
- [39] Tao Du, Jeevana Priya Inala, Yewen Pu, Andrew Spielberg, Adriana Schulz, Daniela Rus, Armando Solar-Lezama, and Wojciech Matusik. Inversecsg: Automatic conversion of 3d models to csg trees. *ACM Trans. Graph.*, 37(6), December 2018.
- [40] Jiahui Huang, Jun Gao, Vignesh Ganapathi-Subramanian, Hao Su, Yin Liu, Chengcheng Tang, and Leonidas J Guibas. DeepPrimitive: Image decomposition by layered primitive detection. *Computational Visual Media*, 4(4):385–397, 2018.
- [41] Zhiqin Chen, Kangxue Yin, Matthew Fisher, Siddhartha Chaudhuri, and Hao Zhang. BAE-NET: branched autoencoder for shape co-segmentation. *CoRR*, abs/1903.11228, 2019.
- [42] Ruwen Schnabel, Roland Wahl, and Reinhard Klein. Efficient ransac for point-cloud shape detection. In *Computer graphics forum*, volume 26, pages 214–226. Wiley Online Library, 2007.
- [43] Juho Lee, Yoonho Lee, Jungtaek Kim, Adam Kosiorek, Seungjin Choi, and Yee Whye Teh. Set transformer: A framework for attention-based permutation-invariant neural networks. In *International Conference on Machine Learning*, pages 3744–3753. PMLR, 2019.
- [44] Ashish Vaswani, Noam Shazeer, Niki Parmar, Jakob Uszkoreit, Llion Jones, Aidan N Gomez, Łukasz Kaiser, and Illia Polosukhin. Attention is all you need. In *Advances in neural information processing systems*, pages 5998–6008, 2017.
- [45] Diederik P. Kingma and Jimmy Ba. Adam: A method for stochastic optimization. *CoRR*, abs/1412.6980, 2014.

A Mathematical Formulation of Primitives in the Signed Distance Field Representation

All used primitives are represented as signed distance fields \mathcal{D} . It means, that instead of having a discretized mesh, we evaluate distance of any point \mathbf{x} to the surface of the object. Such a formulation provides continuous representation of an object. Affine transformation of SDF objects means performing an inverse of the same affine transformation on a point \mathbf{x} and then evaluating the distance.

There exist plethora of primitives that can be defined in SDF, however we focus mainly on using squares and circles for the 2D data or boxes and spheres for the 3D data. In Table 3, we show mathematical formulations of these primitives.³

Table 3: Mathematical formulations of primitives in the SDF representation for 2D (left) and 3D (right). We assume that each shape is described by parameters \mathbf{p} and we evaluate it for a point \mathbf{x} . $|\cdot|$ denotes absolute value and $\|\cdot\|$ - L_2 norm. All shapes assume center of mass at the point $\mathbf{0}$.

Shape	Formula	Shape	Formula
Rectangle	$\mathbf{p} = [p_x, p_y]$	Box	$\mathbf{p} = [p_x, p_y, p_z]$
	$\mathbf{q} = \mathbf{x} - \mathbf{p}$		$\mathbf{q} = \mathbf{x} - \mathbf{p}$
	$\mathcal{D} = \ \max(\mathbf{q}, 0)\ $		$\mathcal{D} = \ \max(\mathbf{q}, 0)\ $
	$+ \min(\max(q_x, q_y), 0)$		$+ \min(\max(q_x, \max(q_y, q_z)), 0)$
Circle	$\mathbf{p} = [p_r]$	Sphere	$\mathbf{p} = [p_r]$
	$\mathcal{D} = \ \mathbf{x}\ - p_r$		$\mathcal{D} = \ \mathbf{x}\ - p_r$

B Implementation details

We follow architectures described by Chen et al. [5] to show influence of our framework on obtained results. For 2D and 3D autoencoding, we use a simple convolutional network where each convolutional layer reduces feature map spatial dimensions by a factor of two. The decoder is a multilayer perceptron with a leaky ReLU activation units in each hidden layer. The final layer outputs parameters of primitives and its size varies depending on a number of considered dimensions, a number of input and output shapes. Refer to Section 2 for more details. No batch normalization is used. The parameter prediction network takes the latent code of size $d_z = 256$. Parameter encoders $h^{(l)}$ consists of a single hidden fully connected layer of size d_z . GRU units has a latent dimension size equal to d_z . Architectures are summarized in Table 4. In CSG layers we sample initial values of $\mathbf{K}_{\text{left}}^{(l)}, \mathbf{K}_{\text{right}}^{(l)}$ from $\mathcal{N}(0, 0.1)$. We use Adam optimizer [45] for each task with learning rate 10^{-4} and beta parameters (0.5, 0.99). Batch size was set to 16 samples in 2D and 3D autoencoding tasks. Learning starts with initial values $\alpha = 1$ and $\tau^{(l)} = 2$. We use 2 CSG layers for the 2D data and 5 for the 3D.

Table 4: Architectures used during experiments of the encoder (left), decoder (middle) and $h^{(l)}$ (right). fc stands for a fully connected layer, conv - a convolutional layer, flatten - a layer that merges all dimensions of the input tensor into a single vector. Each convolutional layer has kernel of size 4×4 , stride 2 and leaky ReLU activation with a slope 0.01. All layers include bias terms.

Layer	Out features	Padding	Layer	Out features	Layer	Out features
conv1	32	1	fc1	512	fc1	256
conv2	64	1	fc2	1024	fc2	256
conv3	128	1	fc3	2048		
conv4	256	1				
conv5	256	0				
flatten	256	-				

³More primitive formulations can be found at <https://www.iquilezles.org/www/articles/distfunctions/distfunctions.htm>

C Constructive Solid Geometry Tree Visualizations

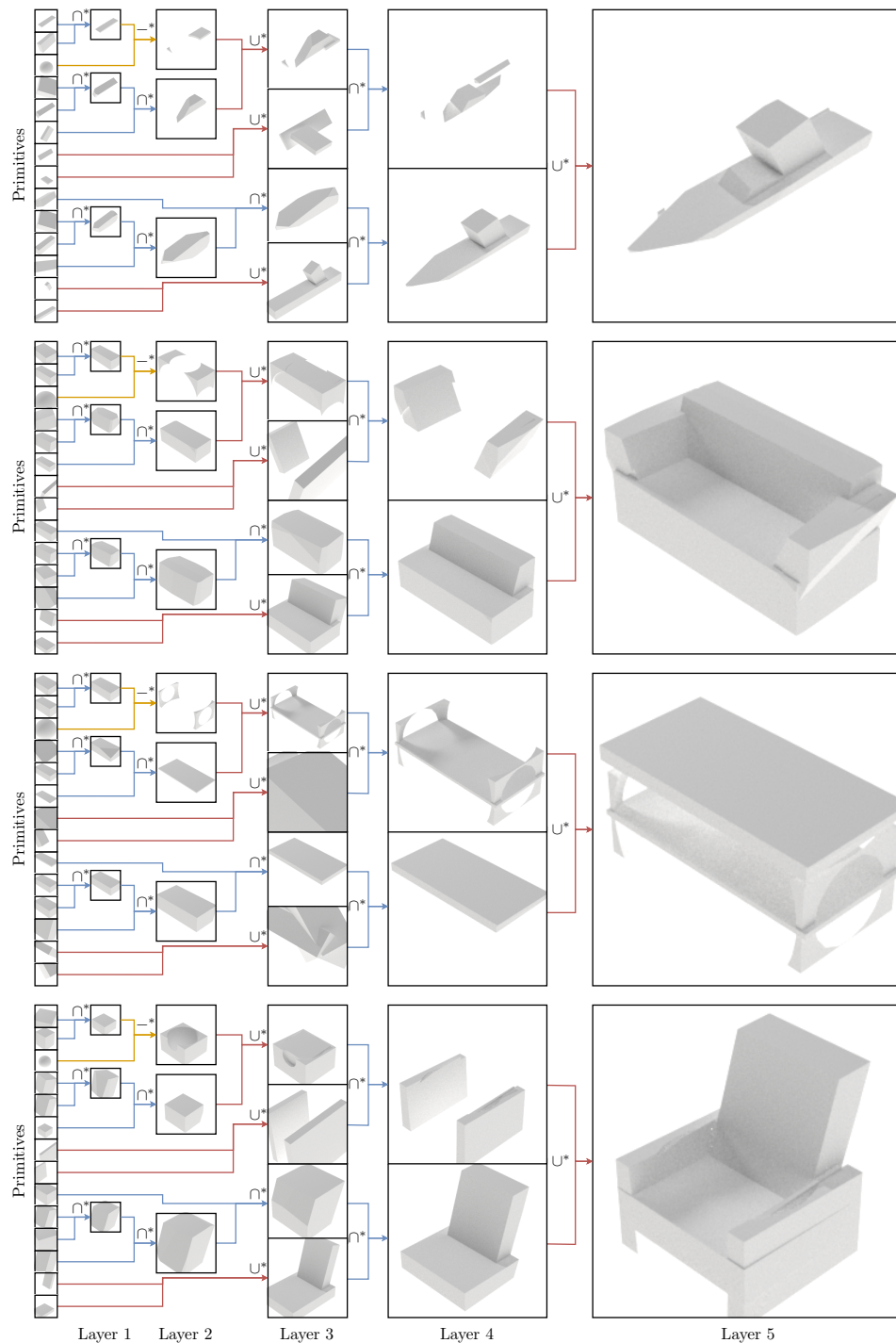


Figure 7: Visualization of CSG trees of reconstructed objects. \rightarrow denotes the union operation, \cap - the intersection and $-$ - the difference. Our model is able to reconstruct in the same manner objects that are semantically similar, such as the legs of a chair and table.

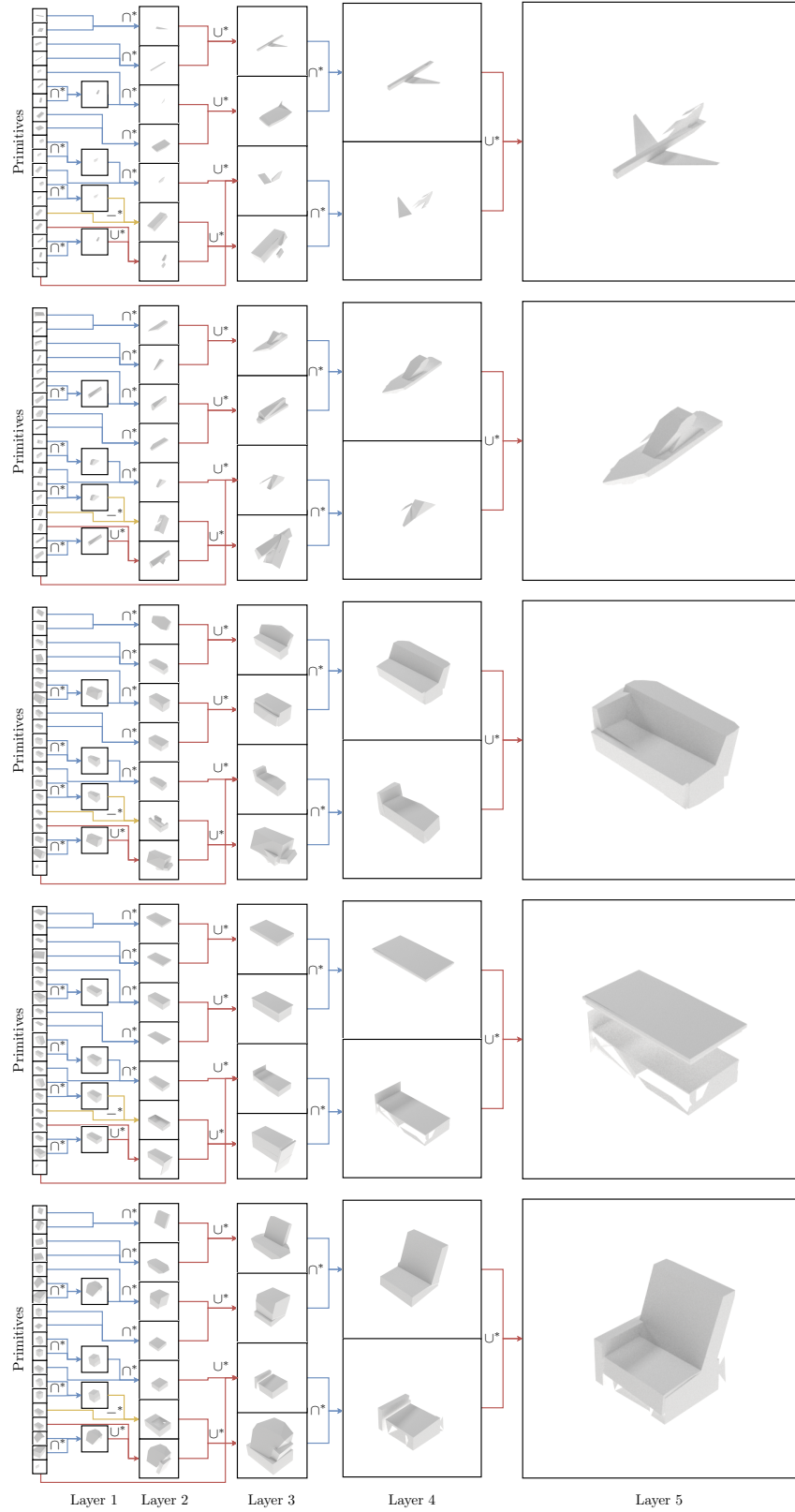


Figure 8: Visualization of CSG trees obtained with a new set of weights trained from scratch. Note that at each new training, the model learns CSG structures.

D Diversity of CSG structures - Discussion

UCSG-NET tends to learn a single CSG tree structure for different samples in the dataset. Conditioning of matrices $\mathbf{K}_{\text{left}}^{(l)}$ and $\mathbf{K}_{\text{right}}^{(l)}$ on $\mathbf{z}^{(l)}$, applying common regularization practices such as dropout or L_2 norm led to worse quantitative results, hence we did not apply them in the final version of the model.

When the model was trained, we found the following trend. In the first stage, it focused on learning parameters of primitives to minimize the reconstruction error. At that point, CSG structures were diverse but some layers tended to select multiple shapes with equal probability. When the second stage was triggered, the network converged to a single structure.

To support our claim that the network can learn different trees in a single run, we show CSG structures in Figure 9 from the middle of training on the CAD dataset. We leave enforcing diverse structures across samples for future work.

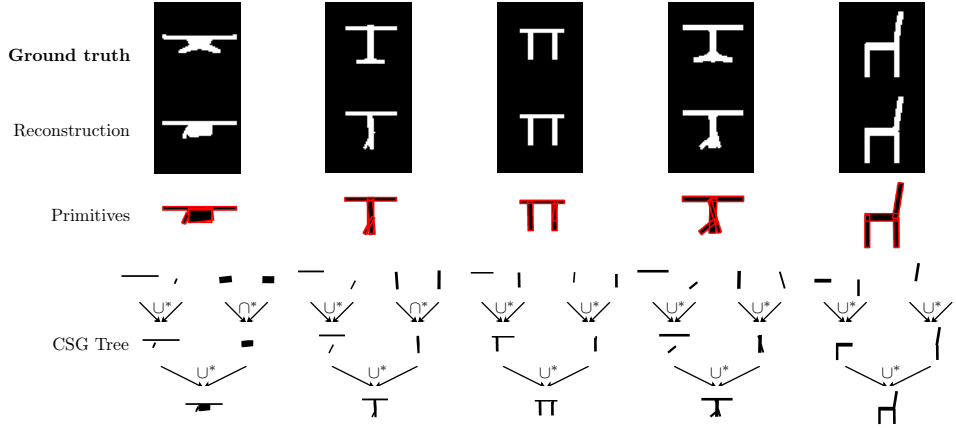


Figure 9: **Predicted CSG trees** from a different training run of UCSG-NET for 2D CAD dataset.