

Approximate Maximum Likelihood for Complex Structural Models

Veronika Czellar*, David T. Frazier[†] and Eric Renault[‡]

December 28, 2021

Abstract

Indirect Inference (I-I) is a popular technique for estimating complex parametric models whose likelihood function is intractable, however, the statistical efficiency of I-I estimation is questionable. While the efficient method of moments, Gallant and Tauchen (1996), promises efficiency, the price to pay for this efficiency is a loss of parsimony and thereby a potential lack of robustness to model misspecification. This stands in contrast to simpler I-I estimation strategies, which are known to display less sensitivity to model misspecification precisely due to their focus on specific elements of the underlying structural model. In this research, we propose a new simulation-based approach that maintains the parsimony of I-I estimation, which is often critical in empirical applications, but can also deliver estimators that are nearly as efficient as maximum likelihood. This new approach is based on using a constrained approximation to the structural model, which ensures identification and can deliver estimators that are nearly efficient. We demonstrate this approach through several examples, and show that this approach can deliver estimators that are nearly as efficient as maximum likelihood, when feasible, but can be employed in many situations where maximum likelihood is infeasible.

Keywords: Equality Restrictions; Constrained Inference; Indirect Inference; Generalized Tobit; Markov-Switching Multifractal Models.

1 Introduction

Indirect inference (hereafter, I-I), as proposed by Smith (1993) and Gourieroux, et al. (1993), is a simulation-based estimation method often used when the underlying likelihood for the model of interest is computationally challenging, or intractable. The key idea underpinning I-I is that, regardless how complicated the structural model, it is often feasible to simulate artificial data from this fully parametric model. As a result, statistics based on the observed data and data

*Department of Data Science, Economics and Finance, EDHEC Business School, France

[†]Department of Econometrics and Business Statistics, Monash University, Melbourne, Australia. Corresponding author: david.frazier@monash.edu

[‡]Department of Economics, University of Warwick and Department of Econometrics and Business Statistics, Monash University.

simulated from the model can be compared, with the resulting difference minimized in a given norm to produce an estimator of the structural parameters.

The implementation of I-I is most often carried out using an auxiliary model that represents an incorrect, but tractable version of the structural model under analysis. User-friendly estimators for the parameters of this auxiliary model provide the statistics, based on the observed and simulated data, respectively, that are used to conduct inference on the underlying structural parameters. However, by definition the information encapsulated in the auxiliary parameter estimates is less than the information carried in the likelihood for the structural parameters. As such, in any implementation of I-I there is a fundamental trade-off between the statistical efficiency of the resulting estimators and their computational feasibility.

The main contribution of this paper is to propose an alternative to I-I that produces structural parameter estimates that, albeit also simulation-based, are arguably closer to reaching the Cramer-Rao efficiency bound for the parametric structural model. The new method proposed herein, dubbed “Approximate Maximum Likelihood” (hereafter, AML), maintains the standard philosophy of I-I that one can resort to a possibly biased approximation of the structural model, insofar as matching statistics calculated from this approximation using both simulated and observed data will allow us to erase the misspecification bias. In contrast to standard I-I, instead of matching estimators of auxiliary parameters, we directly match a proxy/approximation to the score vector of the intractable log-likelihood. These proxies are indexed by the vector of structural parameters, for which a preliminary plug-in estimator (based on observed data) must be used.

However, as we later demonstrate, the dependence of this approach on the preliminary plug-in estimator differs from standard I-I estimation: as far as the asymptotic distribution of our AML estimator is concerned, the asymptotic distribution of the preliminary estimator is immaterial, and only its probability limit (a pseudo-true value possibly different from the true unknown value) will impact the information conveyed by the approximate score. This is in stark contrast to I-I estimation, where the key feature in determining the asymptotic efficiency of I-I is the efficiency of the auxiliary parameter estimates. As such, since it is only the probability limits of the plug-in estimators that matters, our new AML approach can not be directly placed in the standard I-I framework.

While this new approach is based on matching types of scores, it should not be confused with the score-based version of I-I proposed by Gallant and Tauchen (1996). As shown by Gourieroux, Monfort and Renault (1993) (see “The Third Version of the Indirect Estimator” in their Appendix 1), Gallant and Tauchen’s (1996) estimator is actually tantamount to match estimators of auxiliary parameters. In particular, when fishing for efficiency, Gallant and Tauchen (1996) (see the proof of their theorem 2) ultimately import the efficiency for the estimator of auxiliary parameters to reach the Cramer-Rao efficiency bound for the structural parameters, with this efficiency claim ultimately requiring that the auxiliary model “smoothly embeds” the structural model.

In short, “efficient method of moments”, Gallant and Tauchen (1996), must resort to a semi-nonparametric score generator as an auxiliary model. Thanks to its steadily increasing dimension, the score of this auxiliary model may asymptotically span the score of the structural model, and thereby deliver efficient estimators of the resulting structural parameters. However, the price to pay for this efficiency is a highly-parametrized auxiliary model that may be ill-behaved (due to the non-parsimonious nature of the auxiliary model) when there are deviations from the underlying model structure, i.e., when the structural model may be partly misspecified.

This is in contrast to standard I-I estimation, which has been shown to be somewhat robust to deviations from the underlying modelling assumptions (see, e.g., Dridi et al., 2007), precisely because it is based on calibrating a limited number of structural parameters. Our new method remains true to this parsimony principle since we match proxies for the actual score vector, whose dimension is the same as the structural parameters.

In our AML approach, (approximate) efficiency of structural parameter estimates does not rest upon high-dimensional inference or the near-efficiency of auxiliary parameter estimates, but on the conjunction of two properties.

- First, the efficiency gap between our estimates and the MLE is tightly related to the difference between the asymptotic value of our plug-in estimator for the structural parameters (i.e., the pseudo-true value that will asymptotically feature in our proxy/ approximation for the true limiting score function) and the true unknown value of the structural parameters.
- Second, the fact that the Cramer-Rao efficiency bound can be (nearly) reached if the information identity is (nearly) maintained. More precisely, the question is to assess the difference between the curvature of the log-likelihood at the true value of the structural parameters (as measured by the slope of the expected score vector as a function of the structural parameters) and the slope of the score vector when the structural parameters enter the score through data simulated at a specific parameter value. Satisfaction of the information identity in this context requires a type of multiplicative separability of the score vector, which we later demonstrate is satisfied for exponential models.

The motivation for our AML approach is the observation that there are many cases of interest where the intractability of the assumed model, and its likelihood, is entirely due to a sub-vector of structural parameters. Examples include, for instance, dynamic discrete choice models with ARMA errors (Robinson, 1982, Gourieroux et al., 1985, Poirier and Ruud, 1988), spatial discrete choice models (see, e.g., Pinske and Slade, 1998), and many dynamic equilibrium models. In such models, a few well-chosen restrictions would allow us to alleviate the intractability of the likelihood due to the presence of certain latent variables.

More generally, many complex economic models are such that imposing a (potentially false) constraint on the structural model yields a simpler auxiliary model with a computationally tractable likelihood. This is precisely the reason why score/LM tests are popular in econometrics: estimation and testing “under the null” is feasible even in very complicated models. Unfortunately, imposition of this constraint, and subsequent optimization of the constrained log-likelihood, will not deliver consistent estimates of the structural parameters if the constraint is not satisfied at the truth.

As recently pointed out by Calvet and Czellar (2015), imposing potentially false equality constraints on a given structural model can be an attractive method for obtaining simple and rich auxiliary models for the purposes of I-I. For instance, in the context of a long-run risk model (Bansal and Yaron, 2004), Calvet and Czellar (2015) demonstrate that imposing specific equality constraints on certain parameters produces a simple auxiliary model for use in I-I (with a computationally tractable likelihood function) that closely resemble the structural model. The fact that this resulting auxiliary model may not deliver consistent estimates of the true structural parameters is immaterial insofar as matching a simulation-based approximation against the observation-based version will allow us to erase the misspecification bias. The benefits of such an approach are two-fold: one, by using constraints to define the auxiliary model, we sketch

a systematic strategy for the choice of an auxiliary model; two, this auxiliary model closely matches the structural model and so for issues of robustness and efficiency this auxiliary model is very useful.

However, while highly-useful, the suggestion of Calvet and Czellar (2015) is incomplete, and does not allow for consistent estimation of the structural parameters on its own. That is, since we impose a number of constraints on the auxiliary model, by definition the auxiliary model can not consistently estimate all the structural parameters, except in the unlikely case where the constraints are satisfied at the true value of the structural parameters. To circumvent this issue, Calvet and Czellar (2015) propose to add to the statistics obtained from the auxiliary model additional statistics so that, when considered jointly, this new vector can jointly identify the structural parameters when estimated by I-I.

Motivated by the above ideas and the approach to handling constraints within I-I proposed in Calzolari et al. (2004) and Frazier and Renault (2019), we propose a novel inference approach based on constraining the structural model parameters to create a simple, but highly informative, proxy for the score vector that can be used to estimate the structural parameters. However, unlike the strategy put forward by Calvet and Czellar (2015), our approach provides an automatic, and nearly-efficient, method to identify the structural parameters.

In addition, we demonstrate that this AML strategy can be based on a proxy for the score vector which entails additional layers of approximation beyond simply plugging in a (wrongly) constrained estimation of the structural parameters. For example, in the context of stable probability distributions, the likelihood function is known in closed-form only at certain specific values of the parameters; as an example, a unit shape parameter ($a = 1$) and a zero value of the asymmetry parameter ($b = 0$) yield a Cauchy likelihood, however, even then the partial derivatives of the likelihood function with, respect to a and b , is not available in closed-form. In such settings, our AML strategy can be implemented by invoking an additional layer of approximation and replacing the directions of our score vector proxy that can not be obtained in closed-form by a finite-difference approximation. Approximating certain directions of the score vector by finite-differences is obviously even more useful when some structural parameters are only defined on the integers. We demonstrate our methodology in such cases using the example of Markov-Switching multifractal (MSM) volatility processes, Calvet and Fisher (2004, 2008), which are especially well-suited to capture volatility dynamics through an unknown, but finite, number of multiplicative components.

While we apply our AML methodology within the confines of a MSM volatility model, we note here that the use of MSM models are not exclusive to the analysis of volatility. Indeed, Chen, Diebold and Schorfheide (2013) propose a novel Markov-switching multifractal duration (MSMD) model to analyze inter-trade duration data in financial markets, and demonstrate its superiority over competing duration models. While we exemplify the AML procedure within a MSM volatility model, we note here that AML can be equivalently applied to the MSMD model of Chen et al. (2013) using precisely the same approach detailed in this paper.

The remainder of the paper is organized as follows. In Section 2, we give the general setup, discuss several interesting examples where equality constraints on the structural model yield a tractable score vector that can be used for inference through score matching, and discuss our AML estimation strategy. We also demonstrate that, in contrast to standard I-I, the choice of an auxiliary estimator is immaterial, beyond the pseudo-true value of structural parameters that it defines.

In Section 3, we provide the asymptotic theory of AML. Further, we demonstrate that, in

the case of an exponential model, a sufficient (but not necessary) condition for AML estimators to achieve the Cramer-Rao efficiency bound is that the pseudo-true value used in AML coincides with the true one. Section 4 provides Monte Carlo evidence on the finite-sample performance of AML in two leading examples: one based on false equality constraints, and one where we are required to define some of the pseudo-score components using a finite-difference approximation, with the later example containing an empirical application to financial returns data using a multifractal stochastic volatility model. Monte Carlo evidence on the application to stable distribution is provided in Appendix D. Section 5 concludes with suggestions for future research on extensions of I-I where not only the two vectors to match both depend on the observed data, as in this paper, but even the simulator itself may depend on the observed data. Mathematical details for the proofs of main results and developments of theoretical examples are provided in Appendices A, B and C.

2 Approximate Maximum Likelihood vs Indirect Inference

2.1 Model Setup: Nonlinear State Space Models

Following Gouriou, et al. (1993) (hereafter, GMR), our goal is inference on the unknown parameters of a dynamic structural model that has a nonlinear state space representation. The structural model is specified through a transition, or state, equation and a measurement equation. The transition equation is of the following form

$$u_t = \varphi(u_{t-1}, \varepsilon_t, \theta); \theta \in \Theta \subset \mathbb{R}^p,$$

where φ is a known function, $(u_t, \varepsilon_t)_{t=1}^T$ are latent processes and ε_t is a strong white noise process with a known distribution; and the measurement equation satisfies

$$y_t = r(y_{t-1}, x_t, u_t, \varepsilon_t, \theta); \theta \in \Theta \subset \mathbb{R}^p,$$

where r is a known function and $(x_t, y_t)_{t=1}^T$ are observed processes. In the two equations, known functions φ and r are indexed by a p -dimensional vector of unknown parameters $\theta \in \Theta$. We assume that $(x_t)_{t \leq T}$ is a homogenous Markov process of order 1, and is independent of the process $(\varepsilon_t)_{t \leq T}$ (and $(u_t)_{t \leq T}$). Then the process (x_t) is exogenous and the process $(x_t, y_t)_{t \leq T}$ is stationary. It is worth recalling that, by standard arguments, the fact that the Markov process is of order 1 and the probability distribution of the white noise ε_t is known are not restrictive assumptions.

Under the above conditions, assuming absolute continuity with respect to some dominating measure, for a given initial condition $z_0 = (y_0, u_0)$, it should be possible to write down the joint conditional probability density function

$$l^* \{ (y_t)_{1 \leq t \leq T}, (u_t)_{1 \leq t \leq T} | (x_t)_{1 \leq t \leq T}, z_0; \theta \}. \quad (1)$$

The density of the observed sequence $(y_t)_{t \leq T}$, conditional on $(x_t)_{t \leq T}$, is obtained by integrating out the latent variables $(u_t)_{1 \leq t \leq T}$ from the density (1) and can generally be stated as

$$l \{ (y_t)_{1 \leq t \leq T} | (x_t)_{1 \leq t \leq T}; \theta \} = \prod_{1 \leq t \leq T} l \{ y_t | (y_\tau)_{1 \leq \tau \leq t-1}, x_t, z_0; \theta \}, \quad (2)$$

where the last equality comes from the Markovianity and exogeneity of the process (x_t) . This density function allows us to construct the log-likelihood function

$$L_T(\theta) = \frac{1}{T} \sum_{1 \leq t \leq T} \log(l\{y_t | (y_\tau)_{1 \leq \tau \leq t-1}, x_t, z_0; \theta\}). \quad (3)$$

A maintained assumption in this paper will be that the log-likelihood asymptotically identifies some true unknown value, θ^0 , of the unknown parameters, θ , and is the unique maximizer of the population criterion

$$\theta^0 = \arg \max_{\theta \in \Theta} L_\infty(\theta), \text{ where } L_\infty(\theta) = \text{plim}_{T \rightarrow \infty} L_T(\theta).$$

It is important to realize that more often than not, this assumption is neither testable nor associated to a feasible estimator of θ^0 . The likelihood function in equation (2) does not have an analytically tractable form: it is constructed via the latent likelihood in (1) through an integration step that is infeasible to carry out, integration with respect to the T variables $(u_t)_{t \leq T}$, with T going to infinity.¹

Even though direct inference on θ^0 associated with $L_T(\theta)$ may be infeasible, it is well-known that inference can be carried out using simulation-based filtering and inference approaches. Under the assumed model, it is possible to simulate values of y_1, \dots, y_T , for a given initial condition $z_0 = (y_0, u_0)$ and a given value θ of the parameters, conditionally on the observed path of the exogenous variables x_1, \dots, x_T . This is done by independently drawing simulated values $\tilde{\varepsilon}_1, \dots, \tilde{\varepsilon}_T$ from the assumed distribution of the strong white noise (ε_t) (the simulated values are also independent of the realized values $\varepsilon_1, \dots, \varepsilon_T$ that underpin the observations) and by computing

$$\tilde{y}_t(\theta, z_0), \text{ for } t = 0, 1, \dots, T,$$

with $\tilde{y}_0(\theta, z_0) = y_0$ and where

$$\begin{aligned} \tilde{y}_t(\theta, z_0) &= r[\tilde{y}_{t-1}(\theta, z_0), x_t, \tilde{u}_t(\theta, u_0), \tilde{\varepsilon}_t, \theta] \\ \tilde{u}_t(\theta, u_0) &= \varphi[\tilde{u}_{t-1}(\theta, u_0), \tilde{\varepsilon}_t, \theta]. \end{aligned}$$

While simulation is the most prevalent mechanism for inference in such settings, we note that in many cases inference could be based directly on $L_T(\theta)$ if we were to instead consider sub-models defined by restricting the parameters θ to lie in a given set $\Theta_0 \subset \Theta$. Indeed, it will often be that case that the sub-models could be chosen by imposing $\theta \in \Theta_0$ so that we obtain a convenient factorization of the probability density function, which ensures that integration of the T latent variables, $(u_t)_{t \leq T}$, no longer requires solving a T -dimensional integral, and consequently inference (over the sub-models) could be based directly on the log-likelihood function (3). However, in general the sub-models specified by this constraint will not be correctly specified and the resulting estimates will be asymptotically biased for the parameter of interest θ^0 . However, as we will later see, following the intuition of I-I, this misspecification bias can be corrected by matching these estimators against a simulated counterpart.

The following section demonstrates that there are many interesting cases where restricting the parameters θ to lie in some set $\Theta_0 \subset \Theta$ results in log-likelihood functions that are easily tractable.

¹Clearly, such examples are exclusive of cases where the integration, or filtering, can be performed analytically, such as cases where the Kalman filter can be performed, as in linear Gaussian state space models, or as in certain qualitative Markov switching models. The focus of this paper is nonlinear state space models, where the above simplifications are not generally applicable.

2.2 Illustrative Examples

2.2.1 Example 1: *Autoregressive Discrete Choice Models*

We observe the sample $\{y_t, x_t\}_{t=1}^T$ generated from

$$y_t = \begin{cases} 1 & \text{if } y_t^* > 0 \\ 0 & \text{if } y_t^* \leq 0 \end{cases}, \quad y_t^* = x_t' \theta_1 + u_t, \quad u_t = \theta_2 u_{t-1} + \nu_t,$$

where x_t is a vector of explanatory variables, ν_t is a Gaussian white noise and the $AR(1)$ process $(u_t)_{t \leq T}$ is stationary ($-1 < \theta_2 < 1$), $\theta = (\theta_1', \theta_2)'$. Following the standard normalization practice for a Probit error term, we set $\nu_t \sim \mathfrak{N}(0, 1)$. In what follows, panel data can easily be accommodated at the cost of more involved notations, and so we omit this extension for simplicity.

Unlike the standard Probit model, the autoregressive nature of u_t means that the data density can only be stated as the T -dimensional integral: Let $A_t = [0, +\infty)$ if $y_t = 1$ and $A_t = (-\infty, 0)$ if $y_t = 0$,

$$l \{ (y_t)_{t \leq T} | (x_t)_{t \leq T}; \theta \} = \int_{A_1} \cdots \int_{A_T} l^* \{ (y_t^*)_{t \leq T} | (x_t)_{t \leq T}, z_0; \theta \} dy_1^* \cdots dy_T^*,$$

$$l^* \{ (y_t^*)_{t \leq T} | (x_t)_{t \leq T}, z_0; \theta \} = (2\pi)^{-T/2} R(\theta_2)^{-1/2} \exp \left(-\frac{1}{2R(\theta_2)} u_1^2(\theta_1) \right) \prod_{t=2}^T \exp \left(-\frac{[u_t(\theta_1) - \theta_2 u_{t-1}(\theta_1)]^2}{2} \right)$$

where $R(\theta_2) = 1/(1 - \theta_2^2)$ and $u_t(\theta_1) = y_t^* - x_t' \theta_1$. However, note that if one were to impose the constraint $\theta_2 = 0$ in $l^* \{ (y_t^*)_{t \leq T} | (x_t)_{t \leq T}, z_0; \theta \}$, the integral that defines this density can be factorized into a product of T univariate integrals, which ultimately yields the usual Probit likelihood function. As such, a convenient parametric sub-model is given by

$$l \{ (y_t)_{t \leq T} | (x_t)_{t \leq T}; \theta \}; \theta \in \Theta_0 = \{ \theta \in \Theta, \theta = (\theta_1', 0)' \}$$

A similar finding to the above can also be applied, albeit with different notations, to spatially correlated Probit models, instead of the autoregressive Probit model.

2.2.2 Example 2: *GARCH-like Stochastic Volatility Model*

Observed log-returns are assumed to evolve according to

$$r_{t+1} = \mu + \varepsilon_{t+1}, \quad E[\varepsilon_{t+1} | I_t] = 0,$$

where the error term ε_{t+1} is a martingale difference sequence (hereafter, mds). We are interested in the volatility dynamics of the process

$$\sigma_t^2 = E[\varepsilon_{t+1}^2 | I_t],$$

As usual, the observed counterpart of volatility dynamics is given by the dynamics of the squared return process. We assume that ε_t^2 is a weak $ARMA(p, p)$:

$$\varepsilon_{t+1}^2 - \omega - \sum_{j=1}^p \gamma_j \varepsilon_{t+1-j}^2 = \xi_{t+1} - \sum_{j=1}^p \beta_j \xi_{t+1-j} \quad (4)$$

where ξ_{t+1} is a weak white noise that defines the innovation process of ε_t^2 . In other words, the ARMA representation (4) is causal and invertible.

It is known (see e.g. Meddahi and Renault (2004)) that ε_t is a (semi-strong) *GARCH*(p, q) with $q \leq p$ if and only if ξ_t is a mds. Inspired by Franses et al. (2008), albeit with a different model, we want to relax this restriction about the white noise ξ_{t+1} , so that we define of family of stochastic volatility models, which contains the *GARCH*(p, q) with $q \leq p$ as a particular case, but, beyond this particular case, belong to the realm of nonlinear state space models. For this purpose, it is worth setting the focus on the difference between the innovation process ξ_{t+1} and the mds $\nu_{t+1} = \varepsilon_{t+1} - \sigma_t^2$.

By definition (see equation (4)), the difference ($\xi_{t+1} - \varepsilon_{t+1}^2$) is I_t -measurable, so that we are allowed to introduce the notation:

$$\xi_{t+1} - \nu_{t+1} = \eta_t = \sigma_t^2 - k_t$$

so that

$$\xi_{t+1} - \varepsilon_{t+1}^2 = -\sigma_t^2 + \eta_t = -k_t,$$

which allows us to rewrite the volatility dynamics in equation (4) as

$$\varepsilon_{t+1}^2 - \omega - \sum_{j=1}^p \gamma_j \varepsilon_{t+1-j}^2 = \varepsilon_{t+1}^2 - k_t - \sum_{j=1}^p \beta_j [\varepsilon_{t+1-j}^2 - k_{t-j}]$$

so that

$$k_t = \omega + \sum_{j=1}^p \alpha_j \varepsilon_{t+1-j}^2 + \sum_{j=1}^p \beta_j k_{t-j} \quad (5)$$

$$\alpha_j = \gamma_j - \beta_j \quad (6)$$

In other words, we see that, without any additional assumption, the *ARMA*(p, q) representation for ε_{t+1}^2 in equation (4) can be characterized by a GARCH-like equation (5) with

$$\sigma_t^2 = k_t + \eta_t, \eta_t = \xi_{t+1} - \nu_{t+1}, \nu_{t+1} = \varepsilon_{t+1}^2 - \sigma_t^2 \quad (7)$$

Note that, since ν_{t+1} is a mds, we deduce from (7) that

$$\eta_t = E[\eta_t | I_t] = E[\xi_{t+1} | I_t]$$

and thus

$$\begin{aligned} E[\xi_{t+1} | I_t] &= 0 \iff \sigma_t^2 = k_t \\ \iff \sigma_t^2 &= \omega + \sum_{j=1}^p \alpha_j \varepsilon_{t+1-j}^2 + \sum_{j=1}^p \beta_j \sigma_{t-j}^2. \end{aligned}$$

That is, we again find that the GARCH case is tantamount to the mds property for the noise process ξ_{t+1} , which implies that the process η_t is identically zero.

Now, beyond the GARCH case, it is worth questioning whether a non-zero process η_t is just a white noise or encapsulates some additional dynamic features of conditional variance. It is then natural to consider the following model for η_t :

$$\eta_t = \rho \eta_{t-1} + \varpi \chi_t, \quad |\rho| < 1 \quad (8)$$

where χ_t is i.i.d. with a known distribution with zero mean. Such a model for η_t leads to a nonlinear state space model with the measurement equation

$$r_{t+1} = \mu + \left[\omega + \sum_{j=1}^p \alpha_j \varepsilon_{t+1-j}^2 + \sum_{j=1}^p \beta_j (\sigma_{t-j}^2 - \eta_{t-j}) + \eta_t \right]^{1/2} u_{t+1}$$

for u_{t+1} and χ_t i.i.d. with known distributions, and where the transition equation is given by (8).

Similar to the general case treated in equation (2), the likelihood function of this model is only expressible as a T -dimensional integral (due to the dynamics in (8)). However, as we have already seen in the autoregressive Probit example, Example 1, imposing the constraint $\rho = 0$ in this state space model means that the T -dimensional integral can be factorized into the product of T univariate integrals. As a consequence, stable numerical procedures can be used to compute these univariate integrals and the resulting likelihood can then be maximized. More precisely, since

$$\begin{aligned} \sigma_t^2 &= k[\{r_\tau\}_{\tau \leq t}] + \eta_t \\ k[\{r_\tau\}_{\tau \leq t}] &= k_t = \omega + \sum_{j=1}^p \alpha_j \varepsilon_{t+1-j}^2 + \sum_{j=1}^p \beta_j k_{t-j} \end{aligned}$$

k_t can be computed recursively as a function of past observed returns $\{r_\tau\}_{\tau \leq t}$, as is standard in GARCH models. Therefore, when $\rho = 0$, the overall likelihood is the product of the increments $l[r_{t+1} | \{r_\tau\}_{\tau \leq t}; \theta]$, where for $t \geq 1$,

$$l[r_{t+1} | \{r_\tau\}_{\tau \leq t}; \theta] = \int_{-\infty}^{+\infty} \frac{1}{[k[\{r_\tau\}_{\tau \leq t}] + \eta_t]^{1/2}} f_u \left[\frac{r_{t+1} - \mu}{k[\{r_\tau\}_{\tau \leq t}] + \eta_t} \right] \frac{1}{\varpi} f_\chi \left[\frac{\eta_t}{\varpi} \right] d\eta_t$$

and where $f_u(\cdot)$ (resp. $f_\chi(\cdot)$) denote the probability density function of the standardized log-return u_{t+1} (resp. of the noise χ_t)

2.2.3 Example 3: Generalized Tobit Model

Amemiya (1985) defines the generalized Tobit Model of Type 2 by the following observation scheme for the outcome variable y_i :

$$y_i = \begin{cases} y_{1i}^* & \text{if } y_{2i}^* \geq 0 \\ \text{missing} & \text{if } y_{2i}^* < 0 \end{cases}, \quad (9)$$

with

$$y_{1i}^* = x_i' \theta_1 + \sigma \varepsilon_i, \quad (10)$$

where x_i is a vector of exogenous explanatory variables, $(\theta_1', \sigma)'$ a vector of unknown parameters and ε_i is a standardized Gaussian error $\varepsilon_i \sim \mathfrak{N}(0, 1)$. A complete specification for the likelihood function requires specifying the conditional probability of missingness in the data:

$$\Pr[y_{2i}^* < 0 | y_{1i}^*, z_i, \theta_2, \theta_3],$$

where z_i is a vector of exogenous explanatory variables and $(\theta'_2, \theta'_3)'$ is a vector of unknown parameters. The parameter θ_2 govern the relationship between z_i and the missingness mechanism, and the parameter θ_3 characterizes the dependence between the two latent endogenous variables y_{1i}^* and y_{2i}^* . Then, if I_1 (resp. I_0) stands for the subset of indices for which ($y_{2i}^* \geq 0$) (resp. $y_{2i}^* < 0$), the likelihood function can be written as

$$l\{(y_i)_{1 \leq i \leq T} | (x_i, z_i)_{1 \leq i \leq T}; \theta\} = \prod_{i \in I_1} \frac{1}{\sigma} \varphi\left(\frac{y_i - x'_i \theta_1}{\sigma}\right) \Pr[y_{2i}^* \geq 0 | y_i, z_i, \theta_2, \theta_3] \prod_{i \in I_0} \Pr[y_{2i}^* < 0 | z_i, \theta],$$

with

$$\Pr[y_{2i}^* < 0 | z_i, \theta] = \int \Pr[y_{2i}^* < 0 | y_{1i}^*, z_i, \theta_2, \theta_3] \frac{1}{\sigma} \varphi\left(\frac{y_{1i}^* - x'_i \theta_1}{\sigma}\right) dy_{1i}^*,$$

where the function $\varphi(\cdot)$ stands for the probability density function of the standard normal distribution and

$$\theta = (\theta'_1, \theta'_2, \theta'_3, \sigma)' \text{ where } \theta_1 \in \mathbb{R}^{p_1}, \theta_2 \in \mathbb{R}^{p_2}, \theta_3 \in \mathbb{R}, \sigma > 0$$

denotes the vector of unknown structural parameters. Estimation of θ may be challenging because the likelihood function involves an integral that may be necessary to compute numerically. However, imposing the (possibly false) equality constraint $\theta_3 = 0$ implies that y_{1i}^* and y_{2i}^* are conditionally independent, given z_i , and the likelihood function under the constraint $\theta_3 = 0$ becomes

$$l\{(y_i)_{1 \leq i \leq T} | (x_i, z_i)_{1 \leq i \leq T}; \theta\} = \prod_{i \in I_1} \frac{1}{\sigma} \varphi\left(\frac{y_i - x'_i \theta_1}{\sigma}\right) \Pr[y_{2i}^* \geq 0 | z_i, \theta_2, 0] \prod_{i \in I_0} \Pr[y_{2i}^* < 0 | z_i, \theta_2, 0].$$

Amemiya (1985) notes that the “special case of independence” makes the likelihood function almost as simple as a standard Tobit when the probability distribution of y_{2i}^* given z_i is also Gaussian. However, by reference to an empirical paper (Dudley and Montmarquette (1976) about the foreign aid from United States to a particular country), Amemiya (1985) notes that “it makes their model computationally advantageous. However, it seems unrealistic to assume that the potential amount of aid, y_1^* is independent of the variable that determines whether or not aid is given, y_2^* ”. More generally, Amemiya (1985) considers that the joint conditional distribution of $(y_{1i}^*, y_{2i}^*)'$ given (x_i, z_i) is Gaussian and θ_3 stands for the correlation coefficient between y_{1i}^* and y_{2i}^* .

However, an alternative, and often computationally more convenient choice, is to assume that the conditional probability distribution of y_{2i}^* given (y_{1i}^*, x_i, z_i) is logistic, which yields

$$\Pr[y_{2i}^* \geq 0 | y_{1i}^*, z_i, x_i, \theta_2, \theta_3] = [1 + \exp(-z'_i \theta_2 - \theta_3 y_{1i}^*)]^{-1}. \quad (11)$$

In this case, imposing the (potentially false) equality constraint $\theta_3 = 0$, leads to a “computationally advantageous” model with log-likelihood function, when evaluated at $\theta = (\theta'_1, \theta'_2, 0, \sigma)'$, with a particularly simple form

$$\begin{aligned} & L_T[(\theta'_1, \theta'_2, 0, \sigma)] \\ &= \frac{1}{T} \sum_{i \in I_1} \left\{ -\frac{1}{2} \log(2\pi\sigma^2) - \frac{1}{2\sigma^2} (y_i - x'_i \theta_1)^2 - \log\left(1 + e^{-z'_i \theta_2}\right) \right\} - \frac{1}{T} \sum_{i \in I_0} \log\left(1 + e^{z'_i \theta_2}\right). \end{aligned}$$

2.2.4 Example 4: *Markov-Switching Multifractal (MSM) Model*

Similarly to Example 2, consider that observed asset returns evolve according to

$$r_{t+1} = \mu + \varepsilon_{t+1}, \quad E[\varepsilon_{t+1} | I_t] = 0,$$

where the error process ε_t is assumed to follow

$$\varepsilon_{t+1} = \sigma_t u_{t+1}, \quad E[u_{t+1}^2 | I_t] = 1$$

with σ_t denoting the volatility process. Our goal remains the analysis of the volatility process, however, in this example we use the Binomial MSM model proposed in Calvet and Fisher (2001, 2004, 2008), and consider that the volatility process is defined as the product of several volatility components

$$\sigma_t^2 = \sigma^2 \prod_{k=1}^{\bar{k}} M_{k,t}.$$

The components $M_{k,t}$ are unobservable (i.e., latent) variables that are often referred to as multipliers or volatility components, and the overall number of components, \bar{k} , is unknown.

We will assume that the standardized return u_{t+1} is i.i.d with a probability density function $f_u(\cdot)$. The latent state variables $M_{k,t}$, $k = 1, \dots, \bar{k}$, are assumed to be stationary Markov processes with common marginal distribution, denoted by M . Given a value $M_{k,t}$ for the k^{th} component at time t , the next-period multiplier is assumed to evolve according to

$$M_{k,t+1} = \begin{cases} \sim M & \text{with probability } \gamma_k \\ M_{k,t} & \text{with probability } (1 - \gamma_k) \end{cases}$$

where the notation ($\sim M$) stands for “drawn in the distribution M ” and M_0 is generated from the stationary distribution π_0 , where

$$\pi_0^j = \Pr[M_0 = m^j] = 1/d, \quad \forall j = 1, \dots, d,$$

and where $d = 2^{\bar{k}}$.

The switching events (with transition probabilities γ_k , $k = 1, \dots, \bar{k}$) and new draws from M are assumed to be independent across k and t . To ensure a non-negative and stationary volatility process ($E(\sigma_t^2) = \sigma^2$), we assume

$$E(M) = 1, \quad M \geq 0$$

For sake of parsimony, we introduce an unknown parameter $m_0 \in (1, 2)$ such that:

$$\Pr[M = m_0] = \Pr[M = 2 - m_0] = \frac{1}{2}.$$

Then the state vector $M_t = (M_{1,t}, \dots, M_{\bar{k},t})'$ can take d possible values m^j , $j = 1, \dots, d$, so that at each date the squared volatility process takes d possible values

$$\sigma^2 g(m^j), \quad \text{where } g[(M_{1,t}, \dots, M_{\bar{k},t})] = \prod_{k=1}^{\bar{k}} M_{k,t}.$$

Furthermore, we parametrize the transition probabilities $\gamma_k, k = 1, \dots, \bar{k}$, such that the first components (small k) are the most persistent

$$\gamma_k = \bar{\gamma} b^{k-\bar{k}}, \bar{\gamma} \in (0, 1], b > 1, k = 1, \dots, \bar{k},$$

and where a possibly higher “volatility of volatility” can be accommodated by increasing \bar{k} .

For this model, the structural parameter vector is

$$\theta = (m_0, \bar{\gamma}, b, \sigma, \bar{k})'$$

and the log-likelihood associated with observed returns $(r_{t+1})_{t \leq T}$ is given by:

$$L_T(\theta) = \frac{1}{T} \sum_{t=1}^T \log \left(\sum_{j=1}^d \frac{1}{\sigma \sqrt{g(m^j)}} f_u \left(\frac{r_{t+1} - \mu}{\sigma \sqrt{g(m^j)}} \right) \Pr[M_t = m^j | r_\tau, \tau \leq t] \right) \quad (12)$$

where the conditional probabilities $\pi_t^j = \Pr[M_t = m^j | r_\tau, \tau \leq t]$ are computed recursively. By Bayes' rule, the probability π_t^j can be expressed as a function of the previous probabilities $\pi_{t-1} = (\pi_{t-1}^1, \dots, \pi_{t-1}^d)$:

$$\begin{aligned} \pi_t^j &\propto \sum_{i=1}^d \frac{1}{\sigma \sqrt{g(m^i)}} f_u \left(\frac{r_t - \mu}{\sigma \sqrt{g(m^i)}} \right) \pi_{t-1}^i a_{i,j} \\ a_{i,j} &= \Pr[M_t = j | M_{t-1} = i] = \prod_{k=1}^{\bar{k}} \left[(1 - \gamma_k) 1_{[m_k^i = m_k^j]} + \frac{\gamma_k}{2} \right]. \end{aligned}$$

Hence, unlike continuous stochastic volatility models, such as in Example 2, the Markov-switching multifractal model has a closed-form likelihood, precisely because the filtering techniques a la Hamilton can be applied. However, the price to pay for a volatility process with a discrete state space is that, for sake of goodness of fit, it often takes a state space with many elements, which implies a large number of multipliers \bar{k} . Calvet and Fisher (2004) documents that for exchange rate data, the multifractal model “works better for larger values of \bar{k} ” and choose to set the focus on the case $\bar{k} = 10$ for all currencies.

While the log-likelihood is available in closed-form, a single evaluation requires $O(2^{2\bar{k}}T)$ computations, where $O(\cdot)$ denotes the order of the evaluation. Therefore, if the upper bound on the parameter space for \bar{k} is too large, estimation via maximum likelihood becomes prohibitively expensive.

Given the potentially prohibitive computational requirements associated with a large value of \bar{k} , it is worth revisiting the likelihood function with the false equality constraint $\bar{k} = 2$, which is the smallest possible value of \bar{k} allowing to identify all the other parameters. Under the constraint $\bar{k} = 2$, a single likelihood evaluation requires only $16 \cdot T$, i.e., $2^4 T$, computations. Therefore, such a constraint could easily be imposed, and the resulting estimation procedure implemented, to alleviate the computational burden associated with searching over the entire parameter space for \bar{k} .

2.2.5 Example 5: *Stable Distribution*

Consider i.i.d. observations y_1, \dots, y_T generated from a stable distribution with stability parameter $a \in (0, 2]$, skewness parameter $b \in [-1, 1]$, scale parameter $c > 0$ and location parameter

$\mu \in \mathbb{R}$. The structural parameter vector is given by:

$$\theta = (a, b, c, \mu)' \tag{13}$$

The practical problem for maximum likelihood inference in this context does not come from a non-linear state space where the likelihood function would involve integrals over the state variables. However, it is known that the log-likelihood function $L_T(\theta)$ is not available in general, except for some specific values of the parameters a and b . As such, maximum likelihood inference can only be implemented by the time-consuming task of numerical inverting the characteristic function, which is known in closed-form, to obtain the resulting (numerical approximation to) the stable density.

However, for $a = 1$ and $b = 0$, the stable distribution coincides with the Cauchy distribution which has a closed-form log-likelihood function $L_T(1, 0, c, \mu)$. Moreover, the stable model also allows to simulate sample paths, for instance with the method of Chambers, Mallows and Stuck (1976). This will pave the way again for an AML strategy.

2.3 Pseudo-Score Vector

The common feature of all the previously discussed examples is that for all values of θ in some subset $\Theta_0 \subset \Theta$, obtained by imposing some (possibly false) equality constraints, the log-likelihood function $L_T(\theta)$ in (3) is available in closed form (up to the evaluation of univariate integrals). Moreover, we can also show that for all five examples considered in Section 2.2, considering $\theta \in \Theta_0$ allows us to compute, in closed-form, a pseudo-score vector

$$\Delta_\theta L_T(\theta); \theta \in \Theta_0 \tag{14}$$

that can be used as the basis for inference on the unknown θ^0 .

The notation $\Delta_\theta L_T(\theta)$ is used since certain components of the pseudo-score vector may not be computed as exact partial derivatives. Of course such an approximation will be required when some components of θ are integers, such as \bar{k} in the multifractal case (Example 4). Moreover, this approximation will also be relevant in the case of stable distributions (Example 5), where genuine partial derivatives with respect to parameters a and b cannot always be computed.

Importantly, we note that the pseudo-score vector in (14) is of the same dimension as the unknown parameters, i.e., it is a p -dimensional vector. That is, the partial derivatives for the pseudo-score are computed with respect to all components of θ , including those dimensions whose values are fixed when $\theta \in \Theta_0$. In the following, we demonstrate that, in the examples considered above, constraining $\theta \in \Theta_0$ allows us to compute the pseudo-score in closed-form, at least up to the evaluation of univariate integrals.

Example 1: (*Autoregressive Discrete Choice Models*) The dynamic Probit model is a striking example of the fact that, while the complete likelihood function $l\{(y_t)_{t \leq T} | (x_t)_{t \leq T}; \theta\}$ can only be stated as a T -dimensional integral, the sub-model defined by $\theta_2 = 0$ is much simpler, since it coincides with the usual Probit likelihood. Not only does the (possibly false) equality constraint $\theta_2 = 0$ lead to a closed-form likelihood, but the results of Gourieroux, et al. (1985) demonstrate that the partial derivatives of the likelihood function are also available in closed-form.

Under the restriction $\theta_2 = 0$, for

$$\tilde{u}_t(\theta_1, 0) = \frac{\varphi(x'_t \theta_1)}{\Phi(x'_t \theta_1) [1 - \Phi(x'_t \theta_1)]} [y_t - \Phi(x'_t \theta_1)],$$

where φ (resp. Φ) denotes the probability density function (resp. the cumulative distribution function) of the standard normal, the computations in Gouriéroux et al. (1985) yield

$$\frac{\partial L_T(\theta_1, 0)}{\partial \theta_1} = \frac{1}{T} \sum_{t=1}^T x_t \tilde{u}_t(\theta_1, 0), \quad \left. \frac{\partial L_T(\theta_1, \theta_2)}{\partial \theta_2} \right|_{\theta_2=0} = \frac{1}{T} \sum_{t=2}^T \tilde{u}_{t-1}(\theta_1, 0) \tilde{u}_t(\theta_1, 0)$$

The term $\tilde{u}_t(\theta_1, 0)$ is the generalized residual under the restriction $\theta_2 = 0$. Gouriéroux et al. (1987) show that $\tilde{u}_t(\theta_1, 0)$ can be interpreted as the conditional expectation of the error term u_t given y_t when the true value of θ is $(\theta'_1, 0)'$.

Example 2: (*GARCH-like Stochastic Volatility Model*) In the case of an *ARCH*(1)-like stochastic volatility model, observed returns are assumed to evolve according to

$$\begin{aligned} r_{t+1} &= \mu + \varepsilon_{t+1}, \varepsilon_{t+1} = \sigma_t u_{t+1}, \\ k_t &= \omega + \alpha \varepsilon_t^2, \sigma_t^2 = k_t + \eta_t, \\ \eta_t &= \rho \eta_{t-1} + \varpi \chi_t, \end{aligned}$$

we now demonstrate that the derivatives of the log-likelihood are also available in closed-form. We treat the case of an *ARCH*(1)-like model for the sake of expositional simplicity, and note that the result extends to other members of this class but require more lengthy derivations. Furthermore, we assume that standardized asset (log) return u_{t+1} is Gaussian white noise. For this model, the structural parameter vector is given by:

$$\theta = (\zeta', \rho)', \zeta = (\mu, \omega, \alpha, \varpi)',$$

and the likelihood function (calculated from observed returns $(r_{t+1})_{t \leq T}$) is

$$l[\{r_{t+1}\}_{t=1}^T | \theta] = \int_{-\infty}^{+\infty} \dots \int_{-\infty}^{+\infty} l^*[\{r_{t+1}, \eta_t\}_{t=1}^T | \theta] d\eta_1 \dots d\eta_T,$$

where $l^*[\{r_{t+1}, \eta_t\}_{t=1}^T | \theta]$ is the latent likelihood:

$$\begin{aligned} l^*[\{r_{t+1}, \eta_t\}_{t=1}^T | \theta] &= \prod_{t=1}^T \frac{1}{\sqrt{2\pi}} \frac{1}{\sqrt{\omega + \alpha \varepsilon_t^2 + \eta_t}} \exp\left(-\frac{1}{2} \left[\frac{r_{t+1} - \mu}{\sqrt{\omega + \alpha \varepsilon_t^2 + \eta_t}} \right]^2\right) f_\eta[\eta_1, \dots, \eta_T | \eta_0, \varpi, \rho], \\ f_\eta[\eta_1, \dots, \eta_T | \eta_0, \varpi, \rho] &= \prod_{t=1}^T \frac{1}{\varpi} f_\chi\left(\frac{\eta_t - \rho \eta_{t-1}}{\varpi}\right). \end{aligned}$$

As already announced, imposing the equality constraint $\rho = 0$ will greatly simplify the computation of the observed likelihood and corresponding score vector. The main reason for

that is the implied additive structure for the latent and observed log-likelihood functions that can be written:

$$\begin{aligned}
L_T^*(\zeta, 0) &= \frac{1}{T} \sum_{t=1}^T \log(l^*[r_{t+1}, \eta_t | r_\tau, \tau \leq t; (\zeta, 0)]), \\
L_T(\zeta, 0) &= \frac{1}{T} \sum_{t=1}^T \log(l[r_{t+1} | r_\tau, \tau \leq t; (\zeta, 0)]), \\
l[r_{t+1} | r_\tau, \tau \leq t; (\zeta, 0)] &= \int_{-\infty}^{+\infty} l^*[r_{t+1}, \eta_t | r_\tau, \tau \leq t; (\zeta, 0)] d\eta_t.
\end{aligned}$$

This additive structure is very convenient, not only for its computational advantages, but also because it allows us to resort to a formula provided by Gouriéroux et al (1987) to compute the observed score vector from the latent score. While this formula had been established by Gouriéroux et al. (1987) (as a generalization of Louis (1982)) for i.i.d. data, it obviously allows us to write (the algebra for proving it is perfectly similar):

$$\frac{\partial \log(l[r_{t+1} | r_\tau, \tau \leq t; (\zeta, 0)])}{\partial \zeta} = E \left[\frac{\partial \log(l^*[r_{t+1}, \eta_t | r_\tau, \tau \leq t; (\zeta, 0)])}{\partial \zeta} \Bigg| \{r_\tau\}_{\tau \leq t+1} \right]. \quad (15)$$

Hence, we can compute

$$\frac{\partial L_T(\zeta, 0)}{\partial \zeta} = \frac{1}{T} \sum_{t=1}^T E \left[\frac{\partial \log(l^*[r_{t+1}, \eta_t | r_\tau, \tau \leq t; (\zeta, 0)])}{\partial \zeta} \Bigg| \{r_\tau\}_{\tau \leq t+1} \right]. \quad (16)$$

Two remarks are in order. First, and by contrast with Gouriéroux et al. (1987), due to dynamic conditional information, (16) does not give the observed score as the conditional expectation of the latent score given the observed data. However, we will see below that it allows a recursive extension of the concept of generalized residual. Second, it is worth keeping in mind that formulas (15) and (16) are written by assuming that $(\zeta, 0)$ is the true unknown value of the structural parameters that defines the probability distribution used in the computation of the conditional expectations. Since in our case, the constraint $\rho = 0$ is likely to be a false equality constraint, the application of (15) and (16) will only provide us with proxies of the true score that we dub pseudo-scores.

Thanks to equation (15), we can compute the pseudo-score in closed-form. We summarize this result in the following result, and place the derivation of the result in Appendix B.

Result 1 For $k \in \{-1, 1, 2\}$, let $[1/(\sigma_t^2)^k]_{F,t} = E[1/(\sigma_t^2)^k | r_\tau, \tau \leq t]$ denote the filtered function of volatility, computed under the assumed model (and under the parameter restriction $\rho = 0$).

Then, a closed-form pseudo-score can be obtained with the corresponding components

$$\begin{aligned}
\frac{\partial L_T(\zeta, 0)}{\partial \mu} &= \frac{1}{T} \sum_{t=1}^T \left[\frac{1}{\sigma_t^2} \right]_{F,t} (r_{t+1} - \mu) \\
\frac{\partial L_T(\zeta, 0)}{\partial \omega} &= \frac{1}{2T} \sum_{t=1}^T \left[\frac{1}{\sigma_t^2} \right]_{F,t} - \frac{1}{2T} \sum_{t=1}^T \left[\frac{1}{\sigma_t^4} \right]_{F,t} (r_{t+1} - \mu)^2 \\
\frac{\partial L_T(\zeta, 0)}{\partial \alpha} &= \frac{1}{2T} \sum_{t=1}^T \left[\frac{1}{\sigma_t^2} \right]_{F,t} \varepsilon_t^2 - \frac{1}{2T} \sum_{t=1}^T \left[\frac{1}{\sigma_t^4} \right]_{F,t} (r_{t+1} - \mu)^2 \varepsilon_t^2 \\
\frac{\partial L_T(\zeta, 0)}{\partial \varpi} &= -\frac{1}{\varpi} + \frac{1}{\varpi^3} \frac{1}{T} \sum_{t=1}^T \left[[\sigma_t^2]_{F,t} - \omega - \alpha \varepsilon_t^2 \right]
\end{aligned}$$

In addition, a pseudo-score for ρ , i.e., $\partial L_T(\zeta, 0)/\partial \rho$, can be based on the approximation

$$\frac{1}{\varpi^2} \frac{1}{T} \sum_{t=2}^T \left([\sigma_t^2]_{F,t} - \omega - \alpha \varepsilon_t^2 \right) \left([\sigma_{t-1}^2]_{F,t-1} - \omega - \alpha \varepsilon_{t-1}^2 \right).$$

□

Example 3: (Generalized Tobit Model) Recall that the log-likelihood for the generalized Tobit model is given by

$$\begin{aligned}
L_T(\theta) &= \frac{1}{T} \sum_{i \in I_1} \log \left[\frac{1}{\sigma} \varphi \left(\frac{y_i - x_i' \theta_1}{\sigma} \right) \Pr[y_{2i}^* \geq 0 | y_i, z_i, \theta_2, \theta_3] \right] + \frac{1}{T} \sum_{i \in I_0} \log [\Pr[y_{2i}^* < 0 | z_i, \theta]] \\
&= L_{1,T}(\theta) + L_{2,T}(\theta),
\end{aligned}$$

where

$$\begin{aligned}
\Pr[y_{2i}^* < 0 | z_i, \theta] &= \int \Pr[y_{2i}^* < 0 | y_{1i}^*, z_i, \theta_2, \theta_3] \frac{1}{\sigma} \varphi \left(\frac{y_{1i}^* - x_i' \theta_1}{\sigma} \right) dy_{1i}^*, \\
\Pr[y_{2i}^* < 0 | y_{1i}^*, z_i, \theta_2, \theta_3] &= [1 + \exp(z_i' \theta_2 + \theta_3 y_{1i}^*)]^{-1}.
\end{aligned}$$

As was noted previously, under the restrictions $\theta_3 = 0$, the above log-likelihood has a simple closed-form.

The score of this likelihood under the restriction $\theta_3 = 0$ can also be obtained in closed-form. First, we can compute

$$\begin{aligned}
\frac{\partial L_{1,T}(\theta_1, \theta_2, 0, \sigma)}{\partial \theta_1} &= -\frac{1}{T} \sum_{i \in I_1} x_i \left[\frac{y_i - x_i' \theta_1}{\sigma^2} \right], \quad \frac{\partial L_{1,T}(\theta_1, \theta_2, 0, \sigma)}{\partial \theta_2} = \frac{1}{T} \sum_{i \in I_1} z_i \left[1 + e^{z_i' \theta_2} \right]^{-1} \\
\frac{\partial L_{1,T}(\theta_1, \theta_2, 0, \sigma)}{\partial \theta_3} &= \frac{1}{T} \sum_{i \in I_1} y_i \left[1 + e^{z_i' \theta_2} \right]^{-1}, \quad \frac{\partial L_{1,T}(\theta_1, \theta_2, 0, \sigma)}{\partial \sigma} = \frac{1}{T} \sum_{i \in I_1} \left[-\frac{1}{\sigma} + \frac{(y_i - x_i' \theta_1)^2}{\sigma^3} \right]
\end{aligned}$$

While we can also check that

$$\begin{aligned}\frac{\partial L_{2,T}(\theta_1, \theta_2, 0, \sigma)}{\partial \theta_1} &= 0, \quad \frac{\partial L_{2,T}(\theta_1, \theta_2, 0, \sigma)}{\partial \sigma} = 0, \\ \frac{\partial L_{2,T}(\theta_1, \theta_2, 0, \sigma)}{\partial \theta_2} &= -\frac{1}{T} \sum_{i \in I_0} z_i \left[1 + e^{-z_i' \theta_2}\right]^{-1}, \\ \frac{\partial L_{2,T}(\theta_1, \theta_2, 0, \sigma)}{\partial \theta_3} &= -\frac{1}{T} \sum_{i \in I_0} x_i' \theta_1 \left[1 + e^{-z_i' \theta_2}\right]^{-1}.\end{aligned}$$

The pseudo-score can then be the above derivatives, computed under the restriction $\theta_3 = 0$, i.e.,

$$\Delta_{\theta} L_T(\theta) = \frac{\partial L_{1,T}(\theta_1, \theta_2, 0, \sigma)}{\partial \theta} + \frac{\partial L_{2,T}(\theta_1, \theta_2, 0, \sigma)}{\partial \theta}.$$

Example 4: (Markov-Switching Multifractal (MSM) Model) For this model, the structural parameter vector is given by:

$$\theta = (\zeta', \bar{k})', \quad \zeta = (m_0, \bar{\gamma}, b, \sigma)'$$

As already announced, if we consider this model under the false equality constraint

$$\bar{k} = 2,$$

the log-likelihood associated with observed data $\{r_{t+1}\}_{t=1}^T$ is given by

$$L_T(\zeta, 2) = \frac{1}{T} \sum_{t=1}^T \log \left(\sum_{j=1}^4 \frac{1}{\sigma \sqrt{g(m^j)}} f_u \left(\frac{r_{t+1} - \mu}{\sigma \sqrt{g(m^j)}} \right) \Pr[M_t = m^j | r_{\tau}, \tau \leq t] \right).$$

We can then define a pseudo-score vector by

$$\Delta_{\theta} L_T(\zeta, 2) = \left(\frac{\partial L_T(\zeta, 2)}{\partial \zeta'}, L_T(\zeta, 3) - L_T(\zeta, 2) \right)'$$

Note that filtered $\Pr[M_t = m^j | r_{\tau}, \tau \leq t]$ probabilities depend on all structural parameters as explained above through in particular two transition probabilities:

$$\gamma_1 = \frac{\bar{\gamma}}{b}, \quad \gamma_2 = \bar{\gamma}.$$

2.4 Pseudo-Score Matching and AML Estimation

In the previous section, we have exemplified the computation of pseudo-score vectors

$$\Delta_{\theta} L_T(\theta); \theta \in \Theta_0, \quad \text{where } L_T(\theta) = \frac{1}{T} \sum_{t=2}^T \log (l\{y_t | (y_{\tau})_{1 \leq \tau \leq t-1}, x_t, z_0; \theta\}),$$

from which we can compute estimators of the unknown $\theta^0 \in \Theta$. While feasible, these estimators do not in general deliver a consistent estimator of θ^0 . We now demonstrate how these pseudo-scores can be used to conduct inference on θ^0 . Throughout the remainder, we maintain the following assumption on the parameters and $\Delta_{\theta} L_T(\theta)$.

Assumption A1 (False Equality Constraints): The parameter space can be partitioned as

$$\begin{aligned}\Theta &= \Theta^1 \times \Theta^2, \quad \Theta^1 \subset \mathbb{R}^{p_1}, \Theta^2 \subset \mathbb{R}^{p_2}, \quad p = p_1 + p_2 \\ \Theta_0 &= \Theta^1 \times \left\{ (\beta_j^0)_{p_1 < j \leq p} \right\} = \Theta^1 \times \{ \beta^{2,0} \}\end{aligned}$$

and the application

$$\beta^1 = (\theta_j)_{1 \leq j \leq p_1} \longrightarrow \Delta_\theta L_T \left[(\beta^{1'}, \beta^{2,0'})' \right]$$

is continuously differentiable on the interior of Θ^1 .

We highlight that this assumption is fulfilled in the five examples considered above. We also require the components of the derivative map in **Assumption A1** to satisfy the following regularity condition.

Assumption A2: (*Hessian matrix*) Uniformly on the interior of Θ^1 , for some $(p \times p_1)$ -dimensional matrix K^0 ,

$$\text{plim}_{T \rightarrow \infty} \frac{\partial \Delta_\theta L_T \left[(\beta^{1'}, \beta^{2,0'})' \right]}{\partial \beta^{1'}} = -K^0 \left[(\beta^{1'}, \beta^{2,0'})' \right],$$

and where $-K^0 \left[(\beta^{1'}, \beta^{2,0'})' \right]$ has full column-rank.

Consider the log-likelihood function computed for a simulated path $\{ \tilde{y}_t^{(h)}(\theta, z_0) \}_{t=1}^T$ (for $h = 1, \dots, H$) and at a value β of the structural parameters:²

$$L_T^{(h)}(\theta, \beta) = \frac{1}{T} \sum_{t=2}^T \log \left(l \left\{ \tilde{y}_t^{(h)}(\theta) \mid (\tilde{y}_\tau^{(h)}(\theta))_{1 \leq \tau \leq t-1}, x_t; \beta \right\} \right). \quad (17)$$

Associated to $L_T^{(h)}(\theta, \beta)$ is the simulated pseudo-score vector

$$\Delta_\beta L_T^{(h)}(\theta, \beta); \beta \in \Theta_0,$$

where the (pseudo) derivative Δ_β is computed with respect to the vector $\beta \in \Theta_0$ of parameters in (17), and not with respect to the set of structural parameters, $\theta \in \Theta$, used to simulate $\tilde{y}_t^{(h)}(\theta)$.

As is standard, we require regularity on the behavior of the Hessian matrix associated with $\Delta_\beta L_T^{(h)}(\theta, \beta)$.

Assumption A3 (Cross-Derivative): For all $\beta \in \Theta_0$, the application

$$\theta \longrightarrow \Delta_\beta L_T^{(h)}(\theta, \beta)$$

is continuously differentiable on the interior of Θ and

$$\text{plim}_{T \rightarrow \infty} \frac{\partial \Delta_\beta L_T^{(h)}(\theta, \beta)}{\partial \theta'} = -J^0(\theta, \beta),$$

for $J^0(\theta, \beta)$ a $(p \times p)$ -dimensional matrix, with $J^0(\theta^0; \beta^0)$ non-singular.

²For the sake of notational simplicity, we have not made explicit the dependence of the likelihood function on the initial value z_0 of the simulated data. Since we are confining ourselves to standard settings, the dependence of $L_T^{(h)}$ on z_0 will be immaterial asymptotically.

Our estimation approach for θ^0 will be based on matching a pseudo-score at a preliminary estimator $\hat{\beta}_T$ ($\hat{\beta}_T \in \Theta_0$) of β^0 . We emphasize here that $\hat{\beta}_T$ is a preliminary estimator of β^0 , and not θ^0 , since it is constrained by the possibly misspecified constraint $\beta \in \Theta_0$, meaning that it cannot, in general, be a consistent estimator for θ^0 . We will only maintain that $\hat{\beta}_T$ is a \sqrt{T} -consistent estimator of some pseudo-true value β^0 :

$$\hat{\beta}_T = \left(\hat{\beta}_T^{1'}, \beta^{2,0'} \right)', \beta^0 = (\beta^{1,0'}, \beta^{2,0'})'.$$

We can now define our pseudo-score matching estimator of θ^0 as follows.

Definition 1: The Approximate Maximum Likelihood (AML) estimator $\hat{\theta}_{T,H}$ of θ^0 is defined as the solution to the following equation:

$$\Delta_\beta L_T \left(\hat{\beta}_T \right) = \frac{1}{H} \sum_{h=1}^H \Delta_\beta L_T^{(h)} \left(\hat{\theta}_{T,H}, \hat{\beta}_T \right). \quad (18)$$

The AML estimator, (18), is defined as the solution of p nonlinear equations, in p unknown parameters, so that we may expect existence of a solution $\theta = \hat{\theta}_{T,H}$. However, in practice it will be safer to minimize a squared norm of a difference between the two terms in (18). The fact that the system (18) is just identified tells us that asymptotically, the behavior of the minimum should not depend on the weighting matrix used in the squared norm, insofar as (18) asymptotically defines a unique solution, which, hopefully coincides with the true unknown value θ^0 . This will be the purpose of the main identification assumption (given in Section 3).

We can already state the general result.

Proposition 1: If $\sqrt{T}(\hat{\beta}_T - \beta^0) = O_P(1)$, under **Assumptions A1, A2**, the AML estimator, $\hat{\theta}_{T,H}$, satisfies

$$\text{plim}_{T \rightarrow \infty} \left\{ \sqrt{T} \Delta_\beta L_T (\beta^0) - \frac{1}{H} \sum_{h=1}^H \sqrt{T} \Delta_\beta L_T^{(h)} \left(\hat{\theta}_{T,H}, \beta^0 \right) \right\} = 0.$$

Under **Assumption A3** and other well-suited identification and regularity conditions (see section 3 for a precise details),

$$\begin{aligned} \sqrt{T} \left(\hat{\theta}_{T,H} - \theta^0 \right) &\rightarrow_d \aleph \left(0, \Omega_{(H)} \right), \\ \Omega_{(H)} &= \left(1 + \frac{1}{H} \right) \left[J^0 \left(\theta^0, \beta^0 \right) \right]^{-1} \left[I^0 \left(\theta^0, \beta^0 \right) \right] \left[J^0 \left(\theta^0, \beta^0 \right) \right]^{-1}, \end{aligned}$$

and with $I^0 \left(\theta^0, \beta^0 \right) = \lim_{T \rightarrow \infty} \text{Var} \left\{ \sqrt{T} \Delta_\beta L_T \left(\beta^0 \right) - E \left[\sqrt{T} \Delta_\beta L_T \left(\beta^0 \right) \mid \{x_t\}_{t=1}^T \right] \right\}$. \square

An important message of **Proposition 1** is that the probability distribution of the AML estimator $\hat{\theta}_{T,H}$ depends on the choice of the estimator $\hat{\beta}_T$ only through the pseudo-true value β^0 . In other words, the AML estimator defined by (18) is asymptotically equivalent to the unfeasible estimator $\check{\theta}_{T,H}(\beta^0)$ of θ^0 that solves

$$\Delta_\beta L_T \left(\beta^0 \right) = \frac{1}{H} \sum_{h=1}^H \Delta_\beta L_T^{(h)} \left(\theta, \beta^0 \right).$$

2.5 Comparison with I-I Approaches

2.5.1 Score Matching a la Gallant and Tauchen (1996)

The pseudo-score that is considered by Gallant and Tauchen (1996) (GT hereafter) is not, in general, a proxy of the structural score where the parameter vector β is of the same dimension as the structural parameter vector θ . On the contrary, GT consider an auxiliary model with likelihood function

$$Q_T(\beta) = \frac{1}{T} \sum_{1 \leq t \leq T} \log(q\{y_t | (y_\tau)_{1 \leq \tau \leq t-1}, x_t, z_0; \beta\}), \quad \beta \in B \subset \mathbb{R}^q.$$

The function $q\{y_t | (y_\tau)_{1 \leq \tau \leq t-1}, x_t, z_0; \cdot\}$ is not, in general, the true transition density of the process $\{y_t\}_{t=1}^T$. It is a pseudo-likelihood in the sense of Gourieroux, et al. (1984), which is precisely the reason for using the notations $q\{.\}$ and $Q_T(\cdot)$ instead of $l\{.\}$ and $L_T(\cdot)$. Then the pseudo maximum likelihood estimator $\hat{\beta}_T$ satisfies

$$\frac{\partial Q_T}{\partial \beta}(\hat{\beta}_T) = 0.$$

Using $\hat{\beta}_T$, GT define an I-I estimator $\hat{\theta}_{T,H}$ of θ^0 as the solution of the following program

$$\min_{\theta} \left\| \frac{1}{H} \sum_{h=1}^H \Delta_{\beta} Q_T^{(h)}(\theta, \hat{\beta}_T) \right\|_{W_T}^2, \quad (19)$$

for W_T a positive-definite matrix, and where $\|x\|_{W_T}^2 = x'W_Tx$. While GT only consider the case $H = \infty$, the above definition is indeed the extension of GT proposed by GMR. In GMR, the authors demonstrate that the estimator $\hat{\theta}_{T,H}$ described above is asymptotically equivalent to the standard I-I estimator based on matching estimators of β , and which implicitly requires $q \geq p$.

The GT estimator $\hat{\theta}_{T,H}$ can be equivalently viewed as the solution of

$$\min_{\theta} \left\| \Delta_{\beta} Q_T(\hat{\beta}_T) - \frac{1}{H} \sum_{h=1}^H \Delta_{\beta} Q_T^{(h)}(\theta, \hat{\beta}_T) \right\|_{W_T}^2.$$

Therefore, if the pseudo-likelihood $Q_T(\cdot)$ would coincide with the true likelihood $L_T(\cdot)$, and $\hat{\beta}_T$ would not be subject to false equality constraints, the GT I-I estimator would exactly coincide with our AML estimator. However, it is worth keeping in mind that our philosophy for AML is precisely the opposite: we are explicitly concerned with cases where, by the nature of the constraints we employ,

$$\Delta_{\beta} Q_T(\hat{\beta}_T) \neq 0.$$

A consequence of this difference in estimation philosophy is that GT underpin the accuracy of the I-I estimator $\hat{\theta}_{T,H}$ by the asymptotic distribution of the auxiliary estimator $\hat{\beta}_T$. This point of view can be seen via a Taylor expansion of the first-order conditions

$$\frac{\partial}{\partial \theta} \left[\frac{1}{H} \sum_{h=1}^H \Delta_{\beta} Q_T^{(h)}(\hat{\theta}_{T,H}, \hat{\beta}_T)' \right] W_T \frac{\sqrt{T}}{H} \sum_{h=1}^H \Delta_{\beta} Q_T^{(h)}(\hat{\theta}_{T,H}, \hat{\beta}_T) = 0.$$

Using the notations in **Assumptions A2 and A3**, (and with abuse of notation as if $L_T = Q_T$), we see that

$$\begin{aligned} o_P(1) &= J^0(\theta^0, \beta^0)' W_T \frac{\sqrt{T}}{H} \sum_{h=1}^H \Delta_\beta Q_T^{(h)}(\theta^0, \beta^0) \\ &\quad + J^0(\theta^0, \beta^0)' W_T K^0(\beta^0) \sqrt{T} (\hat{\beta}_T - \beta^0) + J^0(\theta^0, \beta^0)' W_T J^0(\theta^0, \beta^0) \sqrt{T} (\hat{\theta}_{T,H} - \theta^0) \end{aligned}$$

GMR (see the part of their Appendix 1 entitled “The Third Version of the Indirect Estimator”) show that the above Taylor expansion allows us to view $\sqrt{T}(\hat{\theta}_{T,H} - \theta^0)$ as an asymptotically linear function of the difference between $\hat{\beta}_T$ and a similar estimator computed on simulated data. For this reason, the asymptotic distribution of $\sqrt{T}(\hat{\theta}_{T,H} - \theta^0)$ is directly determined by the asymptotic distribution of $\sqrt{T}(\hat{\beta}_T - \beta^0)$, which is in sharp contrast to the result of **Proposition 1** for the AML estimator.

2.5.2 Score Matching a la Calzolari, Fiorentini and Sentana (2004)

Consider that the false equality constraints under which AML is implemented can be written in the implicit form

$$g(\theta) = 0,$$

for some given function $g : \Theta \rightarrow \mathbb{R}^{d_g}$, with $d_g < p$. Recall that the log-likelihood function $L_T(\theta)$ is assumed to be tractable for the set of parameters satisfying this constraint. It is then possible to estimate the parameters from the Lagrangian function

$$\mathcal{L}_T(\beta, \lambda) = L_T(\beta) + g(\beta)' \lambda,$$

where $\lambda \in \mathbb{R}^{d_g}$ is the vector of Lagrange multipliers. The estimator $\hat{\zeta}_T = (\hat{\beta}_T', \hat{\lambda}_T')$ can then be defined from the first-order conditions

$$\begin{aligned} 0 &= \frac{\partial \mathcal{L}_T(\hat{\beta}_T, \hat{\lambda}_T)}{\partial \beta} = \Delta_\beta L_T(\hat{\beta}_T) + \frac{\partial g(\hat{\beta}_T)'}{\partial \beta} \hat{\lambda}_T, \\ 0 &= g(\hat{\beta}_T). \end{aligned}$$

From these conditions, Calzolari et al. (2004) argue that I-I score matching should be corrected by the information contained in the Lagrange multipliers. In other words, they propose that $\hat{\theta}_{T,H}$ solve

$$\frac{1}{H} \sum_{h=1}^H \Delta_\beta L_T^{(h)}(\hat{\theta}_{T,H}, \hat{\beta}_T) + \frac{\partial g(\hat{\beta}_T)'}{\partial \beta} \hat{\lambda}_T = 0, \quad (20)$$

which is equivalent to solving

$$\frac{1}{H} \sum_{h=1}^H \Delta_\beta L_T^{(h)}(\hat{\theta}_{T,H}, \hat{\beta}_T) - \Delta_\beta L_T(\hat{\beta}_T) = 0,$$

and coincides with our AML estimator.³

³It is worth knowing that Calzolari et al. (2004) also contemplate the I-I estimator defined by (20) in the case of inequality constraints on the auxiliary parameters, so that $\hat{\lambda}_T$ is a vector of Kuhn-Tucker multipliers.

Our claim is that, even when we have no such thing as Lagrange multipliers $\hat{\lambda}_T$ to encapsulate the information about the violation of constraints (information that should be added to the information brought by the constrained estimators $\hat{\beta}_T$), it still makes sense to imagine that the full score vector accounts for this missing information. This will be confirmed by our general analysis in the next subsections.

In addition, it is worth noting that even though our AML approach is similar to the I-I estimators proposed in Calzolari et al. (2004), it stems from a completely different point of view. We have defined an auxiliary model with parameter vector β as a version of the structural model that has been simplified. In contrast to Calzolari et al. (2004), we never contemplate simplifying the auxiliary model, which in their case has already chosen to be a simple approximation to the structural model.

2.5.3 Indirect Inference a la Calvet and Czellar

The examples in Section 2.2 demonstrate that there are important cases where imposing a simplifying constraint of the form $\theta = h(\gamma)$, $\gamma \in \mathbb{R}^d$, $d < p$, results in an auxiliary model that is a computationally feasible version of the structural model of interest. As explained in Calvet and Czellar (2015): “Since [under the constraints] the auxiliary and structural models are then closely related, the resulting indirect inference estimator is expected to have good accuracy properties.”

Calvet and Czellar (2015) propose to use estimators of the auxiliary parameters based on the observed data, say $\hat{\gamma}_T$, and the simulated data, say $\tilde{\gamma}_T(\theta)$, to estimate the structural parameters. However, while $\hat{\gamma}_T$ and $\tilde{\gamma}_T(\theta)$ can often be obtained relatively easily, it is important to realize that these auxiliary parameters can not generally identify the structural parameters θ , except in the unlikely case that the constraints $\{\exists \gamma \in \Gamma, \theta = h(\gamma)\}$ are satisfied at θ^0 (the true value of the structural parameters).

To circumvent this identification issue, Calvet and Czellar (2015) propose to add additional auxiliary statistics, with dimension at least as large as $p - d$, within the I-I procedure. Denote these statistics based on observed data by $\hat{\eta}_T$ and simulated data by $\tilde{\eta}_T(\theta)$, then Calvet and Czellar (2015) propose to estimate θ from the following program: for $\hat{\beta}_T := (\hat{\gamma}_T', \hat{\eta}_T')$, $\tilde{\beta}_T(\theta) := (\tilde{\gamma}_T(\theta)', \tilde{\eta}_T(\theta)')$, an estimator of θ^0 can be obtained by

$$\min_{\theta \in \Theta} \left(\hat{\beta}_T - \tilde{\beta}_T(\theta) \right)' W \left(\hat{\beta}_T - \tilde{\beta}_T(\theta) \right), \quad (21)$$

where W is a positive-definite weighting matrix of conformable dimension.

In a sense, the approach of Calvet and Czellar (2015) follows the idea of estimation under the null that is commonly encountered in testing situations in econometrics; namely, we estimate a simpler version of the model that is formed as a constrained version of the model we assume has actually generated the data, and then we construct statistics about this simpler model to

In this case, the argument to consider the recentered score vector (20) instead of a score vector (19) a la Gallant and Tauchen (1996) is not any more to correct for a misspecification bias but to hedge against possible non asymptotic normality of estimators constrained by inequality restrictions. Then, it can be shown (see also Frazier and Renault (2019) for a detailed asymptotic theory in case of parameters near the boundary of the parameter space) that making the difference of the two score vectors as in (18) will restore asymptotic normality even though each of them is not asymptotically normal, due to the fact that the inequality constrained estimator $\hat{\beta}_T$ is not asymptotically normal.

determine whether or not the simpler model is appropriate to model the observed data. Several remarks are in order.

First, it is important to keep in mind that for the minimization program (21), the simulated data are obtained from the unconstrained structural model, meaning by considering possibly any $\theta \in \Theta$ and not only $\theta \in \Theta^0 = \{\theta \in \Theta; \exists \gamma \in \Gamma, \theta = h(\gamma)\}$.

Second, since the Calvet and Czellar (2015) approach directly imposes the constraints in explicit form within the structural model, they obtain what they consider as an “unconstrained” auxiliary model. The result is that this approach will generate simple auxiliary estimators of β . However, the downside is that since we have disregarded the impact of the constraints the approach can not identify the entire vector of structural parameters without resorting to ad-hoc statistics. While the addition of $\hat{\eta}_T$ to the auxiliary estimators may result in a vector of statistics that can identify θ^0 , the precise choice of $\hat{\eta}_T$ in any given example is somewhat arbitrary and likely sub-optimal.

Third, for sake of efficient inference, one should realize that, by definition, the estimator of the simplified structural model (indexed by a lower dimensional parameter), while convenient, overlooks relevant information. In the following section, we demonstrate that AML can, in a sense, account for this information loss, and, thus, get close to the efficiency of maximum likelihood estimation without giving up the convenient simplification of our structural model.

3 Asymptotic Distribution of AML Estimators

In this section, we describe the asymptotic distribution of the AML estimator $\hat{\theta}_{T,H}$, which is the solution, in θ , to

$$\Delta_{\beta}L_T(\hat{\beta}_T) = \frac{1}{H} \sum_{h=1}^H \Delta_{\beta}L_T^{(h)}(\theta, \hat{\beta}_T),$$

where $\hat{\beta}_T$ is a consistent estimator of a pseudo-true value $\beta^0 \in \Theta_0 \subset \Theta$. The asymptotic theory of this estimator is not completely standard since, for each $h = 1, \dots, H$, $L_T^{(h)}(\theta, \hat{\beta}_T)$ is a sample mean of T terms, each of them depending on $\hat{\beta}_T$, hence it is a double array. As explained in Section 2, in particular the result of **Proposition 1**, we set the focus on situations where the asymptotic distribution of the AML estimator $\hat{\theta}_{T,H}$ depends on the estimator $\hat{\beta}_T$, only through its probability limit β^0 .

Therefore, to simplify the exposition, we first set the focus on the unfeasible AML (hereafter, UAML) estimator $\check{\theta}_{T,H}(\beta^0)$, defined as the solution, in θ , to

$$\Delta_{\beta}L_T(\beta^0) = \frac{1}{H} \sum_{h=1}^H \Delta_{\beta}L_T^{(h)}(\theta, \beta^0).$$

Since $\Delta_{\beta}L_T(\beta^0)$ is a pseudo-score, and may include components that can not be represented as partial derivatives of $L_T(\cdot)$, we follow van der Vaart (1998) (Chapter 5) and refer to $\check{\theta}_{T,H}(\beta^0)$ as a Z-estimator of θ^0 . Moreover, it is worth recalling that we do not accommodate here the case where one component of the structural parameter vector is an integer. The discussion of this case could be achieved by extending the range of the integer parameter to the complete set of non-negative real numbers, which is feasible by a piecewise linear extension.

3.1 Consistency

For a given pseudo-true value β^0 , consistency of $\check{\theta}_{T,H}(\beta^0)$, for θ^0 , follows by applying Theorem 5.9 in van der Vaart (1998), which requires the following regularity condition.

Assumption B1 (Identification given β^0): For any $h = 1, \dots, H$, $\Delta_\beta L_T^{(h)}(\theta, \beta^0)$ converges in probability (as $T \rightarrow \infty$), uniformly on $\theta \in \Theta$, towards a function $M(\theta, \beta^0)$ such that, for every $\varepsilon > 0$,

$$\inf_{\theta \in \Theta: d(\theta, \theta^0) \geq \varepsilon} \|M(\theta, \beta^0) - M(\theta^0, \beta^0)\| > 0.$$

From the i.i.d. nature of the simulation, and the definition of the simulated log-likelihood $L_T^{(h)}(\theta, \beta^0)$ in (17), it is not restrictive to assume that $M(\theta, \beta^0)$ does not depend on h . Similarly, $\Delta_\beta L_T(\beta^0)$ converges towards $M(\theta^0, \beta^0)$. Under **Assumption B1**, we can state the following result.

Proposition 2: Under **Assumption B1**, the UAML estimator $\check{\theta}_{T,H}(\beta^0)$ is a consistent estimator of the true unknown value θ^0 : $\text{plim}_{T \rightarrow \infty} \check{\theta}_{T,H}(\beta^0) = \theta^0$. \square

We now illustrate the identification condition **Assumption B1** in two examples, and demonstrate that this condition is similar to the identification condition required by ML. For the purpose of these illustrations, we only consider that **Assumption B1** enforces

$$M(\theta, \beta^0) - M(\theta^0, \beta^0) \neq 0, \forall \theta \neq \theta^0.$$

That is, we temporarily overlook the fact that the well-separated minimum of $\|M(\theta, \beta^0) - M(\theta^0, \beta^0)\|$ generally requires additional regularity, e.g., continuity of the function $M(\cdot, \beta^0)$ and compactness of Θ .

Example: Well-specified Models

Assume that $\Delta_\beta L_T^{(h)}(\theta, \beta)$ is the score vector of a well-specified parametric model for which $\beta^0 = \theta^0$ is the true unknown value of the parameters, i.e.,

$$\Delta_\beta L_T^{(h)}(\theta, \beta) = \frac{1}{T} \sum_{t=1}^T \frac{\partial \log \left[l\{\tilde{y}_t^{(h)}(\theta) | \{\tilde{y}_\tau^{(h)}(\theta)\}_{1 \leq \tau \leq t-1}, x_t; \beta\} \right]}{\partial \beta}.$$

Under standard regularity conditions

$$M(\theta, \beta) = E_\theta \left\{ \frac{\partial \log \left[l\{y_t | \{y_\tau\}_{1 \leq \tau \leq t-1}, x_t; \beta\} \right]}{\partial \beta} \right\},$$

where E_θ denotes expectation computed under the probability distribution of the process $\{y_t\}_{t=1}^T$ at the parameter value θ . The standard identification condition for maximum likelihood is then

$$M(\theta, \beta) = 0 \iff \theta = \beta.$$

In particular,

$$M(\theta, \beta^0) - M(\theta^0, \beta^0) \neq 0, \forall \theta \neq \theta^0 = \beta^0.$$

In other words, the identification condition in **Assumption B1** for the UAML is tantamount to the identification condition for maximum likelihood. \square

Example: Exponential Models

Assume that conditionally on $\{x_t\}_{t=1}^T$, the variables y_t are independent, for $t = 1, \dots, T$, and the conditional distribution of y_t only depends on the exogenous variable x_t with the same index. Further, assume that this distribution has a density $l\{y_t | x_t; \theta\}$ that is of the exponential form

$$l\{y_t | x_t; \theta\} = \exp [c(x_t, \theta) + h(y_t, x_t) + a(x_t, \theta)'T(y_t)],$$

where $c(\cdot, \cdot)$ and $h(\cdot, \cdot)$ are given functions and $a(x_t, \theta)$ and $T(y_t)$ are r -dimensional random vectors, all known up to the unknown θ^0 . The extension to dynamic models, in which conditioning values would also include lagged values of the process y_t , can also be considered at the cost of additional notations. From

$$\frac{\partial \log [l\{y_t | x_t; \theta\}]}{\partial \theta} = \frac{\partial c(x_t, \theta)}{\partial \theta} + \frac{\partial a(x_t, \theta)'}{\partial \theta} T(y_t)$$

since the conditional score vector has, by definition, a zero conditional expectation, we deduce that

$$\frac{\partial L_T(\theta)}{\partial \theta} = \frac{1}{T} \sum_{t=1}^T \frac{\partial a'(x_t, \theta)}{\partial \theta} \{T(y_t) - E_\theta[T(y_t) | x_t]\}.$$

Following Theorem 1 in [Gourieroux et al. \(1987\)](#),

$$E_\theta[T(y_t) | x_t] = m(x_t, \theta), \quad \text{Var}_\theta[T(y_t) | x_t] = \Omega(x_t, \theta),$$

which implies that

$$\frac{\partial a(x_t, \theta)'}{\partial \theta} = \frac{\partial m'(x_t, \theta)}{\partial \theta} \Omega^{-1}(x_t, \theta).$$

Therefore, the maximum likelihood estimator $\hat{\theta}_T$ is defined as the solution to

$$\frac{\partial L_T(\theta)}{\partial \theta} = \frac{1}{T} \sum_{t=1}^T \frac{\partial m'(x_t, \theta)}{\partial \theta} \Omega^{-1}(x_t, \theta) \{T(y_t) - m(x_t, \theta)\} = 0. \quad (22)$$

The first-order conditions (22) show that maximum likelihood is the GMM estimator with optimal instruments for the conditional moment restrictions

$$E_\theta[T(y_t) - m(x_t, \theta) | x_t] = 0.$$

Under the assumptions for standard asymptotic theory of efficient GMM ([Hansen, 1982](#)), i.e., for all $\theta \in \Theta$, the conditional variance $\Omega(x_t, \theta)$ of the moment conditions is non-singular and the Jacobian matrix $E[\partial m'(x_t, \theta) / \partial \theta | x_t]$ is full row rank, the identification condition for consistency of maximum likelihood is that

$$E \left\{ \frac{\partial m'(x_t, \theta)}{\partial \theta} \Omega^{-1}(x_t, \theta) \{T(y_t) - m(x_t, \theta)\} \right\} = 0 \implies \theta = \theta^0.$$

We summarize the relationship between the ML identification above and the corresponding version for UAML in the following result, the details of which can be found in [Appendix C](#).

Result 2 *In the exponential model, the identification condition in **Assumption B1** can be restated as*

$$E \left\{ \frac{\partial m'(x_t, \beta^0)}{\partial \theta} \Omega^{-1}(x_t, \beta^0) \{m(x_t, \theta) - m(x_t, \theta^0)\} \right\} \implies \theta = \theta^0. \quad (23)$$

Two cases are of primary interest to demonstrate that the identification condition for UAML is tantamount to the ML identification condition.

Case 1: *The model is a linear regression. For some known multivariate function $\kappa(x_t)$ of x_t ,*

$$m(x_t, \theta) = \kappa(x_t)' \theta.$$

The identification condition (23) is then equivalent to

$$E [\kappa(x_t) \Omega^{-1}(x_t, \beta^0) \kappa(x_t)'] (\theta - \theta^0) = 0 \implies \theta = \theta^0.$$

Moreover, if $E [\kappa(x_t) \Omega^{-1}(x_t, \beta^0) \kappa(x_t)']$ is full rank at $\beta^0 = \theta^0$, it is full rank for any $\beta^0 \in \Theta_0$.

Case 2: *The model is unconditional. In this case, a necessary identification condition is given by*

$$E_\theta [T(y_1)] = E_{\theta^0} [T(y_1)] \iff \theta = \theta^0.$$

In this case, the AML identification condition (23) can be equivalently stated as

$$\frac{\partial m'(\beta^0)}{\partial \theta} \Omega^{-1}(\beta^0) \{E_\theta [T(y_1)] - E_{\theta^0} [T(y_1)]\} \implies \theta = \theta^0.$$

The matrix $\partial m(\beta^0)' / \partial \theta$ is full row rank, irrespective of the value of β^0 , so that if $\Omega(\beta^0)$ is non-singular for any $\beta^0 \in \Theta_0$, the above identification condition is implied by the identification condition $E_\theta [T(y_1)] = E_{\theta^0} [T(y_1)] \iff \theta = \theta^0$.

It is also possible to extend the above analysis to the case of latent exponential models. For the sake of brevity, the details of this extension are given in Appendix C.2. \square

We now return to the general case and address consistency of AML based on a first-step consistent estimator of β^0 . For this purpose, we must slightly reinforce **Assumption B1**.

Assumption B1': The estimator $\hat{\beta}_T$ satisfies $\sqrt{T}(\hat{\beta}_T - \beta^0) = O_P(1)$. **Assumption B1** is fulfilled, and, for any $h = 1, \dots, H$ and any real number $\gamma > 0$,

$$\sup_{\theta \in \Theta} \sup_{\|\hat{\beta}_T - \beta^0\| \leq \frac{\gamma}{\sqrt{T}}} \left\| \Delta_\beta L_T^{(h)}(\theta, \hat{\beta}_T) - M(\theta, \beta^0) \right\| = o_P(1).$$

Proposition 3: Under **Assumption B1'**, the AML estimator $\hat{\theta}_{T,H}$ is a consistent estimator of the true unknown value θ^0 : $\text{plim}_{T \rightarrow \infty} \hat{\theta}_{T,H} = \theta^0$. \square

3.2 Asymptotic Normality and Efficiency

Asymptotic normality has already been demonstrated in **Proposition 1**; see Section 2.4. Ensuring the argument is rigorous only requires slightly reinforcing **Assumption A3**.

Assumption B2: For any $h = 1, \dots, H$ and any real number $\gamma > 0$,

$$\sup_{\theta \in \Theta} \sup_{\|\hat{\beta}_T - \beta^0\| \leq \frac{\gamma}{\sqrt{T}}} \left\| \frac{\partial \Delta_\beta L_T^{(h)}(\theta, \beta)}{\partial \theta'} + J^0(\theta, \beta) \right\| = o_P(1).$$

Proposition 4: Under **Assumptions A1, A2, A3** and **Assumptions B1', B2**, the AML estimator $\hat{\theta}_{T,H}$ and the UAML estimator $\check{\theta}_{T,H}(\beta^0)$ are asymptotically normal with zero mean and asymptotic variance

$$\Omega_{(H)} = \left(1 + \frac{1}{H}\right) [J^0(\theta^0, \beta^0)]^{-1} [I^0(\theta^0, \beta^0)] [J^0(\theta^0, \beta^0)]^{-1}.$$

□

A natural question to ask is how close is the asymptotic variance matrix $\Omega = \lim_{H \rightarrow \infty} \Omega_{(H)}$ to the Cramer-Rao efficiency bound. It is important to realize that efficiency loss can only occur if $\beta^0 \neq \theta^0$ or if the pseudo score vector $\Delta_\beta L_T(\theta^0)$ is not the true score vector. More precisely, we prove the following result in Appendix A.

Proposition 5: Under the assumptions of **Proposition 4**, if

$$\Delta_\beta L_T(\theta^0) = \frac{1}{T} \sum_{t=2}^T \frac{\partial \log(l\{y_t | (y_\tau)_{1 \leq \tau \leq t-1}, x_t, z_0, \theta^0\})}{\partial \theta} = \frac{1}{T} \sum_{t=2}^T S\{y_t | (y_\tau)_{1 \leq \tau \leq t-1}, x_t, z_0, \theta^0\},$$

and if $H \rightarrow \infty$, then asymptotic variance of the UAML estimator, $\check{\theta}_{T,H}(\beta^0)$, (and that of the AML estimator $\hat{\theta}_{T,H}$) achieves the Cramer-Rao efficiency bound. □

However, it is important to note that even if $\Delta_\beta L_T(\beta^0) = \sum_{t=2}^T S\{y_t | (y_\tau)_{1 \leq \tau \leq t-1}, x_t, z_0, \beta^0\} / T$, i.e., $\Delta_\beta L_T(\beta^0)$ is accurately computed at the pseudo-true value β^0 , the matrix

$$I^0(\theta^0, \beta^0) = \lim_{T \rightarrow \infty} \text{Var} \left\{ \sqrt{T} \Delta_\beta L_T(\beta^0) - E \left[\sqrt{T} \Delta_\beta L_T(\beta^0) \mid \{x_t\}_{t=1}^T \right] \right\}$$

will coincide with the Fisher Information Matrix only if

$$\lim_{T \rightarrow \infty} \text{Var} \left\{ E \left[\sqrt{T} \Delta_\beta L_T(\beta^0) \mid \{x_t\}_{t=1}^T \right] \right\} = 0.$$

This property is unlikely to be fulfilled in the case of a conditional model when $\beta^0 \neq \theta^0$. However, it is automatically fulfilled in a model that is not conditional. Moreover, it is possible to analytically calculate the proximity between the asymptotic variances of AML and genuine maximum likelihood in the, previously considered, case of exponential models.

Example: Exponential Models, Continued

From the first-order conditions (22), the simulated pseudo-score can be stated as

$$\Delta_{\beta} L_T^{(h)}(\theta, \beta) = \frac{1}{T} \sum_{t=1}^T \frac{\partial m'(x_t, \beta)}{\partial \theta} \Omega^{-1}(x_t, \beta) \left\{ T \left[\tilde{y}_t^{(h)}(\theta) \right] - m(x_t, \beta) \right\}.$$

Recalling the definition of the UAML estimator, we see that $\check{\theta}_T(\beta^0) := \lim_{H \rightarrow \infty} \check{\theta}_{T,H}(\beta^0)$ is defined as the solution, in θ , to

$$\frac{1}{T} \sum_{t=1}^T \frac{\partial m'(x_t, \beta^0)}{\partial \theta} \Omega^{-1}(x_t, \beta^0) \{T(y_t) - m(x_t, \theta)\} = 0,$$

where we recall that $E_{\theta}[T(y_t)|x_t] = m(x_t, \theta) = \lim_{H \rightarrow \infty} \sum_{h=1}^H T[\tilde{y}_t^{(h)}(\theta)]/H$.

Comparing the above equation with (22), the only reason why UAML may be less efficient than ML is that the evaluation of the ‘‘optimal instruments’’ is carried out at a pseudo-true value of the structural parameters (i.e., $\beta^0 \neq \theta^0$). It is worth revisiting the implications of this in the two cases considered in **Result 2**.

Case 1: The model is a linear regression. For some known multivariate function $\kappa(x_t)$ of x_t ,

$$m(x_t, \theta) = \kappa(x_t)' \theta.$$

The equation defining the UAML estimator is then

$$\frac{1}{T} \sum_{t=1}^T \kappa(x_t) \Omega^{-1}(x_t, \beta^0) \{T(y_t) - \kappa(x_t)' \theta\} = 0.$$

From the above, we see that the presence of conditional heteroskedasticity or cross-correlation, of a parametric nature, can result in a loss of efficiency for UAML. However, if $\Omega(x_t, \beta^0) = \sigma^2 \text{Id}$, UAML is asymptotically equivalent to maximum likelihood.

Case 2: The model is unconditional. The equation defining the UAML estimator is then given by

$$\frac{\partial m'(\beta^0)}{\partial \theta} \Omega^{-1}(\beta^0) \frac{1}{T} \sum_{t=1}^T \{T(y_t) - m(\theta)\} = 0.$$

In this case, the only possible loss of efficiency will occur if the moment conditions that identify θ are overidentified, i.e., when $r = \dim(T) \geq p$, so that the selection matrix $\frac{\partial m'(\beta^0)}{\partial \theta} \Omega^{-1}(\beta^0)$ is optimal only at $\beta^0 = \theta^0$. An efficiency loss will then occur if, when evaluated at $\beta^0 \neq \theta^0$, the vector space spanned by the rows of the selection matrix do not coincide with the space spanned by the rows when $\beta^0 = \theta^0$.

4 Examples

In this section, we apply AML to two of the examples considered in Section 2.2. First, we analyze the repeated sampling behavior of AML in the confines of the generalized Tobit model, with a pseudo-score computed under the false inequality constraint discussed in Section 2.2.3. Next, we evaluate the performance of AML relative to ML in the MSM model, described in Section 2.2.4, and use AML to estimate the MSM model on daily S&P500 returns. The empirical results suggest a large value of k for this data, which ensures ML can not be feasibly implemented.

4.1 Example 1: Generalized Tobit Model

We illustrate the performance of AML in the generalized Tobit-type model via a Monte Carlo study. We generate 1,000 replications from the structural model in equations (9)-(10) (jointly with the logistic distribution specification for y_{2i}^* , as in equation (11)) for two different samples sizes $T = 1000$ and $T = 10,000$. We fix the true parameter values at $\theta_1 = (0.1, 0.2)' = \theta_2 = (0.1, 0.2)'$, and $\theta_3 = 1$, and the scale parameter for the model is $\sigma = 0.5$. The explanatory variables are given by $x_i = \tilde{x}_i = (1, x_{1i})'$ with x_{1i} generated i.i.d. from the uniform distribution on $[0, 1]$. For AML, we take $H = 10$ simulated samples.

For each Monte Carlo replication, we calculate the constrained auxiliary estimators and the AML estimator. We compare the resulting estimates graphically in Figures 1 and 2. For each of the parameters, the left figure represents the auxiliary estimator over the replications, and the right figure the AML estimator. The true parameter values are reported as horizontal lines.

The results demonstrate that while the restricted model is easy to estimate, it ultimately provides biased estimators of the resulting parameters for θ_1 , θ_2 and σ (as well as θ_3 , which is fixed at a value of zero). In contrast, AML delivers point estimators that are well-centred over the true values.

Table 1 compares the AML and auxiliary estimators across the two samples sizes in terms of bias (Bias), mean squared error (MSE), and Monte Carlo coverage (COV).⁴ The results demonstrate that AML delivers estimators with relatively small biases, and good Monte Carlo coverage.

⁴Monte Carlo coverage is calculated as the average number of times, across the Monte Carlo trials, that θ_j^0 , i.e., the true value of the j -th parameter, is contained in the univariate confidence interval $\hat{\theta}_j^i \pm \hat{\sigma}_j 1.96$, where $\hat{\sigma}_j$ is the standard deviation for the j -th parameter over the Monte Carlo replications and $\hat{\theta}_j^i$ is the estimator of the j -th parameter in the i -th Monte Carlo trial.

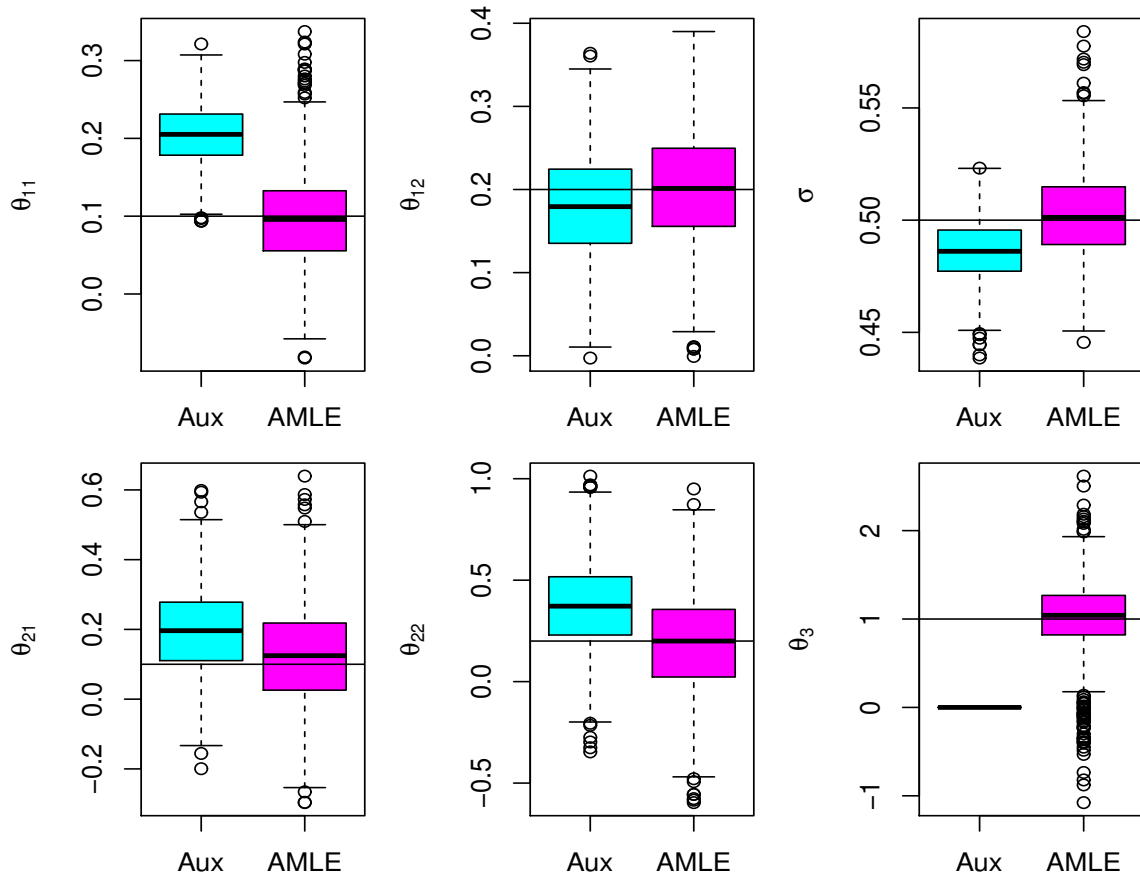


Figure 1: Each boxplot reports the auxiliary (left boxplots) and AML (right boxplots) parameter estimates for the generalized Tobit model at $T = 1,000$ across the Monte Carlo replications. The true parameter values are $\theta_{11} = 0.1$, $\theta_{12} = 0.2$, $\theta_{21} = 0.1$, $\theta_{22} = 0.2$, $\theta_3 = 1$, $\sigma = 0.5$ and are reported as horizontal lines.

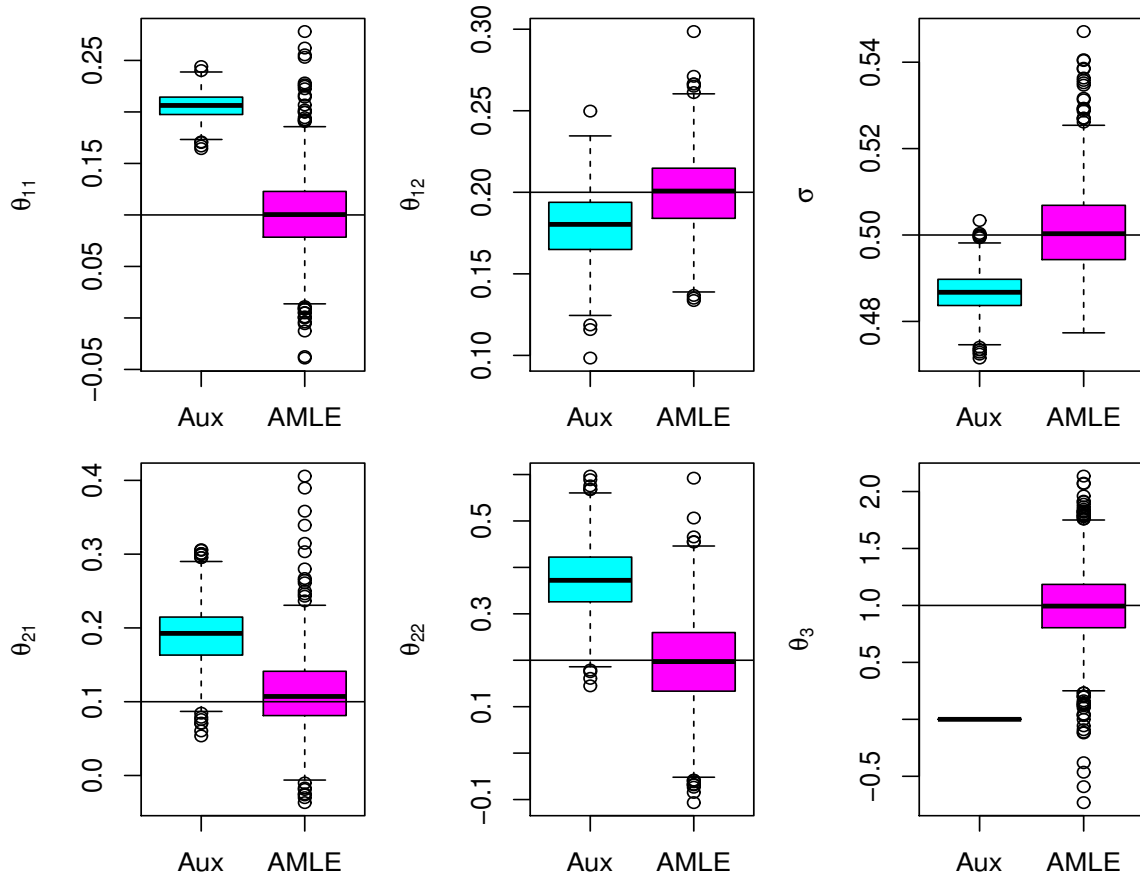


Figure 2: Each boxplot reports the auxiliary (left boxplots) and AML (right boxplots) parameter estimates for the generalized Tobit model at $T = 10,000$ across the Monte Carlo replications. The true parameter values are $\theta_{11} = 0.1$, $\theta_{12} = 0.2$, $\theta_{21} = 0.1$, $\theta_{22} = 0.2$, $\theta_3 = 1$, $\sigma = 0.5$ and are reported as horizontal lines.

		θ_{11}	θ_{12}	θ_{21}	θ_{22}	θ_3	σ
<u>$T = 1,000$</u>							
<u>Auxiliary</u>	Bias	0.1049	-0.0198	0.0946	0.1747	-	-0.0139
	MSE	0.0125	0.0046	0.0249	0.0815	-	0.0004
	COV	0.2250	0.9380	0.8930	0.8810	-	0.8390
<u>AML</u>	Bias	-0.0038	0.0010	0.0267	-0.0084	0.0218	0.0026
	MSE	0.0039	0.0048	0.0218	0.0643	0.1945	0.0004
	COV	0.9420	0.9500	0.9390	0.9480	0.9380	0.9490
<u>$T = 10,000$</u>							
<u>Auxiliary</u>	Bias	0.1062	-0.0206	0.0906	0.1740	-	-0.0133
	MSE	0.0114	0.0008	0.0099	0.0356	-	0.0002
	COV	0.0000	0.8200	0.3850	0.3400	-	0.1630
<u>AML</u>	Bias	0.0008	-0.0003	0.0125	-0.0031	-0.0123	0.0012
	MSE	0.0015	0.0005	0.0028	0.0097	0.1222	0.0001
	COV	0.9450	0.9580	0.9450	0.9400	0.9330	0.9490

Table 1: Accuracy measures for auxiliary and AML parameter estimates of the generalized Tobit model, across the sample sizes $T = 1,000$ and $T = 10,000$, and across the 1,000 Monte Carlo replications. The true parameter values are $\theta_{11} = 0.1$, $\theta_{12} = 0.2$, $\theta_{21} = 0.1$, $\theta_{22} = 0.2$, $\theta_3 = 1$, $\sigma = 0.5$.

4.2 Example 4: Markov-Switching Multifractal Model

In this sub-section, we explore the behavior of AML and, when feasible, compare AML and ML. As discussed in Section 2.2.4, the structural parameters in the MSM model are $\theta = (\zeta', \bar{k})'$, where the parameter $\zeta = (m_0, \bar{\gamma}, b, \sigma)'$ govern the behavior of the individual volatility processes, and where \bar{k} denotes the (unknown) number of volatility components. The likelihood of the MSM model, $L_T(\zeta, \bar{k})$, is given in equation (12), and can be optimized so long as small values of \bar{k} are considered. Indeed, for fixed ζ , computation of the likelihood is only feasible for values of \bar{k} that are not too large: a single evaluation of the log-likelihood for a sample of size T requires $O(2^{2\bar{k}}T)$ computations, and ML estimation becomes infeasible if the true value of \bar{k} is large.

However, under the constraint $\bar{k} = 2$, the likelihood $L_T(\zeta, \bar{k})$ requires only $O(2^4T)$ computations. This suggest the following constrained estimator for the purpose of AML:⁵

$$\hat{\beta}_T = \arg \max_{\beta \in \Theta} L_T(\zeta, \bar{k}), \text{ s.t } \bar{k} = 2. \quad (24)$$

The likelihood $L_T(\zeta, \bar{k})$ is not differentiable in \bar{k} , since $\bar{k} \in \{1, 2, \dots\}$, and so for the \bar{k} component of the AML pseudo-score we use the difference approximation $L_T(\zeta, 3) - L_T(\zeta, 2)$, which yields

$$\Delta_{\beta} L_T(\zeta, 2) = \left(\frac{\partial L_T(\zeta, 2)}{\partial \zeta'}, L_T(\zeta, 3) - L_T(\zeta, 2) \right)'. \quad (25)$$

⁵The more computationally convenient constraint $\bar{k} = 1$ can not be readily used as the parameter b vanishes from the log-likelihood function when $\bar{k} = 1$.

where we note that $\partial L_T(\zeta, 2)/\partial \zeta'$ can be reliably obtained using numerical differentiation.

To implement AML in this example, we consider H i.i.d. simulated samples, from the MSM model. From these simulated samples, the AML estimator is obtained by minimizing, in the Euclidean norm, the difference between the average simulated pseudo-score $\sum_{h=1}^H \Delta_\beta L_T^{(h)}(\theta, \hat{\beta}_T)/H$ and $\Delta_\beta L_T(\hat{\beta}_T)$.

Monte Carlo

We first consider data generated from the MSM model with $\mu = 0$ and a relatively small value of \bar{k} so that ML is computationally feasible. This allows us to compare AML and ML, and directly assess the efficiency loss of AML relative to ML. To this end, we generate 1,000 synthetic data sets from the MSM model in Section 2.2.4 with $T = 5,000$ observations, and where the parameter values are set as follows: $m_0 = 1.5$, $\bar{\gamma} = 0.2$, $b = 4$, $\sigma = 0.01$ and $\bar{k} = 4$.

Numerical implementation of AML and ML require optimization over the integer parameter space for \bar{k} , while optimization for the ζ components can proceed via standard approaches. For both approaches, optimization over the ζ components is carried out using a quasi-Newton approach, with finite-differences used to estimate the derivatives. For the \bar{k} components, the likelihood is optimized across the grid $\{1, \dots, 7\}$, while AML considers a much larger grid of values.⁶

The ability of AML to consider large values for \bar{k} is possible because the computational cost required to evaluate the AML criterion function *does not* increase with \bar{k} , and requires $O(HT)$ computations for any value of \bar{k} . In this Monte Carlo exercise, AML is implemented using $H = 100$ pseudo-samples, as the large value of H smooths the criterion function and increases the accuracy of numerical differentiation methods.⁷

Figure 3 displays the results of this Monte Carlo experiment. For each sub-figure, the left plot contains the ML estimator and the right plot contains the associated AML estimator. The true parameter values are reported as horizontal lines. AML provides estimators that are well-centred over the true value of the structural parameters with, as expected, a larger variance than the ML estimator in some cases.

Table 2 compares the bias (Bias), mean squared error (MSE) and Monte Carlo coverage (COV) of the estimators. In addition, for each replication we calculate the efficiency loss of AML with respect to ML via the average relative standard error, denoted by $SE(ML)/SE(AML)$ in Table 2. Using this measure, numbers below unity suggest that, on average, the ML estimator is more efficient than the AML estimator. The results in Table 2 suggest that the two estimators are comparable in terms of bias and MSE for m_0 , $\bar{\gamma}$ and b , with ML yielding more accurate estimators for \bar{k} and σ . Analyzing the efficiency of the two estimators, we see that, according to the $SE(ML)/SE(AML)$ measure, AML is nearly as efficient as ML for m_0 , $\bar{\gamma}$ and b , but less so for σ and \bar{k} . The later is not entirely unexpected as imposing the invalid restriction $\bar{k} = 2$ within the pseudo-score should lead to some efficiency loss (with respect to ML). However, this example also demonstrates that imposing this restriction only leads to a minor loss in accuracy for estimating m_0 , $\bar{\gamma}$ and b .

⁶Technically, we implement AML by extending the grid of values over which \bar{k} is optimized to the entire real line. This is done by considering a piecewise linear extension of the pseudo-score for the \bar{k} component, and by taking the closest integer to the resulting optimized value.

⁷An alternative to the finite-differences considered herein would be to use the simulation-based differentiation approach in Frazier et al. (2019).

		m_0	$\bar{\gamma}$	b	σ	\bar{k}
<u>ML</u>	Bias	-0.0014244	0.0134517	0.1367587	0.0000088	-0.0120000
	MSE	0.0004834	0.0121796	1.0688123	0.0000003	0.0900000
	COV	0.9380000	0.9520000	0.9560000	0.9490000	0.9130000
<u>AML</u>	Bias	-0.0036913	0.0280103	0.0653309	0.0002228	-0.0878051
	MSE	0.0005691	0.0142423	0.9924541	0.0000009	0.1727888
	COV	0.9510000	0.9430000	0.9440000	0.9310000	0.9150000
SE(ML)/SE(AML)		0.9309007	0.9442337	1.0308558	0.5860551	0.7377811

Table 2: Accuracy measures for ML and AML parameter estimates of the MSM for $T = 5,000$, and across the 1,000 Monte Carlo replications. The true parameter values are $m_0 = 1.5$, $\bar{\gamma} = 0.4$, $b = 5$, $\sigma = 0.01$ and $\bar{k} = 4$. In ML estimation, \bar{k} only takes values in $\{1, \dots, 7\}$.

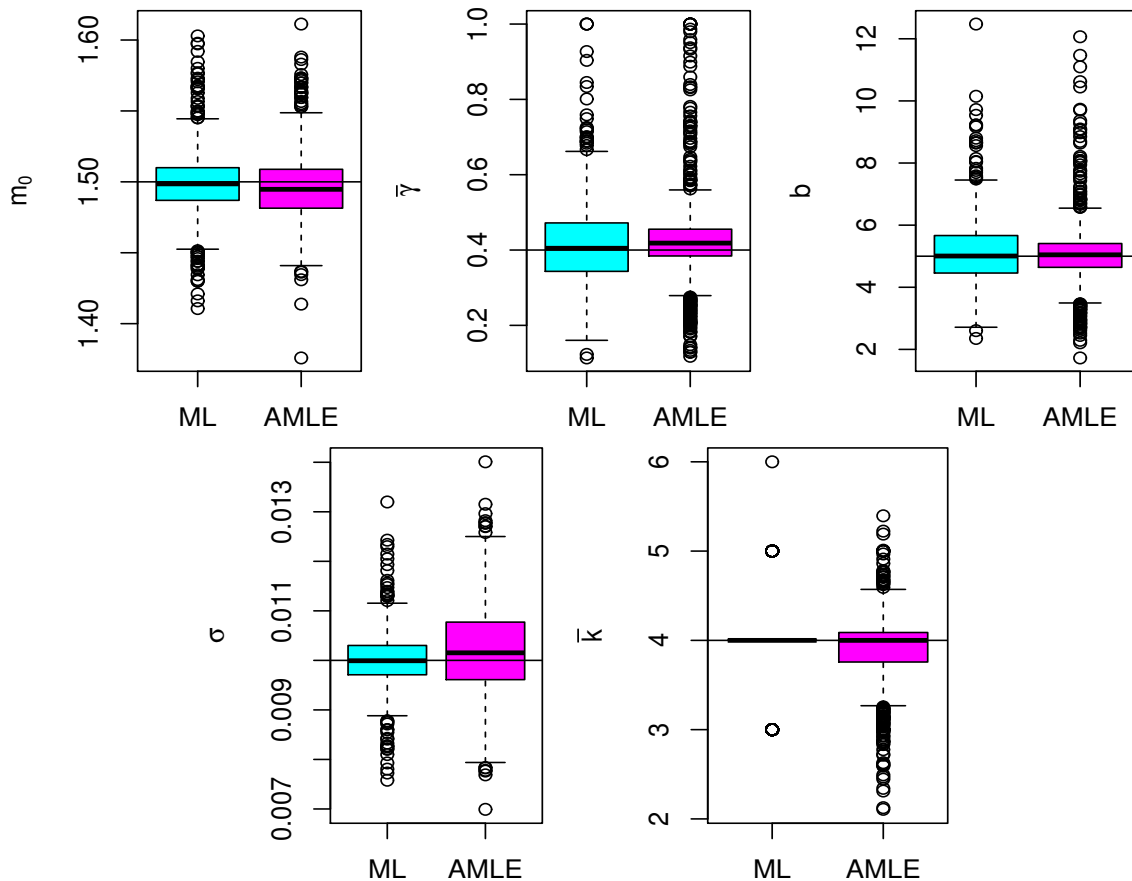


Figure 3: Each boxplot reports the ML (left boxplots) and AML (right boxplots) parameter estimates for the MSM model with sample size $T = 5,000$ across the Monte Carlo replications. The true parameter values are $m_0 = 1.5$, $\bar{\gamma} = 0.4$, $b = 5$, $\sigma = 0.01$ and $\bar{k} = 4$ and are reported as horizontal lines.

While ML has an edge in terms of accuracy, due to computational cost, ML is infeasible if the true value of \bar{k} is large. To illustrate this point, we compare the time, in \log_{10} seconds, required

to evaluate the log-likelihood function and the AML criterion function for various values of \bar{k} and for a sample size of $T = 5,000$. Programs were implemented in C and computation was performed on an Intel(R) Xeon(R) CPU E7-4830 v3 @ 2.10GHz. For each $\bar{k} = 6, 7, \dots, 21$, we evaluate twenty Monte Carlo replications and report the mean computation time for the AML criterion function based on $H = 100$ simulated samples. We repeat the same exercises for the log-likelihood function and for $\bar{k} = 6, 7, \dots, 14$, with linear extrapolation used for values of $\bar{k} \geq 15$. Figure 4 compares the mean computation times. For \bar{k} small, evaluation of the likelihood is faster than the AML criterion, given the large number of simulated paths used in the AML criterion. However, when \bar{k} becomes even moderately large, AML is clearly superior in terms of computational cost. For values of $\bar{k} > 9$, AML is particularly attractive in terms of computation time. At a value of $\bar{k} = 21$, a single evaluation of the log-likelihood would require 5459.2 days (approximately 15 years), whereas an evaluation of the AML criterion only requires 1.45 seconds.

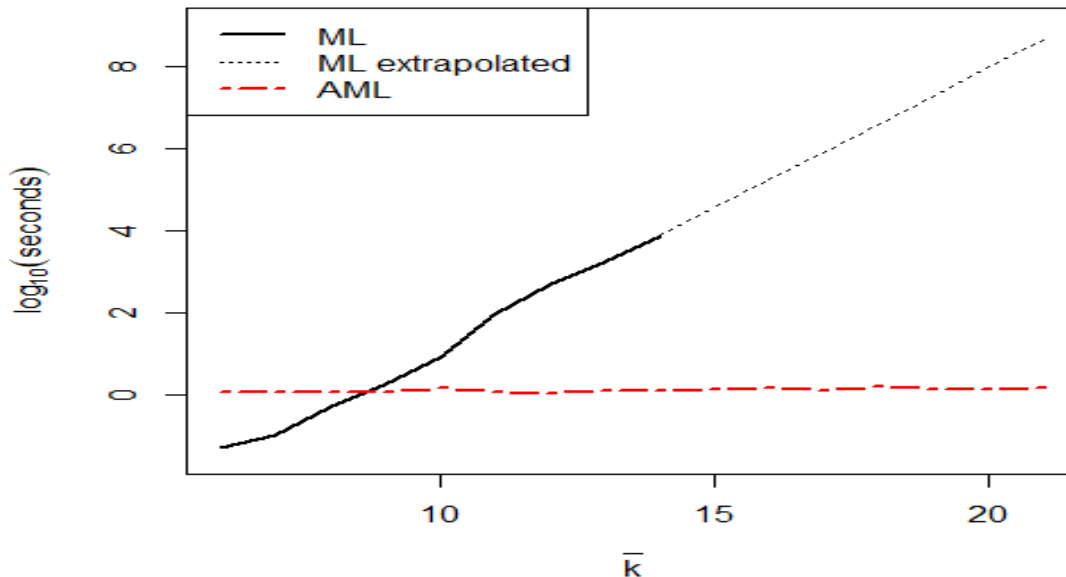


Figure 4: Computation times, in \log_{10} seconds, of the likelihood function (continuous line) and AML criterion function (dash-dotted line) using $H = 100$. The averages presented are taken over twenty data sets simulated from the MSM model with $T = 5,000$, $m_0 = 1.5$, $\bar{\gamma} = 0.2$, $b = 4$, $\sigma = 0.01$ and $\bar{k} = 6, 7, \dots, 21$. Small dotted line indicates extrapolated computation time for ML estimation for $\bar{k} \geq 15$.

We now assess the performance of AML for a large value of \bar{k} . We choose $\bar{k} = 18$ and other parameter values that resulted from the empirical example conducted later (see Table 4 in the following subsection). Figure 5 displays the estimation results over 1,000 Monte Carlo replications from the DGP associated with $T = 23,202$ (as in the empirical dataset in the following subsection), and where the parameter values are $m_0 = 1.2708$, $\bar{\gamma} = 0.1215$, $b = 1.5663$, $\sigma = 0.0149$ and $\bar{k} = 18$. For each sample, we calculate the constrained estimator and

AML estimator using $H = 100$ pseudo-samples. For each sub-figure, the left plot contains the constrained auxiliary estimates and the right plot contains the associated AML estimator. The true parameter values are reported with horizontal lines. While the restricted model is easy to estimate, it provides estimators that are significantly biased for all parameters except σ . AML corrects the resulting bias for all structural parameters and delivers estimators that are, on average, centred over the true values. Analyzing the other accuracy measures given in Table 3, we see that AML generally yields estimators with low bias and Monte Carlo coverage close to the nominal level.

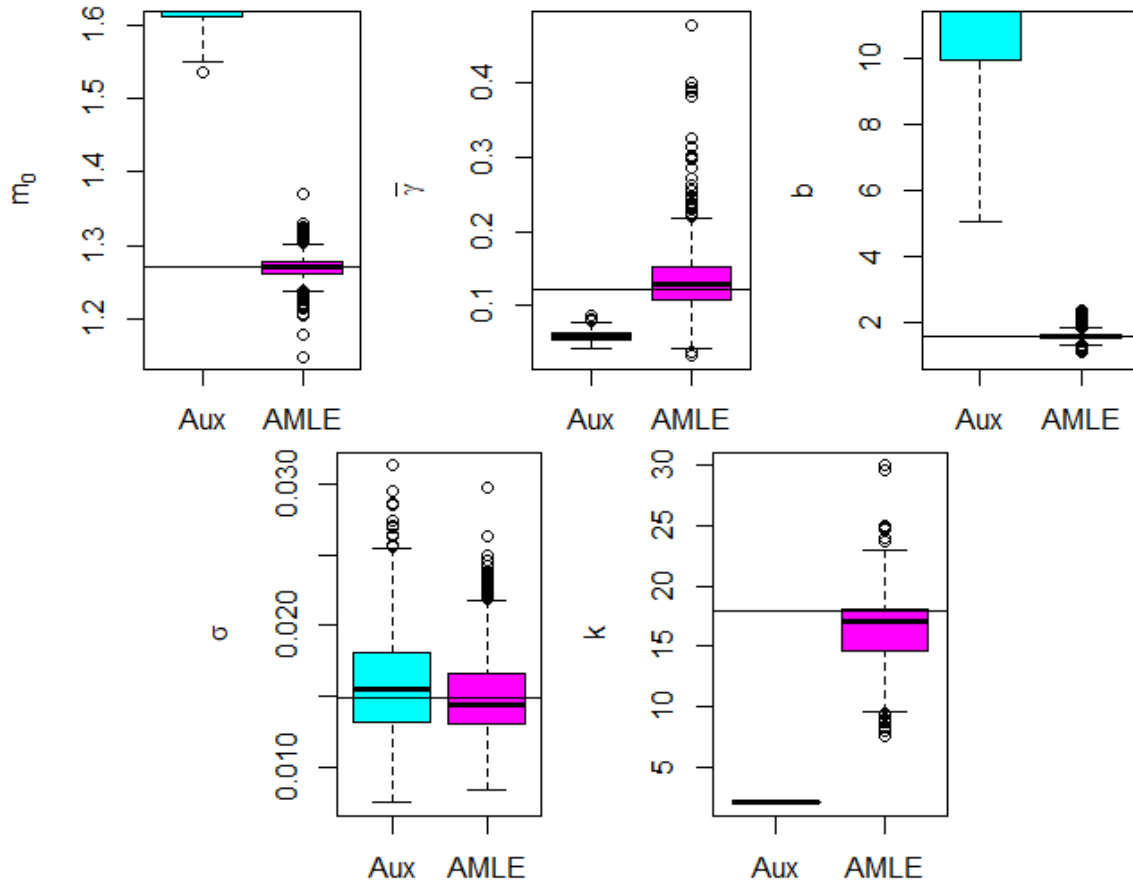


Figure 5: Each boxplot reports the auxiliary (left boxplots) and AML (right boxplots) parameter estimates for the MSM model with sample size $T = 23,202$ across the Monte Carlo replications. The true parameter values are $m_0 = 1.2708$, $\bar{y} = 0.1215$, $b = 1.5663$, $\sigma = 0.0149$ and $\bar{k} = 18$ and reported with horizontal lines.

		m_0	$\bar{\gamma}$	b	σ	\bar{k}
<u>Auxiliary</u>	Bias	0.363348	-0.061777	12.002244	0.000943	-
	MSE	0.133257	0.003867	174.209123	0.000014	-
	COV	0.000000	0.000000	0.480000	0.939000	-
<u>AML</u>	Bias	-0.001502	0.012439	0.025719	0.000033	-1.558178
	MSE	0.000303	0.002176	0.022416	0.000009	11.391885
	COV	0.936000	0.955000	0.937000	0.945000	0.897000

Table 3: Accuracy measures for auxiliary and AML estimator parameter estimates of the MSM model with $T = 23, 202$, and across the 1,000 Monte Carlo replications. True parameter values are $m_0 = 1.2708$, $\bar{\gamma} = 0.1215$, $b = 1.5663$, $\sigma = 0.0149$ and $\bar{k} = 18$.

Application: S&P500 Returns

We now estimate the Binomial MSM model (with $\mu = 0$) on demeaned daily S&P500 (simple) returns between January 3, 1928 and May 15, 2020⁸. The sample size is $T = 23, 202$. The data are plotted in Figure 6. Using this data, Table 4 compares the AML estimators with those obtained from maximum likelihood for fixed values of \bar{k} ranging from $\bar{k} = 1$ up to $\bar{k} = 10$. The estimated value of \bar{k} obtained by AML is far larger than the feasible value associated with ML. Moreover, except for m_0 , the remaining estimated parameters are also significantly different, with the estimated values of $\bar{\gamma}$ and b being markedly different across the two approaches. The standard errors for ML are calculated using the asymptotic formula, while those for AML are calculated using a parametric bootstrap based and 1,000 simulated data sets from the assumed DGP.

In order to compare the goodness-of-fit of the eleven models enumerated in Table 4, for each model we provide one-day-ahead forecasts at each in-sample date $t = 1, \dots, T$ using a particle filter of size $N = 10^6$. For a given model, at each date t , the particle filter provides N simulated values from the approximate distribution of $r_t | \{r_1, \dots, r_{t-1}\}$:

$$r_t^{(1)}, \dots, r_t^{(N)}.$$

At each date $t = 1, \dots, T$, we calculate the $\alpha = 1\%$ and $\alpha = 5\%$ value-at-risk forecasts defined by

$$\text{VaR}_{\alpha,t} = -q_{\alpha}(r_t^{(1)}, \dots, r_t^{(N)}),$$

where $q_{\alpha}(\cdot)$ indicates the α -th sample quantile, and report the failure rate of $\text{VaR}_{\alpha,t}$:

$$p_{\alpha} = \frac{1}{T} \sum_{t=1}^T 1_{r_t < (-\text{VaR}_{\alpha,t})}.$$

The closer p_{α} is to α , the better the forecasts. The left panel of Table 6 reports p_{α} for $\alpha = 0.01$ and $\alpha = 0.05$ for each model specification along with asymptotic standard errors in parentheses. AML provides the only model specification for which both failure rates are not significantly

⁸Downloaded from finance.yahoo.com on May 15, 2020.

different from their nominal levels. In addition, we also assess the accuracy of the $\alpha = 5\%$ expected shortfall forecasts:

$$ES_{\alpha,t} = \frac{\sum_{i=1}^N r_t^{(i)} \mathbf{1}_{r_t^{(i)} < (-\text{VaR}_{\alpha}^t)}}{\sum_{i=1}^N \mathbf{1}_{r_t^{(i)} < (-\text{VaR}_{\alpha}^t)}}.$$

To this end, we collect the empirical returns satisfying $r_t | r_t < -\text{Var}_{0.05,t}^{(\bar{k}=10)}$, under the model with $\bar{k} = 10$, and for each value of \bar{k} in Table 4, we regress these returns on $ES_{\alpha,t}$, calculated under the corresponding value of \bar{k} in Table 4. Regression intercepts, slopes, R^2 values and p -values of the Wald test associated with the joint hypothesis (intercept, slope)' = (0, 1) are reported in the right panel of Table 6. The $\bar{k} = 18$ specification provides the best expected shortfall forecasts, as measured by the magnitude of the corresponding p -values.

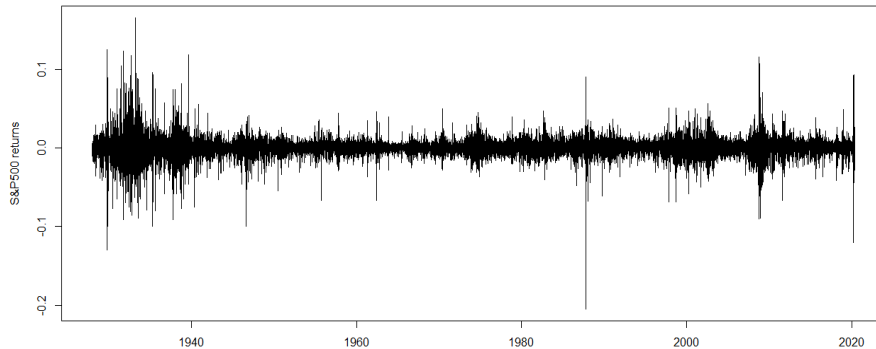


Figure 6: Daily S&P500 returns between January 3, 1928 and May 15, 2020.

	\bar{k}	m_0	$\bar{\gamma}$	b	σ	Log-like.
<u>ML</u>	1	1.8168 (0.0040)	0.0269 (0.0062)	-	0.0164 (0.0002)	75476.07
	2	1.6654 (0.0040)	0.0593 (0.0062)	14.6239 (1.1063)	0.0157 (0.0002)	76409.45
	3	1.5890 (0.0040)	0.0922 (0.0062)	9.0988 (1.1063)	0.0161 (0.0002)	76779.51
	4	1.5199 (0.0052)	0.1149 (0.0861)	5.3760 (0.3414)	0.0151 (0.0003)	76874.11
	5	1.4745 (0.0052)	0.1461 (0.0861)	4.6768 (0.3414)	0.0161 (0.0003)	76940.79
	6	1.4517 (0.0052)	0.9441 (0.0861)	6.5357 (0.3414)	0.0152 (0.0003)	76978.39
	7	1.4291 (0.0055)	0.9999 (0.0929)	5.5954 (0.2772)	0.0132 (0.0002)	76994.82
	8	1.3882 (0.0060)	1.0000 (0.1093)	3.9099 (0.1854)	0.0128 (0.0003)	77001.80
	9	1.3568 (0.0062)	1.0000 (0.1224)	3.1657 (0.1427)	0.0137 (0.0005)	77006.94
	10	1.3383 (0.0067)	1.0000 (0.1305)	2.8090 (0.1328)	0.0130 (0.0006)	77009.94
<u>AML</u>	18 (2.9955)	1.2708 (0.0173)	0.1215 (0.0450)	1.5663 (0.1476)	0.0149 (0.0030)	-

Table 4: The table reports the ML estimator (ML) and AML estimator (AML) of the demeaned empirical S&P500 returns (left panel). Asymptotic standard errors for the ML estimator are reported in parentheses below each value. The AML standard errors are obtained using a parametric bootstrap based on 1,000 simulated samples (of length $T = 23,202$) generated from the MSM model at the AML point estimates.

Table 5: Goodness-of-fit comparisons of AML and ML with various \bar{k} .

	\bar{k}	VaR failure rates		ES _{0.05} regressions			
		$p_{0.05}$	$p_{0.01}$	Intercept	Slope	R^2	Wald
<u>ML</u>	1	0.0427 (0.0013)	0.0081 (0.0006)	0.0007 (0.0008)	0.9112 (0.0277)	0.4771	$3 \cdot 10^{-19}$
	2	0.0463 (0.0014)	0.0082 (0.0006)	0.0024 (0.0007)	1.0322 (0.0244)	0.6015	$5 \cdot 10^{-7}$
	3	0.0463 (0.0014)	0.0082 (0.0006)	0.0009 (0.0006)	0.9947 (0.0220)	0.6331	0.0013
	4	0.0486 (0.0014)	0.0082 (0.0006)	0.0005 (0.0006)	0.9975 (0.0216)	0.6420	0.1256
	5	0.0479 (0.0014)	0.0085 (0.0006)	-0.0003 (0.0006)	0.9622 (0.0209)	0.6420	0.0151
	6	0.0461 (0.0014)	0.0075 (0.0006)	0.0004 (0.0006)	0.9666 (0.0222)	0.6149	$7 \cdot 10^{-5}$
	7	0.0477 (0.0014)	0.0078 (0.0006)	0.0006 (0.0006)	0.9873 (0.0228)	0.6127	0.0115
	8	0.0489 (0.0014)	0.0080 (0.0006)	0.0008 (0.0006)	1.0071 (0.0228)	0.6215	0.0741
	9	0.0486 (0.0014)	0.0081 (0.0006)	0.0005 (0.0006)	0.9944 (0.0224)	0.6236	0.0725
	10	0.0488 (0.0014)	0.0082 (0.0006)	0.0006 (0.0006)	1.0054 (0.0225)	0.6271	0.1981
<u>AML</u>	18	0.0522 (0.0015)	0.0106 (0.0007)	-0.0005 (0.0006)	1.0010 (0.0217)	0.6412	0.2022

Table 6: The table reports accuracies of the 1% and 5% value-at-risk (left panel) and 5% expected shortfall forecasts (right panel) using a particle filter with 10^6 particles. In the left panel, failure rates of the 1% and 5% value-at-risk are reported with asymptotic standard errors in parentheses. In the right panel, for each \bar{k} , the empirical returns satisfying $\{r_t | r_t < -\text{VaR}_{0.05,t}^{(\bar{k}=10)}\}$ are regressed on $\{\text{ES}_{0.05,t}^{\bar{k}} | r_t < -\text{VaR}_{0.05,t}^{(\bar{k})}\}$, where $\text{VaR}_{0.05,t}^{(\bar{k})}$ corresponds to the 5% value-at-risk at date t forecasted with \bar{k} and $\text{ES}_{0.05,t}^{(\bar{k})}$ corresponds to the 5% expected shortfall at date t forecasted with \bar{k} . For each regression, the intercepts and slopes are reported with standard errors in parentheses along with the R^2 values and the p-values of the Wald test $H_0 : (\text{intercept}, \text{slope}) = (0, 1)$.

5 Conclusion

In this paper, we provide an alternative to indirect inference (hereafter, I-I) estimation that simultaneously allows us to circumvent the intractability of maximum likelihood estimation (as with standard I-I), but which, in contrast to naive I-I, respects the goal of obtaining asymptotically efficient inference in the context of a fully parametric model. Although close in spirit to I-I, the approximate maximum likelihood (hereafter, AML) method developed in this paper does *not* belong to the realm of I-I for two reasons: First, the asymptotic distribution of the AML estimator only depends on the probability limit of the estimated auxiliary parameters and not on its asymptotic distribution. Second, while the AML estimator is obtained by matching two sample moments, one computed on observed data, and one computed on simulated data, both sample moments depend on the observed data through the value of the preliminary estimator

of the auxiliary parameters. Interestingly, the sampling uncertainty carried by this preliminary estimator has no impact on the asymptotic distribution of the AML estimator because it is erased through the matching procedure.

The message of our paper is threefold. First, we demonstrate that the idea of matching proxies of the score for the structural model seems productive to reach near efficiency for inference on the structural parameters. We show theoretically that, at least for exponential models or transformation of them, the efficiency loss should be manageable since it is mainly due to the effect of a misspecification bias created by our simplification of the structural model.

Second, there are many non-linear time series models, which are popular in financial econometrics and dynamic/nonlinear microeconometrics, where a natural simplification of the structural model yields a convenient proxy for the score of the structural model. Since the misspecification bias created by this simplification is only due to imposing some possible false equality constraints, or to numerical approximations for certain elements of the gradient vector, one may reasonably hope that the resulting efficiency loss is minimal. While our general results (and theoretical examples) suggest that this finding is valid in many examples, including dynamic discrete choice and stochastic volatility models, we provide numerical evidence in three specific examples: generalized Tobit, Markov-switching multifractal models and stable distributions. The numerical results largely confirm our intuitions. Our method can alleviate the computational cost of maximum likelihood associated with complex models, at the cost of a limited loss in efficiency. Moreover, we confirm that even in finite-samples, the Wald confidence intervals associated to AML estimators display excellent coverage, since, thanks to matching the misspecification bias, the preliminary estimators have no impact on the central tendency of the AML estimator.

A third and even more general message is that the matching principle put forward by I-I estimation can be extended to situations where the two empirical moments to match, one based on observed data, one based on simulated data may both depend on the observed data through a convenient summary of them. While we have used this idea to aim for (nearly) efficient inference, Gospodinov, et al., (2017) employ a similar approach to hedge against misspecification bias due to the use of a misspecified simulator. Even though they have not derived the asymptotic distribution theory in their case, the two methods are essentially similar and could be nested within a general asymptotic theory where both the moments to match and the simulator depend on observed data.

References

- [1] Amemiya, Takeshi. *Advanced econometrics*. Harvard university press, 1985.
- [2] Bansal, Ravi, and Amir Yaron. "Risks for the long run: A potential resolution of asset pricing puzzles." *The Journal of Finance* 59, no. 4 (2004): 1481-1509.
- [3] Behrens, S. and Melissinos, A.C., Univ. of Rochester Preprint UR-776 (1981).
- [4] Calvet, Laurent E., and Veronika Czellar. "Through the looking glass: Indirect inference via simple equilibria." *Journal of Econometrics* 185, no. 2 (2015): 343-358.
- [5] Calvet, Laurent, and Adlai Fisher. "Forecasting multifractal volatility." *Journal of Econometrics* 105, no. 1 (2001): 27-58.

- [6] Calvet, Laurent E., and Adlai J. Fisher. "How to forecast long-run volatility: Regime switching and the estimation of multifractal processes." *Journal of Financial Econometrics* 2, no. 1 (2004): 49-83.
- [7] Calvet, Laurent E., and Adlai Fisher. *Multifractal volatility: theory, forecasting, and pricing*. Academic Press (2008).
- [8] Calzolari, Giorgio, Gabriele Fiorentini, and Enrique Sentana. "Constrained indirect estimation." *The Review of Economic Studies* 71, no. 4 (2004): 945-973.
- [9] Chambers, John M., Colin L. Mallows, and B. W. Stuck. "A method for simulating stable random variables." *Journal of the american statistical association* 71, no. 354 (1976): 340-344.
- [10] Chen, Fei, Francis X. Diebold, and Frank Schorfheide. "A Markov-switching multifractal inter-trade duration model, with application to US equities." *Journal of Econometrics* 177, no. 2 (2013): 320-342.
- [11] Dridi, Ramdan, Alain Guay, and Eric Renault. "Indirect inference and calibration of dynamic stochastic general equilibrium models." *Journal of Econometrics* 136, no. 2 (2007): 397-430.
- [12] Dudley, Leonard, and Claude Montmarquette. "A model of the supply of bilateral foreign aid." *The American Economic Review* 66, no. 1 (1976): 132-142.
- [13] Franses, Philip Hans, Marco Van Der Leij, and Richard Paap. "A simple test for GARCH against a stochastic volatility model." *Journal of Financial Econometrics* 6, no. 3 (2008): 291-306.
- [14] Frazier, David T., and Eric Renault. "Indirect inference with(out) constraints." *Quantitative Economics*, 11 (2020): 113-159.
- [15] Frazier, David T., Tatsushi Oka, and Dan Zhu. "Indirect inference with a non-smooth criterion function." *Journal of Econometrics* 212, no. 2 (2019): 623-645.
- [16] Gallant, A. Ronald. and George Tauchen. "Which moments to match." *Econometric Theory* 12, (1996): 657-681.
- [17] Gospodinov, Nikolay, Ivana Komunjer, and Serena Ng. "Simulated minimum distance estimation of dynamic models with errors-in-variables." *Journal of econometrics* 200, no. 2 (2017): 181-193.
- [18] Gouriéroux, Christian, Alain Monfort, and Alain Trognon. "Pseudo maximum likelihood methods: Theory." *Econometrica: Journal of the Econometric Society* (1984): 681-700.
- [19] Gouriéroux, Christian, Alain Monfort, and Alain Trognon. "A general approach to serial correlation." *Econometric Theory* 1, no. 3 (1985): 315-340.
- [20] Gouriéroux, Christian and Alain Monfort. *Simulation-based Econometric Methods*, OUP, (1996).

- [21] Gouriéroux, Christian, Alain Monfort and Eric Renault. “Indirect inference.” *Journal of Applied Econometrics* 85, (1993): S85–S118.
- [22] Gouriéroux, Christian, Alain Monfort, Eric Renault, and Alain Trognon. “Generalised residuals.” *Journal of Econometrics* 34, no. 1 (1987): 5-32.
- [23] Hansen, Lars Peter. “Large sample properties of generalized method of moments estimators.” *Econometrica: Journal of the Econometric Society* (1982): 1029-1054.
- [24] Koutrouvelis, Ioannis A. ”An iterative procedure for the estimation of the parameters of stable laws: An iterative procedure for the estimation.” *Communications in Statistics-Simulation and Computation* 10, no. 1 (1981): 17-28.
- [25] Louis, Thomas A. “Finding the observed information matrix when using the EM algorithm.” *Journal of the Royal Statistical Society: Series B (Methodological)* 44, no. 2 (1982): 226-233.
- [26] McCulloch, J. Huston. “Simple consistent estimators of stable distribution parameters.” *Communications in Statistics-Simulation and Computation* 15, no. 4 (1986): 1109-1136.
- [27] Meddahi, Nour, and Eric Renault. “Temporal aggregation of volatility models.” *Journal of Econometrics* 119, no. 2 (2004): 355-379.
- [28] Pinkse, Joris, and Margaret E. Slade. “Contracting in space: An application of spatial statistics to discrete-choice models.” *Journal of Econometrics* 85, no. 1 (1998): 125-154.
- [29] Poirier, Dale J., and Paul A. Ruud. “Probit with dependent observations.” *The Review of Economic Studies* 55, no. 4 (1988): 593-614.
- [30] Robinson, Peter M. “On the asymptotic properties of estimators of models containing limited dependent variables.” *Econometrica*, (1982): 27-41.
- [31] Smith, Anthony A. “Estimating nonlinear time series models using simulated vector autoregressions.” *Journal of Applied Econometrics* 8, no. S1 (1993): S63-S84.
- [32] van der Vaart, Aad W. *Asymptotic statistics*. Vol. 3. Cambridge university press, 1998.

A Proofs of Main Results

A.1 Proof of Proposition 1

With standard abuse of notation, a Taylor expansion gives:

$$\begin{aligned} \sqrt{T}\Delta_{\beta}L_T(\hat{\beta}_T) &= \sqrt{T}\Delta_{\beta}L_T(\beta^0) - K^0[\tilde{\beta}_T]\sqrt{T}[\hat{\beta}_T - \beta^0] \\ \frac{\sqrt{T}}{H}\sum_{h=1}^H\Delta_{\beta}L_T^{(h)}(\theta, \hat{\beta}_T) &= \frac{1}{H}\sum_{h=1}^H\sqrt{T}\Delta_{\beta}L_T^{(h)}(\theta, \beta^0) - \left\{\frac{1}{H}\sum_{h=1}^HK^0(\tilde{\beta}_T^{(h)}(\theta))\right\}\sqrt{T}[\hat{\beta}_T - \beta^0] \end{aligned}$$

where $\tilde{\beta}_T$ and $\tilde{\beta}_T^{(h)}(\theta)$, $h = 1, \dots, H$ are all in the interval $[\beta^0, \hat{\beta}_T]$. Hence:

$$\sqrt{T}\Delta_\beta L_T(\beta^0) - \frac{1}{H} \sum_{h=1}^H \sqrt{T}\Delta_\beta L_T^{(h)}(\theta, \beta^0) = \left\{ K^0[\tilde{\beta}_T] - \frac{1}{H} \sum_{h=1}^H K^0(\tilde{\beta}_T^{(h)}(\theta)) \right\} \sqrt{T}[\hat{\beta}_T - \beta^0]$$

with, thanks to assumptions A1 and A2, and the fact that $\sqrt{T}[\hat{\beta}_T - \beta^0] = O_P(1)$ implies that our AML estimator is such that:

$$\sqrt{T}\Delta_\beta L_T(\beta^0) - \frac{1}{H} \sum_{h=1}^H \sqrt{T}\Delta_\beta L_T^{(h)}(\hat{\theta}_T, \beta^0) = o_P(1)$$

Under assumption A3, an additional Taylor expansion gives

$$\sqrt{T}\Delta_\beta L_T(\beta^0) - \frac{1}{H} \sum_{h=1}^H \sqrt{T}\Delta_\beta L_T^{(h)}(\theta^0, \beta^0) + o_P(1) = - \left(\frac{1}{H} \sum_{h=1}^H J^0(\tilde{\theta}_T^{(h)}, \beta^0) \right) \sqrt{T}(\hat{\theta}_T - \theta^0)$$

where $\tilde{\theta}_T^{(h)}$, $h = 1, \dots, H$ are all in the interval $[\theta^0, \hat{\theta}_T]$. Hence:

$$\sqrt{T}(\hat{\theta}_T - \theta^0) = [J^0(\theta^0, \beta^0)]^{-1} \left\{ \sqrt{T}\Delta_\beta L_T(\beta^0) - \frac{1}{H} \sum_{h=1}^H \sqrt{T}\Delta_\beta L_T^{(h)}(\theta^0, \beta^0) \right\} + o_P(1)$$

We know from Gourieroux, Monfort and Renault (1993) (see their proposition 3 and its proof) that:

$$\left\{ \sqrt{T}\Delta_\beta L_T(\beta^0) - \frac{1}{H} \sum_{h=1}^H \sqrt{T}\Delta_\beta L_T^{(h)}(\theta^0, \beta^0) \right\} \rightarrow_d \aleph \left(0, \left(1 + \frac{1}{H} \right) I^0(\theta^0, \beta^0) \right)$$

which completes the proof of Proposition 1. □

A.2 Proof of Proposition 5

By virtue of **Proposition 4**, we only need to prove that the asymptotic variance $\Omega_{(H)}$ of the UAML estimator $\check{\theta}_{T,H}(\theta^0)$ coincides with the Cramer-Rao efficiency bound when $H \rightarrow \infty$. When $H \rightarrow \infty$, this estimator, denoted $\check{\theta}_T$, can be seen as the solution in θ of the system of equations:

$$\Delta_\beta L_T(\theta^0) = E_\theta[\Delta_\beta L_T(\theta) \mid \{x_t\}_{t=1}^T].$$

If we define

$$m_T(\beta, \theta) = \Delta_\beta L_T(\beta) - E_\theta[\Delta_\beta L_T(\beta) \mid \{x_t\}_{t=1}^T],$$

we have, by definition,

$$\begin{aligned} 0 &= \sqrt{T}m_T(\theta^0, \check{\theta}_T) \\ &= \sqrt{T}m_T(\theta^0, \theta^0) + \frac{\partial m_T(\theta^0, \theta^0)}{\partial \theta'} \sqrt{T}(\check{\theta}_T - \theta^0) + o_P(1). \end{aligned}$$

Recall the definition of $\Delta_\beta L_T(\theta^0)$,

$$\begin{aligned}\Delta_\beta L_T(\theta^0) &= \frac{1}{T} \sum_{t=1}^T \frac{\partial \log(l\{y_t | \{y_\tau\}_{\tau=1}^{t-1}, x_t, z_0, \theta^0\})}{\partial \theta} \\ &= \frac{1}{T} \sum_{t=1}^T S\{y_t | \{y_\tau\}_{\tau=1}^{t-1}, x_t, z_0, \theta^0\},\end{aligned}\tag{26}$$

and note that, by virtue of (26),

$$\sqrt{T}m_T(\theta^0, \theta^0) = \sqrt{T}\Delta_\beta L_T(\theta^0) = \frac{1}{\sqrt{T}} \sum_{t=1}^T \frac{\partial \log(l\{y_t | \{y_\tau\}_{\tau=1}^{t-1}, x_t, z_0, \theta^0\})}{\partial \theta}$$

converges in distribution to a $\aleph(0, I^0)$ random variable, where $I^0 = I^0(\theta^0, \theta^0)$ is the Fisher information matrix.

Moreover,

$$\text{plim}_{T \rightarrow \infty} \frac{\partial m_T(\theta^0, \theta^0)}{\partial \theta'} = \text{plim}_{T \rightarrow \infty} \frac{1}{T} \sum_{t=1}^T \frac{\partial}{\partial \theta'} E_\theta \left\{ \frac{\partial \log(l\{y_t | \{y_\tau\}_{\tau=1}^{t-1}, x_t, z_0, \theta^0\})}{\partial \theta} \right\}_{\theta=\theta^0},$$

and we have

$$\begin{aligned}& \frac{\partial}{\partial \theta'} E_\theta \left\{ \frac{\partial \log(l\{y_t | \{y_\tau\}_{\tau=1}^{t-1}, x_t, z_0, \theta^0\})}{\partial \theta} \right\} \\ &= \frac{\partial}{\partial \theta'} \int \frac{\partial \log(l\{y_t | \{y_\tau\}_{\tau=1}^{t-1}, x_t, z_0, \theta^0\})}{\partial \theta} l\{y_t | \{y_\tau\}_{\tau=1}^{t-1}, x_t, z_0, \theta\} d\nu(y_t | \{y_\tau\}_{\tau=1}^{t-1}, x_t),\end{aligned}$$

where ν denotes some dominating measure. Thus,

$$\begin{aligned}& \frac{\partial}{\partial \theta'} E_\theta \left\{ \frac{\partial \log(l\{y_t | \{y_\tau\}_{\tau=1}^{t-1}, x_t, z_0, \theta^0\})}{\partial \theta} \right\} \\ &= \int S\{y_t | \{y_\tau\}_{\tau=1}^{t-1}, x_t, z_0, \theta^0\} S\{y_t | \{y_\tau\}_{\tau=1}^{t-1}, x_t, z_0, \theta\}' l\{y_t | \{y_\tau\}_{\tau=1}^{t-1}, x_t, z_0, \theta\} d\nu(y_t | \{y_\tau\}_{\tau=1}^{t-1}, x_t).\end{aligned}$$

Therefore,

$$\text{plim}_{T \rightarrow \infty} \frac{\partial m_T(\theta^0, \theta^0)}{\partial \theta'} = E[S\{y_t | \{y_\tau\}_{\tau=1}^{t-1}, x_t, z_0, \theta^0\} S'\{y_t | \{y_\tau\}_{\tau=1}^{t-1}, x_t, z_0, \theta^0\} | \{x_\tau\}_{\tau=1}^t]$$

is the Fisher information matrix I^0 . Consequently,

$$\sqrt{T}(\check{\theta}_T - \theta^0) = -(I^0)^{-1} \sqrt{T}m_T(\theta^0, \theta^0) + o_P(1) \rightarrow_d \aleph(0, (I^0)^{-1}).$$

B GARCH-like Stochastic Volatility Models: Pseudo-Score

In this section, we give the necessary details required to obtain **Result 1** in Section 2.3.

To this end, we first compute the latent score, and then use this to interpret the score in terms of generalized residuals, it is worth computing the latent score. We first decompose the latent log-likelihood as follows:

$$\begin{aligned}
L_T^*(\zeta, 0) &= L_{1,T}^*(\mu, \omega, \alpha) + L_{2,T}^*(\varpi), \\
L_{1,T}^*(\mu, \omega, \alpha) &= \frac{1}{T} \sum_{t=1}^T \left\{ -\frac{1}{2} [\log(2\pi) + \log([\omega + \alpha\varepsilon_t^2 + \eta_t])] \right\} - \frac{1}{2T} \sum_{t=1}^T \frac{(r_{t+1} - \mu)^2}{\omega + \alpha\varepsilon_t^2 + \eta_t}, \\
L_{2,T}^*(\varpi) &= -\log(\varpi) + \frac{1}{T} \sum_{t=1}^T \log f_\chi\left(\frac{\eta_t}{\varpi}\right).
\end{aligned}$$

Computations very similar to the case of Gaussian QMLE of ARCH models give:

$$\begin{aligned}
\frac{\partial L_T^*(\zeta, 0)}{\partial \mu} &= \frac{1}{T} \sum_{t=1}^T \frac{r_{t+1} - \mu}{\sigma_t^2}, \\
\frac{\partial L_T^*(\zeta, 0)}{\partial \omega} &= \frac{1}{2T} \sum_{t=1}^T \frac{1}{\sigma_t^2} - \frac{1}{2T} \sum_{t=1}^T \frac{(r_{t+1} - \mu)^2}{\sigma_t^4}, \\
\frac{\partial L_T^*(\zeta, 0)}{\partial \alpha} &= \frac{1}{2T} \sum_{t=1}^T \frac{\varepsilon_t^2}{\sigma_t^2} - \frac{1}{2T} \sum_{t=1}^T \frac{(r_{t+1} - \mu)^2}{\sigma_t^4} \varepsilon_t^2,
\end{aligned}$$

while

$$\frac{\partial L_T^*(\zeta, 0)}{\partial \varpi} = -\frac{1}{\varpi} - \frac{1}{T\varpi^2} \sum_{t=1}^T \frac{f'_\chi\left(\frac{\eta_t}{\varpi}\right)}{f_\chi\left(\frac{\eta_t}{\varpi}\right)} \eta_t,$$

where f'_χ is the derivative of the probability density function f_χ . Note that for sake of non-negativity of variance, we expect the probability distribution of χ_t to have a lower bounded support, like for instance a demeaned log-normal distribution. However, it is a reasonable hypothesis to see χ_t as a Gaussian variable if we consider that the correction term is small enough such that a Gaussian approximation is accurate enough. We would then get a proxy of the latent score by:

$$\begin{aligned}
\frac{\partial \tilde{L}_T^*(\zeta, 0)}{\partial \varpi} &= -\frac{1}{\varpi} + \frac{1}{\varpi^3} \frac{1}{T} \sum_{t=1}^T \eta_t^2 \\
&= -\frac{1}{\varpi} + \frac{1}{\varpi^3} \frac{1}{T} \sum_{t=1}^T [\sigma_t^2 - \omega - \alpha\varepsilon_t^2].
\end{aligned}$$

The message from (16) is that we will go from latent score vector to observable one by replacing all functions of latent volatility by its optimal filter. Let us define these filters:

$$\begin{aligned}
[\sigma_t^2]_{F,t} &= E[\sigma_t^2 | r_\tau, \tau \leq t], \\
\left[\frac{1}{\sigma_t^2}\right]_{F,t} &= E\left[\frac{1}{\sigma_t^2} | r_\tau, \tau \leq t\right], \\
\left[\frac{1}{\sigma_t^4}\right]_{F,t} &= E\left[\frac{1}{\sigma_t^4} | r_\tau, \tau \leq t\right].
\end{aligned} \tag{27}$$

Then, we have

$$\begin{aligned}
\frac{\partial \tilde{L}_T(\zeta, 0)}{\partial \mu} &= \frac{1}{T} \sum_{t=1}^T \left[\frac{1}{\sigma_t^2} \right]_{F,t} (r_{t+1} - \mu), \\
\frac{\partial \tilde{L}_T(\zeta, 0)}{\partial \omega} &= \frac{1}{2T} \sum_{t=1}^T \left[\frac{1}{\sigma_t^2} \right]_{F,t} - \frac{1}{2T} \sum_{t=1}^T \left[\frac{1}{\sigma_t^4} \right]_{F,t} (r_{t+1} - \mu)^2, \\
\frac{\partial \tilde{L}_T(\zeta, 0)}{\partial \alpha} &= \frac{1}{2T} \sum_{t=1}^T \left[\frac{1}{\sigma_t^2} \right]_{F,t} \varepsilon_t^2 - \frac{1}{2T} \sum_{t=1}^T \left[\frac{1}{\sigma_t^4} \right]_{F,t} (r_{t+1} - \mu)^2 \varepsilon_t^2, \\
\frac{\partial \tilde{L}_T(\zeta, 0)}{\partial \varpi} &= -\frac{1}{\varpi} + \frac{1}{\varpi^3} \frac{1}{T} \sum_{t=1}^T \left[[\sigma_t^2]_{F,t} - \omega - \alpha \varepsilon_t^2 \right].
\end{aligned}$$

We recall that we denote these pseudo-score components with notation \tilde{L} to stress that they are only approximations. They have been computed with filtering formulas (27) that are only approximations since doing as if $\rho = 0$. The filtered values (27) allow us to compute "generalized residuals" similar to the one computed in the dynamic Probit example. However, by contrast with this example, we do not have in general closed form formulas for these filters. Any filtering strategy may be worth applying in this context. At least, a very simple one is to use the *ARCH*(1) approximation as a convenient filter, meaning that we replace in all filtering formulas, the latent quantity σ_t^2 by the observed one $\hat{\sigma}_t^2$ (erasing then the conditional expectation operator) that comes from fitting an *ARCH*(1) model to our data set $\{r_{t+1}\}_{t=1}^T$.

We now address the computation of the partial derivative $\partial \tilde{L}_T(\zeta, 0) / \partial \rho$ of the observed log-likelihood with respect to the parameter ρ .

Using the definition of the latent likelihood, see Section 2.2.2, we can write:

$$L_T(\theta) = \frac{1}{T} \log \left(\int \dots \int G_T(\mu, \omega, \alpha) \prod_{t=1}^T \frac{1}{\varpi} f_\chi \left(\frac{\eta_t - \rho \eta_{t-1}}{\varpi} \right) d\eta_1 \dots d\eta_T, \right)$$

where

$$G_T(\mu, \omega, \alpha) = \prod_{t=1}^T \frac{1}{\sqrt{2\pi}} \frac{1}{[\omega + \alpha \varepsilon_t^2 + \eta_t]^{1/2}} \exp \left(-\frac{(r_{t+1} - \mu)^2}{2[\omega + \alpha \varepsilon_t^2 + \eta_t]} \right).$$

Then,

$$\begin{aligned}
\frac{\partial L_T(\theta)}{\partial \rho} &= [T l_T(\theta)]^{-1} \int_{-\infty}^{+\infty} \dots \int_{-\infty}^{+\infty} G_T(\mu, \omega, \alpha) \frac{1}{\varpi^T} \frac{\partial}{\partial \rho} \prod_{t=1}^T f_\chi \left(\frac{\eta_t - \rho \eta_{t-1}}{\varpi} \right) d\eta_1 \dots d\eta_T, \\
l_T(\theta) &= \int_{-\infty}^{+\infty} \dots \int_{-\infty}^{+\infty} G_T(\mu, \omega, \alpha) \frac{1}{\varpi^T} \prod_{t=1}^T f_\chi \left(\frac{\eta_t - \rho \eta_{t-1}}{\varpi} \right) d\eta_1 \dots d\eta_T.
\end{aligned}$$

With an innovation process χ_t that is a standard Gaussian, this leads (by computing the deriva-

tive of the product as a sum of products with one term differentiated in each) to:

$$\begin{aligned}
& l_T(\zeta, 0) \frac{\partial L_T(\zeta, 0)}{\partial \rho} \\
&= \int_{-\infty}^{+\infty} \dots \int_{-\infty}^{+\infty} G_T(\mu, \omega, \alpha) \left[\prod_{t=1}^T \frac{1}{\varpi} f_x\left(\frac{\eta_t}{\varpi}\right) \right] \frac{\gamma_{\eta, T}}{\varpi^2} d\eta_1 \dots d\eta_T \\
&= \int_{-\infty}^{+\infty} \dots \int_{-\infty}^{+\infty} l^*[\{r_{t+1}, \eta_t\}_{t=1}^T | (\zeta, 0)] \frac{\gamma_{\eta, T}}{\varpi^2} d\eta_1 \dots d\eta_T,
\end{aligned} \tag{28}$$

where $\gamma_{\eta, T}$ is the sample autocovariance of order 1 of the latent process

$$\gamma_{\eta, T} = \frac{1}{T} \sum_{t=1}^T \eta_t \eta_{t-1}.$$

We note that

$$l_T(\zeta, 0) = \int_{-\infty}^{+\infty} \dots \int_{-\infty}^{+\infty} l^*[\{r_{t+1}, \eta_t\}_{t=1}^T | (\zeta, 0)] d\eta_1 \dots d\eta_T = l^*[\{r_{t+1}\}_{t=1}^T | (\zeta, 0)]$$

so that (28) gives

$$\frac{\partial \tilde{L}_T(\zeta, 0)}{\partial \rho} = \frac{1}{\varpi^2} E[\gamma_{\eta, T} | \{r_{t+1}\}_{t=1}^T]. \tag{29}$$

Again, the computation of the observed score component is germane to the computation of generalized residuals. However, it is worth noting that (29) is a smoothing formula instead of a filtering formula. The pseudo-score $\partial \tilde{L}_T(\zeta, 0) / \partial \rho$ can then be based on the approximation

$$\frac{1}{\varpi^2} \frac{1}{T} \sum_{t=2}^T ([\sigma_t^2]_{F,t} - \omega - \alpha \varepsilon_t^2) ([\sigma_{t-1}^2]_{F,t-1} - \omega - \alpha \varepsilon_{t-1}^2).$$

C Details for Examples in Section 3

In this section, we give the details required to obtain Result 2 in Section 3. In addition, we also extend this example to consider latent exponential models.

C.1 Example: Exponential Models

For the sake of exposition, we assume that conditionally on $\{x_t\}_{t=1}^T$, the variables y_t , $t = 1, \dots, T$ are independent and the conditional distribution of y_t only depends on the exogenous variable x_t with the same index. This distribution has a density $l\{y_t | x_t; \theta\}$ that is assumed to be exponential:

$$l\{y_t | x_t; \theta\} = \exp [c(x_t, \theta) + h(y_t, x_t) + a'(x_t, \theta)T(y_t)]$$

where $c(\cdot, \cdot)$ and $h(\cdot, \cdot)$ are given numerical functions and $a(x_t, \theta)$ and $T(y_t)$ are r -dimensional random vectors. Note that the extension to dynamic models in which conditioning values would also include some lagged values of the process y_t would be easy to devise. From:

$$\frac{\partial \log [l\{y_t | x_t; \theta\}]}{\partial \theta} = \frac{\partial c(x_t, \theta)}{\partial \theta} + \frac{\partial a'(x_t, \theta)}{\partial \theta} T(y_t)$$

we deduce, since the conditional score vector has by definition a zero conditional expectation, that:

$$\frac{\partial L_T(\theta)}{\partial \theta} = \frac{1}{T} \sum_{t=1}^T \frac{\partial a'(x_t, \theta)}{\partial \theta} \{T(y_t) - E_\theta[T(y_t) | x_t]\}$$

Following Theorem 1 in *Gourieroux et al. (1987)*,

$$\begin{aligned} E_\theta[T(y_t) | x_t] &= m(x_t, \theta), \text{Var}_\theta[T(y_t) | x_t] = \Omega(x_t, \theta) \\ \implies \frac{\partial a'(x_t, \theta)}{\partial \theta} &= \frac{\partial m'(x_t, \theta)}{\partial \theta} \Omega^{-1}(x_t, \theta) \end{aligned}$$

Therefore, the maximum likelihood estimator $\hat{\theta}_T$ is defined as solution of:

$$\frac{\partial L_T(\theta)}{\partial \theta} = \frac{1}{T} \sum_{t=1}^T \frac{\partial m'(x_t, \theta)}{\partial \theta} \Omega^{-1}(x_t, \theta) \{T(y_t) - m(x_t, \theta)\} = 0 \quad (30)$$

We actually generalize the remark of *van der Vaart (1998)*, Section 4.2., noting that "the maximum likelihood estimators are moment estimators" based on the (conditional) expectation of the sufficient statistic $T(y)$. The first-order conditions (30) show that maximum likelihood is the GMM estimator with optimal instruments for the conditional moment restrictions:

$$E_\theta[T(y_t) - m(x_t, \theta) | x_t] = 0.$$

Note that we implicitly maintain the assumptions for standard asymptotic theory of efficient GMM (*Hansen, 1982*): for all $\theta \in \Theta$, the conditional variance $\Omega(x_t, \theta)$ of the moment conditions is non-singular and the Jacobian matrix $E[\partial m'(x_t, \theta) / \partial \theta | x_t]$ is full row rank.

The identification condition for consistency of maximum likelihood is then that:

$$E \left\{ \frac{\partial m'(x_t, \theta)}{\partial \theta} \Omega^{-1}(x_t, \theta) \{T(y_t) - m(x_t, \theta)\} \right\} = 0 \implies \theta = \theta^0.$$

In terms of GMM, it means that optimal instruments are assumed to identify the true unknown value θ^0 of the parameter vector θ , by contrast with cases put forward by *Dominguez and Lobato (2004)*. By the Law of Iterated Expectations, this can be rewritten:

$$E \left\{ \frac{\partial m'(x_t, \theta)}{\partial \theta} \Omega^{-1}(x_t, \theta) \{m(x_t, \theta^0) - m(x_t, \theta)\} \right\} = 0 \implies \theta = \theta^0$$

or equivalently (by symmetry):

$$E \left\{ \frac{\partial m'(x_t, \theta^0)}{\partial \theta} \Omega^{-1}(x_t, \theta^0) \{m(x_t, \theta) - m(x_t, \theta^0)\} \right\} = 0 \implies \theta = \theta^0. \quad (31)$$

By extension of (30), we have:

$$\Delta_\beta L_T^{(h)}(\theta, \beta) = \frac{1}{T} \sum_{t=1}^T \frac{\partial m'(x_t, \beta)}{\partial \theta} \Omega^{-1}(x_t, \beta) \left\{ T \left[\tilde{y}_t^{(h)}(\theta) \right] - m(x_t, \beta) \right\} \quad (32)$$

so that:

$$M(\theta, \beta^0) = E \left\{ \frac{\partial m'(x_t, \beta^0)}{\partial \theta} \Omega^{-1}(x_t, \beta^0) \left\{ T \left[\tilde{y}_t^{(h)}(\theta) \right] - m(x_t, \beta^0) \right\} \right\}.$$

Hence:

$$M(\theta, \beta^0) - M(\theta^0, \beta^0) = E \left\{ \frac{\partial m'(x_t, \beta^0)}{\partial \theta} \Omega^{-1}(x_t, \beta^0) \left\{ T[\tilde{y}_t^{(h)}(\theta)] - T[\tilde{y}_t^{(h)}(\theta^0)] \right\} \right\}.$$

By the Law of Iterated Expectations:

$$M(\theta, \beta^0) - M(\theta^0, \beta^0) = E \left\{ \frac{\partial m'(x_t, \beta^0)}{\partial \theta} \Omega^{-1}(x_t, \beta^0) \{m(x_t, \theta) - m(x_t, \theta^0)\} \right\},$$

so that the identification Assumption B1 amounts to:

$$E \left\{ \frac{\partial m'(x_t, \beta^0)}{\partial \theta} \Omega^{-1}(x_t, \beta^0) \{m(x_t, \theta) - m(x_t, \theta^0)\} \right\} \implies \theta = \theta^0. \quad (33)$$

When $\beta^0 = \theta^0$, we are back to the well-specified example and (33) is obviously identical to the identification condition (31) for consistency of maximum likelihood.

Moreover, the identification assumption (33) for consistency of the UAML estimator $\check{\theta}_{T,H}(\beta^0)$ is clearly likely implied by the standard condition (31) for consistency of maximum likelihood, at least in two particular cases:

1st case: The model is a linear regression model w.r.t. some known multivariate function $\kappa(x_t)$ of x_t :

$$m(x_t, \theta) = \kappa'(x_t) \theta.$$

In this case, the identification condition (33) is akin to:

$$E[\kappa(x_t) \Omega^{-1}(x_t, \beta^0) \kappa'(x_t)] (\theta - \theta^0) = 0 \implies \theta = \theta^0.$$

Obviously, when the matrix:

$$E[\kappa(x_t) \Omega^{-1}(x_t, \beta^0) \kappa'(x_t)]$$

is positive definite for $\beta^0 = \theta^0$, it is positive definite for any possible value of β^0 .

2nd case: The model is not conditional. In this case, a necessary condition for identification condition is:

$$E_\theta \{T(y_1)\} = E_{\theta^0} \{T(y_1)\} \iff \theta = \theta^0. \quad (34)$$

This is basically the case considered by van der Vaart (1998) when noting that "the maximum likelihood estimators are moment estimators" based on the expectation of the sufficient statistic $T(y)$. This identification condition should be maintained when picking p linear independent equations out of possibly overidentified equations (34). More precisely, the identification condition for UAML, written as:

$$\frac{\partial m'(\beta^0)}{\partial \theta} \Omega^{-1}(\beta^0) \{E_\theta \{T(y_1)\} - E_{\theta^0} \{T(y_1)\}\} \implies \theta = \theta^0$$

should generically be implied by (34), since, irrespective of the value of β^0 , the matrix $\partial m'(\beta^0) / \partial \theta$ is full row rank.

More generally, one may expect that the identification condition (33), when fulfilled for $\beta^0 = \theta^0$, should be more often than not fulfilled for any value of β^0 .

C.2 Example: Latent Exponential Model

We now extend the exponential model example to incorporate a sequence of latent variables $\{y_t^*\}_{t=1}^T$, such that, conditionally on $\{x_t\}_{t=1}^T$, the variables y_t^* are independent, for all $t = 1, \dots, T$, and the conditional distribution of y_t^* only depends on the exogenous variable x_t with the same index. This distribution has a density $l\{y_t^* | x_t; \theta\}$, with respect to the dominating measure $\nu(dy_t^*)$, that is assumed to be exponential:

$$l\{y_t^* | x_t; \theta\} = \exp [c(x_t, \theta) + h(y_t^*, x_t) + a'(x_t, \theta)T(y_t^*)]$$

Let g be a known vector function that defines the observed endogenous variable y_t as:

$$y_t = g(y_t^*, x_t).$$

Then, conditionally on $\{x_t\}_{t=1}^T$, the variables $y_t, t = 1, \dots, T$ are independent and the conditional distribution of y_t only depends on the exogenous variables x_t with the same index. This conditional distribution has a density $l\{y_t | x_t; \theta\}$, with respect to the measure $\nu^g(dy)$, which is the transformation of the original measure $\nu(dy_t^*)$ by g , and where we recall that $\nu(dy_t^*)$ was the dominating measure used to define the latent density $l\{y_t^* | x_t; \theta\}$. The observable log-likelihood can then be stated as

$$L_T(\theta) = \frac{1}{T} \sum_{t=1}^T \log [l\{y_t | x_t; \theta\}].$$

In general, the observable density is not of an exponential form, see [Gourieroux et al. \(1987\)](#) for the particular case where $y_t = g(y_t^*)$ and for examples of Probit, bivariate Probit, Tobit, generalized Tobit, disequilibrium and Gompit models. As already mentioned in [Section 2.3](#), [Gourieroux et al. \(1987\)](#), extending a result of [Louis \(1982\)](#), give a method to compute the observable score as a conditional expectation of the latent score

$$\frac{\partial L_T(\theta)}{\partial \theta} = \frac{1}{T} \sum_{t=1}^T E_\theta \left[\frac{\partial \log [l\{y_t^* | x_t; \theta\}]}{\partial \theta} \Big| y_t, x_t \right].$$

Then, by applying (30) we get

$$\frac{\partial L_T(\theta)}{\partial \theta} = \frac{1}{T} \sum_{t=1}^T \frac{\partial m'(x_t, \theta)}{\partial \theta} \Omega^{-1}(x_t, \theta) \{E_\theta[T(y_t^*) | y_t, x_t] - m(x_t, \theta)\}. \quad (35)$$

As exemplified by [Gourieroux et al. \(1987\)](#) for many limited dependent variable models, we can define and compute a generalized error as:

$$\begin{aligned} u(y_t, x_t, \theta) &= \tilde{T}(y_t, x_t, \theta) - m(x_t, \theta) \\ \tilde{T}(y_t, x_t, \theta) &= E_\theta[T(y_t^*) | y_t, x_t]. \end{aligned}$$

Then, the maximum likelihood estimator $\hat{\theta}_T$ is defined as solution of

$$\frac{\partial L_T(\theta)}{\partial \theta} = \frac{1}{T} \sum_{t=1}^T \frac{\partial m'(x_t, \theta)}{\partial \theta} \Omega^{-1}(x_t, \theta) u(y_t, x_t, \theta) = 0. \quad (36)$$

Hence, the identification condition for consistency of maximum likelihood can be written:

$$E \left[\frac{\partial m'(x_t, \theta)}{\partial \theta} \Omega^{-1}(x_t, \theta) u(y_t, x_t, \theta) \right] = 0 \iff \theta = \theta^0. \quad (37)$$

We also note that MLE is not any more a moment estimator with optimal instruments (confirming that the model is not exponential any more) since:

$$\text{Var}[u(y_t, x_t, \theta^0) | x_t] = \text{Var}[E_{\theta^0}[T(y_t^*) | y_t, x_t] | x_t] \neq \Omega(x_t, \theta^0) = \text{Var}[T(y_t^*) | x_t].$$

More generally, by extension of (36) we have:

$$\Delta_{\beta} L_T^{(h)}(\theta, \beta) = \frac{1}{T} \sum_{t=1}^T \frac{\partial m'(x_t, \beta)}{\partial \theta} \Omega^{-1}(x_t, \beta) u[\tilde{y}_t^{(h)}(\theta), x_t, \beta].$$

Hence,

$$M(\theta, \beta^0) = E \left\{ \frac{\partial m'(x_t, \beta^0)}{\partial \theta} \Omega^{-1}(x_t, \beta^0) u[\tilde{y}_t^{(h)}(\theta), x_t, \beta^0] \right\}.$$

so that

$$\begin{aligned} & M(\theta, \beta^0) - M(\theta^0, \beta^0) \\ &= E \left\{ \frac{\partial m'(x_t, \beta^0)}{\partial \theta} \Omega^{-1}(x_t, \beta^0) \left[u[\tilde{y}_t^{(h)}(\theta), x_t, \beta^0] - u[\tilde{y}_t^{(h)}(\theta^0), x_t, \beta^0] \right] \right\} \end{aligned}$$

When $\beta^0 = \theta^0$, we are back to the well-specified example and we note that by definition:

$$\begin{aligned} E\{u[\tilde{y}_t^{(h)}(\theta^0), x_t, \theta^0] | x_t\} &= 0 \implies \forall h \\ E\{h(x_t)u[\tilde{y}_t^{(h)}(\theta^0), x_t, \theta^0]\} &= 0 \implies \\ M(\theta, \beta^0) - M(\theta^0, \beta^0) &= E \left\{ \frac{\partial m'(x_t, \theta^0)}{\partial \theta} \Omega^{-1}(x_t, \theta^0) u[\tilde{y}_t^{(h)}(\theta), x_t, \theta^0] \right\} = 0. \end{aligned}$$

so that the identification condition

$$M(\theta, \beta^0) - M(\theta^0, \beta^0) \iff \theta = \theta^0,$$

can be written

$$E \left\{ \frac{\partial m'(x_t, \theta^0)}{\partial \theta} \Omega^{-1}(x_t, \theta^0) u[\tilde{y}_t^{(h)}(\theta), x_t, \theta^0] \right\} = 0 \iff \theta = \theta^0. \quad (38)$$

By commuting the roles of θ and θ^0 , this is clearly tantamount to the identification condition (37) for maximum likelihood. In the general case, the identification condition B1(β^0) for UAML can be written:

$$E \left\{ \frac{\partial m'(x_t, \beta^0)}{\partial \theta} \Omega^{-1}(x_t, \beta^0) \left[u[\tilde{y}_t^{(h)}(\theta), x_t, \beta^0] - u[\tilde{y}_t^{(h)}(\theta^0), x_t, \beta^0] \right] \right\} = 0 \iff \theta = \theta^0.$$

Note that by the Law of Iterated Expectations, this can be written:

$$E \left\{ \frac{\partial m'(x_t, \beta^0)}{\partial \theta} \Omega^{-1}(x_t, \beta^0) [\tilde{m}(x_t, \theta, \beta^0) - \tilde{m}(x_t, \theta^0, \beta^0)] \right\} = 0 \iff \theta = \theta^0,$$

where

$$\tilde{m}(x_t, \theta, \beta^0) = E[u(\tilde{y}_t^{(h)}(\theta), x_t, \beta^0) | x_t].$$

By comparison with (38), we see that while both generalized errors $u[\tilde{y}_t^{(h)}(\theta), x_t, \beta^0]$ and $u[\tilde{y}_t^{(h)}(\theta^0), x_t, \beta^0]$ will in general have a non-zero conditional expectation given x_t (when $\beta^0 \notin \{\theta, \theta^0\}$), identification means that when $\theta \neq \theta^0$, their difference cannot be orthogonal to the p specific functions of x_t that define the rows of the selection matrix:

$$\frac{\partial m'(x_t, \beta^0)}{\partial \theta} \Omega^{-1}(x_t, \beta^0).$$

This condition is similar to the condition (33) of identification for UAML in the exponential model example, except that, due to the transformation $y_t = g(y_t^*, x_t)$, the conditional expectation given x_t along simulated paths still depend on β^0 . In the particular case of a latent model defined by a univariate linear and homoskedastic regression equation:

$$m(x_t, \theta) = x_t' \theta, \Omega(x_t, \theta) = \sigma^2,$$

the identification condition in **Assumption B1** for UAML becomes:

$$E \{ x_t [\tilde{m}(x_t, \theta, \beta^0) - \tilde{m}(x_t, \theta^0, \beta^0)] \} = 0 \iff \theta = \theta^0.$$

For instance, in the case of a Probit model ($\sigma^2 = 1$):

$$E \left\{ x_t \frac{\varphi(x_t' \beta^0)}{\Phi(x_t' \beta^0) [1 - \Phi(x_t' \beta^0)]} [\Phi(x_t' \theta) - \Phi(x_t' \theta^0)] \right\} = 0 \iff \theta = \theta^0,$$

which we can compare to the standard identification condition for a Probit model

$$E \left\{ x_t \frac{\varphi(x_t' \theta)}{\Phi(x_t' \theta) [1 - \Phi(x_t' \theta)]} [\Phi(x_t' \theta) - \Phi(x_t' \theta^0)] \right\} = 0 \iff \theta = \theta^0.$$

These conditions appear to be quite reasonable.

D Example 5: (*Stable Distribution*)

Consider i.i.d. observations y_1, \dots, y_T generated from a stable distribution with stability parameter $a \in (0, 2]$, skewness parameter $b \in [-1, 1]$, scale parameter $c > 0$ and location parameter $\mu \in \mathbb{R}$. The structural parameter vector is given by

$$\theta = (a, b, \zeta')', \zeta = (c, \mu)'$$

We consider this model under the false equality constraint:

$$(a, b)' = (1, 0)'$$

corresponding to a Cauchy distribution with location μ and scale c , which gives the log-likelihood:

$$L_T(1, 0, \zeta) = -\log[\pi c] - \frac{1}{T} \sum_{t=1}^T \log \left[1 + \left(\frac{y_t - \mu}{c} \right)^2 \right]$$

We can define the pseudo-score vector as:

$$\Delta_{\theta} L_T(1, 0, \zeta) = \left(\frac{\partial L_T(1, 0, \zeta)}{\partial \zeta'}, L_T(2, 0, \zeta) - L_T(1, 0, \zeta), \tilde{L}_T(1, 1, \zeta) - L_T(1, 0, \zeta) \right)'.$$

Note that, the finite difference $[L_T(2, 0, \zeta) - L_T(1, 0, \zeta)]$ is a convenient approximation of the partial derivative $\partial L_T(1, 0, \zeta) / \partial a$ since the log-likelihood function $L_T(2, 0, \zeta)$ is computed as the likelihood for i.i.d. draws in a Normal distribution with mean μ and variance $2c^2$. Second, the finite difference $[L_T(1, 1, \zeta) - L_T(1, 0, \zeta)]$ is a convenient approximation of the partial derivative $\partial L_T(1, 0, \zeta) / \partial b$ since the log-likelihood function $L_T(1, 1, \zeta)$ could be computed as the likelihood for i.i.d. draws in a Landau distribution with location parameter μ and scale parameter c

$$L_T(1, 1, \zeta) = \sum_{t=1}^T \log(f(y_t)), \text{ where } f(y) = \frac{1}{\pi c} \int_0^{\infty} e^{-x} \cos \left[x \left(\frac{y - \mu}{e} \right) + \frac{2x}{\pi} \log \left(\frac{x}{c} \right) \right] dx.$$

To speed up the computation, we use the following approximation to $f(y)$ given by Behrens and Melissinos (1981).⁹

$$f(y) \approx \frac{1}{\sqrt{2\pi c}} \exp \left\{ -(y - \mu) / (2c) - \exp[-(|y - \mu|/c)] / 2 \right\}.$$

D.1 Monte Carlo

We now compare the behavior of AML using the above pseudo-score, and $H = 10$ simulations, against two alternative approaches: one based on sample quantiles, due to McCullough (1986), and one based on an auxiliary regression model, due to Koutrouvelis (1981). To this end, we generate 1,000 synthetic datasets from the alpha stable models, each with $T = 10,000$ observations, and under $\theta = (1.8, -0.1, 1, 0)'$.

We display the resulting estimators across the replications in Figure 7.¹⁰ Analyzing the results, we see that the three procedures perform similarly for σ , but display different behavior for α, β, δ , although all estimators seem quite reliable, and are well-centred over the true values.

Table 7 records the Monte Carlo bias (Bias), root mean squared error (RMSE), and Monte Carlo coverage (COV), based on individual 95% Wald interval, across the replications. The results demonstrate that the methods all yield accurate estimators of the corresponding true values. However, we note that the simpler methods do outperform AML in terms of bias and RMSE, but display worse coverage than AML in almost all cases.

⁹Similar results were obtained whether or not the approximation was employed. Given the similarity of the results, and the drastic speed difference, the approximation approach is more reasonable to apply in practice.

¹⁰We remark that while ML estimation is feasible in the α -stable model for small numbers of observations, given the sample size considered herein, obtaining the MLE proved to be computationally infeasible.

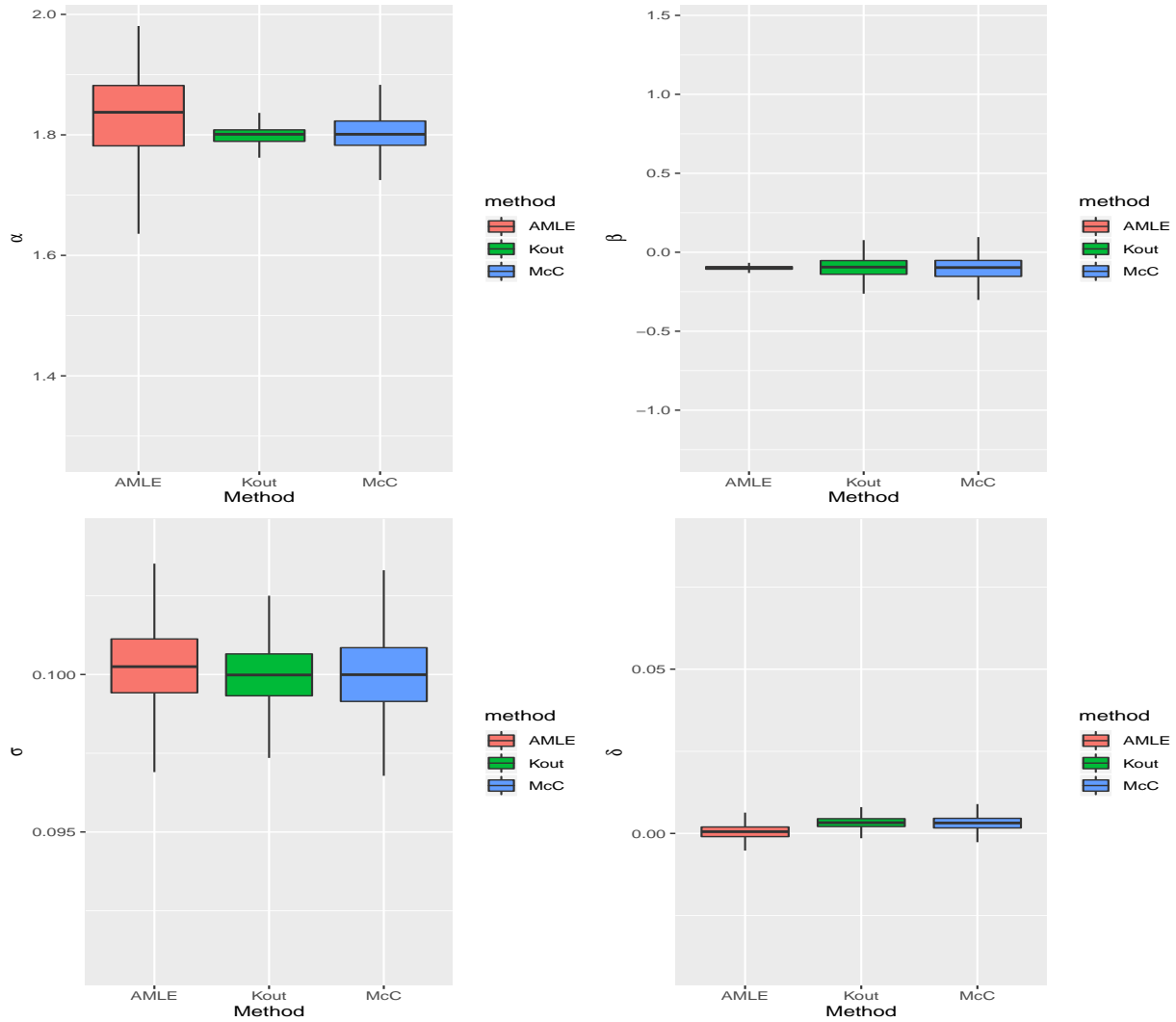


Figure 7: Boxplots of estimators across 1000 Monte Carlo replications from the stable distribution. The true values used to generate the data are $\theta = (a, b, c, \mu) = (1.8, -0.1, 0.1, 0)'$. AMLE- approximate maximum likelihood estimator, Kout- Koutrouvelis (1981) regression approach, McC- McCullough (1986) quantile approach.

Table 7: Summary accuracy measures for stable example. Acronyms are as described in Figure 7, while Aux refers to the auxiliary estimator estimated under the restriction $(a, b) = (1, 0)$. To aid readability of the table, the reported bias has been multiplied by 1000, and reported RMSE has been multiplied by 100.

	<i>a</i>					<i>b</i>			
	AML	Aux	Kout	McC		AML	Aux	Kout	McC
Mean	1.8190	1.0000	1.7994	1.8031	Mean	-0.0948	0.0000	-0.0966	-0.1039
Bias	19.0315	-800.0000	-0.6072	3.1120	Bias	5.1846	100.0000	3.4381	-3.8520
RMSE	9.6607	80.0000	1.4561	2.9785	RMSE	13.6959	10.0000	6.5433	7.9542
COV	0.9600	0.0000	0.9410	0.9540	COV	0.9650	0.0000	0.9540	0.9440

	<i>c</i>					μ			
	AML	Aux	Kout	McC		AML	Aux	Kout	McC
Mean	0.1002	0.0881	0.1000	0.1000	Mean	0.0007	0.0025	0.0032	0.0031
Bias	0.1636	-11.8524	0.0016	-0.0074	Bias	0.6945	2.4720	3.2351	3.1469
RMSE	0.1488	1.1884	0.0978	0.1251	RMSE	0.6313	0.2986	0.3737	0.3781
COV	0.9480	0.0000	0.9480	0.9510	COV	0.9810	0.6650	0.6030	0.6640