

# Text Detection on Roughly Placed Books by Leveraging a Learning-based Model Trained with Another Domain Data\*

Riku Anegawa<sup>1</sup> and Masayoshi Aritsugi<sup>2</sup>

<sup>1</sup> *Computer Science and Electrical Engineering*

*Graduate School of Science and Technology, Kumamoto University*

<sup>2</sup> *Big Data Science and Technology*

*Faculty of Advanced Science and Technology, Kumamoto University*

*2-39-1 Kurokami, Chuo-ku, Kumamoto 860-8555, Japan*

*E-mail: { anegawa@dbms., aritsugi@ }cs.kumamoto-u.ac.jp*

December 13, 2021

## Abstract

Text detection enables us to extract rich information from images. In this paper, we focus on how to generate bounding boxes that are appropriate to grasp text areas on books to help implement automatic text detection. We attempt not to improve a learning-based model by training it with an enough amount of data in the target domain but to leverage it, which has been already trained with another domain data. We develop algorithms that construct the bounding boxes by improving and leveraging the results of a learning-based method. Our algorithms can utilize different learning-based approaches to detect scene texts. Experimental evaluations demonstrate that our algorithms work well in various situations where books are roughly placed.

## 1 INTRODUCTION

It is required to automatically manage a lot of products, such as books and packing boxes. Although some additional equipment including bar codes and RFID tags is often used for the management [2], it may require us to cost too much. Some texts are supposed to be printed on any products to be managed, and this study intends to detect the texts from an image of products automatically and use for management. In this paper, we focus on books, which are roughly located in bookshelves, and attempt to detect texts on them.

---

\*This paper is based on a previous paper published in the proceedings of the 4th IEEE Cyber Science and Technology Congress (CyberSciTech), 2019 [1]

There have been many studies of identifying books and text detection on them [3, 4, 5, 6]. For example, [6] exploited line extractions based on the Hough transform. However, such work may fail to find text areas exactly when a book has a title of many words. Recently, text detection from natural scenes has intensely been developed as learning-based methods [7, 8, 9, 10, 11, 12, 13]. We consider leveraging learning-based methods for detecting texts in natural scene images in the text detection on books.

Note that we do not attempt to improve the learning-based methods by training them with a good set of data but adopt them with additional refinement processes. This intention comes from the fact that it is often difficult to collect enough amount of data in the target domain and make them to be used for training. Recently, transfer learning has intensely been studied [14, 15]. Transfer learning is the technology that re-learns only a part of the parameters of a model trained in another domain. In this paper, we exploit trained models instead of re-learning. We develop algorithms that construct bounding boxes for text areas by improving and leveraging the results of a learning-based method.

This paper is based on our previous work [1], in which a convolutional neural network (CNN)-based method called R<sup>2</sup>CNN [8] was used to develop concrete discussions. In this paper, we additionally use another learning-based method called EAST [7], which is based on a fully convolutional network model and achieves a fast and accurate scene text detection pipeline. Figure 1 shows an overview of our study where an image is processed first by a learning-based method, i.e., R<sup>2</sup>CNN or EAST, and the result is then processed by our proposal to get the final result of text detection.

The main contributions of this paper are as follows:

- First, we develop the discussion by adopting not only R<sup>2</sup>CNN [8] but also EAST [7], which is different from that used in our previous paper [1], to show that our proposal can utilize different learning-based text detection approaches without any modification to them and improve their performances. Our proposal can be of benefit to general learning-based approaches.
- Second, we treat colors of spine and text strings on a book as binary data to give better performance than our previous algorithms where they were treated as color histograms.
- Third, we evaluate our proposed method with images where books were placed not only roughly but also horizontally on a bookshelf to demonstrate how well our algorithms work in general situations.

The remainder of this paper is organized as follows. Section 2 mentions related work. Section 3 describes the details of our algorithms, and the results of experimental evaluation are presented in Section 4. Finally, our conclusions and directions for future research are presented in Section 5.

## 2 RELATED WORK

There have been studies of book management. Shu et al. [2] proposed an accurate location algorithm based on an RFID intelligent bookshelf. Although the proposed al-

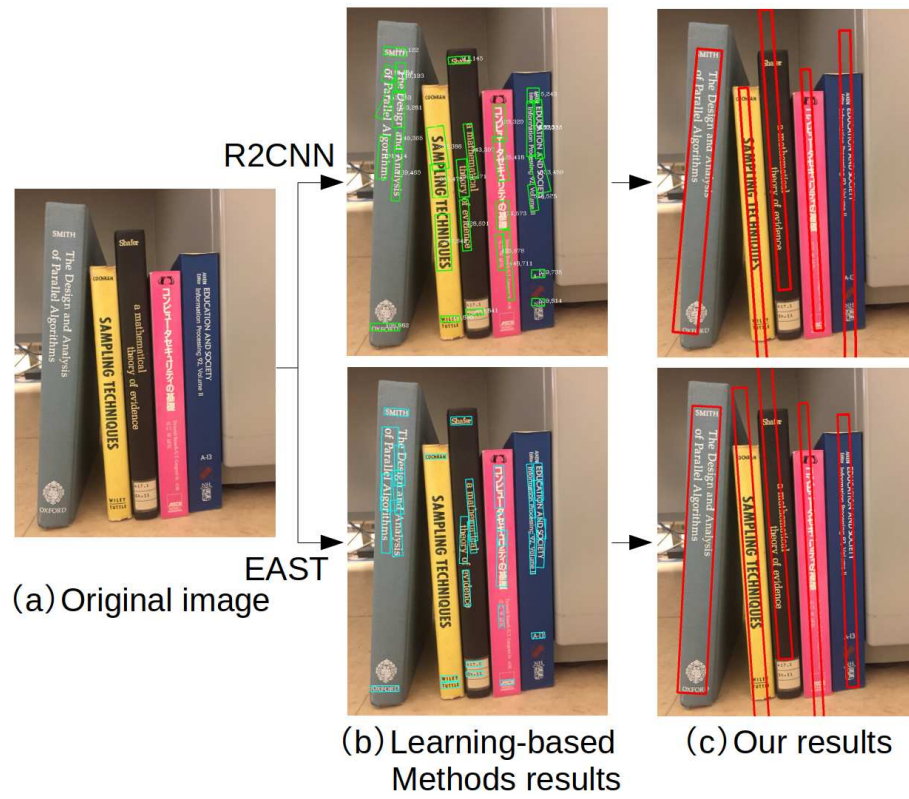


Figure 1: Overview of this study.

gorithm improved the positioning accuracy, it naturally supposed a number of RFIDs were available, which can be costly. Chen et al. [6] developed a mobile book recognition system which took photos of a bookshelf and exploited them for the management. The system achieved automatic and robust book recognition. However, the system assumed that almost all books were neatly arranged on the bookshelf because their line extractions were based on the Hough transform. In this paper, we consider cases where books are not always arranged very carefully as shown in Fig. 1(a).

In recent years, scene text detection has been studied [7, 8, 9, 10, 11, 12, 13], which are learning-based approaches. Jiang et al. [8] proposed an arbitrary-oriented scene text detection method called Rotational Region CNN ( $R^2$ CNN), which was based on Faster R-CNN [16]. We described concrete discussions with using  $R^2$ CNN in our previous paper [1]. Zhou et al. [7] proposed a fast and accurate scene text detection pipeline utilizing a fully convolutional network model. In this paper, we develop algorithms which can generate good detection results of texts on books by leveraging a learning-based approach. We use the studies of [8] and [7] as concrete methods. Both of the learning-based models we used in this study were trained with ICDAR 2015 data [17], which were different from our target application domain.

### 3 REFINEMENTS OF THE RESULTS OF LEARNING-BASED APPROACHES

#### 3.1 Results of Text Detection on Books by Learning-based Models Trained with Another Domain Data

$R^2$ CNN [8] generates region proposal for each CNN feature map by using the Region Proposal Network (RPN). For each box generated by RPN, three ROI Poolings with different pooled sizes, namely,  $7 \times 7$ ,  $3 \times 11$ , and  $11 \times 3$ , are performed. While Faster R-CNN [16] uses ROI Poolings with pooled size of  $7 \times 7$  only,  $R^2$ CNN does the poolings with the three sizes to handle horizontal or vertical texts. The pooled features are then concatenated, and text/non-text scores, axis-aligned boxes and inclined minimum area boxes are predicted. The inclined boxes are processed by inclined non-maximum suppression and the detection results are finally generated.

Zhou et al. [7] developed an efficient and accurate scene text detector (EAST). They proposed a two-stage pipeline utilizing a fully convolutional network model for predicting rotated rectangles or quadrangles for text regions by incorporating proper loss functions.

$R^2$ CNN and EAST we used in this work were trained with ICDAR 2015 data [17], which were in a different domain from our target, i.e., images of roughly placed books. An application way of such a learning-based approach is to train it with a considerable amount of data in the target domain. Note, however, that we cannot suppose that enough amount of data in the target application domain were always available.

Figure 1(b) shows text detection results of applying the two approaches to Figure 1(a), in which books are located in a bookshelf in a natural way. While both could almost successfully detect arbitrary-oriented texts on books, they tend to detect each

word individually. As shown in the figure, there are roughly two problems in the results. One is that bounding boxes may not cover texts correctly. The other is that there are more than one bounding box detected on a book in most cases. They would be mainly because the learning-based models were trained with different domain data.

## 3.2 Refinement Algorithms

### 3.2.1 Overview

As shown in Figure 1(b), the results of naive application of learning-based approaches are not satisfied for the text detection on books. We therefore propose a refinement process in this paper. Algorithm 1 shows an overview of the text detection process.

---

**Algorithm 1** *TextDetectionProcess(image)*

---

**Require:** *image*

**Ensure:** *box\_groups*

```

1: boxes  $\leftarrow$  SceneTextDetection(image)
2: Perform a Gaussian filter to image.
3: Sort boxes with their center coordinates from the top to the bottom of image.
4: Calculate spine_colors and text_colors of boxes.
   {They are used in Algorithms 2 and 3.}
5: boxes  $\leftarrow$  adjusting(image&boxes, 'location', adjust_range)
6: boxes  $\leftarrow$  adjusting(image&boxes, 'angle', adjust_range)
7: flag  $\leftarrow$  True
8: #boxes  $\leftarrow$  0
9: while flag do
10:   box_groups  $\leftarrow$  grouping(image&boxes, wide_range_rate)
11:   if #boxes == len(box_groups) then
12:     flag  $\leftarrow$  False
13:   else
14:     #boxes  $\leftarrow$  len(box_groups)
15:   end if
16: end while
17: Perform the non-maximum suppression to box_groups
18: Remove too small bounding boxes from box_groups
19: return box_groups

```

---

A learning-based scene text detection approach is utilized at line 1 in the algorithm. Note that there is no need to modify, customize, nor re-learn it in our proposal. We perform a Gaussian filter to the image (line 2). At line 3 we sort all bounding boxes obtained by the learning-based approach in spatial order. Then, we perform our proposed refinement process(es) between lines 4 and 16. Finally, we perform the non-maximum suppression to get the results (line 17) and remove too small bounding boxes from the results (line 18).

As in Algorithm 1, we propose two processes in this paper: adjusting (lines 5 and 6) and grouping (line 10). They respectively correspond to the problems appearing




Figure 2: Spine and text colors.

in the results of learning-based approaches, i.e., bounding boxes may not cover texts correctly and there are more than one bounding box detected on a book in most cases. We describe the details in the following.

### 3.2.2 Book colors

We assume that there are two colors on a book: spine and text string colors. We apply k-means with  $k = 2$  on a bounding box. Also, we assume that the four corners of a bounding box are almost occupied by the spine color, and thus the majority color of the four corners is set as the provisional spine color. Then, out of the two colors the one similar to the provisional spine color is set as the spine color and the other is as the text string color. Figure 2 shows examples of extracted colors.

While we treated colors as color histograms in our previous paper [1], we decided to treat them as binary data. The binary treatment allows us to have robust handling on colors by ignoring subtle varieties of colors appearing on images due to some situations, e.g., light and book arrangement conditions. This effect can be observed in the results of the experiments in Section 4.

### 3.2.3 Adjusting

As shown in Fig. 1, there are bounding boxes that do not cover texts correctly. However, a bounding box generated by a learning-based approach does not completely fail to cover texts. In other words, the problem could be solved by slightly moving bounding boxes. We consider approaching this problem by adjusting their locations and/or angles. The algorithm is described in Algorithm 2.

In the algorithm, *shift()* changes the location or the angle of a box slightly in order to look for its more appropriate location or angle, and *norm()* returns the Euclidean distance. We also shrink the bounding box in *shift()* as 0.85 and 0.6 sizes in  $x$  and  $y$  axes of its original size to take account of the effects of rotation and of the fact that the  $y$  size is much larger than the  $x$  size of a book. The value of *adjust\_range* is treated in pixel or angle value according to the given flag as in Algorithm 1. An example of adjusting is shown in Fig. 3.

---

**Algorithm 2** *adjusting(image&bounding\_boxes, flag, adjust\_range)*

---

**Require:** *image&bounding\_boxes* - image with sorted bounding boxes in spatial order

**Ensure:** *adjusted\_boxes*

```
1: adjusted_boxes  $\leftarrow \emptyset$ 
2: for  $i = 0$  to  $\text{len}(\text{bounding\_boxes})$  do
3:    $\text{box} \leftarrow \text{bounding\_boxes}[i]$ 
4:    $\text{max\_ret\_sum} = -\infty$ 
5:   if  $\text{flag} == \text{'location'}$  then
6:      $\text{adjust\_range}$  stands for the range in pixel
7:   else
8:      $\text{adjust\_range}$  stands for the range in degree of angle
9:   end if
10:  for each  $i$  in  $\text{adjust\_range}$  do
11:     $\text{shifted\_box} \leftarrow \text{shift}(\text{box}, i)$ 
12:     $\text{ave\_color} \leftarrow$  calculate the average color of  $\text{shifted\_box}$ 
13:     $\text{norm\_spine} \leftarrow \text{norm}(\text{ave\_color} - \text{box.spine\_color})$ 
14:     $\text{norm\_text} \leftarrow \text{norm}(\text{ave\_color} - \text{box.text\_color})$ 
15:     $\text{norm\_sum} \leftarrow \text{norm\_spine} + \text{norm\_text}$ 
16:    if  $\text{norm\_sum} > \text{max\_ret\_sum}$  then
17:       $\text{max\_ret\_sum} \leftarrow \text{norm\_sum}$ 
18:       $\text{best\_box} \leftarrow \text{shifted\_box}$ 
19:    end if
20:  end for
21:   $\text{adjusted\_boxes.append}(\text{best\_box})$ 
22: end for
23: return  $\text{adjusted\_boxes}$ 
```

---



Figure 3: Adjusting results.

### 3.2.4 Grouping

We assume that detected bounding boxes of a book should be located closely and have angles similar to that of the book. At line 3 in Algorithm 1 we get the top bounding box of each book. Then, we calculate the range of each book with the top bounding box. Figure 4 shows an overview of the calculation where the range has its center  $(range.x, range.y)$ . We assume that the angles and the widths of the top bounding box and its book are the same, that is,  $range.angle = box.angle$  and  $range.width = box.width$ . We calculate the range as follows:

$$box\_w = box.height \times \cos(box.angle) + box.width \times \sin(box.angle) \quad (1)$$

$$h = \frac{box\_w}{2} \times \tan(box.angle) \quad (2)$$

$$line\_h = h + (img.height - box.y) \quad (3)$$

$$line\_w = \frac{line\_h}{\tan(box.angle)} \quad (4)$$

$$range.height = \frac{line\_h}{\sin(box.angle)} \quad (5)$$

$$range.x = box.x + \frac{box\_w}{2} - \frac{line\_w}{2} \quad (6)$$

$$range.y = box.y - \frac{box\_w}{2} \times \tan(box.angle) + \frac{line\_h}{2} \quad (7)$$

We assume that two bounding boxes on a book should have similar colors of spine and text strings. We calculate the similarities of a candidate pair of bounding boxes in terms of colors and locations and combine them if the similarities are less than thresholds. The algorithm of our grouping process is described in Algorithm 3 where *wide\_range\_rate* is used for relaxing the range of calculated book.

## 4 EXPERIMENTS

We compare our proposal with R<sup>2</sup>CNN [8], EAST [7] and our histogram-based refinements [1] with images of two types in terms of book arrangement: books were placed roughly and horizontally on a bookshelf. In R<sup>2</sup>CNN the anchor scales were set (4, 8, 16, 32). We used resnet-50 in EAST while PVANET was used in [7]. They were trained with using ICDAR 2015 data [17]. We used a  $5 \times 5$  Gaussian filter. We set *adjust\_range* =  $\pm 5$  and *adjust\_range* =  $\pm 10$  in pixel and degree of angle, respectively, *threshold\_text* = 100, *threshold\_spine* = 60, and *wide\_range\_rate* = 2. In all the methods, bounding boxes with edges, each of which was less than or equal to 100 pixels were removed at line 18 in Algorithm 1.

We compare the methods using four metrics, namely, box accuracy (BA), error distance between centers (EDBC), intersection over union (IoU), and area difference mean (ADM). BA is defined as follows:

$$BA = \frac{\#books \text{ each of which has one bounding box}}{\#books}. \quad (8)$$



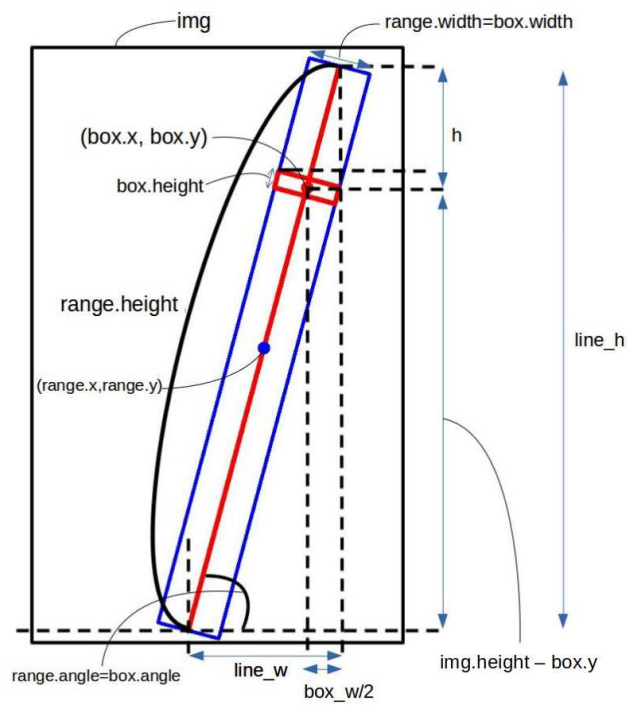


Figure 4: Book range.

---

**Algorithm 3** *grouping(image&bounding\_boxes, wide\_range\_rate)*

---

**Require:** *image&bounding\_boxes* - image with sorted bounding boxes in spatial order,  
*wide\_range\_rate* - which is multiplied to *range*

**Ensure:** *box\_groups*

```
1: box_groups  $\leftarrow \emptyset$ 
2: while bounding_boxes  $\neq \emptyset$  do
3:   box_group  $\leftarrow \emptyset$ 
4:   box1  $\leftarrow$  bounding_boxes[0]
5:   box_group.append(box1)
6:   range  $\leftarrow$  book range calculated as in Fig. 4
7:   range.width  $\leftarrow$  range.width  $\times$  wide_range_rate
8:   for i = 0 to len(bounding_boxes) do
9:     box2  $\leftarrow$  bounding_boxes[i]
10:    spatial_flag  $\leftarrow$  False
11:    if More than 50% of box2 is included in range then
12:      spatial_flag  $\leftarrow$  True
13:    end if
14:    norm_spine  $\leftarrow$  norm(box1.spine_color - box2.spine_color)
15:    norm_text  $\leftarrow$  norm(box1.text_color - box2.text_color)
16:    if norm_text < threshold_text and norm_spine < threshold_spine then
17:      color_flag  $\leftarrow$  True
18:    else
19:      color_flag  $\leftarrow$  False
20:    end if
21:    if spatial_flag and color_flag then
22:      box_group.append(box2)
23:    end if
24:  end for
25:  bounding_boxes  $\leftarrow$  bounding_boxes  $\setminus$  box_group
26:  box_groups  $\leftarrow$  box_groups  $\cup$  box_group
27: end while
28: return box_groups
```

---

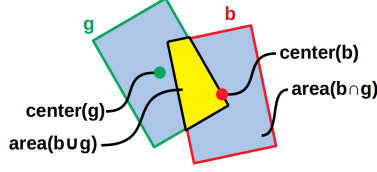


Figure 5: Relation between two bounding boxes.

We explain the other metrics with Fig. 5 where  $g$  is a ground truth,  $b$  is the calculated bounding box, and  $area(box)$  and  $center(box)$  return box’s area and center, respectively. The three metrics are defined as follows:

$$EDBC(b, g) = norm(center(b) - center(g)) \quad (9)$$

$$IoU(b, g) = \frac{area(b \cap g)}{area(b \cup g)} \quad (10)$$

$$ADM(b, g) = abs(area(b) - area(g)) \quad (11)$$

where  $norm()$  and  $abs()$  return the Euclidean distance and absolute value, respectively. Note that these three metrics are calculated for books each of which was assigned one bounding box, that is, those counted in the numerator of BA.

In the experiments, the ground truths were generated manually.

Figure 6 shows some obtained results of naively applications of the two methods, grouping only and grouping+adjusting(location+angle) of our proposal. First 6 and the rest 2 columns show the results with images of books which were placed roughly and horizontally, respectively.

#### 4.1 Roughly Placed Books

We took 20 images of books roughly placed in bookshelves with various light conditions. 11 images were  $1108 \times 1478$  and the rest 9 images were  $890 \times 1188$  pixels. There were 27 books in total in the images.

Table 1 shows the results of the comparison with images of roughly placed books. Our proposal outperformed naive applications of  $R^2CNN$  and EAST. Also, our proposal could give better performance than our previous paper. In particular, our grouping+adjusting(location+angle) gave the best BAs, meaning that our proposal could give more correct bounding boxes than the others. While our histogram-based refinements sometimes failed to group bounding boxes belonging to a book into one bounding box, our proposal of this paper was able to recognize different colors better than our histogram-based refinements. Comparing adjusting results of our histogram-based refinements and our proposal of this paper, we can say that the color handling of this paper made our adjusting process work well.

The results also indicate that the application of  $R^2CNN$  would be better than that of EAST. This is mainly because sometimes EAST could not detect any bounding box on a book. We should note that, while our proposal could improve the performance of




Figure 6: Results.

Table 1: Roughly placed books cases.

			BA	EDBC	IoU	ADM
R2CNN	histogram	naive	0.4609	115.33	0.2038	44698.2
		grouping	0.8047	65.38	0.4381	31969.0
		grouping+adjusting(location)	0.7109	61.0338	0.3476	26899.7
		grouping+adjusting(location+angle)	0.5703	78.34	0.2838	40638.6
	color clustering (our proposal)	grouping	0.7969	53.87	0.2842	41461.7
		grouping+adjusting(location)	0.7891	<b>51.19</b>	0.4355	<b>26490.6</b>
		grouping+adjusting(location+angle)	<b>0.8125</b>	63.01	<b>0.4402</b>	34432.8
EAST	histogram	naive	0.3750	196.85	0.2994	75492.0
		grouping	0.6953	74.89	0.4530	53990.9
		grouping+adjusting(location)	0.6953	73.68	0.4553	52627.4
		grouping+adjusting(location+angle)	0.7266	78.09	0.44270	56930.0
	color clustering (our proposal)	grouping	0.7031	<b>70.79</b>	<b>0.4840</b>	<b>50354.0</b>
		grouping+adjusting(location)	0.7188	78.51	0.4724	51890.2
		grouping+adjusting(location+angle)	<b>0.7344</b>	73.72	0.4708	51845.0

a learning-based approach, the performance of the final results would depend on the performance of the base learning-based approach.

## 4.2 Horizontally Placed Books

We took 15 images of books which were placed horizontally in bookshelves with various light conditions. The images were  $1108 \times 1478$  pixels and there were 27 books in total in the images. The books were placed disorderly, and thus some were overhung by others. We rotated the images 90 degrees and processed them in the same way as described in Section 4.1.

Table 2 shows the results of the comparison with images of horizontally placed books. They were similar to Table 1 except that grouping+adjusting(location+angle) with  $R^2$ CNN was worse than the others of our proposal. This is mainly because some bounding boxes of books next to each other were combined by the nms in the cases of horizontally placed books. On the other hand, the detection accuracy of EAST was worse than that of  $R^2$ CNN, and we could avoid the nms-caused problem and as a result grouping+adjusting(location+angle) with EAST could get better performance of BA.

## 5 CONCLUSION

In this paper, we focused on text detection on books which were roughly and disorderly placed in bookshelves. We did not train learning-based natural scene text detection methods with appropriate data but refined the results of them by the grouping and adjusting processes. Our refinement processes can utilize different learning-based methods without any modification to them. The experimental results showed that our algorithms work well in most cases under the settings of the experiments, and we also identified some limitations of the proposed method.

Table 2: Horizontally placed books cases.

			BA	EDBC	IoU	ADM
R2CNN	histogram	naive	0.2381	153.53	0.30872	45832.4
		grouping	0.8476	71.33	0.48704	33451.2
		grouping+adjusting(location)	0.75238	74.99	0.49449	35851.2
		grouping+adjusting(location+angle)	0.67619	109.72	0.26503	57451.0
	color clustering (our proposal)	grouping	0.85714	<b>61.82</b>	0.53103	<b>31633.9</b>
		grouping+adjusting(location)	<b>0.87619</b>	62.71	<b>0.53178</b>	32453.9
		grouping+adjusting(location+angle)	0.82857	73.03	0.29235	39160.1
EAST	histogram	naive	0.2422	346.98	0.2208	163013.8
		grouping	0.7238	165.76	0.4183	101556.4
		grouping+adjusting(location)	0.7238	165.89	0.4164	101563.5
		grouping+adjusting(location+angle)	0.6952	171.87	0.4026	105051.5
	color clustering (our proposal)	grouping	0.800	153.76	0.4314	96280.4
		grouping+adjusting(location)	0.8095	<b>147.54</b>	<b>0.4481</b>	<b>94896.6</b>
		grouping+adjusting(location+angle)	<b>0.8190</b>	154.43	0.4255	98808.0

In future work, we will consider detecting texts, which could not be detected by a learning-based method, by exploiting spine and text strings colors. We also intend to compare the performance between our proposal and a learning based model trained with appropriate data of enough amount.

## References

- [1] R. Anegawa and M. Aritsugi, “Text detection on books using cnn trained with another domain data,” in *2019 IEEE Intl Conf on Dependable, Autonomic and Secure Computing, Intl Conf on Pervasive Intelligence and Computing, Intl Conf on Cloud and Big Data Computing, Intl Conf on Cyber Science and Technology Congress (DASC/PiCom/CBDCCom/CyberSciTech)*, Aug 2019, pp. 170–176. [Online]. Available: <https://doi.org/10.1109/DASC/PiCom/CBDCCom/CyberSciTech.2019.00041>
- [2] Y. Shu, Y. Su, X. Peng, and M. Mei, “Research of the books localization algorithm in library intelligent bookshelf system based on RFID,” in *2nd International Conference on Soft Computing in Information Communication Technology*. Atlantis Press, 2014, pp. 48–52. [Online]. Available: <https://doi.org/10.2991/scict-14.2014.12>
- [3] M. P. Nevetha and A. Baskar, “Automatic book spine extraction and recognition for library inventory management,” in *Proceedings of the Third International Symposium on Women in Computing and Informatics*, ser. WCI ’15. New York, NY, USA: ACM, 2015, pp. 44–48. [Online]. Available: <http://doi.acm.org/10.1145/2791405.2791506>
- [4] X. Yang, D. He, W. Huang, A. Ororbia, Z. Zhou, D. Kifer, and C. L. Giles, “Smart library: Identifying books on library shelves using supervised

- deep learning for scene text reading,” in *2017 ACM/IEEE Joint Conference on Digital Libraries (JCDL)*, June 2017, pp. 1–4. [Online]. Available: <https://doi.org/10.1109/JCDL.2017.7991581>
- [5] S. S. Tsai, D. Chen, H. Chen, C.-H. Hsu, K.-H. Kim, J. P. Singh, and B. Girod, “Combining image and text features: A hybrid approach to mobile book spine recognition,” in *Proceedings of the 19th ACM International Conference on Multimedia*, ser. MM ’11. New York, NY, USA: ACM, 2011, pp. 1029–1032. [Online]. Available: <http://doi.acm.org/10.1145/2072298.2071930>
  - [6] D. M. Chen, S. S. Tsai, B. Girod, C.-H. Hsu, K.-H. Kim, and J. P. Singh, “Building book inventories using smartphones,” in *Proceedings of the 18th ACM International Conference on Multimedia*, ser. MM ’10. New York, NY, USA: ACM, 2010, pp. 651–654. [Online]. Available: <http://doi.acm.org/10.1145/1873951.1874043>
  - [7] X. Zhou, C. Yao, H. Wen, Y. Wang, S. Zhou, W. He, and J. Liang, “East: An efficient and accurate scene text detector,” in *2017 IEEE Conference on Computer Vision and Pattern Recognition (CVPR)*, July 2017, pp. 2642–2651. [Online]. Available: <https://doi.org/10.1109/CVPR.2017.283>
  - [8] Y. Jiang, X. Zhu, X. Wang, S. Yang, W. Li, H. Wang, P. Fu, and Z. Luo, “R<sup>2</sup>CNN: Rotational region CNN for arbitrarily-oriented scene text detection,” in *2018 24th International Conference on Pattern Recognition (ICPR)*, Aug 2018, pp. 3610–3615. [Online]. Available: <https://doi.org/10.1109/ICPR.2018.8545598>
  - [9] S. Zhang, Y. Liu, L. Jin, and C. Luo, “Feature enhancement network: A refined scene text detector,” in *Proceedings of the Thirty-Second AAAI Conference on Artificial Intelligence*, ser. AAAI-18, 2018, pp. 2612–2619. [Online]. Available: <https://aaai.org/ocs/index.php/AAAI/AAAI18/paper/view/16806>
  - [10] P. He, W. Huang, Y. Qiao, C. C. Loy, and X. Tang, “Reading scene text in deep convolutional sequences,” in *Proceedings of the Thirtieth AAAI Conference on Artificial Intelligence*, ser. AAAI’16. AAAI Press, 2016, pp. 3501–3508. [Online]. Available: <https://www.aaai.org/ocs/index.php/AAAI/AAAI16/paper/view/12256>
  - [11] A. Gupta, A. Vedaldi, and A. Zisserman, “Synthetic data for text localisation in natural images,” in *2016 IEEE Conference on Computer Vision and Pattern Recognition (CVPR)*, June 2016, pp. 2315–2324. [Online]. Available: <https://doi.org/10.1109/CVPR.2016.254>
  - [12] W. Huang, Y. Qiao, and X. Tang, “Robust scene text detection with convolution neural network induced MSER trees,” in *Computer Vision – ECCV 2014*, D. Fleet, T. Pajdla, B. Schiele, and T. Tuytelaars, Eds. Cham: Springer International Publishing, 2014, pp. 497–511. [Online]. Available: [https://doi.org/10.1007/978-3-319-10593-2\\_33](https://doi.org/10.1007/978-3-319-10593-2_33)

- [13] T. Wang, D. J. Wu, A. Coates, and A. Y. Ng, “End-to-end text recognition with convolutional neural networks,” in *Proceedings of the 21st International Conference on Pattern Recognition (ICPR2012)*, Nov 2012, pp. 3304–3308. [Online]. Available: <https://ieeexplore.ieee.org/document/6460871>
- [14] S. J. Pan and Q. Yang, “A survey on transfer learning,” *IEEE Transactions on Knowledge and Data Engineering*, vol. 22, no. 10, pp. 1345–1359, Oct 2010. [Online]. Available: <https://doi.org/10.1109/TKDE.2009.191>
- [15] K. Weiss, T. M. Khoshgoftaar, and D. Wang, “A survey of transfer learning,” *Journal of Big Data*, vol. 3, no. 1, p. 9, May 2016. [Online]. Available: <https://doi.org/10.1186/s40537-016-0043-6>
- [16] S. Ren, K. He, R. Girshick, and J. Sun, “Faster R-CNN: Towards real-time object detection with region proposal networks,” *IEEE Transactions on Pattern Analysis and Machine Intelligence*, vol. 39, no. 6, pp. 1137–1149, June 2017. [Online]. Available: <https://doi.org/10.1109/TPAMI.2016.2577031>
- [17] D. Karatzas, L. Gomez-Bigorda, A. Nicolaou, S. Ghosh, A. Bagdanov, M. Iwamura, J. Matas, L. Neumann, V. R. Chandrasekhar, S. Lu, F. Shafait, S. Uchida, and E. Valveny, “ICDAR 2015 competition on robust reading,” in *2015 13th International Conference on Document Analysis and Recognition (ICDAR)*, Aug 2015, pp. 1156–1160. [Online]. Available: <https://doi.org/10.1109/ICDAR.2015.7333942>