

---

# ON THE EFFICIENT EVALUATION OF THE EXCHANGE CORRELATION POTENTIAL ON GRAPHICS PROCESSING UNIT CLUSTERS

---

David B. Williams-Young<sup>1,\*</sup>, Wibe A. de Jong<sup>1</sup>, Hubertus J.J. van Dam<sup>2</sup> and Chao Yang<sup>1</sup>

<sup>1</sup>Lawrence Berkeley National Laboratory, Computational Research Division, Berkeley, CA, United States of America

<sup>2</sup>Brookhaven National Laboratory, Computational Science Initiative, Upton, NY, United States of America

\*dbwy@lbl.gov

January 8, 2022

## ABSTRACT

The predominance of Kohn-Sham density functional theory (KS-DFT) for the theoretical treatment of large experimentally relevant systems in molecular chemistry and materials science relies primarily on the existence of efficient software implementations which are capable of leveraging the latest advances in modern high performance computing (HPC). With recent trends in HPC leading towards increasing reliance on heterogeneous accelerator based architectures such as graphics processing units (GPU), existing code bases must embrace these architectural advances to maintain the high-levels of performance which have come to be expected for these methods. In this work, we purpose a three-level parallelism scheme for the distributed numerical integration of the exchange-correlation (XC) potential in the Gaussian basis set discretization of the Kohn-Sham equations on large computing clusters consisting of multiple GPUs per compute node. In addition, we purpose and demonstrate the efficacy of the use of batched kernels, including batched level-3 BLAS operations, in achieving high-levels of performance on the GPU. We demonstrate the performance and scalability of the implementation of the purposed method in the NWChemEx software package by comparing to the existing scalable CPU XC integration in NWChem.

**Keywords** density functional theory, graphics processing unit, high-performance computing, parallel computing, quantum chemistry

## 1 Introduction

Kohn-Sham density functional theory (KS-DFT) [35, 41] is unequivocally the computational workhorse of theoretical chemistry and materials design. With the excellent balance of its computational cost to its ability to accurately predict physical phenomena, KS-DFT is nearly without equal in the routine theoretical treatment of large, experimentally relevant systems [69, 82]. A primary factor contributing to the popularity of KS-DFT methods is the existence of highly optimized and scalable software implementations capable of leveraging the latest advances in modern high performance

computing. The existence of such software enables the treatment of increasingly larger and more complicated systems as computing resources become large enough to accommodate them. Historically, these optimizations have amounted to considering the underlying details of homogeneous computing platforms such as shared and distributed memory multi-core central processing unit (CPU) architectures to exploit memory hierarchies, distributed node topology and interconnection, and computing features such as single-instruction multiple data (SIMD) instructions, fused multiply-add (FMA), etc. [9, 48, 17, 59, 13, 37, 10, 67] However, as we approach the exascale computing era, the emergence of more heterogeneous computing architectures render non-trivial the direct application of existing algorithms and code bases to target these complex architectures. As such, for KS-DFT to remain relevant in the age of exascale and post-exascale computing, methods developers must be prepared to embrace these emerging architectures to maintain the high standard of computational performance which has come to be expected.

In recent years, the trajectory of high-performance computing has lead to an increasing reliance on the use accelerators, such as graphics processing units (GPU), to perform the majority of the floating point operations (FLOPs) on new and emerging computing resources [40, 61]. For a detailed treatise on the details and challenges presented by these and other emerging architectures and their use in conjunction with electronic structure calculations, we refer to the work of [28]. In this work, we limit our discussion to the optimization of KS-DFT methods on NVIDIA GPUs (in particular the NVIDIA Tesla V100) using the Compute Unified Device Architecture (CUDA) programming platform [15].

Recently, there has been significant research effort afforded to porting electronic structure software to the GPU [28]. In the case of large scale calculations, much work has gone into the development of massively parallel GPU implementations of methods based on plane wave [38, 52, 79], real-space [3, 31], finite-element [16, 55], and various other discretizations [36, 25, 84, 78] of the Kohn-Sham equations. In this work, we consider the Gaussian basis set discretization of the Kohn-Sham equations [68], which poses a number of challenges for GPU implementations. The majority of these challenges revolve around the computation of molecular integrals over Gaussian basis functions. Of the required integrals, the electron repulsion integrals (ERIs) and the exchange-correlation (XC) potential are among the most costly and the most challenging to port to GPU architectures. Over the years, there has been a considerable amount of research devoted to porting implementations of Gaussian basis set KS-DFT to the GPU [45, 53, 66, 51, 83, 72, 11]; however, the vast majority of this work has been centered around the evaluation and digestion of the ERIs in the construction of the Fock matrix [39, 45, 77, 75, 76, 54, 6, 47]. On the other hand, the XC potential has received much less treatment in the literature in this regard [83, 53, 51]. This disparity is understandable due to the fact that for large systems, the ERI related contributions to the Fock matrix are computationally dominant and the most challenging to parallelize. However, with recent advances in semi-numerical techniques for exact exchange which have shown great promise in early GPU implementations [47], ERI dominated calculations are quickly becoming computationally competitive with the evaluation of the XC potential by current methods. Further, current accounts of GPU implementations of the XC integration have been limited to the devices which are accessible within a particular compute node. To the best of the authors' knowledge, there does not exist a GPU accelerated distributed memory evaluation of the XC potential using Gaussian basis sets as of this report. Thus, in this work, we propose a three-level parallelism scheme for the scalable distributed evaluation of the Gaussian basis XC potential on large clusters of GPUs.

In general, there are a number of important features of GPU architectures one must consider in the development of high-performance software:

- GPU architectures exhibit orders of magnitude more computational threads than CPU architectures, allowing for the expression of massive concurrency within a single GPU device.
- The memory space which is directly accessible to GPU devices is much lower in capacity in comparison with their CPU counterparts (O(16GB-32GB) on the GPU in comparison to upwards of O(1TB) on the CPU).
- Memory access within device memory exhibits a much higher bandwidth than CPU memory (O(900 GB/s) on the GPU in comparison to O(20-50 GB/s) on the CPU).

- Data transfers between host and device memory spaces are low bandwidth ( $O(80 \text{ GB/s})$  with advanced technologies such as NVLink,  $O(35 \text{ GB/s})$  over PCIe), thus data transfers often pose a non-trivial overhead in GPU applications which require movement of large volumes of data.

A consequence of these features is that, despite the large number of threads which are available to the GPU to perform computation, data locality must be carefully tuned to exploit the low capacity device memory as to allow for the expression of concurrency but also to avoid high cost and inherently serial data transfers between host and device. As such, those algorithms which are able to express massive concurrency on local data without being interrupted by synchronization points such as data transfers and memory allocations are typically the best suited for GPU application. A key aspect of the method proposed in this report is the optimization of data movement within the XC integration as to express massive concurrency using data which resides in device memory without transfers between host and device.

Scientific applications often rely on the existence of highly tuned linear algebra libraries (such as vendor implementations of BLAS and LAPACK) to achieve high levels of performance on contemporary and emerging architectures [19]. Over the years, many areas of matrix computation have achieved significant performance improvements through the use of GPU accelerators [44, 23, 34]. However, unless the matrix computations needed by a particular application are large enough as to fully exploit the resources of the device, it is unlikely that single matrix operation such as matrix-matrix multiplication will be able to achieve high computational occupancy on the device. An important achievement in high-performance numerical linear algebra has been the advent of highly-tuned batched implementations of commonly encountered matrix operations, such as matrix-matrix multiplication, triangular factorization, etc [30, 2]. Such batched implementations are provided in both vendor tuned (such as cuBLAS and cuSOLVER provided by NVIDIA) and open source (such as MAGMA [73, 58, 1]) GPU accelerated linear algebra libraries. In these batched implementations, efficiency is achieved by dramatically increasing the throughput of the matrix operations via concurrent execution within a single device. Thus, if an application requires the manipulation of many small matrices in a manner which allows for concurrent execution (such as KS-DFT), large performance improvements can be made by utilizing these batched implementations (see e.g. [55]). GPU accelerated BLAS has previously been used in the context of XC computations [83]. In this work, we examine the use of batched BLAS to further accelerate these operations to improve overall time-to-solution.

This work will be organized as follows. Sections 2.1 and 2.2 will briefly review the pertinent theory and high-level algorithmic constructs related to the XC integration. Section 2.3 will then describe the proposed method for the scalable, three-level parallelism scheme for the distributed XC integration on clusters of GPUs. Section 3 will demonstrate the performance and scalability of the purposed method in comparison to an existing high-performance CPU implementation using a wide range of molecules, basis sets and quadrature sizes. Finally, Sec. 4 will conclude this work and offer insight into the impact of the purposed method and briefly discuss future research directions.

## 2 Methods

### 2.1 Kohn-Sham Density Functional Theory

In KS-DFT, the total electronic energy within a particular density functional approximation (DFA) takes the form [62]

$$\mathcal{E}^{tot} = \mathcal{T}_s + \mathcal{V}_{ne} + \mathcal{J} - c_x \mathcal{K} + \mathcal{E}^{xc}, \quad (1)$$

where  $\mathcal{T}_s$  and  $\mathcal{V}_{ne}$  are the (non-interacting) kinetic and electron-nuclear attraction energies, and  $\mathcal{J}$  and  $\mathcal{K}$  are the classical Coulomb and exact exchange energies, respectively.  $c_x \in \mathbb{R}$  is a parameter which scales the contribution of exact-exchange to the electronic energy.  $c_x = 0$  is used for "pure" DFAs whereas DFAs which uses  $c_x \neq 0$  are referred to as "hybrid" DFAs [8]. Without loss of generality in the following, we will take  $c_x = 0$ , though we note that the algorithms presented in the following sections may also be extended to hybrid methods without modification.  $\mathcal{E}^{xc}$  is the exchange-correlation (XC) energy which is taken to be a functional of the electron density  $\rho : \mathbb{R}^3 \rightarrow \mathbb{R}$ . In this work, we

restrict our discussion to spin-restricted DFAs within the generalized gradient approximation (GGA) [65, 63], i.e.  $\mathcal{E}^{xc}$  is approximated to only depend on  $\rho$  and its gradient  $\nabla\rho : \mathbb{R}^3 \rightarrow \mathbb{R}^3$ . We note for completeness that the information presented in this and the following sections may be extended to both spin-unrestricted and spin-generalized KS-DFT methods as well as more advanced DFAs (such as the meta-GGA) with the addition of only a few intermediates [67, 21]. As  $\nabla\rho$  is a vector valued quantity, and thus dependent on reference frame quantities such as molecular orientation, it is canonical to express  $\mathcal{E}^{xc}$  as

$$\mathcal{E}^{xc} = \int_{\mathbb{R}^3} \varepsilon(\{U(\mathbf{r})\}) \rho(\mathbf{r}) d^3\mathbf{r}, \quad (2)$$

where  $\varepsilon$  is an energy-density which depends on a set of so-called ‘‘U’’-variables,  $\{U(\mathbf{r})\}$ , which are independent of reference frame. Within the GGA, the canonical choice for these variables are  $\{U(\mathbf{r})\} = \{\rho(\mathbf{r}), \gamma(\mathbf{r})\}$  with  $\gamma(\mathbf{r}) = \|\nabla\rho(\mathbf{r})\|$ .

By expanding the density in a finite set of basis functions,  $\mathcal{S} = \{\phi_\mu(\mathbf{r})\}_{\mu=1}^{N_b}$ ,

$$\rho(\mathbf{r}) = \sum_{\mu\nu} P_{\mu\nu} \phi_\mu(\mathbf{r}) \phi_\nu(\mathbf{r}), \quad (3)$$

where  $\mathbf{P}$  is the density matrix, the Kohn-Sham Fock matrix takes the form [62]

$$\mathbf{F} = \mathbf{h} + \mathbf{J} + \mathbf{V}^{xc}. \quad (4)$$

$\mathbf{h}$  is the basis representation of the density independent core Hamiltonian (e.g. the sum of kinetic energy and external potential operators), and  $\mathbf{J}$  is the basis representations of the classical Coulomb operator. Note that we have dropped the exact exchange term in Eq. (1) as we have taken  $c_x = 0$ .  $\mathbf{V}^{xc}$  is the XC potential which may be expressed as [67, 12, 83]

$$V_{\mu\nu}^{xc} = \int_{\mathbb{R}^3} \phi_\mu(\mathbf{r}) Z_\nu(\mathbf{r}) + Z_\mu(\mathbf{r}) \phi_\nu(\mathbf{r}) d^3\mathbf{r}, \quad (5)$$

where

$$Z_\mu(\mathbf{r}) = \frac{1}{2} \frac{\partial \varepsilon(\{U(\mathbf{r})\})}{\partial \rho} \phi_\mu(\mathbf{r}) + 2 \frac{\partial \varepsilon(\{U(\mathbf{r})\})}{\partial \gamma} \nabla \rho(\mathbf{r}) \cdot \nabla \phi_\mu(\mathbf{r}). \quad (6)$$

Note that the partial derivatives of  $\varepsilon$  are to be evaluated with the U-variables calculated at argument of  $Z_\mu$ .

Equations (4) to (6) are general to any (real-valued) basis set expansion. In this work, we consider atomically centered contracted Gaussian basis functions of the form

$$\phi_\mu(\mathbf{r}) = (x - R_x)^l (y - R_y)^m (z - R_z)^n \sum_{\xi=1}^{n_\xi^\mu} d_\xi^\mu \exp\left(-\alpha_\xi^\mu (\mathbf{r} - \mathbf{R}_\mu)^2\right), \quad (7)$$

where  $\mathbf{R}_\mu = \{R_x, R_y, R_z\}$ ,  $n_\xi^\mu$  is the contraction depth,  $d_\xi^\mu$  is a contraction coefficient, and  $L = l + m + n$  is the total angular momentum. Each term in the sum is referred to as a primitive Gaussian function. Contracted basis functions with the same  $L$ ,  $\{d_\xi^\mu\}$ ,  $\{\alpha_\xi^\mu\}$ , and  $\mathbf{R}_\mu$  will be referred to as a basis shell. Functions of the form Eq. (7) are referred to as Cartesian Gaussian functions, and each Cartesian shell with angular momentum  $L$  consists of  $L(L+1)$  functions. For  $L > 1$ , there is often a linear dependency among the functions within each Cartesian shell which may be addressed by transforming these shells to a set of spherical Gaussian functions [70]. Each spherical Gaussian shell consists of  $2L+1$  linearly independent functions. Not all Gaussian basis sets which consist of functions with  $L > 1$  require this transformation to be linearly independent, and we will note when such a transformation has taken place.

## 2.2 Numerical Integration of Molecular Integrands

Even for the simplest forms of  $\varepsilon$ , neither Eq. (2) nor Eq. (5) admit analytic expressions, thus these integrations must be performed numerically. For molecular integrands, i.e. integrands with non-trivial behavior in the vicinity of atomic nuclei in polyatomic systems, a particularly attractive approach is to perform the numerical integration as a sum over

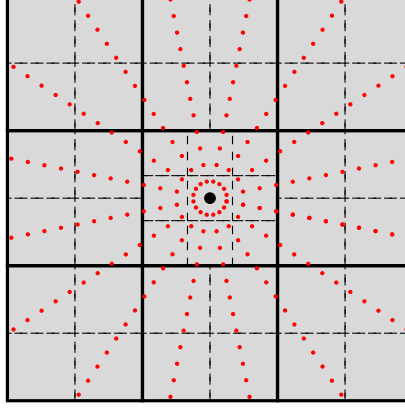


Figure 1: 2-D cross-section of the grid batching scheme used in this work. The large black dot represents an atomic center and the small red dots represent quadrature points for spherical integration. Thick solid lines represent the initial cuboid partition, and dashed lines represent the next partition level. Atomic centered cuboids are partitioned into 27 cubical domains while off-center cuboids are partitioned into octants.

weighted atomic integrands [7]. For a molecular integrand  $f : \mathbb{R}^3 \rightarrow \mathbb{R}$ , we may decompose its integral over  $\mathbb{R}^3$  as

$$\int_{\mathbb{R}^3} f(\mathbf{r}) d^3\mathbf{r} = \sum_{A=1}^{N_A} I_A[f], \quad I_A[f] = \int_{\mathbb{R}^3} p_A(\mathbf{r}) f(\mathbf{r}) d^3\mathbf{r}, \quad (8)$$

where  $N_A$  is the number of atoms, and  $p_A : \mathbb{R}^3 \rightarrow \mathbb{R}$  is an atomic partition function which obeys  $\sum_A p_A(\mathbf{r}) = 1$ ,  $\forall \mathbf{r} \in \mathbb{R}^3$ . Each atomic integrand  $I_A[f]$  may then be approximated by a quadrature rule

$$I_A[f] \approx \sum_{i \in \mathcal{Q}_A} w_i^A f(\mathbf{r}_i^A), \quad w_i^A = p^A(\mathbf{r}_i^A) w_i^q \quad (9)$$

where  $\mathcal{Q}_A = \{(w_i^A, \mathbf{r}_i^A)\}_{i=1}^{N_g^A}$  is a set of quadrature points indexed by  $i$  centered around the  $A$ -th nucleus with atomically-scaled quadrature weights  $w_i^A$ .  $\{w_i^q\}$  is the set of unmodified weights associated with the base quadrature around a particular nucleus. For convenience in the following, we define the total quadrature

$$\mathcal{Q} = \bigcup_A \mathcal{Q}_A = \{(w_i, \mathbf{r}_i)\}_{i=1}^{N_g},$$

where  $N_g = \sum_A N_g^A$  is the total number of grid points needed to perform the numerical integration over the molecular integrand. Note that  $w_i$  is assumed to have the proper atomic scaling per Eq. (9).

There are many possible choices for both the atomic partitioning scheme [7, 71, 4, 46] and base quadratures around each atomic center [7, 57, 56, 4, 74, 27]. In this work, we will use the following:

- For the atomic partition function, we will use the scheme proposed by of Stratmann, Scuseria and Frisch (SSF) [71].
- For the base atomic quadrature, we will use a spherical product grid consisting of the Mura-Knowles (MK) quadrature [56] for the radial integration and the Lebedev-Laikov quadrature [49] for the angular integration.

These schemes are chosen in part for the simplicity and robustness, as well as their standard use in industry KS-DFT software. Further, while it is standard practice to perform angular grid pruning to reduce the number of grid points in these product quadratures [26, 14, 46], we perform no such procedure here. We note that the methodological details presented in this work are largely independent of such choices.

**Algorithm 1:** Basis Shell Screening via Cuboid-Sphere Intersection

**Input** : Sphere center  $\mathbf{R}_\mu = \{R_x, R_y, R_z\}$ , sphere radius  $r_\mu^{cut}$ , minimum (maximum) vertex defining the cuboid  $V = \{V_x, V_y, V_z\}$  ( $W = \{W_x, W_y, W_z\}$ ).

**Output** : **True** if the cuboid and sphere spatially intersect, **False** otherwise.

$d \leftarrow (r_\mu^{cut})^2$

**for**  $p \in \{x, y, z\}$  **do**

**if**  $R_p < V_p$  **then**  $d \leftarrow d - (R_p - V_p)^2$

**else if**  $R_p > W_p$  **then**  $d \leftarrow d - (R_p - W_p)^2$

**end**

**return** ( $d < 0$ )

It is well known that a naive application of Eqs. (8) and (9) to evaluate  $\mathbf{V}^{xc}$  and  $\mathcal{E}^{xc}$  is very inefficient [71]. This is due to the fact that while Gaussian functions of the form Eq. (7) do not admit compact support, their exponential character yields numerically negligible contributions when evaluated far from their center. As such, Gaussians of this form may be approximated to have compact support on a sphere centered at their  $\mathbf{R}_\mu$  with cutoff radius [12]

$$r_\mu^{cut} = \max_\xi \sqrt{\frac{1}{\alpha_\xi^\mu} \left( \frac{\ln \alpha_\xi^\mu}{2} - \ln \eta \right)}, \quad (10)$$

where  $\eta$  is a tolerance for which  $|\phi_\mu| < \eta$  for all points outside of the sphere. In this work, we have chosen  $\eta = 10^{-10}$ . Remark that the cutoff radius only depends on the exponential coefficients, and thus may be calculated at the level of basis shell rather than individual functions for  $L > 0$ . Given this cutoff criteria, one may form a list of basis shells which are non-negligible for each quadrature point. Rather than check each individual quadrature points against  $r_\mu^{cut}$  for each basis shell's cutoff radius, it is canonical to group quadrature points which are spatially close into batches and perform the coarse-grained screening for non-negligible basis shells at the batch level rather than the quadrature points themselves. This procedure is known as micro-batching [71] and is one of the primary mechanisms by which linear scaling (with respect to system size) is achieved in the evaluation of the XC potential. There are several ways to obtain the quadrature batches [71, 12, 53]. In this work, we recursively subdivide the domain spanned by the quadrature points into cuboids until the number of quadrature points within each cuboid is below a certain threshold. In this work, we have chosen this threshold to be 512 quadrature points. In practice, this partitioning scheme produces batches similar to the octree method of [53]. However, rather than bisecting every domain into octants, cuboids which contain an atomic center are partitioned into 27 cuboids as shown in Fig. 1. Our experiments show that this procedure produces fewer batches with the same non-negligible shell list which in turn improves the performance of the load balancing scheme discussed later in this section. However, much like the choice of atomic quadrature and partition functions, the choice of batching scheme does not effect the methodological details presented in this work just as long as the batches produced are able to produce sufficiently short lists of non-negligible basis shells. For a total quadrature  $\mathcal{Q}$ , we denote the set of quadrature batches produced by this procedure as  $\mathcal{B} = \{\mathcal{B}_j\}$  such that

$$\mathcal{Q} = \bigcup_{\mathcal{B}_j \in \mathcal{B}} \mathcal{B}_j, \quad \text{s.t.} \quad \mathcal{B}_j \cap \mathcal{B}_k = \emptyset, \text{ for } j \neq k. \quad (11)$$

In the case where the batches are defined by non-overlapping cuboids surrounding an atomic center, basis shell screening may be accomplished by calculating the point of closest approach between the cuboid defining the batch and the spheres defined by center  $\mathbf{R}_\mu$  and radius  $r_\mu^{cut}$  [5]. A description of this procedure is given in Alg. 1. For  $\mathcal{B}_j \in \mathcal{B}$ , we define the list of non-negligible basis functions for  $\mathcal{B}_j$  as  $\mathcal{S}_j$ , the number of non-negligible basis functions as  $N_b^j = |\mathcal{S}_j|$ , and the number of quadrature points in the batch as  $N_g^j = |\mathcal{B}_j|$ .

Another advantage of quadrature batching is the ability to cast the evaluation of  $\mathbf{V}^{xc}$  and  $\mathcal{E}^{xc}$  in terms of efficient level-1 BLAS operations such as dot products (DOT) and level-3 BLAS operations such as matrix-matrix multiplication (GEMM) and symmetric rank-2K updates (SYR2K). For a particular batch  $\mathcal{B}_j$ , we may define a batch collocation matrix ( $\Phi^j$ ) and a local density matrix ( $\mathbf{P}^j$ ) as

$$\Phi_{\mu i}^j = \begin{cases} \phi_\mu(\mathbf{r}_i), & \text{for } i \in \mathcal{B}_j \text{ and } \mu \in \mathcal{S}_j \\ 0, & \text{otherwise.} \end{cases} \quad (12a)$$

$$P_{\mu\nu}^j = \begin{cases} P_{\mu\nu}, & \text{for } \mu, \nu \in \mathcal{S}_j \\ 0, & \text{otherwise.} \end{cases} \quad (12b)$$

In the following, we will refer to the extent to which  $\Phi^j$  and  $\mathbf{P}^j$  are numerically zero due to basis function screening as their local sparsity. This yields the following expressions for the density and its gradient evaluated on the quadrature points within  $\mathcal{B}_j$ ,

$$\rho_i^j = \sum_{\mu \in \mathcal{S}_j} \Phi_{\mu i}^j X_{\mu i}^j, \quad (\text{DOT}) \quad (13)$$

$$\nabla \rho_i^j = 2 \sum_{\mu \in \mathcal{S}_j} \nabla \Phi_{\mu i}^j X_{\mu i}^j, \quad (\text{DOT}) \quad (14)$$

$$\mathbf{X}^j = \mathbf{P}^j \Phi^j. \quad (\text{GEMM}) \quad (15)$$

It should be understood from the context that the free index  $i$  is restricted to quadrature points in  $\mathcal{B}_j$ . Given these expressions, we may now express the XC related quantities as [67]

$$\mathcal{E}^{xc} = \sum_{\mathcal{B}_j \in \mathcal{B}} \sum_{i \in \mathcal{B}_j} \varepsilon_i^j \rho_i^j, \quad (\text{DOT}) \quad (16)$$

$$V_{\mu\nu}^{xc} = \sum_{\mathcal{B}_j \in \mathcal{B}} V_{\mu\nu}^j, \quad (17)$$

$$\mathbf{V}^j = \mathbf{Z}^j \Phi^{j,T} + \Phi^j \mathbf{Z}^{j,T}, \quad (\text{SYR2K}) \quad (18)$$

with

$$\varepsilon_i^j = w_i \varepsilon(\{U(\mathbf{r}_i)\}), \quad \frac{\partial \varepsilon_i^j}{\partial \rho} = w_i \frac{\partial \varepsilon(\{U(\mathbf{r}_i)\})}{\partial \rho}, \quad \frac{\partial \varepsilon_i^j}{\partial \gamma} = w_i \frac{\partial \varepsilon(\{U(\mathbf{r}_i)\})}{\partial \gamma}, \quad (19)$$

$$Z_{\mu i}^j = \frac{1}{2} \frac{\partial \varepsilon_i^j}{\partial \rho} \Phi_{\mu i}^j + 2 \frac{\partial \varepsilon_i^j}{\partial \gamma} (\nabla \rho_i^j \cdot \nabla \Phi_{\mu i}^j). \quad (20)$$

For brevity in the following, we define for  $i \in \mathcal{B}_j$

$$\boldsymbol{\rho}^j = \{\rho_i^j\}, \quad \nabla \boldsymbol{\rho}^j = \{\nabla \rho_i^j\}, \quad \boldsymbol{\varepsilon}^j = \{\varepsilon_i^j\}, \quad \boldsymbol{\varepsilon}_\rho^j = \left\{ \frac{\partial \varepsilon_i^j}{\partial \rho} \right\}, \quad \boldsymbol{\varepsilon}_\gamma^j = \left\{ \frac{\partial \varepsilon_i^j}{\partial \gamma} \right\}. \quad (21)$$

As written, the GEMM and SYR2K given in Eqs. (15) and (18) are block sparse level-3 BLAS operations, i.e. BLAS operations involving matrices which contain many blocks which are numerically zero. To avoid performing unnecessary FLOPs in the evaluation of these intermediates, it is possible to store the batch local matrices in Eqs. (12), (15) and (18) in a compressed format which stores the blocks corresponding to non-negligible basis shells contiguously and explicitly removes the zeros from related computation [71]. A pictorial representation of this matrix compression for the density matrix is given in Fig. 2. We note for completeness that the forms of Eqs. (15) and (18) do not change under this compression, but the sizes of the free indices (as well as the contracted index in the case of Eq. (15)) are reduced. To avoid a full decompression of the batched  $\mathbf{V}^j$  intermediates, Eq. (17) may be implemented by simply incrementing the

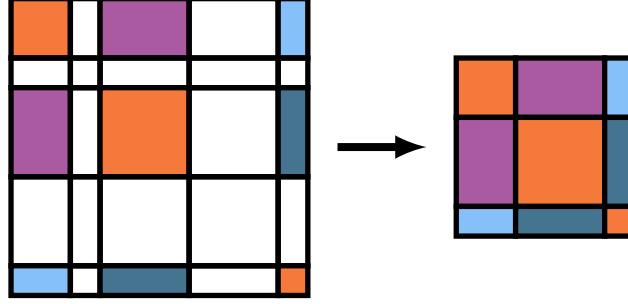


Figure 2: Batch matrix compression scheme for operator basis representations relative to non-negligible function indices. Colored tiles represent matrix elements which are to be included in the compressed matrix, and white tiles represent matrix elements which are to be neglected. Note that these do not necessarily correspond to zeros / non-zeros in the original matrix.

blocks of the full dimensional  $\mathbf{V}^{xc}$  by the corresponding blocks of  $\mathbf{V}^j$  for each  $j$ . Note that compression of  $\Phi^j$ ,  $\mathbf{X}^j$ , and  $\mathbf{Z}^j$  need not be explicit in that they may be evaluated directly in compressed form.

### 2.3 Distributed Parallel Implementation on Clusters of GPU Accelerators

In this section, we propose a three-level parallelism scheme for the distributed evaluation of  $\mathbf{V}^{xc}$  and  $\mathcal{E}^{xc}$ . A schematic representation of this procedure is given in Alg. 2. For simplicity in the following discussion, we will assume MPI message passing for distributed computation. Parallelism will be expressed at the following levels:

1. concurrent evaluation of the quadrature batches between independent computing ranks,
2. concurrent evaluation of the quadrature batches assigned to a particular computing rank,
3. and concurrency within the evaluation of a particular quadrature batch to evaluate terms such as the atomically-scaled quadrature weights, batch collocation and local density matrices, the level-3 BLAS operations of Eqs. (15) and (18), etc.

In the context of the batching scheme discussed in Sec. 2.2, ensuring proper local sparsity in the batch local  $\mathbf{P}^j$  and  $\Phi^j$  typically generates a large number of relatively small batches which must be evaluated. As the work required to evaluate a single  $\mathcal{B}_j$  is typically small, distributing its evaluation would be inefficient. Given that  $\mathbf{P}$  and  $\mathbf{V}^{xc}$  can be replicated in the memory spaces accessible to each the compute rank, the evaluation of each quadrature batch requires no communication. Thus the fully distributed numerical integration of the XC quantities may be performed with only a single distributed reduction (MPI\_Reduce or MPI\_Allreduce) following completely independent local computation. We note for posterity that this replication need not constitute a unique copy of these matrices for each compute rank, only that these matrices are accessible from each rank, e.g. in the case of partitioned global address space (PGAS) distributed memory models such as the one provided by the GlobalArrays library, it would be sufficient to keep a single copy of these matrices within the memory accessible to a single compute node. However, in this work, we do not explore the use of PGAS memory models, thus the replication will be performed at the rank level.

#### 2.3.1 Distributed Load Balance in the XC Integration

Despite this embarrassingly parallel integration procedure, care must be taken to ensure load balance among the independent ranks as the variance in the computational work required between different batches is often quite large due to differences in local sparsity and batch sizes. The simplest choice to distribute this work would be to distribute the batches at the atomic quadrature level, i.e. each rank receives the quadrature batches generated from a particular atomic quadrature. However, this scheme can lead to load imbalance as the local sparsity of the atoms far from the center of mass can often be much larger than those which are surrounded by other atoms. In this work, we choose to distribute



**Algorithm 2:** Parallelism Scheme for the Evaluation of the XC Potential and XC Energy**Input** : Density matrix  $\mathbf{P}$ , basis functions  $\mathcal{S}$  and atomic centers  $\mathcal{A} = \{\mathbf{R}_A\}$ .**Output** : XC potential  $\mathbf{V}^{xc}$ , XC energy  $\mathcal{E}^{xc}$ .

---

```

2.1  $\mathcal{B}_{local} \leftarrow$  Form balanced local batches according to Alg. 3. (host)
2.2 Perform device allocation. (host/device)
2.3 Send constant data (e.g.  $\mathbf{P}$ ,  $\mathcal{S}$ , and  $\mathcal{A}$ ) to the device. (host/device)
2.4  $\mathbf{V}_{local} \leftarrow 0$ ;  $\mathcal{E}_{local} \leftarrow 0$ . (device)
do
2.5  $\mathcal{B}_{device} \leftarrow$  Determine subset of  $\mathcal{B}_{local}$  to saturate device memory (host)
2.6  $\mathcal{B}_{local} \leftarrow \mathcal{B}_{local} \setminus \mathcal{B}_{device}$  (host)
2.7 Pack  $\mathcal{B}_{device}$  contiguously on host and send to device. (host/device)
2.8 Update  $\mathbf{V}_{local}$  and  $\mathcal{E}_{local}$  by  $\mathcal{B}_{device}$  according to Alg. 4. (device)
while  $\mathcal{B}_{local} \neq \emptyset$ ;
2.9 Retrieve  $\mathbf{V}_{local}$  and  $\mathcal{E}_{local}$  from device (host/device)
2.10 (All) reduce  $\mathcal{E}^{xc} \leftarrow \mathcal{E}_{local}$  (host)
2.11 (All) reduce  $\mathbf{V}^{xc} \leftarrow \mathbf{V}_{local}$  (host)
return  $(\mathbf{V}^{xc}, \mathcal{E}^{xc})$ 

```

---

the work at the individual batch level by approximating the FLOPs incurred by each batch,

$$W_j = N_g^j \left( N_A^2 + 9N_b^j + 2(N_b^j)^2 + 3 \right) + (N_b^j)^2. \quad (22)$$

Note that  $W_j$  does not represent the true number of FLOPs required to evaluate intermediates associated with  $\mathcal{B}_j$ , e.g. we do not consider FLOP estimates for evaluation of the exponential in Eq. (7), nor screening in the evaluation of the atomic weight scaling, etc. However,  $W_j$  has empirically sufficed to produce balanced distributed computation for all problems considered. A schematic for the load balance scheme used in this work is given in Alg. 3. There are two important remarks that should be understood from Alg. 3. The first is that it requires no communication between independent ranks, i.e. the load balance is replicated on each processor. The second is that once the set of local batches  $\mathcal{B}_{local}$  has been determined for each processor, batches with the same  $\mathcal{S}_j$  are merged into a single batch (Line 3.11). The rationale behind this step is to avoid polluting the device memory with redundant copies of  $\mathbf{P}^j$  and  $\mathbf{V}^j$ .

While Alg. 3 could be implemented on the GPU, as has been discussed in the context of batch generation in related work [53], we do not explore such implementations in this work. To improve the performance of the CPU implementation of Alg. 3, the loop around the atomic quadrature batches may be parallelized using shared memory parallelism schemes such as OpenMP. Further, as has been suggested by others [83], the cost of grid generation may be amortized in calculations involving many Fock matrix formations with the same nuclear geometry by forming it once for the formation of the first Fock matrix and reusing it for subsequent formations. As will be demonstrated in Sec. 3, Alg. 3 only becomes a computational bottleneck in the strong scaling limit for medium-to-large molecular systems.

### 2.3.2 Local XC Integration on the GPU

Up to this point, the discussed work distribution scheme has been largely independent of whether or not the evaluation of local quadrature batches is to be performed on the host or the device. In this work, we only consider the case where a single MPI rank is driving a single device (one-to-one), i.e. we do not consider device affinities of multiple MPI

**Algorithm 3:** Quadrature Batch Load Balance for Distributed XC Integration**Input** : Basis functions  $\mathcal{S}$  and atomic centers  $\mathcal{A} = \{\mathbf{R}_A\}$ .**Output** : Local quadrature batches  $\mathcal{B}_{local}$ .

---

```

3.1  $myRank \leftarrow$  Current MPI rank.
3.2 Compute  $\{r_\mu^{cut}\}$  via Eq. (10) for  $\phi_\mu \in \mathcal{S}$ .
3.3  $\mathcal{W} \leftarrow$  Allocate an array of size of the number MPI ranks.
3.4  $\mathcal{W} \leftarrow 0$ ;  $\mathcal{B}_{local} \leftarrow \emptyset$ 
  for  $\mathbf{R}_A \in \mathcal{A}$  do
3.5    $\mathcal{Q}_A \leftarrow$  Form spherical quadrature around  $\mathbf{R}_A$ .
3.6    $\mathcal{B}_A \leftarrow$  Generate batches from  $\mathcal{Q}_A$ .
     for  $\mathcal{B}_j \in \mathcal{B}_A$  do
3.7      $\mathcal{S}_j \leftarrow$  Select from  $\mathcal{S}$  the non-negligible basis functions via Alg. 1 with the cuboid enclosing  $\mathcal{B}_j$  and the spheres
        defined by  $\{\mathbf{R}_\mu\}$  and  $\{r_\mu^{cut}\}$ .
3.8      $W_j \leftarrow$  Compute work estimate for  $\mathcal{B}_j$  via Eq. (22).
3.9      $I \leftarrow$  Find rank with minimum workload from  $\mathcal{W}$ .
3.10     $W_I \leftarrow W_I + W_j$ .
        if  $I = myRank$  then  $\mathcal{B}_{local} \leftarrow \mathcal{B}_{local} \cup \{\mathcal{B}_j\}$ .
     end
  end
3.11  $\mathcal{B}_{local} \leftarrow$  Merge  $\mathcal{B}_j \in \mathcal{B}_{local}$  with the same  $\mathcal{S}_j$ .

return  $\mathcal{B}_{local}$ 

```

---

ranks driving a single device (many-to-one) nor a single MPI rank driving multiple devices (one-to-many). The method proposed could be extended to one-to-many device affinities through an additional invocation of Alg. 3 to produce balanced quadrature batches which are to be executed on a particular device. However, in the strong scaling limit, it would be unlikely that this affinity would be resource efficient due to a decrease in work assigned to any particular compute rank.

**Architecture of NVIDIA Tesla V100** The GPU targeted in this work is the NVIDIA Tesla V100-SXM2 using the CUDA programming environment. However, the methodological developments described in this work may be extended to any GPU device given a software stack which provides batched BLAS functionality. The V100 is equipped with 16GB high-bandwidth global memory and 80 streaming multiprocessors (SM). Within the CUDA model, independent tasks are launched in the form of kernels and concurrency on the device is expressed in a four level parallelism scheme:

- At the lowest level is the GPU thread which executes instructions issued by the SM.
- In contrast to CPU architectures, where all threads may execute more or less independently, the overhead of instruction issuance is mitigated on GPU devices in part by issuing a single instruction to multiple threads which execute in lock step. This is known as single-instruction multiple thread (SIMT) concurrency, and the collection of threads which execute in this manner is known as a *warp* in the CUDA vernacular. On the V100, a warp consists of 32 threads.
- Warps are then collected into groups called thread blocks which may share data and be mutually synchronized. Thread blocks are typically comprised of 256-1024 threads which execute independently at the warp level.

- Thread blocks are further grouped into process grids which are specified at the time that the kernel is launched. A kernel has completed once all the thread blocks in its specified process grid have finished executing.

For a kernel launched with a particular process grid, thread blocks are scheduled and executed concurrently among the different SM's. Ordering of kernel execution on CUDA devices is achieved by a software construct known as a stream: kernels launched on the same stream are guaranteed to be executed in the order with which they were specified. For kernels which are designed not to achieve full occupancy within the SM, it is possible to overlap independent kernel invocations on separate streams. In this work, however, the kernels developed are designed to achieve high occupancy within each SM, thus the potential for overlap of independent kernels is minimal. Another consideration one must account for within the SIMT execution model is the concept of warp divergence, i.e. kernels which execute different instructions within a particular warp. Due to the SIMT execution model, instructions must be executed at the warp level, thus if branch logic causes the warp to diverge into  $N$  unique instructions, the execution time of this kernel will be roughly the sum of the execution times for the individual instructions, thus reducing the parallel efficiency of the particular kernel. Such divergence can lead to significant performance degradation. As such, one must carefully design GPU kernels such that unique instructions which are desired to execute concurrently are executed along (or near) warp boundaries to avoid such degradation.

**Data Locality** The algorithm presented in this work aims to maximize the potential for concurrency in the evaluation of the local quadrature batches by minimizing synchronization points, such as data transfers and memory allocations, which hinder the ability to express concurrency. As the computational work required to evaluate any particular quadrature batch is small, concurrency is achieved by batching the evaluation of the quadrature batches on the GPU. This approach has been inspired by GPU accelerated batched BLAS operations which achieve high throughput by batching the evaluation of small matrix operations into a single kernel launch [30, 2]. Given that the data associated with a particular  $\mathcal{B}_j$  must reside in device memory for it to be processed (quadrature points and weights,  $\mathcal{S}_j$ ,  $\Phi^j$ ,  $\mathbf{P}^j$ ,  $\mathbf{Z}^j$ , etc.), the approach taken in this work is to saturate the device memory with as many quadrature batches as possible as to allow for their concurrent evaluation. Note that this approach does not change the amount of data that must be transferred between host and device throughout the XC integration, but it does reduce the frequency and improve the performance of these data transfers by saturating the bandwidth between host and device while allowing for the expression of more concurrency on the device between data transfers. In the case when all of the quadrature batches are unable to simultaneously occupy the device memory, subsets of the local quadrature batches which saturate device memory are chosen to be executed concurrently until all batches have been processed. A depiction of this procedure is given in Lines 2.5 to 2.8. The performance of these data transfers may be further improved in Line 2.7 by packing the batch data contiguously into page-locked memory (as is produced by `cudaMallocHost` in the CUDA SDK) on the host. In addition, rather than perform numerous memory allocations and deallocations between processing subsets of local quadrature batches, the cost of device memory allocation may be amortized by preallocating a large fraction of available device memory at the beginning of the XC integration and manually managing memory allocation throughout the calculation (Line 2.2). Note that a vast majority of the data associated with a particular  $\mathcal{B}_j$  need not be referenced on the host nor transferred between host and device. In essence, the only batch specific data that need be transferred between host and device for a particular  $\mathcal{B}_j$  are its quadrature points and weights, the information pertaining to the atomic center which generated that batch (for the evaluation of the atomic partition function), and the information describing  $\mathcal{S}_j$ . All other data may be allocated and manipulated directly on the device.

In addition to batch specific data which must reside in device memory, there are a number of other quantities which are unrelated to a particular batch that are useful to store in device memory to avoid host-device transfers and to exploit the high-bandwidth memory which is common on contemporary devices. These quantities include  $\mathbf{P}$ ,  $\mathcal{S}$  and things such as the atomic positions, inter-nuclear distances, etc. For example, in cases where  $\mathbf{P}$  can reside in memory, the packing of batch local  $\mathbf{P}^j$  may be made very efficient by limiting data transfers to be internal to the device memory (i.e. device memory copies). In addition, it is also advantageous to store local contributions to  $\mathbf{V}^{xc}$  and  $\mathcal{E}^{xc}$  on the device as to avoid communication of intermediate data between the evaluation of batch subsets on the device. We note that even for

**Algorithm 4:** Concurrent Evaluation of Quadrature Batches on a GPU Device

**Input** : Quadrature batches  $\mathcal{B}$ , density matrix  $\mathbf{P}$ , XC potential  $\mathbf{V}^{xc}$ , and XC energy  $\mathcal{E}^{xc}$  all in device memory.

**Output** :  $\mathbf{V}^{xc}$  and  $\mathcal{E}^{xc}$  updated by quadrature contributions from  $\mathcal{B}$

```

parallel for  $\mathcal{B}_j \in \mathcal{B}$  do
4.1   | Update quadrature weights by atomic partition function.
4.2   |  $\mathbf{P}^j \leftarrow$  Compress batch local density matrix from  $\mathbf{P}$ .
4.3   |  $(\Phi^j, \nabla \Phi^j) \leftarrow$  Evaluate compressed batch local collocation matrix and its gradient given  $\mathcal{S}_j$ .
end

4.4  $\{\mathbf{X}^j\} \leftarrow$  Concurrent evaluation of Eq. (15) for all  $\Phi^j$  and  $\mathbf{P}^j$  via VB-GEMM.

parallel for  $\mathcal{B}_j \in \mathcal{B}$  do
4.5   |  $(\rho^j, \nabla \rho^j) \leftarrow$  Evaluate  $\rho$  and  $\nabla \rho$  via Eqs. (13) and (14).
4.6   |  $(\epsilon^j, \epsilon_\rho^j, \epsilon_\gamma^j) \leftarrow$  Evaluate XC functional and its derivatives according to Eq. (19).
4.7   | Update  $\mathcal{E}^{xc}$  according to Eq. (16).
4.8   |  $\mathbf{Z}^j \leftarrow$  Eq. (20).
end

4.9  $\{\mathbf{V}^j\} \leftarrow$  Concurrent evaluation of Eq. (18) for all  $\Phi^j$  and  $\mathbf{Z}^j$  via VB-SYR2K.

parallel for  $\mathcal{B}_j \in \mathcal{B}$  do
4.10  | Update  $\mathbf{V}^{xc}$  by  $\mathbf{V}^j$  via Eq. (17).
end

```

the largest problem considered in this work (1231 atoms,  $N_b = O(10,000)$ ), both  $\mathbf{V}^{xc}$  and  $\mathbf{P}$  may reside simultaneously in device memory while leaving enough additional memory for batch specific data as to allow for enough concurrency to be resource efficient on the device. For hypothetical problems for which this is not possible, the packing of  $\mathbf{P}^j$  and the increment of  $\mathbf{V}^j$  can be performed on the host at the cost of significant performance degradation. We do not explore such implementations here.

**Batch Execution of Quadrature Batches on the GPU** Given a set of quadrature batches which saturate device memory, Alg. 4 depicts a general outline of the concurrency pattern for their simultaneous evaluation on a single device. Algorithm 4 exhibits a number of important features which warrant brief discussion. The first is the utilization of batched level-3 BLAS primitives for the concurrent evaluation of Eqs. (15) and (18) for all batches that reside in device memory (Lines 4.4 and 4.9). An important remark related to this batched BLAS invocation is that the batch local matrices are often not of uniform dimension for all batches in device memory. As such, they may not be implemented by uniform batched BLAS implementations, such as those provided by cuBLAS. In this work, we have used the variable-dimension batched (or “vbatched”) GEMM (VB-GEMM) and SYR2K (VB-SYR2K) implementations from the MAGMA [73, 58, 1] library to perform these batched evaluations. Another important feature of Alg. 4 is that, while the order of operations within the various **parallel for** loops are indicative of the order with which the various tasks are executed at a high level, each of these tasks represent individual kernels for which concurrency between the separate  $\mathcal{B}_j$ ’s occurs at the thread block level. That is to say that each kernel invocation performs the **parallel for** loop as a batched invocation for each task individually. As has been discussed in similar work [47], these operations could also be scheduled on different streams to achieve concurrency in batch execution. We do not explore such implementations in this work. Finally, much like the batched BLAS invocations which are designed to express concurrency both within a

Table 1: Molecule Sizes and Basis Dimensions

Molecule	$N_A$	$N_b / 6\text{-}31\text{G(d)}$	$N_b / \text{cc-pVDZ}$
Taxol	110	1013	1099
Valinomycin	168	1350	1542
Olestra	453	3181	3840
Ubiquitin	1231	10292	11577

Table 2: Atomic Quadrature Sizes

Grid	$N_{ang}$	$N_{rad}$	$N_g^A$
FG	302	75	22650
UFG	590	99	58410
SFG	974	175	170450

matrix operation and between matrix operations themselves, each kernel invocation for the XC specific tasks in Alg. 4 is designed to express concurrency within each task as well. Each batch-local task is designed to occupy a subset of the process grid while evaluation of each batch local task is performed independently on separate subsets within the same kernel launch. In practice, this may implemented using multi-dimensional kernel launches within the CUDA framework.

While GPU accelerated BLAS functionality may be provided by optimized third-party libraries, as of this work there does not exist standard GPU implementations of the remainder of the operations required for the XC integration. As such, they must be implemented and optimized by hand. The details of such implementations are outside the scope of this work as they are largely dependent on the data structures used in a particular software. However, there a few important details related to the algorithmic choices used in this work which warrant brief discussion. In the context of the evaluation of  $\Phi^j$  on the device, we adopt a simple strategy which assigns the evaluation of a single contracted basis shell at a particular point to a single thread, i.e. we do no express concurrency in the evaluation of the exponential factors of the primitive Gaussians. Care is taken in the implementation presented in this work to minimize the chance of warp divergence by assigning evaluations of the same basis shell at various quadrature points to the same warp (i.e. to minimize the frequency of divergence in the sum of Eq. (7) with functions of differing  $n_\xi^\mu$ ). We will demonstrate the efficacy of this simple strategy in Sec. 3.

A major difference in the work presented here relative to existing methods for GPU XC integration [83, 53] is the strategy for the evaluation of  $\epsilon^j$  and its functional derivatives on the device. On the CPU, there are several standard libraries, such as LIBXC [50] and XCFun [22], which implement a vast number of XC functionals which are commonly used in KS-DFT calculations. Some work [53] has been dedicated to porting all, or portions of these libraries to the GPU, including an initial implementation of porting LIBXC to CUDA in the development version of the library itself. However, there does not exist a mature, high-performance GPU interface for these libraries at this time. To ensure the highest performance possible, the approach taken in this work has been to develop an open-source library, ExchCXX [80], which provides the necessary functionality. ExchCXX is a modern C++ library which implements a commonly used subset of XC functionals for evaluation on the host or device though a simple, common API. We note that the numerical expressions for the XC functionals implemented in ExchCXX have been taken directly from LIBXC and have been demonstrated to produce numerically indistinguishable results.

We note for posterity that, in previous work [83], the use of single precision and mixed precision arithmetic has been shown to further improve the performance of GPU accelerated XC integration. However, as the performance gap between single and double precision arithmetic on GPU hardware has been closing in recent years [15], all calculations performed in this work use strictly double-precision arithmetic.

### 3 Results

In essence, the method proposed and implemented in this work (Alg. 2) is composed of three computationally dominant phases:

1. a load balancing phase which is replicated on all MPI ranks (Alg. 3),
2. a local integration phase which is executed on the device (Alg. 4),
3. and a reduction phase which combines the locally computed XC quantities in distributed memory to produce the final integration results.

In this section, we examine various performance characteristics of these phases as implemented in the open-source NWChemEx software package [42]. In addition, we compare the performance and scaling of this implementation to that of an analogous scalable CPU implementation in the open-source NWChem software package [4]. We have chosen to examine the performance of the purposed method as applied to 4 molecules: Taxol, Valinomycin, Olestra, and Ubiquitin; and 2 basis sets: 6-31G(d) [18, 24, 29, 32, 33] and cc-pVDZ [20, 81], to provide a performance characterization for systems with a wide range of size, spacial extent and basis dimension. The geometries and references for this structures are included in the Supplemental Information. All calculations were performed using the PBE GGA XC functional [64]. Calculations involving the 6-31G(d) basis set were performed using Cartesian Gaussian functions, while those involving cc-pVDZ were performed using spherical Gaussian functions. A list of data relevant to the performance of calculations involving these systems can be found in Tab. 1. In addition, we have examined the use of 3 commonly encountered atomic quadrature sizes: the fine (FG), ultra-fine (UFG) and super-fine (SFG) grids, as described in Tab. 2.

All calculations have been performed on the Summit supercomputer at the Oak Ridge Leadership Computing Facility (OLCF). Each Summit node consists of 2 IBM POWER9 CPUs (2x21 @ 3.8 GHz) and 6 NVIDIA Tesla V100 GPUs. To enable a fair comparison between NWChem and NWChemEx, each Summit node has been subdivided into 6 equally sized "resource sets" consisting of 7 CPU cores and 1 GPU. For calculations involving NWChemEx, concurrency in the CPU execution will be performed in shared memory to adhere to the one-to-one CPU-to-GPU affinity previously discussed, i.e. 1 MPI rank with 7 shared memory threads driving a single GPU. Note that CPU parallelism is only utilized in the generation of the local quadrature batches as discussed in Sec. 2.3.1, and the launching of kernels to execute Alg. 4 on the GPU is performed in serial.

Calculations involving NWChem were performed using a locally modified copy of release version 7.0.0. Code modifications were limited to ensuring that the radial scaling factors of the MK radial quadrature produced identical atomic quadratures to those in NWChemEx. Further, NWChem DFT calculations were performed with grid pruning disabled and using the SSF atomic partitioning scheme. Note that while the quadratures are identical between the two codes, NWChem exhibits a number of algorithmic differences with those presented in this work. These include additional density and weight screening techniques within each quadrature batch. However, these steps only improve the observed performance in NWChem, thus do not detract from the performance comparisons made in this work. To ensure that we are comparing with consistent, replicatable performance in NWChem, all calculations have been performed using converged density matrices. Each resource set will consist of 7 MPI ranks for calculations involving NWChem as, with the exception of the atomic weight scaling, its implementation of the XC integration does not exploit shared memory parallelism. Further, we note that the use of the GlobalArrays library [60, 43] in NWChem yields that one MPI rank per physical node will be used as a progress rank for remote memory access rather than performing computation related to the XC integration.

Both NWChem and NWChemEx were compiled using the GNU 8.1.0 compiler suite (gcc, g++, gfortran) to compile host code using high levels of compiler optimization (-O3 -mcpu=native -mtune=native -ffast-math). The device code in NWChemEx was compiled using the NVIDIA CUDA compiler (nvcc) as provided in the CUDA SDK (version 10.1.105). Analogous optimization flags (-O3 --use-fast-math) as well as architecture specific flags to generate optimized binaries for CUDA compute capability 7.0 (-gencode sm\_70,compute\_70) were used in the

Table 3: Aggregate wall times for computationally intensive operations of XC integration for the various problems considered. All times are given in seconds and  $N_{sat}$  is the number of times the device memory was saturated in Alg. 2 to complete the integration.

Molecule	Basis	Grid	$N_{sat}$	Load Balance	(%)	Local Integration	(%)	Other	(%)	Total
Taxol	6-31G(d)	FG	1	0.073	(17.49)	0.310	(73.99)	0.036	(8.52)	0.419
		UFG	2	0.145	(15.50)	0.746	(79.59)	0.046	(4.91)	0.937
		SFG	3	0.252	(15.76)	1.30	(80.84)	0.055	(3.41)	1.60
	cc-pVDZ	FG	1	0.075	(14.62)	0.399	(77.59)	0.040	(7.79)	0.514
		UFG	2	0.153	(13.70)	0.918	(82.12)	0.047	(4.18)	1.12
		SFG	3	0.268	(13.26)	1.68	(83.24)	0.071	(3.50)	2.02
Valinomycin	6-31G(d)	FG	1	0.128	(14.74)	0.685	(79.14)	0.053	(6.12)	0.865
		UFG	3	0.259	(15.79)	1.33	(80.95)	0.054	(3.26)	1.64
		SFG	5	0.446	(14.98)	2.45	(82.21)	0.084	(2.81)	2.98
	cc-pVDZ	FG	2	0.136	(12.17)	0.916	(82.27)	0.062	(5.55)	1.11
		UFG	3	0.274	(11.99)	1.96	(85.74)	0.052	(2.27)	2.29
		SFG	6	0.474	(11.09)	3.70	(86.61)	0.098	(2.30)	4.27
Olestra	6-31G(d)	FG	2	0.433	(23.60)	1.20	(65.45)	0.201	(10.95)	1.84
		UFG	5	0.872	(23.48)	2.65	(71.39)	0.191	(5.13)	3.72
		SFG	9	1.49	(21.79)	5.14	(75.13)	0.211	(3.08)	6.84
	cc-pVDZ	FG	3	0.481	(19.87)	1.68	(69.48)	0.258	(10.66)	2.42
		UFG	6	0.953	(19.59)	3.63	(74.57)	0.284	(5.83)	4.87
		SFG	11	1.63	(18.54)	6.92	(78.53)	0.259	(2.94)	8.82
Ubiquitin	6-31G(d)	FG	22	3.12	(10.94)	22.5	(78.90)	2.89	(10.15)	28.5
		UFG	45	6.01	(10.84)	47.5	(85.70)	1.92	(3.46)	55.4
		SFG	84	10.2	(9.94)	90.2	(87.82)	2.30	(2.24)	103
	cc-pVDZ	FG	30	3.44	(7.83)	38.2	(86.96)	2.29	(5.21)	43.9
		UFG	61	6.64	(7.50)	79.6	(89.80)	2.40	(2.71)	88.6
		SFG	111	11.2	(7.04)	145	(90.90)	3.30	(2.07)	160

compilation of device code. NWChem was linked to the serial version of the IBM Engineering Scientific Software Library (ESSL version 6.1.0) for POWER9 optimized BLAS functionality. GPU accelerated batched BLAS was provided by the MAGMA library (version 2.5.1) while non-batched BLAS for operations such as dot products was provided by the cuBLAS library from the NVIDIA CUDA SDK.

### 3.1 Integration Performance on GPU Devices

First, we examine the performance characteristics of Alg. 2 on a single Summit node. This treatment allows us to examine the effects of molecule size, basis dimension and quadrature size on overall GPU performance separately from scaling in a distributed setting. Strong scaling of the purposed method, as well as its comparison to NWChem will be presented in the following subsection. An overall component analysis of the timings on a single Summit node is given in Tab. 3. The wall times presented in Tab. 3 are aggregated over the entire XC integration, i.e. for the local integration, the times presented are representative of the sum of all invocations which saturate device memory ( $N_{sat}$ ). Further, we note that these times also include the contiguous host packing and host-device transfer of batch data (i.e. all operations contained in the loop over quadrature batches in Alg. 2). In addition, the times presented for load balancing include all operations in Alg. 3, i.e. batch generation and the course-grained screening of basis shells at the batch level. As these calculations were performed within a single Summit node, the reduction phase is not explicitly considered in Tab. 3, but its contributions are included in the times labeled "Other". As expected, although Alg. 3 is executed on the host in this work, the dominant computational phase for these calculations was the local integration. Further, we note that the overall cost of Alg. 3 for a particular molecule / grid pair is largely independent on basis size but scales linearly with respect to grid size for a particular molecule / basis pair. The result of this is that the relative cost of load balancing is reduced as basis size increases. However, while this cost is not dominant at low processor counts, it will be demonstrated to be dominant in the strong scaling limit in the following subsection.

In this work, we focused on two algorithmic motifs that are important for the XC integration on the GPU:

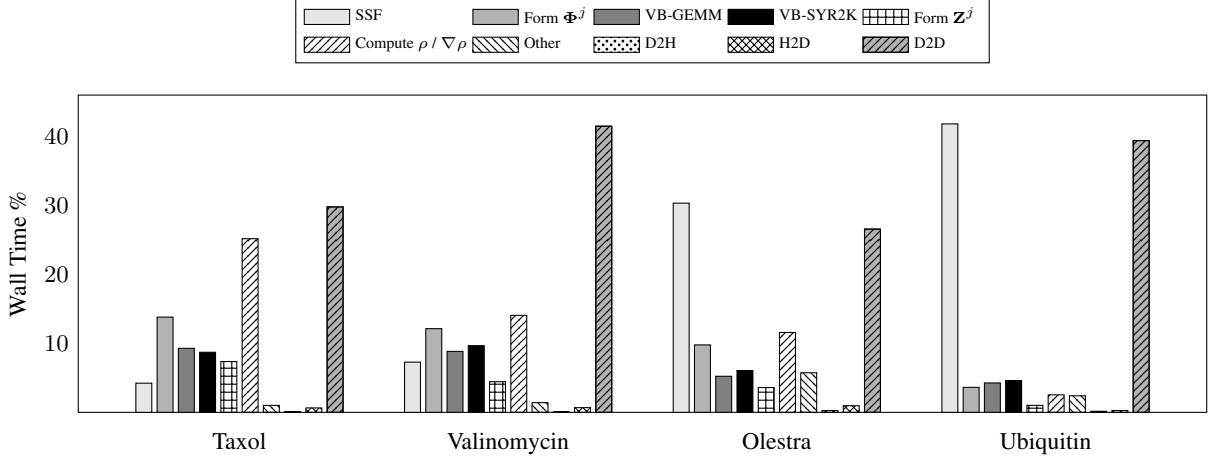


Figure 3: Wall time percentages for various operations in the XC integration involving the GPU. Includes host-to-device (H2D), device-to-host (D2H) and device-to-device (D2D) transfers.

1. optimizing data locality to minimize the overhead of low-bandwidth data transfers between host and device and to maximize the potential to express concurrency without synchronization,
2. and batching together the evaluation of small tasks on the device through the use of kernels which express concurrency both within a quadrature batch and between batches to improve throughput on the device.

To demonstrate the efficacy of these motifs, we examine the relative costs of the various compute and memory intensive operations incurred by the various kernels during the local integration on the device. Due to the fact that GPU computation is generally asynchronous with respect to host computation, care must be taken in accruing accurate performance data relating to individual kernels as to not impede computational progress on the device. For this purpose, we have utilized the NVIDIA profiler `nvprof` to obtain kernel level performance metrics. A summary of the overall time spent on various operations involving the GPU for the UFG basis and 6-31G(d) basis set is provided in Fig. 3.

There are a number of important features exemplified in the results presented in Fig. 3. The first is that saturating the device memory to ensure data locality all but removes the cost of host-to-device (H2D) and device-to-host (D2H) data transfers, yielding  $< 1\%$  of the overall computational cost combined for all problems considered. For the smaller test cases (Taxol and Valinomycin), the GPU implementation is dominated by the evaluation of  $\rho / \nabla \rho$  and device-to-device (D2D) memory transfers. For the larger test cases (Olestra and Ubiquitin), the integration is dominated by the evaluation of the SSF atomic partition weights and D2D memory transfers. We note for clarity that the D2D transfers are intra-GPU device memory copies, not inter-GPU communication. The times for the evaluation of the XC functional on the device are not explicitly shown in Fig. 3 as they are negligibly small. They are however included in the “Other” timing accumulations.

A somewhat unexpected result is the dominant cost posed by intra-GPU D2D transfers for all problems considered. The D2D timings including the packing of Eq. (12b), the incrementing of Eq. (17), and various other small D2D transfers such as those involving storage of the basis functions, etc. This result is unexpected due to the high-bandwidth of memory transfers within device memory. To further examine the details of this unexpected dominant cost, Fig. 4 shows the achieved memory read and write throughputs for the intra-GPU data transfers incurred by the batch kernels which implement Eqs. (12b) and (17). These achieved throughputs are compared to the peak bandwidth of DDR4 (CPU) memory: 50 GB/s. For these kernels, we are able to achieve a memory throughput of  $O(100 \text{ GB/s})$  for data writes and between 50-70 GB/s for data reads, with the throughput for data reads decreasing with increasing system size. This decrease in data read throughput with system size is likely due to memory bank conflicts arising from multiple GPU threads accessing the same memory address simultaneously. Although these kernels are not able to achieve



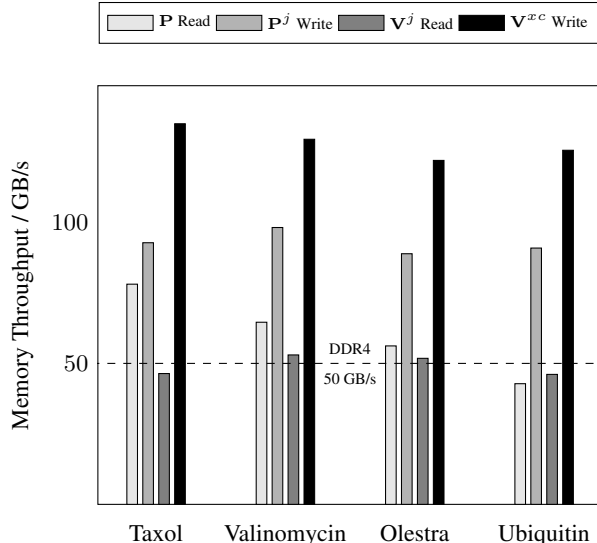


Figure 4: Achieved memory throughput for dominant D2D data transfers in the XC integration compared to the peak DDR4 bandwidth in host memory.

memory throughput reflective of peak device memory bandwidth (900 GB/s) due to their access of non-coalesced, non-contiguous memory, they far exceed the throughput which would be achievable in CPU memory. Further, as the memory footprint of these packed matrices are among the largest in the purposed method, exploiting intra-GPU memory transfers avoids additional H2D and D2H transfers which would pose nontrivial costs due to their low bandwidth.

To demonstrate the efficacy of the batched kernels proposed in this work, Figs. 5 and 6 illustrate the capability of these kernels to efficiently exploit the resources of the device. These figures present the efficiency of the batched kernels in two regimes. The SM efficiency Fig. 5 illustrates the efficiency of the kernels at the SM level by calculating the percentage of time each SM has at least one active warp executing instructions. The warp execution efficiency Fig. 6 illustrates their efficiency at the warp level by calculating the percentage of active threads within each warp in the issuance of any particular instruction in the kernel execution. Deviations from 100% in the SM efficiency indicate that the SM is sitting idle due to some sort of contention, e.g. warp divergence, while deviations in the warp execution efficiency indicate that some warps have diverged such that the SM is only able to execute instructions to some subset of the threads within these diverged warps, reducing overall parallel efficiency. These performance measurements were obtained by the `nvprof` profiler metrics `sm_efficiency` and `warp_execution_efficiency`, respectively. As we can see, both the MAGMA provided batched BLAS and the hand optimized XC integration kernels developed for this work are able to achieve high SM efficiency, i.e. the SM is occupied and issuing instructions a high percentage of the time. With the exception of the SSF weights kernel, each of the batched kernels also exhibits an excellent warp execution efficiency ( $> 90\%$ ), which means that there are not typically a large number of warp divergences in the execution of these kernels. The relatively low (60%-70%) warp execution efficiency of the SSF kernels is due to the screening of weight partitions by the SSF scheme, i.e. adjacent quadrature points often follow different branch logic in the screening procedure. Note that the high SM and warp execution efficiencies for the kernel responsible for the batched evaluation of  $\Phi^j$  by the simple method proposed in this work, combined with its relatively low cost percentage ( $> 20\%$ ) for all problems considered, indicate that further optimization of this kernel by more advanced techniques would likely not yield a large impact on overall wall time.

### 3.2 Strong Scaling

The primary goal of this work has been to provide a scalable implementation of the XC integration. As such, we examine the strong scaling the proposed method in comparison with the CPU implementation in NWChem. Strong

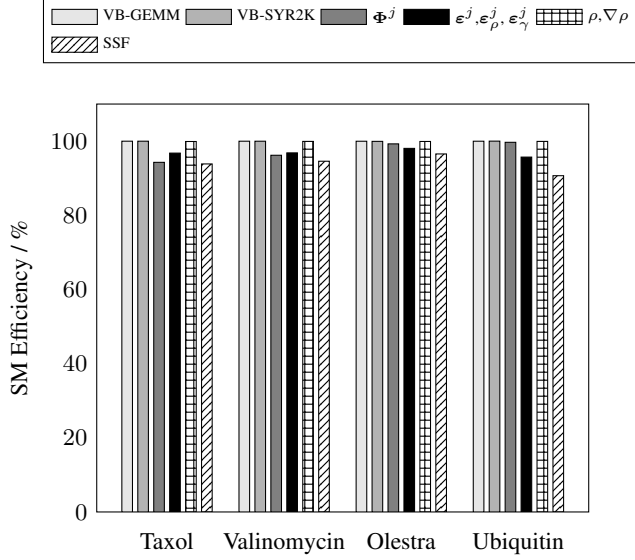


Figure 5: Achieved SM efficiency for batched kernels in the XC integration.

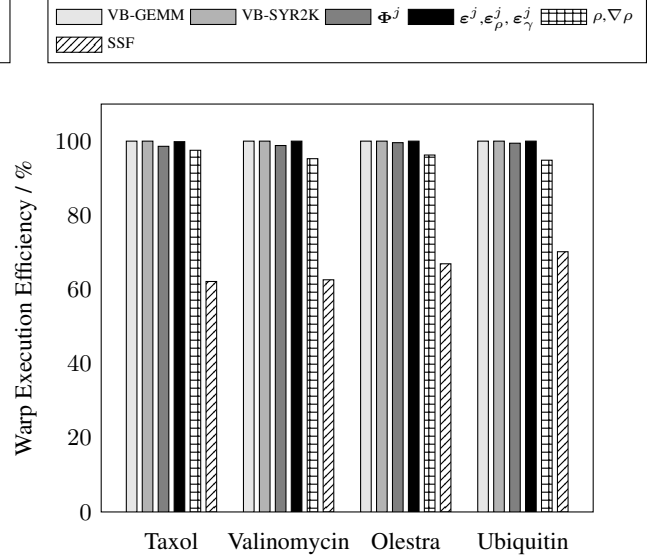


Figure 6: Achieved warp execution efficiency for batched kernels in the XC integration.

scaling results for the CPU and GPU XC integrations using the 6-31G(d) basis and UFG quadrature are given in Fig. 7. The wall times presented in Fig. 7 only include those operations that are required to perform the XC integration; wall times for the allocation of device memory in the NWChemEx results have been removed. For the smallest problems (Taxol and Valinomycin), both NWChem and NWChemEx exhibit near linear strong scaling out to 4 Summit nodes (168 MPI ranks in the case of NWChem, and 24 GPUs in the case of NWChemEx). For largest problems (Olestra and Ubiquitin), linear strong scaling is exhibited up to 8 Summit nodes (48 GPUs) in the case of NWChemEx and 16 nodes (336 MPI ranks) in the case of NWChem. The relative speedups of NWChemEx over NWChem for the considered systems in the 6-31G(d) basis set is given in Fig. 8. For all but the largest problem (Ubiquitin), speedups over 10x are observed over the CPU implementation at all resource set counts. For the smallest problems with the smallest grid size (FG), speedups of  $\sim 100x$  are observed when run on a small number of resource sets. The degradation in speedup as a function in quadrature size is due to the aforementioned differences in weight and density screening techniques between NWChem and NWChemEx. The magnitude of these speedups decrease as the amount of resources increase. This is especially the case for Ubiquitin, where a speedup of  $\sim 10x$  is observed at a single Summit node, but this speed up falls to nearly 2.5x in the strong scaling limit. To better understand the stagnation of strong scaling in this case, it is necessary to examine the scaling of the individual components of the XC integration.

Figure 9 shows the timings for various components of the GPU XC integration for considered systems. Rather than examine the scaling for each of the considered systems, we choose to profile the largest of the small sized problems (Valinomycin), and the largest problem (Ubiquitin) as representative test cases. As can be seen in Fig. 9, the local integration scales linearly for all processor counts considered. As the local integration scales linearly, stagnation is not due to a lack of sufficient work to occupy the GPU, but rather due to the increasing cost of the MPI reduction and the constant cost of replicating Alg. 3 on all resource sets. This scaling behavior could be further improved by porting Alg. 3 to the GPU, however, in the case of large processor counts, the reduction becomes competitive with Alg. 3, thus it would be unlikely to demonstrate any qualitatively different scaling behavior in this regime.

## 4 Conclusion

In this work, we have proposed and implemented a three-level, GPU-based parallelism scheme for the distributed numerical integration of the XC potential and energy required for the evaluation of the Fock matrix in the Gaussian

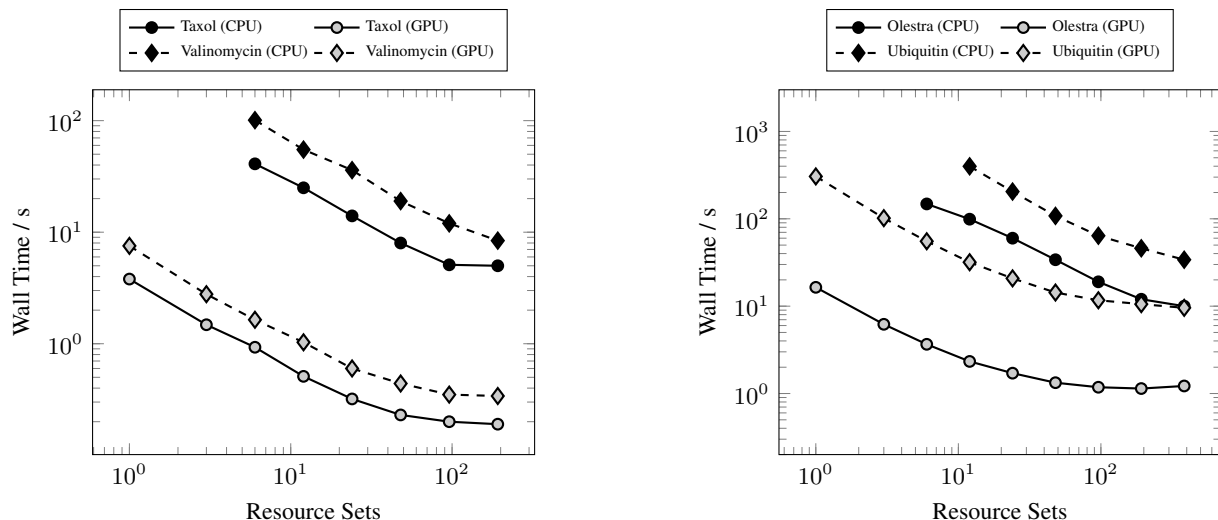


Figure 7: Strong scaling comparisons for the CPU (NWChem) and GPU (NWChemEx) implementations of the XC integration. Timings for both NWChem and NWChemEx include all steps in the XC integration (batch generation, weight scaling, local integration and reduction).

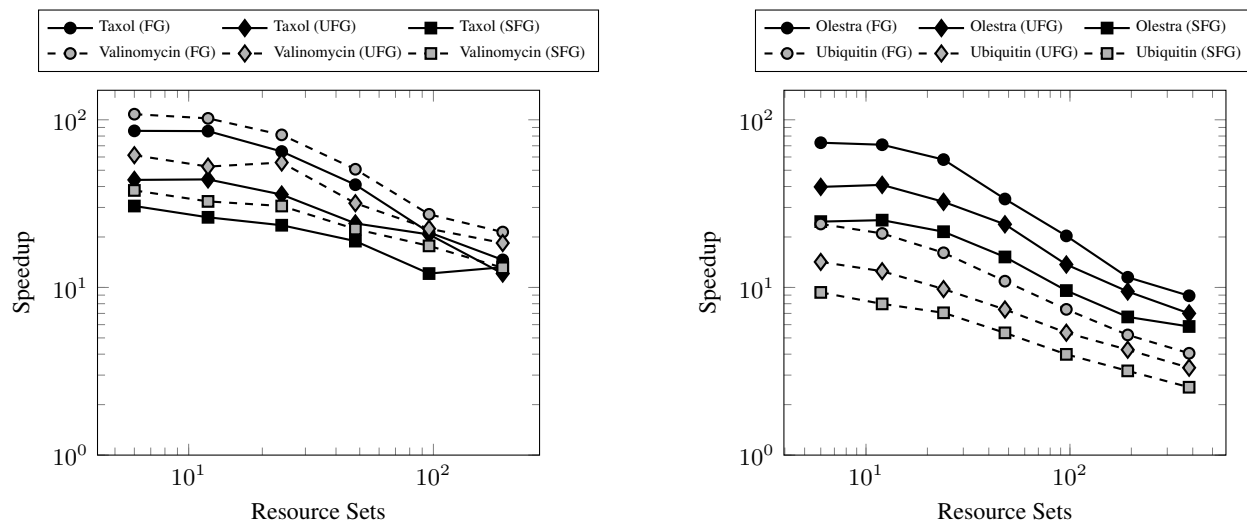


Figure 8: Achieved speedups of the GPU (NWChemEx) implementation over the CPU (NWChem) implementation of the XC integration for the 6-31G(d) basis set.

basis discretization of KS-DFT. In addition to the development of a simple load balancing scheme, the method proposed in this work for the evaluation of local integration quantities emphasizes the use of batched kernel invocations to achieve high throughput in the evaluation of localized quadrature batches on the GPU. This approach was motivated by the recent advent of GPU accelerated batched BLAS kernels which have seen wide adoption in many GPU applications. We have demonstrated the proposed load balancing scheme produces linear strong scaling in the local integration of XC quantities for the problems considered. Further we have validated the efficacy of the use of batched kernels, including the use of batched GEMM and SYR2K, by demonstrating the ability of these kernels to achieve excellent efficiency on the NVIDIA Tesla V100 for a wide range of molecular systems, basis sets and quadrature sizes.

The largest deficiency in the current work is the restricted implementation of the GPU related techniques to NVIDIA GPUs and the CUDA SDK. As of this work, emerging architectures are increasingly relying upon other GPU vendors (AMD, Intel, etc) which would render direct application of the current implementation impossible. However, the

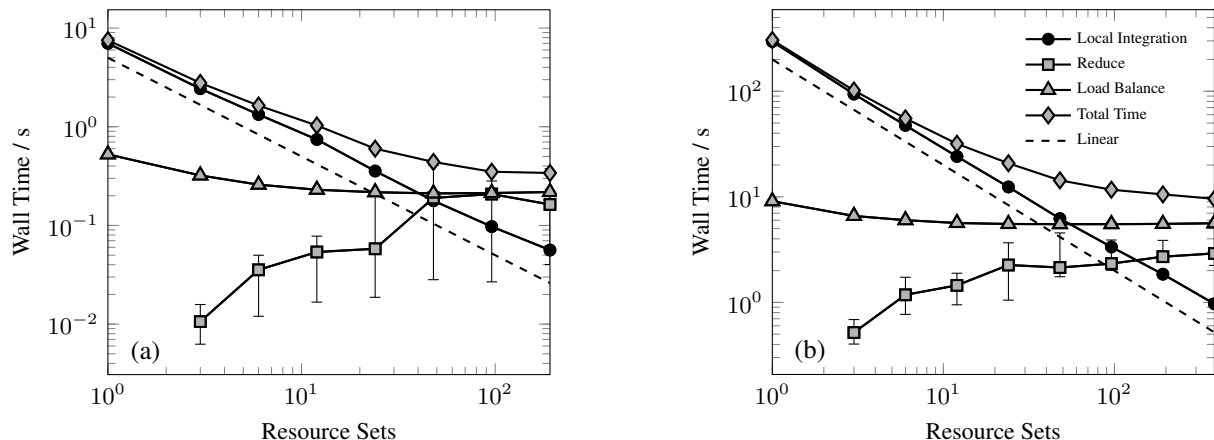


Figure 9: Strong scaling of individual components of the XC Integration for Valinomycin (a) and Ubiquitin (b) in comparison to total execution time. Error bars represent min/max times and solid markers represent average wall time over all resource sets.

principles of batched kernel evaluation may be extended to many if not all GPU devices. Thus, as has been explored in the context of related implementations of seminumerical exchange calculations [47], future work will focus on the *portable* implementation of the scalable GPU method presented in this work.

We have implemented the proposed method in the open-source NWChemEx software package and have demonstrated speedups between 10x-100x over the analogous CPU implementation in NWChem. However, in the strong scaling limit, the proposed replicated load balance scheme and distributed reduction of XC integrands become computationally dominant which causes early stagnation relative to the linearly scaling local integration on the GPU. As has been demonstrated in related work [53], porting the batch generation and screening procedure to the GPU would help mitigate the strong scaling stagnation, though the asymptotic bottleneck of the distributed reduction would still remain. With the one-to-one CPU-to-GPU affinity discussed in this work, the computational cost of the MPI reduction could be reduced through the use of remote memory access (RMA) to exploit shared memory spaces and void explicit data communication. As the local integration scales linearly out to very large processor and GPU counts, further improvements in these non-GPU aspects of the XC integration would drastically improve the strong scaling of the proposed methods. Such improvements will be explored in future work.

## 5 Acknowledgments

The authors would also like to thank Eduardo Aprà and Ajay Panyala of the Pacific Northwest National Laboratory (PNNL) for insightful discussions regarding DFT calculations and code modifications related to the NWChem software package to enable meaningful comparisons with the methods presented in this work. This research was supported by the Exascale Computing Project (17-SC-20-SC), a collaborative effort of the U.S. Department of Energy Office of Science and the National Nuclear Security Administration. This research used resources of the Oak Ridge Leadership Computing Facility, which is a DOE Office of Science User Facility supported under Contract DE-AC05-00OR22725.

## References

- [1] ABDEFATTAH, A., BABOULIN, M., DOBREV, V., DONGARRA, J., EARL, C., FALCOU, J., HAIDAR, A., KARLIN, I., KOLEV, T., MASLIAH, I., AND TOMOV, S. High-Performance Tensor Contractions for GPUs. Tech. Rep. UT-EECS-16-738, 01-2016 2016.

- [2] ABDELFATTAH, A., HAIDAR, A., TOMOV, S., AND DONGARRA, J. Performance, design, and autotuning of batched gemm for gpus. In *High Performance Computing* (2016), J. M. Kunkel, P. Balaji, and J. Dongarra, Eds., Springer International Publishing, pp. 21–38.
- [3] ANDRADE, X., AND ASPURU-GUZIK, A. Real-space density functional theory on graphical processing units: Computational approach and comparison to gaussian basis set methods. *Journal of Chemical Theory and Computation* 9, 10 (2013), 4360–4373. PMID: 26589153.
- [4] APRÀ, E., BYLASKA, E. J., DE JONG, W. A., GOVIND, N., KOWALSKI, K., STRAATSMA, T. P., VALIEV, M., VAN DAM, H. J. J., ALEXEEV, Y., ANCHELL, J., ANISIMOV, V., AQUINO, F. W., ATTA-FYNN, R., AUTSCHBACH, J., BAUMAN, N. P., BECCA, J. C., BERNHOLDT, D. E., BHASKARAN-NAIR, K., BOGATKO, S., BOROWSKI, P., BOSCHEN, J., BRABEC, J., BRUNER, A., CAUËT, E., CHEN, Y., CHUEV, G. N., CRAMER, C. J., DAILY, J., DEEGAN, M. J. O., DUNNING, T. H., DUPUIS, M., DYALL, K. G., FANN, G. I., FISCHER, S. A., FONARI, A., FRÜCHTL, H., GAGLIARDI, L., GARZA, J., GAWANDE, N., GHOSH, S., GLAESEMANN, K., GÖTZ, A. W., HAMMOND, J., HELMS, V., HERMES, E. D., HIRAO, K., HIRATA, S., JACQUELIN, M., JENSEN, L., JOHNSON, B. G., JÓNSSON, H., KENDALL, R. A., KLEMM, M., KOBAYASHI, R., KONKOV, V., KRISHNAMOORTHY, S., KRISHNAN, M., LIN, Z., LINS, R. D., LITTLEFIELD, R. J., LOGSDAIL, A. J., LOPATA, K., MA, W., MARENICH, A. V., MARTIN DEL CAMPO, J., MEJIA-RODRIGUEZ, D., MOORE, J. E., MULLIN, J. M., NAKAJIMA, T., NASCIMENTO, D. R., NICHOLS, J. A., NICHOLS, P. J., NIEPLOCHA, J., OTERO-DE-LA ROZA, A., PALMER, B., PANYALA, A., PIROJSIRIKUL, T., PENG, B., PEVERATI, R., PITNER, J., POLLACK, L., RICHARD, R. M., SADAYAPPAN, P., SCHATZ, G. C., SHELTON, W. A., SILVERSTEIN, D. W., SMITH, D. M. A., SOARES, T. A., SONG, D., SWART, M., TAYLOR, H. L., THOMAS, G. S., TIPPARAJU, V., TRUHLAR, D. G., TSEMEKHMAN, K., VAN VOORHIS, T., VÁZQUEZ-MAYAGOITIA, A., VERMA, P., VILLA, O., VISHNU, A., VOGIATZIS, K. D., WANG, D., WEARE, J. H., WILLIAMSON, M. J., WINDUS, T. L., WOLIŃSKI, K., WONG, A. T., WU, Q., YANG, C., YU, Q., ZACHARIAS, M., ZHANG, Z., ZHAO, Y., AND HARRISON, R. J. Nwchem: Past, present, and future. *The Journal of Chemical Physics* 152, 18 (2020), 184102.
- [5] ARVO, J. *Graphics gems II*. Elsevier, 2013.
- [6] ASADCHEV, A., ALLADA, V., FELDER, J., BODE, B. M., GORDON, M. S., AND WINDUS, T. L. Uncontracted ryd quadrature implementation of up to g functions on graphical processing units. *Journal of Chemical Theory and Computation* 6, 3 (2010), 696–704. PMID: 26613300.
- [7] BECKE, A. D. A multicenter numerical integration scheme for polyatomic molecules. *The Journal of Chemical Physics* 88, 4 (1988), 2547–2553.
- [8] BECKE, A. D. Density-functional thermochemistry. iii. the role of exact exchange. *The Journal of Chemical Physics* 98, 7 (1993), 5648–5652.
- [9] BELLING, T., GRAUSCHOPF, T., KRÜGER, S., MAYER, M., NÖRTEMANN, F., STAUFER, M., ZENGER, C., AND RÖSCH, N. Quantum chemistry on parallel computers: Concepts and results of a density functional method. In *High Performance Scientific and Engineering Computing* (Berlin, Heidelberg, 1999), H.-J. Bungartz, F. Durst, and C. Zenger, Eds., Springer Berlin Heidelberg, pp. 441–455.
- [10] BROWN, P., WOODS, C., MCINTOSH-SMITH, S., AND MANBY, F. R. Massively multicore parallelization of kohn-sham theory. *Journal of Chemical Theory and Computation* 4, 10 (2008), 1620–1626. PMID: 26620168.
- [11] BROWN, P., WOODS, C. J., MCINTOSH-SMITH, S., AND MANBY, F. R. A massively multicore parallelization of the kohn-sham energy gradients. *Journal of Computational Chemistry* 31, 10 (2010), 2008–2013.
- [12] BUROW, A. M., AND SIERKA, M. Linear scaling hierarchical integration scheme for the exchange-correlation term in molecular and periodic systems. *Journal of Chemical Theory and Computation* 7, 10 (2011), 3097–3104. PMID: 26598153.
- [13] BYLASKA, E. J., JACQUELIN, M., DE JONG, W. A., HAMMOND, J. R., AND KLEMM, M. Performance evaluation of nwchem ab-initio molecular dynamics (aimd) simulations on the intel® xeon phi™ processor. In

- High Performance Computing* (Cham, 2017), J. M. Kunkel, R. Yokota, M. Tauber, and J. Shalf, Eds., Springer International Publishing, pp. 404–418.
- [14] CHIEN, S.-H., AND GILL, P. M. W. Sg-0: A small standard grid for dft quadrature on large systems. *Journal of Computational Chemistry* 27, 6 (2006), 730–739.
  - [15] COOK, S. *CUDA Programming: A Developer’s Guide to Parallel Computing with GPUs*, 1st ed. Morgan Kaufmann Publishers Inc., San Francisco, CA, USA, 2012.
  - [16] DAS, S., MOTAMARRI, P., GAVINI, V., TURCK SIN, B., LI, Y. W., AND LEBACK, B. Fast, scalable and accurate finite-element based ab initio calculations using mixed precision computing: 46 pflops simulation of a metallic dislocation system. In *Proceedings of the International Conference for High Performance Computing, Networking, Storage and Analysis* (New York, NY, USA, 2019), SC ’19, Association for Computing Machinery.
  - [17] DE JONG, W. A., BYLASKA, E., GOVIND, N., JANSSEN, C. L., KOWALSKI, K., MÜLLER, T., NIELSEN, I. M., VAN DAM, H. J., VERYAZOV, V., AND LINDH, R. Utilizing high performance computing for chemistry: parallel computational chemistry. *Physical Chemistry Chemical Physics* 12, 26 (2010), 6896–6920.
  - [18] DITCHFIELD, R., HEHRE, W. J., AND POPLE, J. A. Self-consistent molecular-orbital methods. ix. an extended gaussian-type basis for molecular-orbital studies of organic molecules. *J. Chem. Phys.* 54 (1971).
  - [19] DONGARRA, J. J., DUFF, I. S., SORESENSEN, D. C., AND VAN DER VORST, H. A. *Numerical Linear Algebra for High-Performance Computers*. Society for Industrial and Applied Mathematics, 1998.
  - [20] DUNNING, T. H. Gaussian basis sets for use in correlated molecular calculations. i. the atoms boron through neon and hydrogen. *J. Chem. Phys.* 90 (1989).
  - [21] EGIDI, F., SUN, S., GOINGS, J. J., SCALMANI, G., FRISCH, M. J., AND LI, X. Two-component noncollinear time-dependent spin density functional theory for excited state calculations. *Journal of Chemical Theory and Computation* 13, 6 (2017), 2591–2603. PMID: 28481542.
  - [22] EKSTRÖM, U. XCFun: A library of exchange-correlation functionals with arbitrary-order derivatives, May 2020. <https://doi.org/10.5281/zenodo.3796573>.
  - [23] FATAHALIAN, K., SUGERMAN, J., AND HANRAHAN, P. Understanding the efficiency of gpu algorithms for matrix-matrix multiplication. In *Proceedings of the ACM SIGGRAPH/EUROGRAPHICS conference on Graphics hardware* (2004), pp. 133–137.
  - [24] FRANCL, M. M., PIETRO, W. J., HEHRE, W. J., BINKLEY, J. S., GORDON, M. S., DEFREES, D. J., AND POPLE, J. A. Self-consistent molecular orbital methods. xxiii. a polarization-type basis set for second-row elements. *J. Chem. Phys.* 77 (1982).
  - [25] GENOVESE, L., OSPICI, M., DEUTSCH, T., MÉHAUT, J.-F., NEELOV, A., AND GOEDECKER, S. Density functional theory calculation on many-cores hybrid central processing unit-graphic processing unit architectures. *The Journal of Chemical Physics* 131, 3 (2009), 034103.
  - [26] GILL, P. M., JOHNSON, B. G., AND POPLE, J. A. A standard grid for density functional calculations. *Chemical Physics Letters* 209, 5 (1993), 506 – 512.
  - [27] GILL, P. M. W., AND CHIEN, S.-H. Radial quadrature for multiexponential integrands. *Journal of Computational Chemistry* 24, 6 (2003), 732–740.
  - [28] GORDON, M. S., BARCA, G., LEANG, S. S., POOLE, D., RENDELL, A. P., GALVEZ VALLEJO, J. L., AND WESTHEIMER, B. Novel computer architectures and quantum chemistry. *The Journal of Physical Chemistry A* 124, 23 (2020), 4557–4582. PMID: 32379450.
  - [29] GORDON, M. S., BINKLEY, J. S., POPLE, J. A., PIETRO, W. J., AND HEHRE, W. J. Self-consistent molecular-orbital methods. 22. small split-valence basis sets for second-row elements. *J. Am. Chem. Soc.* 104 (1982).

- [30] HAIDAR, A., DONG, T., LUSZCZEK, P., TOMOV, S., AND DONGARRA, J. Batched matrix computations on hardware accelerators based on gpus. *The International Journal of High Performance Computing Applications* 29, 2 (2015), 193–208.
- [31] HAKALA, S., HAVU, V., ENKOVAARA, J., AND NIEMINEN, R. Parallel electronic structure calculations using multiple graphics processing units (gpus). In *Applied Parallel and Scientific Computing* (Berlin, Heidelberg, 2013), P. Manninen and P. Öster, Eds., Springer Berlin Heidelberg, pp. 63–76.
- [32] HARIHARAN, P. C., AND POPLE, J. A. The influence of polarization functions on molecular orbital hydrogenation energies. *Theor. Chim. Acta* 28 (1973).
- [33] HEHRE, W. J., DITCHFIELD, R., AND POPLE, J. A. Self-consistent molecular orbital methods. xii. further extensions of gaussian-type basis sets for use in molecular orbital studies of organic molecules. *J. Chem. Phys.* 56 (1972).
- [34] HERAULT, T., ROBERT, Y., BOSILCA, G., AND DONGARRA, J. Generic matrix multiplication for multi-gpu accelerated distributed-memory platforms over parsec. In *2019 IEEE/ACM 10th Workshop on Latest Advances in Scalable Algorithms for Large-Scale Systems (Scala)* (2019), IEEE, pp. 33–41.
- [35] HOHENBERG, P., AND KOHN, W. Inhomogeneous electron gas. *Phys. Rev.* 136 (Nov 1964), B864–B871.
- [36] HUHN, W. P., LANGE, B., ZHE YU, V. W., YOON, M., AND BLUM, V. Gpu acceleration of all-electron electronic structure theory using localized numeric atom-centered basis functions. *Computer Physics Communications* 254 (2020), 107314.
- [37] JACQUELIN, M., DE JONG, W., AND BYLASKA, E. Towards highly scalable ab initio molecular dynamics (aimd) simulations on the intel knights landing manycore processor. In *2017 IEEE International Parallel and Distributed Processing Symposium (IPDPS)* (2017), pp. 234–243.
- [38] JIA, W., WANG, L.-W., AND LIN, L. Parallel transport time-dependent density functional theory calculations with hybrid functional on summit. In *Proceedings of the International Conference for High Performance Computing, Networking, Storage and Analysis* (New York, NY, USA, 2019), SC '19, Association for Computing Machinery.
- [39] KALINOWSKI, J., WENNMOHS, F., AND NEESE, F. Arbitrary angular momentum electron repulsion integrals with graphical processing units: Application to the resolution of identity hartree–fock method. *Journal of Chemical Theory and Computation* 13, 7 (2017), 3160–3170. PMID: 28605592.
- [40] KINDRATENKO, V. V., ENOS, J. J., SHI, G., SHOWERMAN, M. T., ARNOLD, G. W., STONE, J. E., PHILLIPS, J. C., AND HWU, W.-M. Gpu clusters for high-performance computing. In *2009 IEEE International Conference on Cluster Computing and Workshops* (2009), IEEE, pp. 1–8.
- [41] KOHN, W., AND SHAM, L. J. Self-consistent equations including exchange and correlation effects. *Phys. Rev.* 140 (Nov 1965), A1133–A1138.
- [42] KOWALSKI, K., APRA, E., BAIR, R., BERTONI, C., BOSCHEN, J. S., BYLASKA, E. J., DE JONG, W. A., THOM DUNNING, J., GOVIND, N., HARRISON, R. J., KEIPERT, K., KRISHNAMOORTHY, S., MUTLU, E., PANYALA, A., RICHARD, R. M., STRAATSMA, T. P., VALEEV, E. F., VAN DAM, H. J. J., VÁZQUEZ-MAYAGOITIA, Á., WILLIAMS-YOUNG, D. B., YANG, C., AND WINDUS, T. L. Nwchemex — computational chemistry for the exascale era. *Chem. Rev.*, In Preparation.
- [43] KRISHNAN, M., PALMER, B., VISHNU, A., KRISHNAMOORTHY, S., DAILY, J., AND CHAVARRIA, D. The global arrays user manual. *Pacific Northwest National Laboratory, Richland, WA* (2012).
- [44] KURZAK, J., LUSZCZEK, P., FAVERGE, M., AND DONGARRA, J. Lu factorization with partial pivoting for a multi-cpu, multi-gpu shared memory system. Tech. Rep. 266, LAPACK Working Note, Apr. 2012.
- [45] KUSSMANN, J., AND OCHSENFELD, C. Employing opencl to accelerate ab initio calculations on graphics processing units. *Journal of Chemical Theory and Computation* 13, 6 (2017), 2712–2716. PMID: 28561575.

- [46] LAQUA, H., KUSSMANN, J., AND OCHSENFELD, C. An improved molecular partitioning scheme for numerical quadratures in density functional theory. *The Journal of Chemical Physics* 149, 20 (2018), 204111.
- [47] LAQUA, H., THOMPSON, T. H., KUSSMANN, J., AND OCHSENFELD, C. Highly efficient, linear-scaling seminumerical exact-exchange method for graphic processing units. *Journal of Chemical Theory and Computation* 16, 3 (2020), 1456–1468. PMID: 32053375.
- [48] LASINSKI, M. E., ROMERO, N. A., YAU, A. D., KEDZIORA, G., BLAUDEAU, J., AND BROWN, S. T. Optimization and parallelization of dft and tddft in gamess on dod hpc machines. In *2008 DoD HPCMP Users Group Conference* (2008), pp. 437–441.
- [49] LEBEDEV, V. Quadratures on a sphere. *USSR Computational Mathematics and Mathematical Physics* 16, 2 (1976), 10 – 24.
- [50] LEHTOLA, S., STEIGEMANN, C., OLIVEIRA, M. J., AND MARQUES, M. A. Recent developments in libxc — a comprehensive library of functionals for density functional theory. *SoftwareX* 7 (2018), 1 – 5.
- [51] LUEHR, N., SISTO, A., AND MARTÍNEZ, T. J. *Gaussian Basis Set Hartree–Fock, Density Functional Theory, and Beyond on GPUs*. John Wiley and Sons, Ltd, 2016, ch. 4, pp. 67–100.
- [52] MAINTZ, S., ECK, B., AND DRONSKOWSKI, R. Speeding up plane-wave electronic-structure calculations using graphics-processing units. *Computer Physics Communications* 182, 7 (2011), 1421 – 1427.
- [53] MANATHUNGA, M., MIAO, Y., MU, D., GOETZ, A., AND MERZ JR., K. M. Parallel implementation of density functional theory methods in the quantum interaction computational kernel program. *ChemRxiv* (2020). <https://doi.org/10.26434/chemrxiv.12018963.v1>.
- [54] MIAO, Y., AND MERZ, K. M. Acceleration of electron repulsion integral evaluation on graphics processing units via use of recurrence relations. *Journal of Chemical Theory and Computation* 9, 2 (2013), 965–976. PMID: 26588740.
- [55] MOTAMARRI, P., DAS, S., RUDRARAJU, S., GHOSH, K., DAVYDOV, D., AND GAVINI, V. Dft-fe – a massively parallel adaptive finite-element code for large-scale density functional theory calculations. *Computer Physics Communications* 246 (2020), 106853.
- [56] MURA, M. E., AND KNOWLES, P. J. Improved radial grids for quadrature in molecular density-functional calculations. *The Journal of Chemical Physics* 104, 24 (1996), 9848–9858.
- [57] MURRAY, C. W., HANDY, N. C., AND LAMING, G. J. Quadrature schemes for integrals of density functional theory. *Molecular Physics* 78, 4 (1993), 997–1014.
- [58] NATH, R., TOMOV, S., AND DONGARRA, J. An Improved MAGMA GEMM For Fermi Graphics Processing Units. *Int. J. High Perform. Comput. Appl.* 24, 4 (Nov. 2010), 511–515.
- [59] NGUYEN, T., CICOTTI, P., BYLASKA, E., QUINLAN, D., AND BADEN, S. Automatic translation of mpi source into a latency-tolerant, data-driven form. *Journal of Parallel and Distributed Computing* 106 (2017), 1–13.
- [60] NIEPLOCHA, J., PALMER, B., TIPPARAJU, V., KRISHNAN, M., TREASE, H., AND APRÀ, E. Advances, applications and performance of the global arrays shared memory programming toolkit. *The International Journal of High Performance Computing Applications* 20, 2 (2006), 203–231.
- [61] PARNELL, L. A., DEMETRIOU, D. W., KAMATH, V., AND ZHANG, E. Y. Trends in high performance computing: Exascale systems and facilities beyond the first wave. In *2019 18th IEEE Intersociety Conference on Thermal and Thermomechanical Phenomena in Electronic Systems (ITherm)* (2019), pp. 167–176.
- [62] PARR, R. G., AND YANG, W. *Density Functional Theory of Atoms and Molecules*, vol. 16 of *International Series of Monographs on Chemistry*. Oxford University Press USA, 1994.
- [63] PERDEW, J. P. Density-functional approximation for the correlation energy of the inhomogeneous electron gas. *Phys. Rev. B* 33 (Jun 1986), 8822–8824.



- [64] PERDEW, J. P., BURKE, K., AND ERNZERHOF, M. Generalized gradient approximation made simple. *Phys. Rev. Lett.* 77 (Oct 1996), 3865–3868.
- [65] PERDEW, J. P., AND YUE, W. Accurate and simple density functional for the electronic exchange energy: Generalized gradient approximation. *Phys. Rev. B* 33 (Jun 1986), 8800–8802.
- [66] PETERS, L. D. M., KUSSMANN, J., AND OCHSENFELD, C. Combining graphics processing units, simplified time-dependent density functional theory, and finite-difference couplings to accelerate nonadiabatic molecular dynamics. *The Journal of Physical Chemistry Letters* 11, 10 (2020), 3955–3961. PMID: 32374606.
- [67] PETRONE, A., WILLIAMS-YOUNG, D. B., SUN, S., STETINA, T. F., AND LI, X. An efficient implementation of two-component relativistic density functional theory with torque-free auxiliary variables. *The European Physical Journal B* 91, 7 (2018), 169.
- [68] POPLE, J. A., GILL, P. M., AND JOHNSON, B. G. Kohn—sham density-functional theory within a finite basis set. *Chemical Physics Letters* 199, 6 (1992), 557 – 560.
- [69] RATCLIFF, L. E., MOHR, S., HUHS, G., DEUTSCH, T., MASELLA, M., AND GENOVESE, L. Challenges in large scale quantum mechanical calculations. *WIREs Computational Molecular Science* 7, 1 (2017), e1290.
- [70] SCHLEGEL, H. B., AND FRISCH, M. J. Transformation between cartesian and pure spherical harmonic gaussians. *International Journal of Quantum Chemistry* 54, 2 (1995), 83–87.
- [71] STRATMANN, R. E., SCUSERIA, G. E., AND FRISCH, M. J. Achieving linear scaling in exchange-correlation density functional quadratures. *Chemical physics letters* 257, 3-4 (1996), 213–223.
- [72] TITOV, A. V., UFIMTSEV, I. S., LUEHR, N., AND MARTINEZ, T. J. Generating efficient quantum chemistry codes for novel architectures. *Journal of Chemical Theory and Computation* 9, 1 (2013), 213–221. PMID: 26589024.
- [73] TOMOV, S., DONGARRA, J., AND BABOULIN, M. Towards dense linear algebra for hybrid GPU accelerated manycore systems. *Parallel Computing* 36, 5-6 (June 2010), 232–240.
- [74] TREUTLER, O., AND AHLRICHS, R. Efficient molecular numerical integration schemes. *The Journal of Chemical Physics* 102, 1 (1995), 346–354.
- [75] UFIMTSEV, I. S., AND MARTINEZ, T. J. Quantum chemistry on graphical processing units. 2. direct self-consistent-field implementation. *Journal of Chemical Theory and Computation* 5, 4 (2009), 1004–1015. PMID: 26609609.
- [76] UFIMTSEV, I. S., AND MARTINEZ, T. J. Quantum chemistry on graphical processing units. 3. analytical energy gradients, geometry optimization, and first principles molecular dynamics. *Journal of Chemical Theory and Computation* 5, 10 (2009), 2619–2628. PMID: 26631777.
- [77] UFIMTSEV, I. S., AND MARTÍNEZ, T. J. Quantum chemistry on graphical processing units. 1. strategies for two-electron integral evaluation. *Journal of Chemical Theory and Computation* 4, 2 (2008), 222–231. PMID: 26620654.
- [78] VAN SCHOOT, H., AND VISSCHER, L. *GPU Acceleration for Density Functional Theory with Slater-Type Orbitals*. John Wiley and Sons, Ltd, 2016, ch. 5, pp. 101–114.
- [79] WANG, L., WU, Y., JIA, W., GAO, W., CHI, X., AND WANG, L. Large scale plane wave pseudopotential density functional theory calculations on gpu clusters. In *SC '11: Proceedings of 2011 International Conference for High Performance Computing, Networking, Storage and Analysis* (2011), pp. 1–10.
- [80] WILLIAMS-YOUNG, D. ExchCXX: A modern c++ library for the evaluation of xc functionals, July 2020. <https://doi.org/10.5281/zenodo.3929758>.
- [81] WOON, D. E., AND DUNNING, T. H. Gaussian basis sets for use in correlated molecular calculations. iii. the atoms aluminum through argon. *J. Chem. Phys.* 98 (1993).

- [82] WU, X., KANG, F., DUAN, W., AND LI, J. Density functional theory calculations: A powerful tool to simulate and design high-performance energy storage and conversion materials. *Progress in Natural Science: Materials International* 29, 3 (2019), 247–255. Special Issue of Computational Materials.
- [83] YASUDA, K. Accelerating density functional calculations with graphics processing unit. *Journal of Chemical Theory and Computation* 4, 8 (2008), 1230–1236. PMID: 26631699.
- [84] YOSHIKAWA, T., KOMOTO, N., NISHIMURA, Y., AND NAKAI, H. Gpu-accelerated large-scale excited-state simulation based on divide-and-conquer time-dependent density-functional tight-binding. *Journal of Computational Chemistry* 40, 31 (2019), 2778–2786.