

Creation and Characterization of Matter-Wave Breathers

D. Luo,¹ Y. Jin,¹ J. H. V. Nguyen,¹ B. A. Malomed,^{2,3} O. V. Marchukov,^{2,4}

V. A. Yurovsky,⁵ V. Dunjko,⁶ M. Olshanii,⁶ and R. G. Hulet¹

¹*Department of Physics and Astronomy,*

Rice University, Houston, Texas 77005, USA

²*Department of Physical Electronics,*

School of Electrical Engineering, Faculty of Engineering,

and Center for Light-Matter Interaction,

Tel Aviv University, 6997801 Tel Aviv, Israel

³*Instituto de Alta Investigación, Universidad de Tarapacá, Casilla 7D, Arica, Chile*

⁴*Institute for Applied Physics, Technical University*

of Darmstadt, 64289 Darmstadt, Germany

⁵*School of Chemistry, Tel Aviv University, 6997801 Tel Aviv, Israel*

⁶*Department of Physics, University of Massachusetts Boston,*

Boston, Massachusetts 02125, USA

(Dated: Edited July 4, 2020)

Abstract

We report the creation of quasi-1D excited matter-wave solitons, “breathers”, by quenching the strength of the interactions in a Bose-Einstein condensate with attractive interactions. We characterize the resulting breathing dynamics and quantify the effects of the aspect ratio of the confining potential, the strength of the quench, and the proximity of the 1D-3D crossover for the 2-soliton breather. We furthermore demonstrate the complex dynamics of a 3-soliton breather created by a stronger interaction quench. Our experimental results, which compare well with numerical simulations, provide a pathway for utilizing matter-wave breathers to explore quantum effects in large many-body systems.

The NLSE applies to a wide variety of physical systems, such as small amplitude waves in deep water, light waves propagating in optical fiber, Langmuir waves in plasmas, and matter-waves [1, 2]. A solution to the NLSE in one-dimension (1D) for a self-focusing non-linearity is a bright soliton, a localized wave-packet that maintains its shape and amplitude while propagating. While the soliton is the ground state, the NLSE also supports excited state solutions that contain an integer number N_s of constituent solitons. These solutions are generally supplemented by radiation that reduces the wave amplitude. In the general case, each constituent soliton is spatially separated from the others and they propagate with different velocities. A breather is a special class of an N_s -soliton where the fundamental solitons are overlapped, with zero relative-velocity, and without radiation. Unlike the case of the sine-Gordon equation, the constituent solitons of a NLSE breather are not bound to each other. Absent of any binding energy, the relative motion is in a state of neutral equilibrium [3, 4]. The density profile of a breather oscillates quasi-periodically with frequencies determined by the differences in the chemical potentials of the constituent solitons. The interference between the constituent solitons leads to complex spatial patterns, giving the appearance of breathing.

Breathers were first observed in optical fiber [5, 6], where optical pulses with discrete intensity levels were found to have a quasi-periodically-varying pulse-shape matching that of the $N_s = 2, 3$, and 4 breathers. An N_s -soliton breather can be formed from a fundamental soliton by quenching the strength of the nonlinearity by a factor of N_s^2 [4, 7], thus creating an odd-norm-ratio breather [8] whose fundamental solitons that form the breather have an amplitude ratio of $1 : 3 : \dots : 2N_s - 1$. If the quench factor deviates from N_s^2 , the breather becomes the next closest N_s -soliton breather with a different mass ratio after shedding radiation to properly reduce the amplitude [4].

In the matter-wave context, bright solitons can be formed in a Bose-Einstein condensate (BEC) confined to a quasi-one-dimensional (1D) trap by tuning the s-wave scattering length $a_s < 0$, corresponding to an attractive nonlinearity. Matter-wave solitons, and their properties, have been the subject of intense investigation in recent years. These properties include the formation of solitons and soliton trains [9–17], the collision of two solitons [18], interactions of solitons with potential barriers [19–21] and soliton interferometry [22, 23]. Recently, a 2-soliton breather was created by quenching a_s by a factor close to 4, in combination with a rapid relaxation of the axial confinement [24]. The soliton dynamics of these experiments

are well-reproduced by the mean-field Gross-Pitaevskii equation (GPE), which is a NLSE that includes the confining potential of a trap.

Even though the solitons in a breather spatially overlap, their binding energies are zero, leaving the relative motion of the constituent solitons sensitive to perturbations. At the same time, integrability of the NLSE protects the solitons from exchanging matter with each other or losing it to radiation. Within the framework of mean field theory, dissociation of the breather into constituent solitons may occur due to narrow potential barriers [8, 25, 26]. Perhaps most interestingly, beyond mean-field quantum effects may break integrability, thus resulting in splitting [27–30], dissociation [31, 32], relaxation [33, 34], or the complete lack of breathing following the quench [35].

In this work, we report the creation and characterization of a 2-soliton breather in a BEC of ^7Li atoms, and for the first time, the experimental creation of a 3-soliton breather in a BEC. We systematically study the breathing frequency as a function of deviations from a truly 1D-system, the strength of the nonlinearity, and the quench ratio, and compare with 1D GPE simulations. We observe the characteristic dynamics of the 3-soliton breather, including density splitting and recombination, using minimally destructive sequential imaging.

Our method for preparing an ultracold ^7Li gas has been described previously [36, 37]. The atoms are optically pumped into the $|f = 1, m_F = 1\rangle$ state, where the s -wave scattering length a can be controlled by a broad Feshbach resonance with a zero-crossing near 544 G [38]. We describe our method for calibrating $a(B)$ in [39]. The atoms are confined in a cylindrically-symmetric, cigar-shaped potential formed by a single-beam optical dipole trap with a $1/e^2$ Gaussian radius of $44 \mu\text{m}$. In combination with axial magnetic curvature, the overall harmonic frequency along the axial (z) direction, ω_z , is tunable between $(2\pi)1.12$ Hz and $(2\pi)11.50$ Hz. The radial trap frequency is $\omega_r = (2\pi)297$ Hz, corresponding to an aspect ratio, $\lambda = \omega_r/\omega_z$, that is between 26 and 265. We first create a BEC by direct evaporative cooling in the optical dipole trap with $\omega_z = (2\pi)11.50$ Hz and with a tuned to $140 a_0$, where a_0 is the Bohr radius. Following evaporation, we ramp a from $140 a_0$ to $0.1 a_0$ in 1 s. During this stage, ω_z is kept large in order to limit the axial extent of the repulsive BEC, thus ensuring that only a single soliton is formed when the interaction is changed from repulsive to attractive. Next, a is ramped from $0.1 a_0$ to $a_i < 0$ in 1 s, while simultaneously reducing ω_z . This creates a single soliton with approximately $N = 5 \times 10^4$ atoms, with minimal excitations. The scattering length is then quenched from a_i to $a_f = A^2 a_i$ in 1 ms, where

$|a_f| > |a_i|$, and A^2 is the quench ratio. We use polarization phase-contrast imaging (PPCI) [37, 40] to take *in-situ* images of the column density after a variable hold time t_h following the quench.

Figure 1 shows the breathing dynamics of a 2-soliton breather. After the quench, the wavefunction contracts towards the center and forms a large density peak at the half period, followed by expansion back to the initial profile, thus completing a full breathing period, as shown in Fig. 1(a). The axial density $n(z)$ is obtained by integrating the column density along the remaining radial coordinate perpendicular to the imaging axis. The central density n_0 of the breather is measured by fitting the axial density to a Gaussian function $n(z) = n_0 \exp(-(z/l_z)^2)$, where n_0 and the Gaussian radius l_z are the fitting parameters. Although $n(z)$ is not strictly a Gaussian, the n_0 found in this way is a good approximation of its true value.

To determine the frequency of an N_s -soliton breather, the central density n_0 is measured as a function of t_h , and is fit to the corresponding analytical solution of the NLSE for 2-soliton breathers, which for $A^2 = 4$ is [4]

$$n_0(t_h) = \frac{\alpha}{5 + 3 \cos(\omega_B t_h + \phi)}, \quad (1)$$

where the breather frequency ω_B , phase ϕ , and overall amplitude α are fitted parameters. The solid line in Fig. 1(b) shows Eq. (1) using the extracted parameters.

The breather, as described by the NLSE, is a purely 1D object, while the experiment is in quasi-1D due to the fact that the ratio of the chemical potential to the radial trap frequency is non-zero, and as a result, the transverse wavefunction profile cannot be factored out. The validity of the exact NLSE breather solution also requires the absence of any axial trapping. Both the proximity to 3D and the weak axial confinement break integrability. As a consequence of being in quasi-1D, a BEC with attractive interactions is unstable to collapse once the atom number exceeds a critical value N_c . For an elongated cigar-shaped harmonic confinement, $N_c = 0.67a_r/|a_f|$, where $a_r = \sqrt{\hbar/m\omega_r} = 2.2 \mu\text{m}$ is the radial harmonic oscillator length [41]. The collapse threshold for the breather is predicted to be different from that of the ground state soliton [42]. We explore the 3D and axial confinement effects by measuring the dependence of ω_B on the trap aspect ratio λ and, separately, on N/N_c .

The measured ω_B as a function of λ is plotted in Fig. 2(a). For this data, $N/N_c = 1.0$,

$a_i = -0.15 a_0$, and $a_f = -0.54 a_0$, giving $A^2 = 3.6$. We find that ω_B monotonically decreases as λ increases from 26 to 265. We compare the measured results with the 1D Gross-Pitaevskii Equation (GPE),

$$i\hbar\partial_t\psi = -\frac{\hbar^2}{2m}\partial_z^2\psi + \frac{1}{2}m\omega_z^2 z^2\psi + g_{1D}N|\psi|^2\psi, \quad (2)$$

where $g_{1D} = 2\hbar\omega_r a$ is the nonlinear coupling constant [43]. The ground state at $a = a_i$ is used as the initial wavefunction, and Eq. (2) is then numerically integrated with $a = a_f$ up to a few breathing periods. The resulting ω_B , using the measured parameters, is shown by the dashed red line in Fig. 2(a). The shaded region in Fig. 2(a) represents the range of solutions of the 1D GPE that includes the measured uncertainty in N/N_c [39]. The measured frequency is consistent with the simulation, to within the measurement uncertainties. We also calculated ω_B using the 3D GPE for several values of the parameters and found excellent agreement with the 1D GPE for $N/N_c \lesssim 0.7$.

As mentioned above, the breather strictly exists only in 1D on a flat background, thus requiring $\omega_B/\omega_z \gg 1$. The experiment demonstrates that for $\lambda = 265$, ω_z is significantly less than ω_B , ensuring that the breather dynamics is indeed dominated by the nonlinear interactions, rather than the trap.

Figure 2(b) shows the measurement of ω_B vs. N/N_c , for $\lambda = 265$, and $A^2 = 3.6$, corresponding to the conditions to excite a 2-soliton breather. The analytic result given by the 1D-NLSE for $A^2 = 4$ [7],

$$\omega_{B,1D} = \frac{N^2 a_f^2}{4a_r^2} \omega_r = 0.11(N/N_c)^2 \omega_r, \quad (3)$$

is shown by the solid green curve in Fig. 2(b). The results of the 1D GPE simulation is again shown by the dashed red curve. The experimental data follows the quadratic trend given by Eq. (3).

For $N/N_c \geq 1.2(1)$, we observe collapse of the 2-soliton breather for $t_h \gtrsim 4$ ms following the quench, at the time when the density grows rapidly. An example is shown in Fig. 2(c). The collapse threshold for the fundamental soliton occurs at $N/N_c = 1.0$, which has been observed in the in-phase collisions of two fundamental solitons [18]. A numerical simulation based on the 3D GPE [42] provides an estimate of the collapse threshold for the 2-soliton breather, which is found to be $N/N_c = 1.1$, for the experimental parameters of Fig. 2(b). Additionally, a factorization ansatz in the mean-field limit [44] provides an analytical

estimate for the collapse location to be $N/N_c > N_s^2/\sqrt{2N_s^2 - 1}$, which gives 1.5 for $N_s = 2$ [39].

The NLSE can predict the number of atoms in each of the two fundamental solitons when $1.5 < A < 2.5$. They are found to be $N_1 = (2A - 1)N/A^2$ and $N_2 = (2A - 3)N/A^2$. When $A \neq 2$, the number of atoms in the two solitons, $N_1 + N_2$, is less than the total number of atoms N , with the remaining atoms radiated away [4]. In principle, a measurement of N vs. A^2 could reveal the efficiency of the quench, but the radiated loss fraction is predicted to be less than $N/10$, and was not resolved in our experiment.

A change in A^2 modifies the chemical potentials of the constituent solitons and, therefore, the breather frequency. The measured ω_B vs. the quench ratio A^2 is shown in Fig. 2(d), where the dashed red line and shaded region again correspond to the 1D GPE simulation, including uncertainties in N/N_c . The dependence of ω_B on A for the 2-soliton breather can be evaluated as the soliton chemical potential difference:

$$\omega_{B,1D}(A) = \frac{16(A - 1)}{A^4} \omega_{B,1D}(A = 2), \quad (4)$$

which is shown by the solid green curve in Fig. 2(d).

We also excited a 3-soliton breather by quenching by a factor of $A^2 = 7.1$. The results are given in Fig. 3(a), where a series of sequential images using PPCI are displayed for a single realization of the experiment. The $N_s = 3$ breather displays more complex dynamics than does the $N_s = 2$ breather as it contains more than one frequency component. The breather frequencies are the differences between the chemical potentials, μ , of the constituent fundamental solitons. Since $\mu \propto (N/N_c)^2$, and the number ratio of the $N_s = 3$ breather is 1:3:5 [4], the ratio of μ values is 1:9:25, giving frequency ratios of 8:16:24. Identifying the smallest frequency as ω_B , we have the 3 frequencies: ω_B , $2\omega_B$, and $3\omega_B$, appropriate for $A^2 = 9$.

To analyze the 3-soliton breather quantitatively, we fit the integrated 1D-density for each t_h to either a single- or double-Gaussian function depending on whether the central density is a local maximum or minimum, respectively. We extracted the central density $n_0(t_h)$ from the fit, and plot it against t_h , as shown by the discrete points in Fig. 3(b). For 3-soliton breathers, $n_0(t_h)$ is fitted to the exact 3-soliton breather solution of the NLSE for $A^2 = 9$ obtained from the general theory [45]

$$n_0(t_h) = \alpha \left(1 + \frac{32[3 + 5 \cos(\omega_B t_h + \phi)] \sin^2 \frac{1}{2}(\omega_B t_h + \phi)}{55 + 18 \cos(\omega_B t_h + \phi) + 45 \cos 2(\omega_B t_h + \phi) + 10 \cos 3(\omega_B t_h + \phi)} \right), \quad (5)$$

with fitting parameters ω_B , ϕ and α . The result is $\omega_B = (2\pi)10.6(1)$ Hz and $\phi = (2\pi)0.11(1)$. The solid line in Fig. 3(b) is Eq. (5) using these values, thus demonstrating good agreement between the data and the model. While the data correspond to $A^2 = 7(2)$, we find that the 3-soliton breather is nonetheless excited.

In conclusion, we have observed the 2- and 3-soliton breathers in a BEC by quenching the atomic interaction using a zero-crossing of a Feshbach resonance in ^7Li . We have shown that by reducing the axial confinement, the breather frequency approaches the 1D limit, and is well-described by the 1D-NLSE. Like fundamental bright matter-wave solitons, higher-order solitons undergo collapse for a nonlinearity that is too strong. Collapse arises when the soliton is brought close to the 3D boundary, but notably, the collapse threshold for breathers is higher than it is for fundamental solitons with the same total particle number.

In the strict 1D limit, breathers are exact solutions of the NLSE, and are protected by integrability in the mean-field. Breathers, therefore, are particularly sensitive to beyond mean-field quantum effects, which also break integrability, but in unique ways. Hence, breathers may be useful for exploring the quantum/classical boundary, which could be probed using interferometry, for example. These experiments will be accessible by implementing better magnetic field and laser pointing stability to mitigate center-of-mass fluctuations and drift. Excursions of greater than $\sqrt{\hbar/m\omega_z}$, which is approximately $40 \mu\text{m}$ at our lowest axial frequency, are sufficient to take the breather out of the flat 1D regime.

ACKNOWLEDGMENTS

This work was supported by the NSF (PHY-1707992, PHY-1912542, and PHY-1607221), joint NSF-BSF (Binational (US-Israel) Science Foundation, Grant No. 2015616), Israel Science Foundation (Grant No. 1286/17) and the Welch Foundation (Grant No. C-1133).

-
- [1] V. E. Zakharov, S. V. Manakov, S. P. Novikov, and L. P. Pitaevskii, *Theory of Solitons: Inverse Scattering Method* (Nauka Publishers, Moscow, 1980).
- [2] B. A. Malomed, “Nonlinear Schrödinger Equation,” *Encyclopedia of Nonlinear Science*, 639 (2006).
- [3] V. E. Zakharov and A. B. Shabat, “Exact Theory of Two-Dimensional Self-Focusing and One-Dimensional Self-Modulation of Waves in Nonlinear Media,” *Sov. Phys. JETP* **34**, 62 (1972).
- [4] J. Satsuma and N. Yajima, “B. Initial Value Problems of One-Dimensional Self-Modulation of Nonlinear Waves in Dispersive Media,” *Prog. Theor. Phys. (Suppl.)* **55**, 284 (1974).
- [5] L. F. Mollenauer, R. H. Stolen, and J. P. Gordon, “Experimental observation of picosecond pulse narrowing and solitons in optical fibers,” *Phys. Rev. Lett.* **45**, 1095 (1980).
- [6] R. H. Stolen, W. J. Tomlinson, and L. F. Mollenauer, “Observation of pulse restoration at the soliton period in optical fibers,” *Opt. Lett.* **8**, 186 (1983).
- [7] L. D. Carr and Y. Castin, “Dynamics of a matter-wave bright soliton in an expulsive potential,” *Phys. Rev. A.* **66**, 063602 (2002).
- [8] V. Dunjko and M. Olshanii, “Resilience of constituent solitons in multisoliton scattering off barriers,” arXiv:1501.00075 .
- [9] K. E. Strecker, G. B. Partridge, A. G. Truscott, and R. G. Hulet, “Formation and propagation of matter-wave soliton trains,” *Nature* **417**, 150 (2002).
- [10] L. Khaykovich, F. Schreck, G. Ferrari, T. Bourdel, J. Cubizolles, L. D. Carr, Y. Castin, and C. Salomon, “Formation of a Matter-Wave Bright Soliton,” *Science* **296**, 1290 (2002).
- [11] B. Eiermann, Th. Anker, M. Albiez, M. Taglieber, P. Treutlein, K. P. Marzlin, and M. K. Oberthaler, “Bright Bose-Einstein gap solitons of atoms with repulsive interaction,” *Phys. Rev. Lett.* **92**, 230401 (2004).
- [12] S. L. Cornish, S. T. Thompson, and C. E. Wieman, “Formation of bright matter-wave solitons during the collapse of attractive Bose-Einstein condensates,” *Phys. Rev. Lett.* **96**, 170401 (2006).
- [13] P. Medley, M. A. Minar, N. C. Cizek, D. Berryrieser, and M. A. Kasevich, “Evaporative production of bright atomic solitons,” *Phys. Rev. Lett.* **112**, 060401 (2014).

- [14] S. Lepoutre, L. Fouché, A. Boissé, G. Berthet, G. Salomon, A. Aspect, and T. Bourdel, “Production of strongly bound K 39 bright solitons,” *Phys. Rev. A.* **94**, 053626 (2016).
- [15] J. H. V. Nguyen, D. Luo, and R. G. Hulet, “Formation of matter-wave soliton trains by modulational instability,” *Science* **356**, 422 (2017).
- [16] P. J. Everitt, M. A. Sooriyabandara, M. Guasoni, P. B. Wigley, C. H. Wei, G. D. McDonald, K. S. Hardman, P. Manju, J. D. Close, C. C.N. Kuhn, S. S. Szigeti, Y. S. Kivshar, and N. P. Robins, “Observation of a modulational instability in Bose-Einstein condensates,” *Phys. Rev. A.* **96**, 041601 (2017).
- [17] T. Mežnaršič, T. Arh, J. Brence, J. Pišljari, K. Gosar, Ž. Gosar, R. Žitko, E. Zupanič, and P. Jeglič, “Cesium bright matter-wave solitons and soliton trains,” *Phys. Rev. A.* **99**, 033625 (2019).
- [18] J. H. V. Nguyen, P. Dyke, D. Luo, B. A. Malomed, and R. G. Hulet, “Collisions of matter-wave solitons,” *Nature Phys.* **10**, 918 (2014).
- [19] A. L. Marchant, T. P. Billam, T. P. Wiles, M. M. H. Yu, S. A. Gardiner, and S. L. Cornish, “Controlled formation and reflection of a bright solitary matter-wave,” *Nat. Commun.* **4**, 1865 (2013).
- [20] A. L. Marchant, T. P. Billam, M. M. H. Yu, A. Rakonjac, J. L. Helm, J. Polo, C. Weiss, S. A. Gardiner, and S. L. Cornish, “Quantum reflection of bright solitary matter waves from a narrow attractive potential,” *Phys. Rev. A.* **93**, 021604 (2016).
- [21] O. J. Wales, A. Rakonjac, T. P. Billam, J. L. Helm, S. A. Gardiner, and S. L. Cornish, “Splitting and recombination of bright-solitary-matter waves,” *Commun. Phys.* **3**, 51 (2020).
- [22] G. D. McDonald, C. C. N. Kuhn, K. S. Hardman, S. Bennetts, P. J. Everitt, P. A. Altin, J. E. Debs, J. D. Close, and N. P. Robins, “Bright solitonic matter-wave interferometer,” *Phys. Rev. Lett.* **113**, 013002 (2014).
- [23] H. Sakaguchi and B. A. Malomed, “Matter-wave soliton interferometer based on a nonlinear splitter,” *New J. Phys.* **18**, 025020 (2016).
- [24] A. Di Carli, C. D. Colquhoun, G. Henderson, S. Flannigan, G. Oppo, A. J. Daley, S. Kuhr, and E. Haller, “Excitation Modes of Bright Matter-Wave Solitons,” *Phys. Rev. Lett.* **123**, 123602 (2019).
- [25] O. V. Marchukov, B. A. Malomed, V. A. Yurovsky, M. Olshanii, V. Dunjko, and R. G. Hulet, “Splitting of nonlinear-Schrödinger-equation breathers by linear and nonlinear localized

- potentials,” *Phys. Rev. A.* **99**, 063623 (2019).
- [26] C. L. Grimshaw, S. A. Gardiner, and B. A. Malomed, “Splitting of two-component solitary waves from collisions with narrow potential barriers,” *Phys. Rev. A.* **101**, 043623 (2020).
- [27] A. I. Streltsov, O. E. Alon, and L. S. Cederbaum, “Formation and dynamics of many-boson fragmented states in one-dimensional attractive ultracold gases,” *Phys. Rev. Lett.* **100**, 130401 (2008).
- [28] C. Weiss and Y. Castin, “Creation and detection of a mesoscopic gas in a nonlocal quantum superposition,” *Phys. Rev. Lett.* **102**, 010403 (2009).
- [29] C. Weiss and Y. Castin, “Elastic scattering of a quantum matter-wave bright soliton on a barrier,” *J. Phys. A: Math. Theor.* **45**, 455306 (2012).
- [30] J. G. Cosme, C. Weiss, and J. Brand, “Center-of-mass motion as a sensitive convergence test for variational multimode quantum dynamics,” *Phys. Rev. A.* **94**, 043603 (2016).
- [31] V. A. Yurovsky, B. A. Malomed, R. G. Hulet, and M. Olshanii, “Dissociation of One-Dimensional Matter-Wave Breathers due to Quantum Many-Body Effects,” *Phys. Rev. Lett.* **119**, 220401 (2017).
- [32] O. V. Marchukov, B. A. Malomed, M. Olshanii, V. Dunjko, R. G. Hulet, and V. A. Yurovsky, “Quantum fluctuations of the center-of-mass and relative parameters of NLS breathers,” arXiv:1911.01369 .
- [33] B. Opanchuk and P. D. Drummond, “One-dimensional Bose gas dynamics: Breather relaxation,” *Phys. Rev. A.* **96**, 053628 (2017).
- [34] K. L. Ng, B. Opanchuk, M. D. Reid, and P. D. Drummond, “Nonlocal Pair Correlations in a Higher-Order Bose Gas Soliton,” *Phys. Rev. Lett.* **122**, 203604 (2019).
- [35] C. Weiss and L. D. Carr, “Higher-order quantum bright solitons in Bose-Einstein condensates show truly quantum emergent behavior,” arXiv:1612.05545 .
- [36] D. Dries, S. E. Pollack, J. M. Hitchcock, and R. G. Hulet, “Dissipative transport of a Bose-Einstein condensate,” *Phys. Rev. A.* **82**, 033603 (2010).
- [37] R. G. Hulet, J. H.V. Nguyen, and R. Senaratne, “Methods for preparing quantum gases of lithium,” *Rev. Sci. Instrum.* **91**, 011101 (2020).
- [38] S. E. Pollack, D. Dries, M. Junker, Y. P. Chen, T. A. Corcovilos, and R. G. Hulet, “Extreme tunability of interactions in a ^7Li Bose-Einstein condensate,” *Phys. Rev. Lett.* **102**, 090402 (2009).

- [39] See supplemental material at [URL] about the error analysis and the factorization ansatz model for the breather collapse threshold.
- [40] C. C. Bradley, C. A. Sackett, and R. G. Hulet, “Bose-Einstein condensation of lithium: observation of limited condensate number,” *Phys. Rev. Lett.* **78**, 985 (1997).
- [41] A. Gammal, T. Frederico, and L. Tomio, “Critical number of atoms for attractive Bose-Einstein condensates with cylindrically symmetrical traps,” *Phys. Rev. A.* **64**, 055602 (2001).
- [42] J. Golde, J. Ruhl, M. Olshanii, V. Dunjko, S. Datta, and B. A. Malomed, “Metastability versus collapse following a quench in attractive Bose-Einstein condensates,” *Phys. Rev. A.* **97**, 053604 (2018).
- [43] V. A. Yurovsky, M. Olshanii, and D. S. Weiss, “Collisions, correlations, and integrability in atom waveguides,” in *Adv. in At., Mol. and Opt. Phys.*, Vol. 55 (Elsevier Academic Press, New York, 2008) p. 61.
- [44] L. Salasnich, “Beyond mean-field theory for attractive bosons under transverse harmonic confinement,” *J. Phys. B: At. Mol. Opt. Phys.* **39**, 1743 (2006).
- [45] J. P. Gordon, “Interaction forces among solitons in optical fibers,” *Opt. Lett.* **8**, 596 (1983).
- [46] E. H. Lieb and W. Liniger, “Exact analysis of an interacting bose gas. I. the general solution and the ground state,” *Phys. Rev.* **130**, 1605 (1963).
- [47] J. B. McGuire, “Study of Exactly Soluble One-Dimensional N-Body Problems,” *J. Math. Phys.* **5**, 622 (1964).
- [48] F. A. Berezin, G. P. Pohil, and V. M. Finkelberg, “The Schrödinger equation for a system of one-dimensional particles with point interactions,” *Vestnik Moskovskogo Universiteta* (in Russian) **1**, 21 (1964).
- [49] H. A. Haus and Y. Lai, “Quantum theory of solitons in optical fibers, II. Exact solutions,” *Phys. Rev. A.* **40**, 854 (1989).

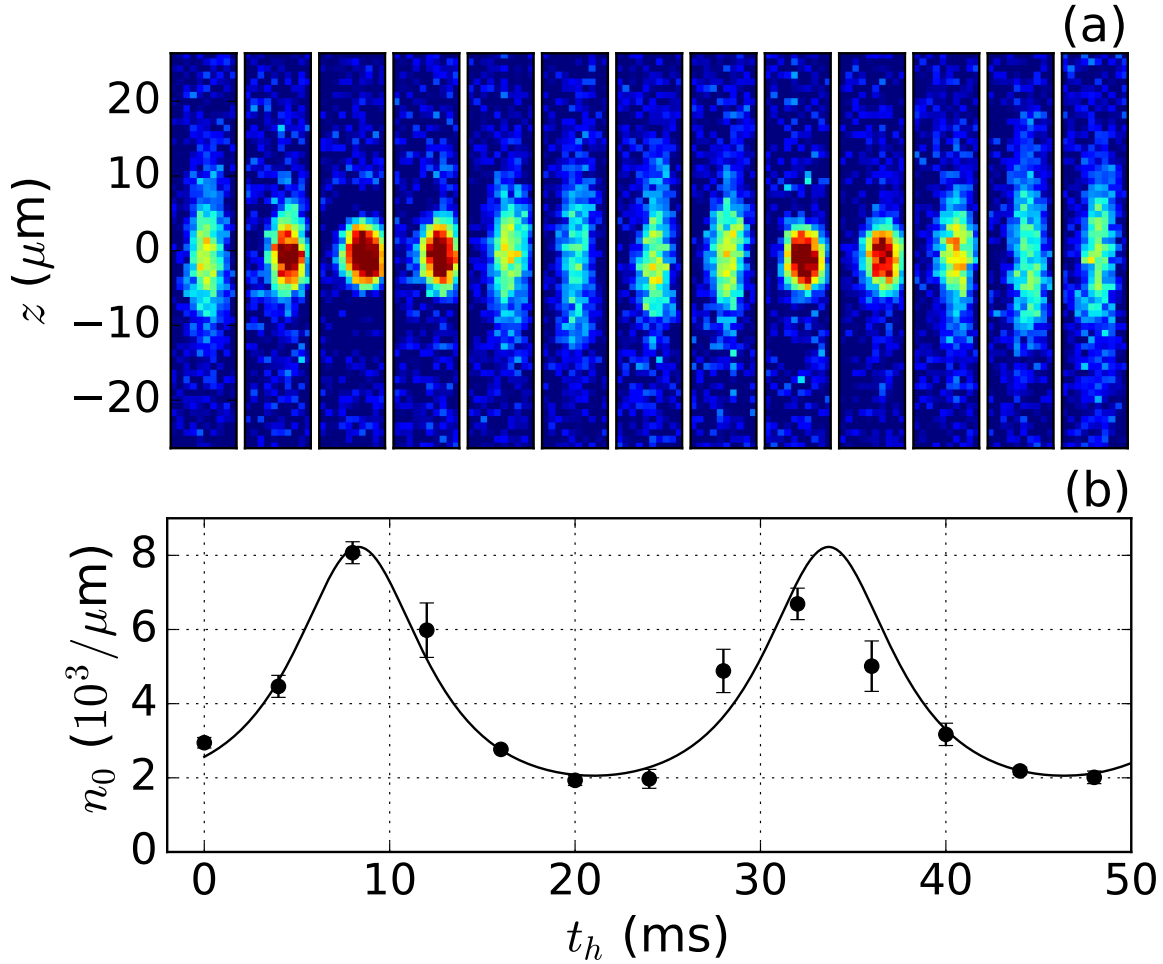


FIG. 1. (a) Experimental images of a 2-soliton breather. The values of the parameters are $a_i = -0.15(2) a_0$, $a_f = -0.54(3) a_0$, $N = 5.4(4) \times 10^4$, $N_c = 5.2(3) \times 10^4$, $\omega_r = (2\pi)297(1)$ Hz and $\omega_z = (2\pi)1.12(2)$ Hz, so that $N/N_c = 1.0(1)$, $\lambda = 265(5)$, and $A^2 = 3.6(6)$. Uncertainties are discussed in Ref. [39]. Each image is a separate realization of the experiment, and the center of the image is adjusted to remove shot-to-shot variation in the center-of-mass. (b) Each datapoint is the result of fitting the axial density $n(z)$ to find its central density n_0 for each of 5 images, and averaging the result. The solid line is a fit to Eq. (1), with fitting parameters $\omega_B = (2\pi)39.4(6)$ Hz, and $\phi = (2\pi)0.17(1)$. Error bars in n_0 are the standard error of the mean. The uncertainty in ω_B is the fitting uncertainty.

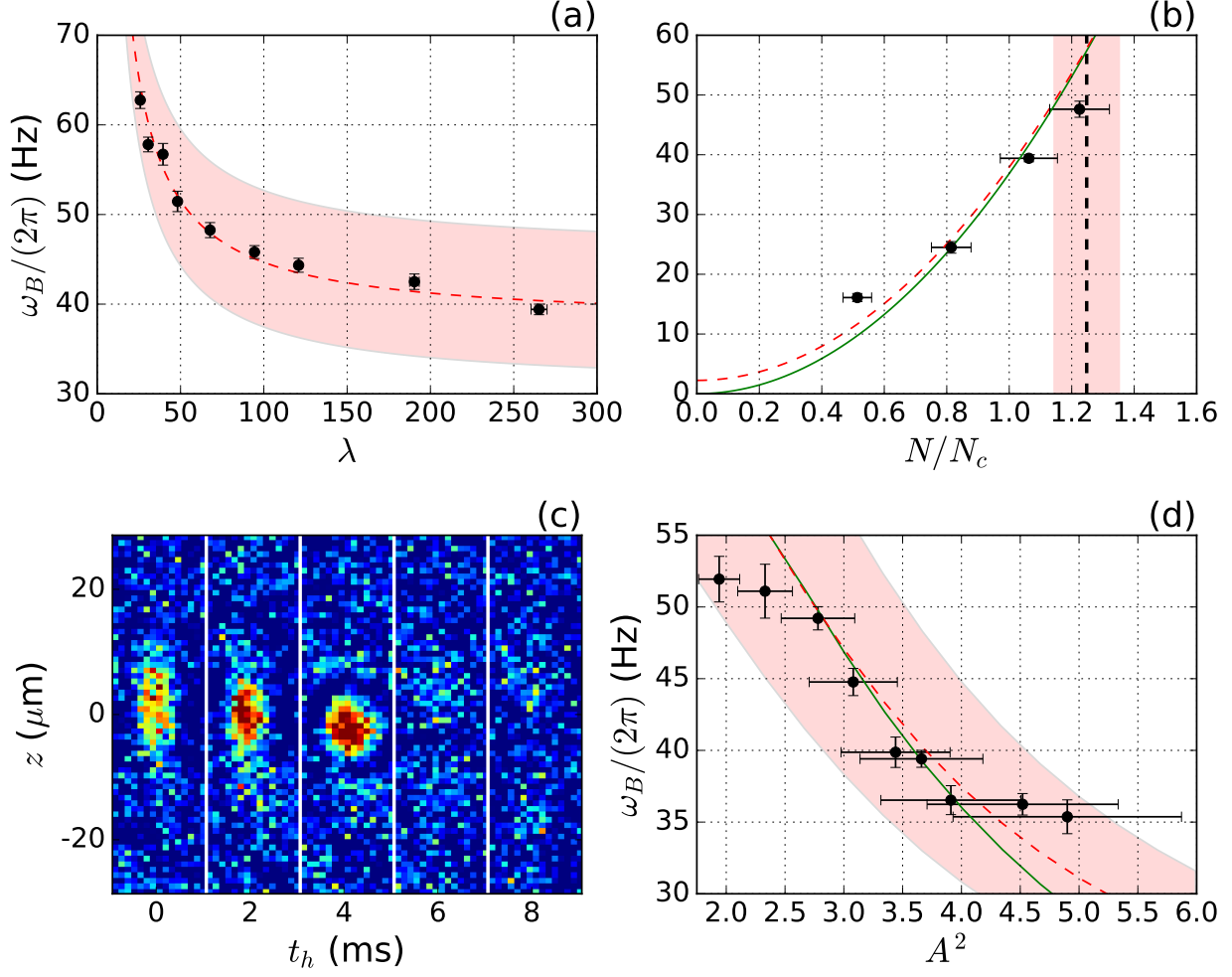


FIG. 2. 2-soliton breather frequency dependence on parameters. The parameters are as shown in Fig. 1 caption, unless specified otherwise. The red dashed lines in (a), (b) and (d) show the solutions of the 1D-GPE simulation, and the red shaded areas show the uncertainty range in ω_B due to the uncertainty in the measured N/N_c . (a) ω_B vs λ . Here, ω_r is fixed while ω_z is varied. The location of the Feshbach resonance zero-crossing field was varied to within its uncertainty (0.2 G) to obtain the best fit GPE solutions to the data [39]. (b) ω_B vs N/N_c . The solid green line is the solution to the 1D-NLSE (Eq. (3)). The vertical dashed line indicates the value of N/N_c above which, collapse is observed. (c) Images showing collapse for t_h between 4 and 6 ms after the quench and for $N/N_c = 1.2(1)$. This sequence of images is taken from a single experimental realization. (d) ω_B vs A^2 . Here, a_f is fixed while a_i is varied. The solid green line is the solution of the 1D-NLSE (Eq. (4)).

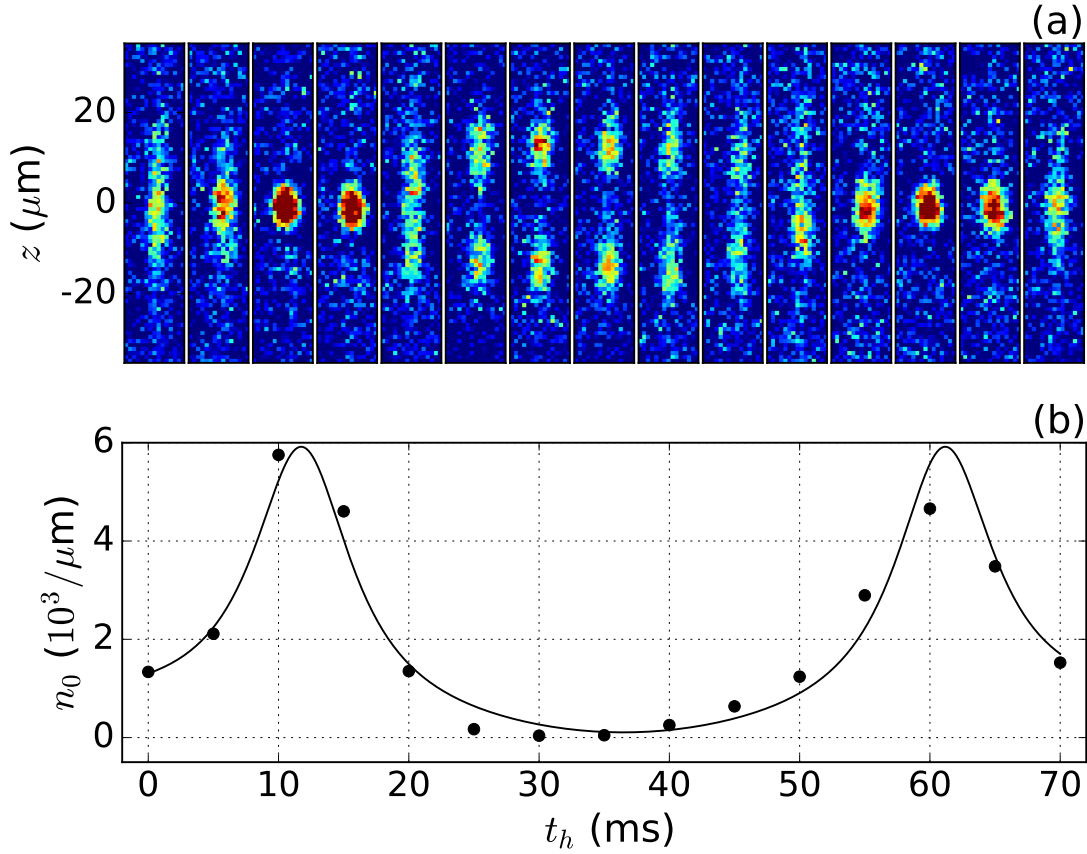


FIG. 3. (a) Experimental images of a 3-soliton breather produced by $A^2 = 7(2)$. A series of phase-contrast images were taken at 5 ms intervals after the quench in a single realization of the experiment. The center of each image is adjusted to remove the center-of-mass variation between the images. Parameters for this data are: $\lambda = 265(5)$, $a_i = -0.08(2) a_0$, and $a_f = -0.57(3) a_0$, and for the initial image ($t_h = 0$), $N/N_c = 1.0(1)$. In each subsequent image N is reduced by 3% due to spontaneous emission by the probe. (b) The closed circles are n_0 extracted from the column density images shown in (a). The solid line is a fit of the data to Eq. (5), giving $\omega_B = (2\pi)10.6(2)$ Hz and $\phi = (2\pi)0.11(1)$.

Supplementary Materials for

Creation and Characterization of Matter-Wave Breathers

D. Luo, Y. Jin, J. H. V. Nguyen, B. A. Malomed, O. V. Marchukov

V. A. Yurovsky, V. Dunjko, M. Olshanii, R. G. Hulet

Error analysis

The uncertainties in N/N_c and in A^2 arise from the uncertainties in the measured quantities: ω_r , N , and a . The radial frequency ω_r is measured by parametric excitation of a trap mode of the BEC at a frequency $2\omega_r$ which produces observable heating and atom loss. The loss feature is fit to a Lorentzian, giving $\omega_r = (2\pi)297(1)$ Hz. The uncertainty in N is due mainly to a 7% systematic uncertainty in the imaging laser detuning. The scattering length is determined from the axial size of the BEC measured as a function of the magnetic field B and compared to a 3D GPE simulation [1]. For B between 536 G and 544 G, $a(B)$ is fit to a linear function, $a(B) = \alpha(B - B_0)$, where $\alpha = 0.091(4)$ a_0/G and $B_0 = 543.8(2)$ G are the fitted parameters. The uncertainty in B_0 results in a systematic uncertainty of $0.02 a_0$ in a , and the uncertainty in α gives an additional fractional uncertainty $\Delta a/a = 4.5\%$, where the former dominates the uncertainty in a_i , while the latter contribution dominates the uncertainty in a_f . We found that the data are in best agreement with the 1D GPE simulations assuming that $B_0 = 544.0$ G. Since this value of B_0 is within our measurement uncertainty, we use it to evaluate $a(B)$.

Factorization ansatz for breathers beyond the one-dimensional regime

Here we use a factorization ansatz to obtain an analytic approximation of the collapse threshold for the 2-soliton breather. Consider N atoms with mass m trapped in the harmonic potential with frequency ω_r in the transverse (xy) direction. Let $\hbar\omega_r$ be the energy unit and $a_r = \sqrt{\hbar/m\omega_r}$ be the length unit. This system is described by the

Schrödinger equation

$$NE_{3D}\psi = \hat{H}_{3D}\psi, \quad (1)$$

where

$$\hat{H}_{3D} = \sum_{j=1}^N \left(-\frac{1}{2} \frac{\partial^2}{\partial z_j^2} + \hat{H}_\perp(r_j) \right) + \frac{4\pi a}{a_r} \sum_{j<j'} \delta(j-r_{j'}), \quad (2)$$

a is the scattering length,

$$\hat{H}_\perp = -\frac{1}{2} \left(\frac{\partial^2}{\partial r^2} + \frac{1}{r} \frac{\partial}{\partial r} \right) + \frac{1}{2} r^2, \quad (3)$$

and $r_j = \sqrt{x_j^2 + y_j^2}$ is the transverse radius.

Following [2], let us take the wavefunction in the form of a product of many-body axial and transverse wavefunctions

$$\psi = \varphi(\{z\}) \prod_{j=1}^N \Phi(r_j), \quad (4)$$

where $\{z\} = \{z_1, \dots, z_N\}$ is the set of atom axial coordinates and the transverse function is a Hartree product of single-atom functions $\Phi(r_j)$ of the transverse radius r_j (the transverse ground state contains only axially symmetric functions). The single-atom functions are normalized i.e.

$$2\pi \int_0^\infty r dr |\Phi(r)|^2 = 1. \quad (5)$$

Projection of the Schrödinger equation (1) onto the transverse functions leads to the Lieb-Liniger-McGuire model [3–5] for the axial function

$$\left[-\frac{1}{2} \frac{\partial^2}{\partial z_j^2} + \tilde{g}_{1D} \frac{a}{a_r} \sum_{j<j'} \delta(z_j - z_{j'}) \right] \varphi(\{z\}) = NE_{\{N\}} \varphi(\{z\}), \quad (6)$$

where

$$\tilde{g}_{1D} = 8\pi^2 \int r dr |\Phi(r)|^4 \quad (7)$$

is the effective 1D interaction strength. When $\Phi(r)$ is the ground-state wavefunction of the transverse harmonic potential, we have $\tilde{g}_{1D} = 2$ [6], in agreement with the nonlinear coupling constant g_{1D} in Eq. (2). Assuming $a < 0$, there exist multistring solutions [4], in

addition to the single-string solutions considered in [2]. Due to the translational invariance of the Hamiltonian (2) and Eq. (6) in the z -direction, these solutions are also translationally invariant and have homogeneous density. Localized solutions, corresponding to mean-field multi-solitons, can be constructed as a superposition of multistring solutions with different string velocities [7]. The multistring energy tends to the multi-soliton energy in the mean-field limit, and for the N_s -soliton breather the energy per atom is given by

$$E_{\{N\}} = -\frac{1}{24} \left(\frac{\tilde{g}_{1D} a N}{a_r} \right)^2 \epsilon_{\{N\}}. \quad (8)$$

Here

$$\epsilon_{\{N\}} \approx \frac{1}{N^3} \sum_i N_i^3 \quad (9)$$

and the numbers of atoms in the constituent solitons are $\{N\} = \{N_1, N_2, \dots, N_{N_s}\}$ with $\sum_i N_i = N$.

The transverse single-atom functions can be evaluated using the variational principle for the total energy $\langle \psi | \hat{H}_{3D} | \psi \rangle = N \left(E_{\{N\}} + \langle \Phi | \hat{H}_{\perp} | \Phi \rangle \right)$. Unlike the Gaussian variational function, used in [2], here the variation over $\delta \Phi^*$ leads to the radial GPE

$$\left[\hat{H}_{\perp} - \frac{16}{3} \pi^3 \left(\frac{a}{a_r} \right)^2 N^2 \epsilon_{\{N\}} \int r' dr' |\Phi(r')|^4 |\Phi(r)|^2 \right] \Phi(r) = E_r \Phi(r). \quad (10)$$

It depends only on the universal parameter — the scaled atom number

$$\tilde{N} = \frac{a}{a_r} \sqrt{\epsilon_{\{N\}}} N \quad (11)$$

and was solved numerically. The solution diverges showing collapse at $\tilde{N} \geq 0.717$. Therefore, a collapse occurs at $N > N_c / \sqrt{\epsilon_{\{N\}}}$, where $N_c = 0.717 a_r / a$ is the critical number of atoms for the single string, corresponding to the fundamental soliton. The factor of 0.717 is closer to the value of 0.676, obtained in [8] by a numerical solution of 3D GPE, than the value of 0.76 in [2] with the Gaussian transverse function.

The critical atom number depends on the axial state since the effective 2D interaction strength in (10) is proportional to the binding energy of the multi-soliton state. Then the collapse threshold increases with the number of solitons. For N_s -breather containing

solitons with masses $N_i = (2i - 1)N/N_s^2$ ($1 \leq i \leq N_s$) we have $\epsilon_{\{N\}} \approx (2N_s^2 - 1)/N_s^4$ and, therefore, collapse is predicted at $N/N_c > N_s^2/\sqrt{2N_s^2 - 1}$. For the $N_s = 2$ breather, the model gives the approximate estimate of $N/N_c = 1.5$.

-
- [1] S. E. Pollack, D. Dries, M. Junker, Y. P. Chen, T. A. Corcovilos, and R. G. Hulet, *Phys. Rev. Lett.* **102**, 090402 (2009).
- [2] L. Salasnich, *J. Phys. B: At. Mol. Opt. Phys.* **39**, 1743 (2006).
- [3] E. H. Lieb and W. Liniger, *Phys. Rev.* **130**, 1605 (1963).
- [4] J. B. McGuire, *J. Math. Phys.* **5**, 622 (1964).
- [5] F. A. Berezin, G. P. Pohil, and V. M. Finkelberg, *Vestnik Moskovskogo Universiteta* (in Russian) **1**, 21 (1964).
- [6] V. A. Yurovsky, M. Olshanii, and D. S. Weiss, in *Adv. in At., Mol. and Opt. Phys.*, Vol. 55 (Elsevier Academic Press, New York, 2008) p. 61.
- [7] H. A. Haus and Y. Lai, *Phys. Rev. A.* **40**, 854 (1989).
- [8] A. Gammal, T. Frederico, and L. Tomio, *Phys. Rev. A.* **64**, 055602 (2001).