

Exploring the centrality dependence of elliptic and triangular flows

V.L. Korotkikh¹ and A.M. Snigirev^{1,2}

¹ *Skobeltsyn Institute of Nuclear Physics, Lomonosov Moscow State University, 119991, Moscow, Russia* and

² *Bogoliubov Laboratory of Theoretical Physics, JINR, 141980, Dubna, Russia*

(Dated: October 8, 2021)

A detailed study of elliptical and triangular eccentricities in the initial state of relativistic heavy ion collisions is presented. A model of randomly distributed sources of energy density in the transverse plane based on the effective theory of Color Glass Condensate is used. This model describes well the ALICE and ATLAS data for Pb+Pb collisions at center-of-mass energy 5.02 TeV per nucleon pair in a wide range of centralities, if the second v_2 and third v_3 harmonics of the anisotropic flow are simply implied to be proportional to the eccentricities ε_2 and ε_3 as a reasonable approximation. The eccentricity ε_2 is closely related with the collision geometry and its centrality dependence is mainly determined by the edge diffuseness of the region of the uniform distribution of the saturation pulse of the oncoming nucleus. The eccentricity ε_3 is completely determined by the chaotic fluctuations of the source position in the region of overlapping nuclei and is substantially dependent on the overlap area only.

PACS numbers: 25.75.-q, 24.10.Nz, 24.10.Pa

I. INTRODUCTION

Having the LHC put into operation, one got access to a number of experimental intriguing and exquisite phenomena which would have never been systematically studied at the accelerators of previous generations. In this paper we explore and draw attention to the centrality dependence of elliptic and triangular flows as a power probe of collective properties of sub-nuclear matter created in relativistic heavy ion collisions (see, e.g., recent Proceedings of Quark Matter 2018 [1]). Such dependence has been thoroughly measured by the ALICE [2] and ATLAS [3] Collaborations in Pb+Pb collisions at center-of-mass energy 5.02 TeV per nucleon pair. In particular, these measurements demonstrate the nontrivial centrality dependence of the ratio of the second flow harmonic to the third one, which is typically missed in hydrodynamical calculations [4] and in many phenomenological approaches (for instance, in the popular HYDJET++ model [5–7]). A simple model of event-by-event fluctuations of energy density proposed in Ref. [8] reproduces naturally the experimental data for the ratio above for the central collisions (up to 30%) and here is applied to investigate the centrality dependence of elliptic and triangular flows in detail.

Our article is organized as follows. The basic principles of the approach are given in Sec. II. The numerical results are compared with the experimental data in Sec. III. Conclusions are drawn in Sec. IV.

II. THEORETICAL FRAMEWORK

The resulting profile of energy density in an ultrarelativistic nucleus-nucleus collision is simulated [8] as the sum of contributions of elementary collisions between a localized color charge and a dense nucleus. Each elementary collision yields a source of energy density which is

independent of rapidity and decreases with distance from the center of the source. Thus, the energy density $\rho(\mathbf{r}, \mathbf{b})$ as a function of the transverse distance \mathbf{r} and the impact parameter \mathbf{b} is determined by the product of the saturation momentum squared of one nucleus and the random source depositions of other nucleus [8]

$$\rho(\mathbf{r}, \mathbf{b}) = \sum_{j \in A} Q_B^2(\mathbf{s}_{A,j}, \mathbf{b}) \Delta_A(\mathbf{r} - \mathbf{s}_{A,j}, \mathbf{b}) + \sum_{j \in B} Q_A^2(\mathbf{s}_{B,j}, \mathbf{b}) \Delta_B(\mathbf{r} - \mathbf{s}_{B,j}, \mathbf{b}). \quad (1)$$

Here Q_A and Q_B are the saturation momenta of the colliding nuclei A and B to be specified below. The positions $\mathbf{s}_{A,j}$ and $\mathbf{s}_{B,j}$ are assumed to be independent random variables.

The profile Δ of energy source in nucleus (A/B) is selected in the form which is satisfied the short distance correlations in the Color Glass Condensate (CGC) approach [9–11]:

$$\Delta(\mathbf{r} - \mathbf{s}_{A,j}, \mathbf{b}) = \begin{cases} \frac{8}{g^2 N_c} \frac{1}{|\mathbf{r} - \mathbf{s}_{A,j}|^2 + Q_A^{-2}(\mathbf{r}, \mathbf{b})}, & |\mathbf{r} - \mathbf{s}_{A,j}| < 1/m \\ 0, & |\mathbf{r} - \mathbf{s}_{A,j}| > 1/m \end{cases}, \quad (2)$$

where g is the dimensionless coupling constant of QCD, N_c is the number of colors ($N_c = 3$ for QCD) and m is the infrared cutoff parameter of the order of the pion mass. At the large distance $\Delta(\mathbf{r})$ decreases like $1/r^2$ as for a Coulomb field in two dimensions. However, $\Delta(\mathbf{r})$ goes to a finite value for $r \rightarrow 0$, while it would diverge for a pointlike charge. The physical interpretation is that the charge is spread over a distance $\sim 1/Q_A$. The number of elementary charges contained in an area of this size is of order $1/g^2$, which explains the normalization factor in Eq. (2).

If a source is located in the region of the nuclear size then the distribution (2) is concentrated inside an area

with a radius $|\mathbf{r}| < 1/m = 1.4$ fm. It is considerably smaller than the transverse area of heavy nuclei (for instance, for Pb with the radius $R = 6.62$ fm). At $\mathbf{s}_{A,j} = \mathbf{r}$ the energy intensity is maximum in the nuclear center and is proportional to $Q_A^2(\mathbf{r}, \mathbf{b})$. The integral intensity of one source is equal to

$$I_A(\mathbf{r}, \mathbf{b}) = \int d^2s \Delta(\mathbf{r} - \mathbf{s}, \mathbf{b}) = \frac{8\pi}{g^2 N_c} \ln\left(1 + \frac{Q_A^2(\mathbf{r}, \mathbf{b})}{m^2}\right). \quad (3)$$

In the so-called magma model [8] Q_A^2 is assumed to be proportional to the integral of the nuclear density over the longitudinal coordinate z , i. e. to the thickness function:

$$Q_A^2(x, y) = Q_{s0}^2 T_A(x, y) / T_A(0, 0), \quad (4)$$

where this thickness function is defined as

$$T_A(x, y) = A \int dz \rho_A(x, y, z) \quad (5)$$

and the three-dimension nuclear density $\rho_A(x, y, z)$ is determined by the standard Fermi-Dirac (or Woods-Saxon) distribution

$$\rho_A(x, y, z) = \rho_0 \frac{1}{e^{(r-R)/d} + 1}. \quad (6)$$

Here R is the nuclear radius, A is its atomic number, d is the diffuseness edge parameter and ρ_0 is a normalization constant so that $\int d^3r \rho_A(r) = 1$. The value of the saturation momentum Q_{s0} at the nucleus center is a free parameter in this approach.

The number of sources per unit area (density) is determined in accordance with the distribution (4) and is equal to

$$n_A = \frac{N_c^2}{32\pi} \frac{Q_A^2(\mathbf{r}, \mathbf{b})}{\ln\left(1 + \frac{Q_A^2(\mathbf{r}, \mathbf{b})}{m^2}\right)}. \quad (7)$$

Thus, the maximum number of sources in the nuclear transverse area with $R = 6.62$ fm at $Q_{s0} = 1.24$ GeV is estimated as $N_{PB} = 96$. This number characterizes the fluctuation scale.

The needed eccentricities are calculated by the standard formulas (for simplicity we omit the variable b):

$$\begin{aligned} \varepsilon_n &= \varepsilon_{n,x} + i\varepsilon_{n,y} = \frac{\int ds ds d\phi e^{in\phi} s^n \rho(\mathbf{s})}{\int ds ds d\phi s^n \rho(\mathbf{s})}, \\ |\varepsilon_n|^2 &= \varepsilon_{n,x}^2 + \varepsilon_{n,y}^2, \\ \varepsilon_n\{2\} &= \sqrt{\langle |\varepsilon_n|^2 \rangle}, \end{aligned} \quad (8)$$

where angular brackets denote an average value over many events in a narrow centrality class. The effective transverse overlap area between the two nuclei is defined as [12]

$$S(b) = 4\pi \sqrt{\langle x^2 \rangle} \sqrt{\langle y^2 \rangle}. \quad (9)$$

We note that there is no commonly accepted definition of the absolute normalization of the overlap area. Our area definition with maximum magnitude 4π is four times larger than that defined, for instance, in Ref. [13] but coincides practically with the geometrical overlap area of two disks with uniform two-dimensional distribution of density.

III. RESULTS

The formalism briefly reviewed in the previous Sec. II is applied to calculate the initial eccentricities ε_2 and ε_3 as functions of the geometrical centrality $C = b^2/(4R^2)$ in relativistic heavy ion collisions. One should note that anisotropic flow is not measured on an event-by-event basis. Values accessible experimentally are moments or cumulants of the distribution of the flow harmonic coefficients v_n . The lowest order cumulants are defined as [14]:

$$v_n\{2\} = \sqrt{\langle |v_n|^2 \rangle}. \quad (10)$$

In the linear response approximation they are simply proportional to the corresponding cumulants of the initial eccentricities:

$$\begin{aligned} v_2\{2\} &= k_2 \varepsilon_2\{2\}, \\ v_3\{2\} &= k_3 \varepsilon_3\{2\}. \end{aligned} \quad (11)$$

For the central collisions (up to 30%) the magma model describes successfully [8] the experimental data on v_2 and v_3 as functions of centrality percentile, measured by the ATLAS Collaboration [3] in 5.02 TeV Pb+Pb collisions. The proportionality coefficients $k_2 = 0.321$ and $k_3 = 0.314$ together with the saturation momentum $Q_{s0} = 1.24$ GeV were adjusted to data.

We reproduce numerically the results of Ref. [8] with the same free parameters $k_2 = 0.321$, $k_3 = 0.314$ and $Q_{s0} = 1.24$ GeV fixing the nuclear diffuseness edge parameter $d = 0.1$ fm. At such a small value of d the eccentricity ε_2 calculated in the magma model is close to the pure geometrical one, $\varepsilon_{2,\text{geom}} = b/(2R)$, obtained in the hard sphere model for the centrality interval 2–30%. For the very small centrality 0–2% the magma eccentricity goes to a finite value, while the geometrical ε_2 goes to zero at $C \rightarrow 0$. For the large centralities ($> 30\%$) a linear dependence $v_n(C) = k_n \varepsilon_n(C)$ with constant coefficients k_n is not realized. However, the hydrodynamic calculations indicate that the linear response $v_2(C) = k_2(C) \varepsilon_2(C)$ is still possible in a wide centrality region if one uses the correct centrality dependence of $k_2(C)$.

In nuclear physics the edge parameter $d = 0.545$ fm is commonly used to describe the diffuseness of the nucleon density on the nucleus edge. Moreover, the diffuseness of gluon field edge in a nucleus can be even larger than the nucleon diffuseness. Therefore, we investigate the influence of the edge parameter on the centrality dependence of eccentricities. The results are presented in Fig. 1 at the different diffuseness parameters d . The best agreement

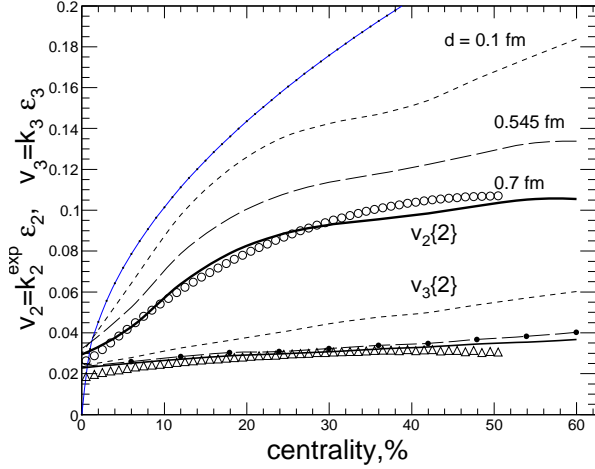


FIG. 1: The elliptic and triangular flow cumulants in the magma model. The ALICE data in 5.02 TeV Pb+Pb collisions are open icons. The model predictions at the different diffuseness parameter d are the lines. The dotted line is the model result at $d = 0$ fm. $k_3 = 0.321$.

with experimental data is obtained at $d = 0.7$ fm and k_2^{exp} [2]. At the sharp nuclear edge the overlap region is strongly pronounced. It is not the same at the large diffuseness. The eccentricity ε_2 becomes smaller at the large centralities. This result indicates a significant role of the gluon field edge region for the second harmonic. The third harmonic is weakly sensitive to the diffuseness

variation, i.e. to the shape of the overlap region.

Unlike the second harmonic determined by the overlap region shape (the collision geometry) mainly, the third harmonic has a pure fluctuation origin and its magnitude is practically determined by the overlap region area, but not its shape. The indirect evidence of this affirmation follows from the fact that the ratio $\sqrt{\langle v_3^2 \rangle - \langle v_3 \rangle^2} / \langle v_3 \rangle$ is constant at all centralities and is dependent on the transverse momentum slightly.

Figures 2 and 3 illustrate the statement above. Indeed, in the simple model of hard sphere we can easily calculate the area of overlap region $S(C) \simeq \pi R^2(1 - \sqrt{C})$ and therefore the number of sources $N_{sources} = \text{density} \times S(C)$. If the third harmonic has a pure fluctuation origin then its magnitude should be

$$v_3(C) \sim \frac{1}{\sqrt{N_{sources}}} \simeq \frac{K_3}{\sqrt{(1 - \sqrt{C})}}. \quad (12)$$

This pure fluctuation centrality dependence (12) is shown in Fig. 2 in comparison with experimental data. At $K_3 = 0.0183$ we obtain a very good simple fit practically in the all centrality region.

Moreover, the area of the overlap region has the significance only, but not its shape, that is illustrated in Fig. 3. In this Figure we show the magma triangular flow v_3 calculated at $b = 0$, but with the radius

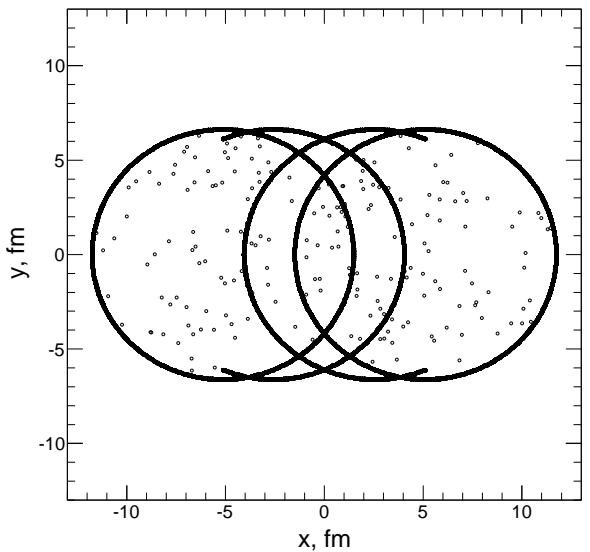
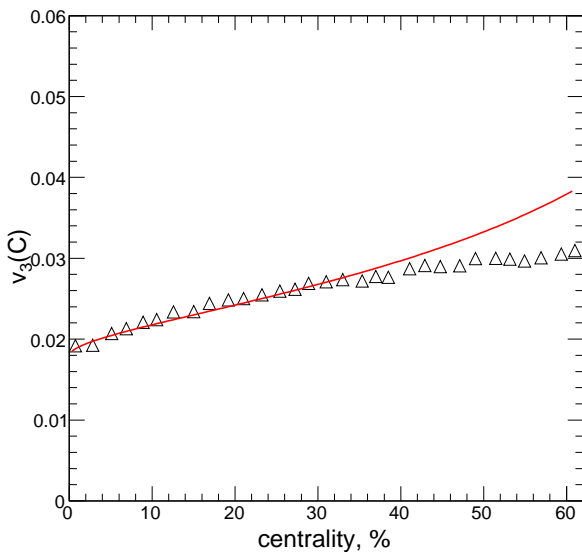


FIG. 2: The line is the centrality dependence in accordance with Eq. (12) at $K_3 = 0.0183$. Open icons are the ALICE data [2] (left). The changing of the overlap region with the variation of the collision centrality ($C = 60\%$ and 12%) is presented for the illustration (right).

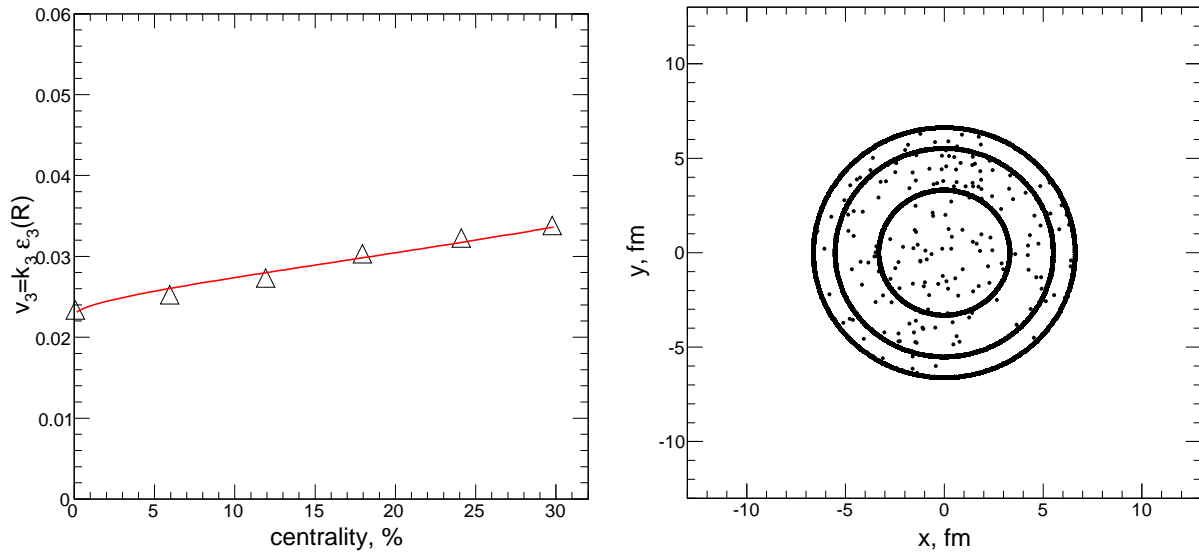


FIG. 3: The line is the triangular flow in the magma model at $b = 0$ with the radius variation in accordance with Eq. (13) and at $k_3 = 0.022$ in Eq. (11). Open icons are the ALICE data [2] (left). The changing of the overlap region with the radius variation ($R = 6.62, 5.3, 3.1$ fm) is presented for the illustration (right).

$$R(C) = R\sqrt{1 - \sqrt{C}}. \quad (13)$$

In this case the overlap region has a shape of a circle (Fig. 3, the right panel), but with the same area as the overlapping in the hard sphere model at the given centrality C . Again the good agreement with experimental data takes place.

The “pure fluctuation” contribution to the second harmonic reveals itself in the most central collisions (0–2%) only, where the “pure geometrical” contribution goes to zero. This explains also the interesting observation that the ratio $v_2/v_3 = 1$ at $C = 0$. One should note that the absolute magnitude both harmonics in this centrality interval is determined by the source number, i.e. by the area of overlapping at last. It means that magma model predicts the larger value of both harmonics for the lighter nuclei:

$$v_n(C = 0) \sim \frac{1}{\sqrt{N_{\text{sources}}}} \sim A^{-1/3}. \quad (14)$$

IV. CONCLUSION

Our investigation shows that the third harmonic has a pure fluctuation origin and its centrality dependence is

determined by the variation of the overlapping area with the changing of the centrality C and is well fitted by the simple “fluctuation” formula (12). The elliptic flow coefficient v_2 is closely related with the collision geometry, and its centrality dependence is mainly determined by the edge diffuseness. The “pure fluctuation” contribution to the second harmonic reveals itself in the most central collisions (0–2%) only. In this centrality interval the absolute value of all harmonics is simply determined by the number of sources and is independent of the shape of the overlapping region. The magma model gives the interesting prediction for the behavior of magnitude of all harmonics with the variation of atomic number A (scaled as $A^{-1/3}$) in the most central collisions (0–2%).

The calculated initial eccentricities ε_2 and ε_3 can be used as an input to the phenomenological models like the HYDJET++ to improve the description of the centrality dependence of the flow azimuthal characteristics.

Acknowledgments

Discussions with A.I. Demyanov and I.P. Lokhtin are gratefully acknowledged. The paper was partially supported by Russian Foundation for Basic Research (grant 18-02-00155).

- (2018), arXiv:1804.02944 [nucl-ex].
- [3] M. Aaboud *et al.* (ATLAS Collaboration), JHEP **01**, 51 (2020), arXiv:1904.04808 [nucl-ex].
 - [4] P. Alba, V. Mantovani, J. Noronha, J. Noronha-Hostler, P. Parotto, I. Portillo Vazquez, and C. Ratti, Phys. Rev. C **98**, 034909 (2018).
 - [5] I.P. Lokhtin, L.V. Malinina, S.V. Petrushanko, A.M. Snigirev, I. Arsene, and K. Tywoniuk, Comput. Phys. Commun. **180**, 779 (2009).
 - [6] L.V. Bravina, B.H. Brushheim Johansson, G.Kh. Eyyubova, V.L. Korotkikh, I.P. Lokhtin, L.V. Malinina, S.V. Petrushanko, A.M. Snigirev, and E.E. Zabrodin, Eur. Phys. J. C **74**, 2807 (2014).
 - [7] L.V. Bravina, B.H. Brushheim Johansson, G.Kh. Eyyubova, V.L. Korotkikh, I.P. Lokhtin, L.V. Malinina, S.V. Petrushanko, A.M. Snigirev, and E.E. Zabrodin, Phys. Rev. C **89**, 024909 (2014).
 - [8] F. Gelis, G. Giacalone, P. Guerrero-Rodriguez, C. Marquet, and J.-Y. Ollitrault, arXiv:1907.10948 [nucl-th].
 - [9] A. Krasnitz and R. Venugopalan, Phys. Rev. Lett. **84**, 4309 (2000).
 - [10] T. Lappi, Phys. Lett. B **643**, 11 (2006).
 - [11] J.L. Albacete, P. Guerrero-Rodriguez and C. Marquet, JHEP **01**, 073 (2019).
 - [12] D. d'Enterria, G.Kh. Eyyubova, V.L. Korotkikh, I.P. Lokhtin, S.V. Petrushanko, L.I. Sarycheva, and A.M. Snigirev, Eur. Phys. J. C **66**, 173 (2010).
 - [13] S.A. Voloshin and Y. Zhang, Z. Phys. C **70**, 665 (1996).
 - [14] N. Borghini, P.M. Dinh, and J.Y. Ollitrault, Phys. Rev. C **64**, 054901 (2001).