

Solving System of Nonlinear Equations with the Genetic Algorithm and Newtons Method

Ryuji Koshikawa^{1*}, Akira Terui¹[0000–0003–0846–3643], and Masahiko
Mikawa¹[0000–0002–2193–3198]

University of Tsukuba, Tsukuba, Japan
ryuji0503@math.tsukuba.ac.jp
terui@math.tsukuba.ac.jp
mikawa@slis.tsukuba.ac.jp
<https://researchmap.jp/aterui>

Abstract. An implementation and an application of the combination of the genetic algorithm and Newton’s method for solving a system of nonlinear equations is presented. The method first uses the advantage of the robustness of the genetic algorithm for guessing the rough location of the roots, then it uses the advantage of a good rate of convergence of Newtons method. An effective application of the method for the positioning problem of multiple small rovers proposed for the use in asteroid exploration is shown.

Keywords: Nonlinear equations · Newton’s method · Genetic Algorithm.

1 Introduction

Solving a system of nonlinear equations is one of the fundamental problems in science and technology. If the given system consists of algebraic equations, it can be solved with algebraic techniques such as triangularization of the system using Gröbner bases [1]. However, if the given system has non-algebraic equations, algebraic methods may not be applicable.

In such a case, other numerical methods including the genetic algorithm or Newtons method are used for computing the approximate roots ([4], [7]). Newtons method [2] has a good rate of convergence, although the performance of the method depends on the initial values, and it may be difficult to find good initial values in some cases. On the other hand, a method based on the genetic algorithm [6] is sufficiently robust to find global solutions, although the convergence rate may not be high, compared with Newtons method. Furthermore, a combination of both methods has been proposed [3]: first by guessing good

* Current affiliation: MITA International School, Tokyo, Japan. <http://www.mita-is.ed.jp/en/>

initial values by the genetic algorithm, then by using Newton's method for fast convergence.

In this paper, we present an implementation and an application of the combination of the genetic algorithm and Newton's method for solving a system of nonlinear equations. We demonstrate that the present method finds the solutions effectively in the positioning problem of multiple small rovers proposed for the use in asteroid exploration. A comparison with the root-finding with the genetic algorithm is presented.

The rest of this paper is organized as follows. In Section 2, an application of the present method to the positioning problem of multiple rovers and the formulation of a system of nonlinear equations is presented. In Section 3, the result of experiments along with comparison with a method using only the genetic algorithm is shown.

2 Application of the present method to the positioning problem of multiple rovers to be used in asteroid exploration

In this section, we explain an application of the present method to the positioning problem of multiple rovers, proposed by one of the present authors [5], for asteroid exploration.

2.1 Specification of the rovers

The rover has a rectangular shape with approximately 50 mm in length, width, and height, and multiple rovers are placed on the asteroid for exploration. Each rover communicates with others using radio wave with configuring a wireless mesh network on a surface of the asteroid. In the radio wave communication, the rover obtains the received signal strength indicator (RSSI), which is used for estimating relative distances among the rovers.

For communicating with other rovers under good condition even if the rover is placed with unusual position (such as upside down), the rover has a pair of two antennas on each side, and it uses a pair of antennas on the top side for communicating with other rovers (see fig. 1). Let antennas a and b be the pair of the two on the top side, respectively.

2.2 Estimating relative distances among the rovers by using the RSSI

For estimating relative distances among the rovers by using the RSSI, for rover i ($i = 1, \dots, n$), we define a coordinate system \sum_i as shown in fig. 2.

Since each rover communicates with others using antennas on the top side, let a_i and b_i be the antennas a and b on the top side, respectively, and let \sum_{a_i}

¹ © 2013 IEEE.

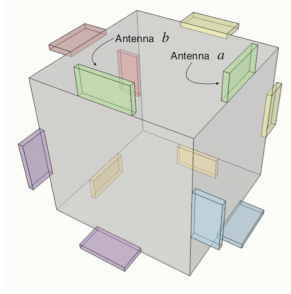


Fig. 1. The rover equipped with twelve antennas [5, Fig. 3]¹.

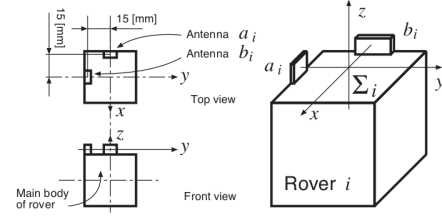


Fig. 2. The coordinate system on the rover i [5, Fig. 10]¹.

and \sum_{b_i} be coordinate systems with the origin placed at the center of a_i and b_i , respectively. Let

$${}^{a_i}\mathbf{p}_{b_j} = \begin{pmatrix} {}^{a_i}x_{b_j} \\ {}^{a_i}y_{b_j} \\ {}^{a_i}z_{b_j} \end{pmatrix} \in R^3$$

denote the position of the antenna b_j with respect to the coordinate system \sum_{a_i} . Especially, ${}^1\mathbf{p}_{a_i}$ denote the position of the antenna a_i with respect to the coordinate system \sum_1 . Furthermore, let ${}^1R_{a_i} \in R^{3 \times 3}$ denote the orientation of the antenna a_i with respect to the coordinate system \sum_1 . Then, by using the relationship

$${}^1\mathbf{p}_{a_i} = {}^1\mathbf{p}_{b_j} + {}^1R_{b_j} {}^{b_j}\mathbf{p}_{a_i}, \quad {}^1\mathbf{p}_{b_j} = {}^1\mathbf{p}_{a_i} + {}^1R_{a_i} {}^{a_i}\mathbf{p}_{b_j},$$

we derive the relative position of the antenna b_j with respect to the coordinate system \sum_{a_i} and vice versa, as

$${}^{b_j}\mathbf{p}_{a_i} = ({}^1\mathbf{p}_{a_i} - {}^1\mathbf{p}_{b_j}) {}^{b_j}R_1, \quad {}^{a_i}\mathbf{p}_{b_j} = ({}^1\mathbf{p}_{b_j} - {}^1\mathbf{p}_{a_i}) {}^{a_i}R_1,$$

noting that ${}^{b_j}R_1 = ({}^1R_{b_j})^{-1}$ and ${}^{a_i}R_1 = ({}^1R_{a_i})^{-1}$.

Next, let ${}^{a_i}\phi_{b_j}$ and ${}^{a_i}\theta_{b_j}$ denote the horizontal and the elevation angle of the antenna b_j with respect to the coordinate system \sum_{a_i} , respectively, as shown in fig. 3. Then, by using the relative position ${}^{a_i}\mathbf{p}_{b_j} = {}^t({}^{a_i}x_{b_j}, {}^{a_i}y_{b_j}, {}^{a_i}z_{b_j})$, ${}^{a_i}\phi_{b_j}$ and ${}^{a_i}\theta_{b_j}$ are derived as

$${}^{a_i}\phi_{b_j} = \arctan\left(\frac{{}^{a_i}y_{b_j}}{{}^{a_i}x_{b_j}}\right), \quad {}^{a_i}\theta_{b_j} = \arctan\left(\frac{{}^{a_i}z_{b_j}}{\sqrt{({}^{a_i}x_{b_j})^2 + ({}^{a_i}y_{b_j})^2}}\right).$$

The horizontal and the elevation angle of the antenna a_i with respect to the coordinate system \sum_{b_j} , respectively, are derived similarly.

² © 2013 IEEE.

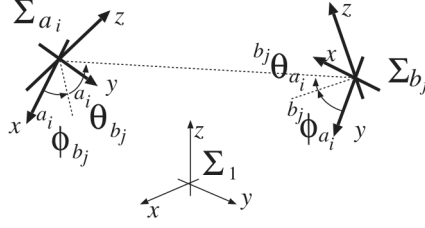


Fig. 3. The horizontal and the elevation angles of rovers [5, Fig. 11] ².

Let $r_{a_i.b_j}$ be the RSSI between the antenna a_i and b_j . By the discussion above, the mathematical model of $r_{a_i.b_j}$ are expressed as

$$\begin{aligned} & r_{a_i.b_j}(^{a_i}x_{b_j}, ^{a_i}y_{b_j}, ^{a_i}z_{b_j}, ^{a_i}\phi_{b_j}, ^{a_i}\theta_{b_j}, ^{b_j}\phi_{a_i}, ^{b_j}\theta_{a_i}) \\ &= r'_{a_i,b_j}(^{a_i}x_{b_j}, ^{a_i}y_{b_j}, ^{a_i}z_{b_j}) + r_h(^{a_i}\phi_{b_j}) + r_h(^{b_j}\phi_{a_i}) + r_v(^{a_i}\theta_{b_j}) + r_v(^{b_j}\theta_{a_i}), \end{aligned} \quad (1)$$

where

$$\begin{aligned} r'(x, y, z) &= -14.69 \log_{10}(\sqrt{x^2 + y^2 + z^2} + 0.31) - 49.17, \\ r_h(\phi) &= \frac{5}{2}(\cos(2\phi) - 1), \\ r_v(\theta) &= 25 \left(\frac{\cos(\frac{5}{2}\pi) \cos(\frac{5}{2}\pi - |\theta|)}{\sin(\frac{5}{2}\pi - |\theta|)} \right) - 1. \end{aligned}$$

We find the values of $^{a_i}x_{b_j}$, $^{a_i}y_{b_j}$, $^{a_i}z_{b_j}$, $^{a_i}\phi_{b_j}$, $^{a_i}\theta_{b_j}$, $^{b_j}\phi_{a_i}$, $^{b_j}\theta_{a_i}$ by solving eq. (1) with respect to these variables. In the original article [5], the author solves the equation by using the genetic algorithm in whole using GALib [8]. In the genetic algorithm, the evaluation function is defined as follows. Let $\bar{r}_{a_i.b_j}$ and $\hat{r}_{a_i.b_j}$ be the measured and the estimated RSSI values, respectively. Then, the evaluation function $f(r)$ is defined as

$$\begin{aligned} f(r) &= \sum_{i=1}^n \sum_{j=i+1}^n \{ (\bar{r}_{a_i.a_j} - \hat{r}_{a_i.a_j})^2 + (\bar{r}_{a_i.b_j} - \hat{r}_{a_i.b_j})^2 \\ &\quad + (\bar{r}_{b_i.a_j} - \hat{r}_{b_i.a_j})^2 + (\bar{r}_{b_i.b_j} - \hat{r}_{b_i.b_j})^2 \}. \end{aligned} \quad (2)$$

2.3 Setting up nonlinear equations with Newton's method and the genetic algorithm

In this paper, let us assume that all the rovers have the same direction and they are placed on the xy plane so that the elevation angle $^{a_i}\theta_{b_j}$ are omitted.

Nonlinear equations for estimating relative distance and the rotation angle between two rovers are derived, as shown in fig. 4. Let φ be the acute angle between lines C_1C_{12} and C_1C_2 . Note that triangles $A_1A_2A_{12}$, $B_1B_2B_{12}$

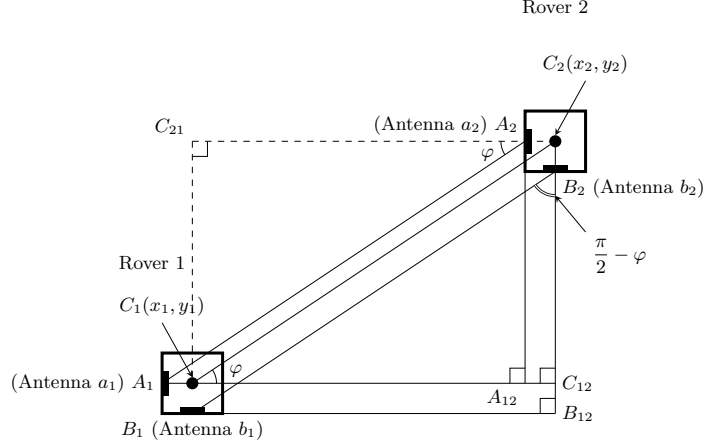


Fig. 4. Positions of two rovers.

and $C_1C_2C_{12}$ are congruent. Since $\angle C_2C_1C_{12} = \angle A_2A_1A_{12}$ and $\angle A_2A_1A_{12}$ and $\angle A_1A_2C_{21}$ are the complex angle, we have $\angle A_1A_2C_{21} = \varphi$. Furthermore, $\angle B_2B_1B_{12} = \varphi$ shows that $\angle B_1B_2B_{12} = \frac{\pi}{2} - \varphi$. Thus, the RSSI is expressed as

$$r_{a_1-a_2}({}^{a_1}x_{a_2}, {}^{a_1}y_{a_2}, {}^{a_1}\varphi_{a_2}, {}^{a_2}\varphi_{a_1}) = -14.69 \log_{10}(\sqrt{({}^{a_1}x_{a_2})^2 + ({}^{a_1}y_{a_2})^2} + 0.31) - 49.17 + 5(\cos 2\varphi - 1), \quad (3)$$

$$r_{b_1-b_2}({}^{b_1}x_{b_2}, {}^{b_1}y_{b_2}, {}^{b_1}\varphi_{b_2}, {}^{b_2}\phi_{b_1}) = -14.69 \log_{10}(\sqrt{({}^{b_1}x_{b_2})^2 + ({}^{b_1}y_{b_2})^2} + 0.31) - 49.17 + 5(\cos 2(\frac{\pi}{2} - \varphi) - 1). \quad (4)$$

By using $A_1A_2 = B_1B_2$ and rewriting $\cos 2(\frac{\pi}{2} - \varphi)$ as

$$\begin{aligned} \cos \left(2 \left(\frac{\pi}{2} - \varphi \right) \right) &= \cos^2 \left(\frac{\pi}{2} - \varphi \right) - \sin^2 \left(\frac{\pi}{2} - \varphi \right) \\ &= \sin^2 \varphi - \cos^2 \varphi = -\cos(2\varphi), \end{aligned}$$

we have

$$r_{a_1-a_2} - r_{b_1-b_2} = 10 \cos(2\varphi), \quad (5)$$

which gives the value of φ . Then, by solving a system of nonlinear equations

$$\begin{aligned} r_{a_1-a_2}({}^{a_1}x_{a_2}, {}^{a_1}y_{a_2}, \varphi) &= -14.69 \log_{10}(\sqrt{({}^{a_1}x_{a_2})^2 + ({}^{a_1}y_{a_2})^2} + 0.31) \\ &\quad - 49.17 + 5(\cos 2\varphi - 1), \\ \varphi &= \arctan \left(\frac{{}^{a_1}y_{a_2}}{{}^{a_1}x_{a_2}} \right), \end{aligned} \quad (6)$$

we find the relative position of (x_2, y_2) with respect to (x_1, y_1) .

In this paper, we assume that there exists a rover on the origin and we estimate the position of the other rovers by computing the distance and the orientation angle of those from the one on the origin. In the genetic algorithm, the evaluation function is defined as in eq. (2). In Newton's method applied to eq. (6), the Jacobian matrix becomes as

$$J = \begin{pmatrix} \frac{-14.69({}^{a_1}x_{a_2}) \ln 10}{\frac{({}^{a_1}x_{a_2})^2 + ({}^{a_1}y_{a_2})^2 + 0.31\sqrt{({}^{a_1}x_{a_2})^2 + ({}^{a_1}y_{a_2})^2}}{({}^{a_1}x_{a_2})^2 + ({}^{a_1}y_{a_2})^2}} & \frac{-14.69({}^{a_1}y_{a_2}) \ln 10}{\frac{({}^{a_1}x_{a_2})^2 + ({}^{a_1}y_{a_2})^2 + 0.31\sqrt{({}^{a_1}x_{a_2})^2 + ({}^{a_1}y_{a_2})^2}}{({}^{a_1}x_{a_2})^2 + ({}^{a_1}y_{a_2})^2}} \end{pmatrix}. \quad (7)$$

3 Experiments

We have tested the method for estimating positions of rovers placed on the xy plane as shown in fig. 5. For the implementation of the method, GALib [8] was used for the genetic algorithm and our implementation was used for Newton's method.

Position of Rover i ($i = 1, \dots, 8$) is estimated by computing the distance and the horizontal angle between Rover 0 placed on the origin. In the experiments, the genetic algorithm was executed with the following settings: the number of population was set to 100, the number of generation was set to 200, single-point crossover and roulette wheel selection were used with the crossover rate set to 0.9, and the mutation rate was set to 0.01. After evolving the population for repeating the computation for $10 \times 10 = 100$ times (which is denoted by 10×10), the best individuals which minimize $f(r)$ were used as the initial values for Newton's method. Newton's method was terminated either when the magnitude of the updated value became less than 1.0×10^{-10} or the number of iterations reached 100.

The computing environment is as follows: Intel Xeon E5607 2.27GHz, RAM 48 GB, Linux 3.16.0, GCC 9.2.1.

3.1 Experiment 1: estimation of rovers with the present method

Table 1 shows the result of the genetic algorithm computation. The columns are as follows: ' i ' is the index of the rover, 'Actual position' and 'Estimated position' is the actual and the estimated position of Rover i , respectively, 'Relative error' is

$$|d_i - d'_i|/d_i, \quad (8)$$

where d_i and d'_i is the actual and the estimated distance of Rover i from the origin, respectively. The bottom row (with 'Average' in the column of 'Actual position') shows the average of the relative errors. Note that the estimated position is used as the initial value of Newton's method.

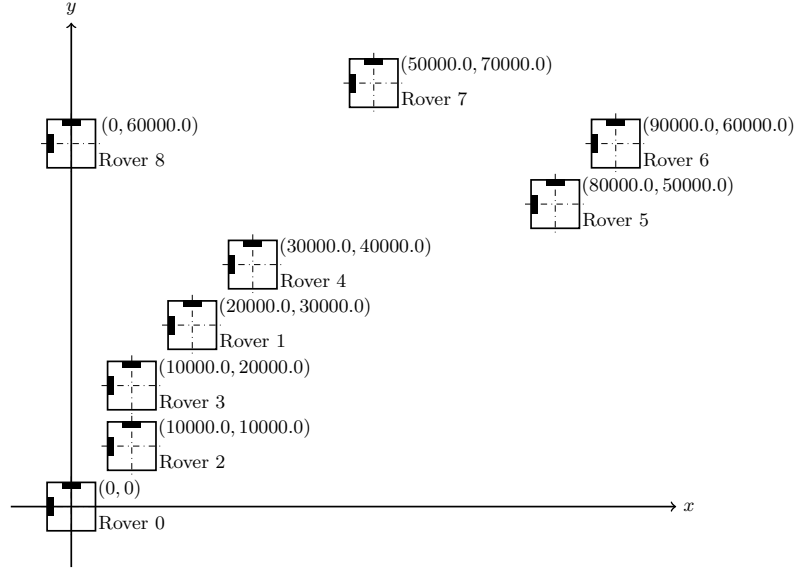


Fig. 5. Positions of the rovers (unit: mm).

Table 2 shows the result of Newton's method after the genetic algorithm. The columns '*i*', 'Actual position', 'Estimated position' and 'Relative error' are the same as those in Table 1. The column '#iterations' is the number of iterations executed for estimating the position. For Rover 5, Newton's method has terminated after the number of iteration becomes 100, while, for the other rovers, it has terminated the magnitude of the updated value has become less than 1.0×10^{-10} . We see that for all the rovers except for Rover 5, the relative error decreases after applying Newton's method. Especially, for Rovers 2, 3 and 8, the relative error decreases significantly.

3.2 Experiment 2: estimation of rovers using only the genetic algorithm and discussions

For comparison, we have conducted another experiment for estimating the position of the rovers using only the genetic algorithm. In this experiment, after executing the genetic algorithm for $n \times n = n^2$ times (which is denoted by $n \times n$), the best population which minimizes $f(r)$ in eq. (2) was chosen. We have solved the equations by this method for $n = 20, 30, 40, 50, 60, 70, 80$. All other settings of the genetic algorithm are the same as those in the previous experiment. Table 3 shows the average of relative errors and the computing time of the experiment. Note that, for comparison, the result for $n = 10$ is taken from Table 1 and the bottom row shows the result of Experiment 1.

Comparison of the average of relative errors of the estimated positions of the rovers in both experiments (Table 3) shows that the present method can estimate

Table 1. The result of estimation by the genetic algorithm with the setting of 10×10 .

i	Actual position	Estimated position (The initial value for Newton's method)	Relative error (8)
1	(20000.0, 30000.0)	(18411.987305, 33178.985596)	0.052413
2	(10000.0, 10000.0)	(10122.98584, 10196.990967)	0.016006
3	(10000.0, 20000.0)	(11677.993774, 20789.993286)	0.066396
4	(30000.0, 40000.0)	(26173.995972, 43239.990234)	0.010896
5	(80000.0, 50000.0)	(77340.995789, 55555.999756)	0.009400
6	(90000.0, 60000.0)	(89379.997253, 64320.999146)	0.018041
7	(50000.0, 70000.0)	(50185.989380, 75285.995483)	0.051808
8	(0, 60000.0)	(2766.006470, 64238.998413)	0.071642
—	Average	—	0.037075

Table 2. The result of estimation by Newton's method.

i	Actual position	Estimated position	Relative error (8)	#iterations
1	(20000.0, 30000.0)	(19511.732516, 29804.663731)	0.011985	99
2	(10000.0, 10000.0)	(10000.000000, 10000.000000)	$< 1.0 \times 10^{-11}$	95
3	(10000.0, 20000.0)	(10000.000000, 20000.000000)	$< 1.0 \times 10^{-11}$	98
4	(30000.0, 40000.0)	(29120.352787, 39684.351546)	0.015552	98
5	(80000.0, 50000.0)	(76602.187691, 50147.903356)	0.029496	100
6	(90000.0, 60000.0)	(91596.396916, 59963.917465)	0.01213	88
7	(50000.0, 70000.0)	(51871.537800, 70688.990493)	0.019247	96
8	(0, 60000.0)	(0.0, 60000.000000)	$< 1.0 \times 10^{-11}$	88
—	Average	—	0.011051	—

the position of the rovers with better accuracy on average than the method using only the genetic algorithm. Furthermore, we see that the present method is significantly more efficient than the method using only the genetic algorithm. Thus, we conclude that the method of combining the genetic algorithm and Newton's method estimates the position of rovers more efficiently than methods using only the genetic algorithm, with better accuracy on average.

4 Concluding remarks

In this paper, we have demonstrated a numerical method combining the genetic algorithm and Newton's method for solving a system of nonlinear equations. Our method uses the genetic algorithm for a global search of approximate roots, then it uses Newton's method for fast convergence. We have formulated the problem of estimating the position of rovers used in asteroid exploration into a system of nonlinear equations for the use of the present method. The experiments have shown that the present method computes the roots with almost the same

Table 3. The result of estimation by the genetic algorithm with the setting of $n \times n$, comparison with the result of the method of combining the genetic algorithm and Newton's method.

n	The average of relative errors	Computing time (sec.)
10	0.037075	2516.31199
20	0.024174	10047.422038
30	0.024484	8614.607373
40	0.020342	15288.596504
50	0.024484	23874.125484
60	0.024605	34370.2462
70	0.032624	46743.015786
80	0.016325	61102.5245
GA+Newton	0.011051	2516.31389

accuracy and significantly better efficiency than a method using only the genetic algorithm.

Future research direction includes the following.

1. Since our formulation of a system of equations (3) uses arctangent function, we can estimate the position of rovers located only in the first and the 4th quadrant. Another formulation of equations for estimating the position of rovers located in the second and the third quadrant will be needed.
2. In this paper, we assumed that the rover is placed horizontally on the xy plane. However, in the actual exploration, the surface of the asteroid is probably not flat, a formulation of the estimation problem in the xyz space with the elevation angle will be needed.
3. In our method, we first estimated the orientation angle of the rovers from the RSSI values as in (5), then solved eq. (3). Since the error in the measured RSSI values affects the coefficients in eq. (3), estimation of errors in the roots of eq. (3) caused by the error in the measured RSSI values will be needed.

References

1. Cox, D.A., Little, J., OShea, D.: Ideals, Varieties, and Algorithms: An Introduction to Computational Algebraic Geometry and Commutative Algebra. Springer, 4th edn. (2015). <https://doi.org/10.1007/978-3-319-16721-3>
2. Deuffhard, P.: Newton Methods for Nonlinear Problems: Affine Invariance and Adaptive Algorithms. Springer (2011). <https://doi.org/10.1007/978-3-642-23899-4>
3. Karr, C., Weck, B., Freeman, L.: Solutions to systems of nonlinear equations via a genetic algorithm. Eng. Appl. Artif. Intel. **11**(3), 369–375 (1998). [https://doi.org/10.1016/S0952-1976\(97\)00067-5](https://doi.org/10.1016/S0952-1976(97)00067-5)
4. Mangla, C., Bhasin, H., Ahmad, M., Uddin, M.: Novel Solution of Nonlinear Equations Using Genetic Algorithm. In: Manchanda P., Lozi R., S.A. (ed.) Industrial Mathematics and Complex Systems, pp. 249–257. Springer (2017). https://doi.org/10.1007/978-981-10-3758-0_17

5. Mikawa, M.: Asteroid wide-area exploration system using plural small rovers and relative distance estimation. In: Proc. 6th International Conference on Recent Advances in Space Technologies (RAST 2013). pp. 949–954. IEEE (2013). <https://doi.org/10.1109/RAST.2013.6581351>
6. Mitchell, M.: An Introduction to Genetic Algorithms. MIT Press, Cambridge, MA, USA (1998)
7. Rovira, A., Valds, M., Casanova, J.: A new methodology to solve non-linear equation systems using genetic algorithms. application to combined cycle gas turbine simulation. *Int. J. Numer. Methods Eng.* **63**(10), 1424–1435 (2005). <https://doi.org/10.1002/nme.1267>
8. Wall, M.: GALib: A C++ Library of Genetic Algorithm Components. Mechanical Engineering Department, Massachusetts Institute of Technology (1996), <http://lancet.mit.edu/ga/>, accessed 2020-03-02