

Deep-VFX: Deep Action Recognition Driven VFX for Short Video

Ao Luo
UESTC

2015060501020@std.uestc.edu.cn

Zhijia Tao
UESTC

Ning Xie
UESTC

xiening@uestc.edu.cn

Feng Jiang
UESTC

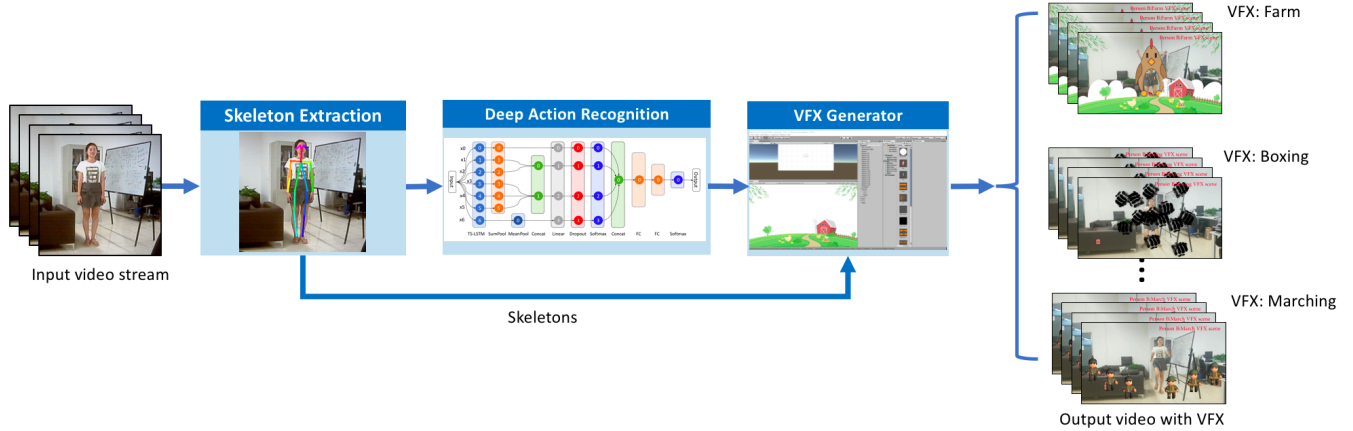


Figure 1: System architecture of Deep-VFX. There are three key modules, which are the skeleton extraction, the deep action recognition, and the VFX generation. By using this motion-driven AI system, users enable to generate VFX short video in the personal style.

KEYWORDS

Motion Capture, LSTM, Skeleton-based Action Recognition, VFX

1 INTRODUCTION

Human motion is a key function to communicate information. In the application, short-form mobile video is so popular all over the world such as Tik Tok. Recently, users would like to add more VFX so as to pursue creativity and personality. Many special effects therefore are made for the short video platform. To do so, the common manner is to create many templates of VFX. However, these preformed templates are not easy-to-use. Because the timing and the content are fixed. Users can not edit the factors as their desired. The only thing they can do is to do tedious attempt to grasp the timing and rhythm of the non-modifiable templates.

This paper aims to provide an user-centered VFX generation method. We propose the LSTM-based action recognition which can identify users' intention by making actions. Together with the human body key point tracking, our system *Deep-VFX* can help users to generate the VFX short video according to the meaningful gestures with users' specific personal rhythm. In details, as illustrated in Figure 1, the proposed Deep-VFX system are composited by three key modules. The skeleton extraction module works to calculate the key points of the user's body (see Section 2). We propose a novel form of intensive TS-LSTM (*iTS-LSTM*) to find out the user's intention in the deep action recognition module (see

Section 3). The VFX generator works to render the short video with the animation assets as post processing. The experimental results demonstrate that our AI-based method achieves the purpose for the motion-driven personal VFX generation of the short video more easily and efficiently.

2 HUMAN BODY SKELETON EXTRACTION

In VFX generation, the special effects highly reply on the skeleton of human body [Wei et al. 2016], face and hand [Simon et al. 2017]. The marker-less motion capture method [Cao et al. 2017] called *OpenPose* is applied in our proposed deep-VFX system. However, the key points dropping in the frames is the vital issue in the real time VFX task. After our well study, the problem comes from the noise caused by the camera hardware. Therefore, we propose the method to restrain both brightness instability and salt-and-pepper noise among continuous frames so as to to guarantee the fluency and stable of the key points in frames. In order to guarantee the real-time performance, all operations of video processing are implemented in CUDA to speed up.

3 INTENSIVE TS-LSTM METHOD FOR SKELETON-BASED ACTION RECOGNITION

LSTM network is suitable to process the sequence task. The most successful domain is natural language processing (NLP). It has excellent ability for learning long and short language sentences [Graves

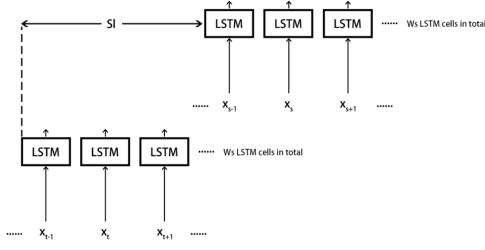


Figure 2: Conceptual diagram of the TS-LSTM module.

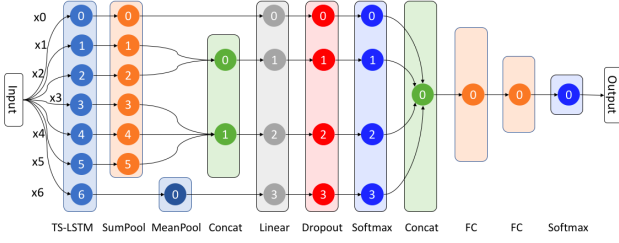


Figure 3: The architecture of iTS-LSTM with the short-term, medium-term and original modules.

1997]. The main topic of this paper is skeleton-based action recognition which is similar to NLP in the aspect of the vector representation. But different from NLP, the action recognition is sensitive to the rhythm variety of actions. Therefore, we use the recommended structure, Temporal Sliding LSTM (TS-LSTM) [Lee et al. 2017].

By taking different parameters in the input layer of TS-LSTM structure, we trap the memory of different temporal terms for the actions. By doing this, we solve the action rhythm various problem. The base of TS-LSTM cell is shown as Figure refslstm. It has a sliding window, this sliding window consists of W_l (Window length) LSTM cells. TS-LSTM cell moves on the input sequence, it jumps TS_l (Temporal Sliding length) frames of the input sequence for each time. The whole network comprises of 7 TS-LSTM cells in total, each cell has different inputs and effects. We improve the original structure of TS-LSTM by adding the component with two neighbouring full connection layers and softmax layer as illustrated in Figure 3. This new form enhances the capability of the neural network in learning multiple features can be fully exploited. We call it as intensive TS-LSTM (iTS-LSTM).

4 EXPERIMENT

In this section, we experimentally evaluate the performance the efficiency of our proposed method through the comparison with other related algorithms. Then, we will show the results of action driven VFX for short videos in practical.

We introduce the configuration of hyper-parameters for the iTS-LSTM network. There are 24 frames in an input skeleton sequence, each frame contains 18 skeleton 2D points (x, y), 36 float numbers in total. The optimizer we use is Adam, the original learning rate is $1e-4$, to ensure the model gradually approach the global optimal result without trapping in a seriously wrong local result. We set the dropout proportion to 0.2 to keep from overfitting. As we seen,

Table 1: Parameters of iTS-LSTM. The concrete parameters for each iTS-LSTM network. The Hidden Size (H_s) is the node number of hidden layer in every LSTM network.

	H_s	D_l	W_l	TS_l	LN
iTS-LSTM ₀	256	1	5	5	128
iTS-LSTM ₁	256	1	11	11	64
iTS-LSTM ₂	256	5	9	9	-
iTS-LSTM ₃	256	1	23	-	32
iTS-LSTM ₄	256	5	19	-	-
iTS-LSTM ₅	256	10	14	-	-
iTS-LSTM ₆	256	0	12	12	64

the window sizes are same with sliding length, the reason is that, with the network kept as most information as it could, we need to improve the real-time ability of the network, so we did not add the overlap at the data input part. After the last concatenation, there are 2 fully connected layers utilized for output. The node number for fc_1 is 72, fc_2 is 18. Finally, fc_2 output to softmax layer, do classification for 4 classes. In conclusion, the accuracy of proposed iTS-LSTM is the highest in Table 2. It shows that iTS-LSTM has better performance with lower risk of overfitting.

Table 2: The comparison on the accuracy and loss.

	ACC.(%)	Loss (Entropy)
iTS-LSTMs	95.30	0.0748
TS-LSTMs (with original data)	94.80	0.0472
TS-LSTMs (without original data)	94.36	0.1142
Double LSTMs	93.12	0.0920
Single LSTM	94.09	0.0682

5 CONCLUSION

In this paper, we proposed the user-centered VFX generation system. It has three main contributions: (1) The skeleton extraction module works to calculate the key points of the user’s body; (2) The novel form of intensive TS-LSTM (iTS-LSTM) to find out the user’s intention in the deep action recognition module; (3) The VFX generator works to render the short video with the animation assets as post processing. The experimental results demonstrate that our AI-based method achieves the purpose for the motion-driven personal VFX generation of the short video more easily and efficiently. In future work, we plan to create more 3D VFX assets of the props and special effects instead of the current 2D effects.

REFERENCES

- Zhe Cao, Tomas Simon, Shih En Wei, and Yaser Sheikh. 2017. Realtime Multi-person 2D Pose Estimation Using Part Affinity Fields. In *IEEE Conference on Computer Vision and Pattern Recognition*. 1302–1310.
- Alex Graves. 1997. Long Short-Term Memory. *Neural Computation* 9, 8 (1997), 1735–1780.
- Inwoong Lee, Doyoung Kim, Seoungyoon Kang, and Sanghoon Lee. 2017. Ensemble Deep Learning for Skeleton-Based Action Recognition Using Temporal Sliding LSTM Networks. In *IEEE International Conference on Computer Vision*. 1012–1020.
- Tomas Simon, Hanbyul Joo, Iain Matthews, and Yaser Sheikh. 2017. Hand Keypoint Detection in Single Images using Multiview Bootstrapping. In *CVPR*.
- Shih-En Wei, Varun Ramakrishna, Takeo Kanade, and Yaser Sheikh. 2016. Convolutional pose machines. In *CVPR*.