

PLANETARY SYSTEM FROM THE OUTER EDGE OF THE INNER VOID - CLASSES AND POPULATIONS OF VARIETY -

MASAHIRO MORIKAWA^a AND SUZUKA AMAYA

Department of Physics, Ochanomizu University, 2-1-1 Otsuka, Bunkyo, Tokyo 112-8610, Japan

Abstract

Planets are common objects in the Universe, observationally as well as theoretically. However, the standard theory of their formation encounters many difficulties, such as dust fall and disk lifetime problems. We positively analyze them, expecting that those problems as a whole may indicate some consistent effective model. Thus we propose a dynamical model of the planet formation based on the assumption that the inner void of gas is commonly formed in the disk without specifying any Physical origin. The basic processes of this model are the dust fall, the accumulation, and the slingshots. The dust in the protoplanetary disk rapidly falls as it grows to the meter size. Then, all of them stops at the outer edge of the void where the gas friction disappears. Such dust clusters rapidly coalesce with each other and easily cause the runaway in the dense and coherent environment. Then the huge clusters are formed there and they are the first generation planets Hot-Jupiters. They immediately slingshot smaller clusters around them towards the outer regions. They are Rocky-Planets, Cold-Gas-Giants, Ice-Giants, and ‘Trans Neptunian objects including ‘Kuiper belt/Oort cloud objects’, depending on the original core mass or the distance blown. Combining numerical calculations of the slingshots and coagulation equations, we obtain the planet population diagram, including the possibility of the massive thermal metamorphosis, the origin of the variety of planetary systems, and the possibility of stray planets/objects.

1. INTRODUCTION - THE ORIGIN OF THE VARIETY -

A variety of planets have been found by many advanced observational methods [Armitage \(2019\)](#). We would like to know how are they formed around a star, in particular the origin of their variety including Hot-Jupiters, Cold-Gas-Giants, asteroids, comets, and stray interstellar objects.

Planets are common structures in the Universe. The recent discovery of thousands of planets [NASA \(2020\)](#) itself indicates that they are common. Moreover, from a simple theoretical point of view, they are proved to be common. That is, the planets are the stable structures of baryonic matter on the balance of their quantum pressure and the self-gravity. We are already familiar with another similar common structure in the Universe, the atoms. Atoms are the stable structures of baryons and leptons on the balance of their quantum pressure and the electromagnetism. Furthermore, the atoms are naturally formed in the early stage of the Universe by the Big Bang nucleosynthesis, except the tiny relative amount of heavier atoms formed later in the various episodes and places.

Therefore, we consider the planet formation process would also be natural and common in the Universe. This is the first of our guiding principle for constructing the planet formation models. Therefore, we do not seek any elaborate mechanism nor detail of the individual problems now but we try to extract any common indications from the vast literature. Indeed, there have been many efforts to reveal the origin of the planets for these several decades [Armitage \(2019\)](#).

There seem to be continual difficulties that prevent the natural formation of the planets. The essential difficulties are ([Ueda 2018](#)): Dust falls too fast toward the central star, in particular at the meter size, before they grow to form protoplanets. Gas in the protoplanetary disk disappears within 10^7 years before all the giants are formed. High-speed collisions and the inevitable turbulence in the gas destroy the dust lump even once formed. Planets fall toward the center including the type-II migration problem. Large collisions are needed for Earth formation... and much more. All of these difficulties could be summarized into the two facts: *All object falls, time is short*. These provide us with a good

^a hiro@phys.ocha.ac.jp

hint for constructing our scenario of planet formation. If all dust falls, then no planets are formed at all. Therefore there must be a void of gas at some region of the disk where no gas friction works. This place should be very inside the disk to have short time scales. Thus we propose a model assuming *the existence of a void of gas at the very central region of the protoplanetary disk*. Then all the falling dust or lumps stop at the outer edge of this inner void (OEIV) of gas. There may be some Physical mechanisms that describe the formation of the gas void, such as Magnetorotational instability, co-rotation instability, photoevaporation, etc. However, we do not specify the mechanism in this paper to avoid complications and the loss of generality.

Thus, the stages of the planetary formation in our model goes as follows in time sequence (see Fig.1). The quantitative results are explained in later sections.

1. Dust and dust clusters **fall toward the center but stops** at the edge of the inner void and accumulate there. We analytically estimate the size-dependent falling time scales. They may be very short such as several hundred years. Turbulence and frequent destructive collision with dissipation, on the common Kepler orbit, promote the coalescence of those dust and dust clusters.
2. The **dense and coherent motion of dust/clusters at the edge of the inner void induces the runaway growth** to yield several huge planets. This population is the Hot-Jupiters. This orbit is too close, say 0.04AU, to the center and Hot-Jupiters may not be stable. However, this runaway time scale may be shorter and several hundred years based on the standard disk model parameters(Ueda 2018).
3. These massive planets at the outer edge **slingshot dust cluster inward and outward**. This stage of evolution is essential to yielding a variety of planet populations.
4. Small dust clusters of size less than 10 Earth-mass are shot in and out, but cannot effectively accrete gas, and the size of them cannot grow. This population is the **Rockey-Planets**. They can be shot widely to 0.01AU to 1000 AU. On the other hand, dust clusters of size more than 10 Earth-mass can be shot up to 0.4AU by one Jupiter (pure three-body system) and 1 to 100 AU by two Jupiters (pure four-body system). These shot planets would migrate toward the center but shot again outward; the planets are always dynamical objects regulated by the outer edge of the inner void(Ford 2001; Marzari 2002; Nagasawa 2008, 2011).
5. **Large dust clusters of size more than 10 Earth-mass shut outside can effectively accrete gas**, and the size of them can grow whenever the gas exists there. In this process, their initially large eccentricity dramatically reduces by acquiring the angular momentum of the gas. This population is the Cold-Gas-Giants or Ice-Giants, depending on the distance blown. They form gap and spiral structures on the planetary disk.
6. **Much smaller dust clusters can be shot very far and become the seeds of ‘Trans-Neptunian Objects’**, including ‘Kuiper Best’ of exoplanet systems. The dust lump of 10^{12} Kg, for example, can be shot 100 to 1000AU within a time scale of 5000 years. Their orbital inclination can easily exceed 30 degrees. Furthermore, the eccentricity of them sometimes exceeds one. Therefore, a vast number of stray objects in the interstellar space can be produced.
7. Giants in term 4 would make gaps in the protoplanetary disk. In the same logic as OEIV but with a much longer time scale, **outer dust/clusters would fall toward the outer edge of these gaps and form lumps**. These lumps may be scattered and resonated by Giants. Thus we expect, in general, to have two kinds of small objects in a planetary system, outer distributed lumps of hot origin and the inner distributed lumps of cold origin.

Although individual processes above would have already been studied in the vast literature, sometimes in-depth, the whole scenario is important to describe the variety of objects in a planetary system.

The construction of this paper is as follows. In section 2, classes and populations of planets, as well as of elements, are described to show that the planets are common in the Universe. In section 3, we describe the above stages in detail. In section 4, we discuss the possible consequences of this scenario and some verifications of the model. A variety of objects is also described here. Finally, in section 5, we summarize our work.

2. CLASSES AND POPULATIONS - PLANETS ARE COMMON -

Planets are common objects in the Universe. Planets are balls of Hydrogen or dust, in the first approximation. They are stable objects formed by the balance of the gravitational attractive force and the quantum mechanical repulsive effect.

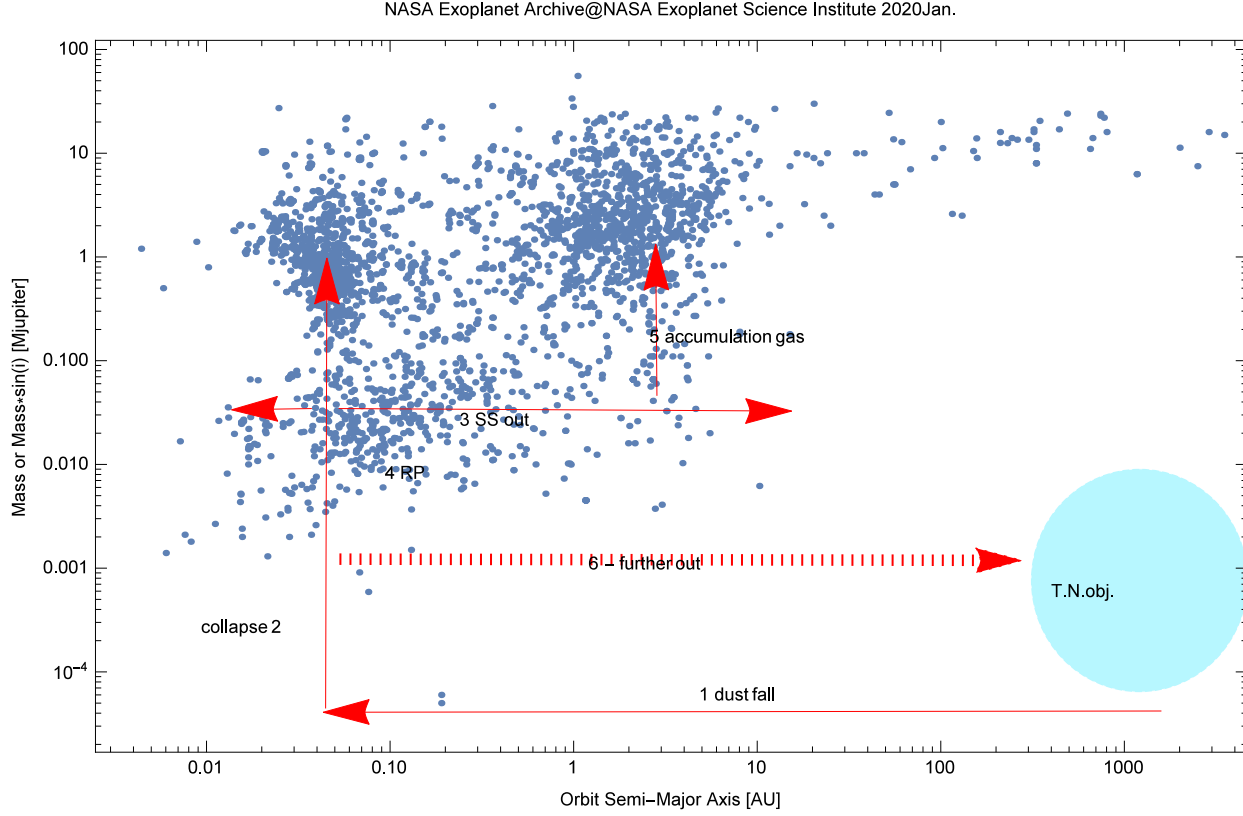


Figure 1. A variety of planets found so far is shown in the diagram of the mass vs. semi-major axis (NASA 2020). Our scenario of the planet formation is illustrated on top of it with the label numbers corresponding to the planet formation stages explained in the text.

2.1. Classes

From the point of view of static stable structures, the planets, as well as their constituents, would be categorized into the following two classes.

2.1.1. Class I. Non-metal¹

Let us consider the hydrogen gas object first. The building block is the Hydrogen atom whose structure is given by the equations,

$$E_{atom} = \frac{p^2}{2m_e} - \frac{k_0 e^2}{r}, \quad rp \approx \frac{\hbar}{2}, \quad (1)$$

where the first equation represents the electromagnetic energy E_{atom} for an electron, p and r are, respectively, the electron momentum and the position, k_0 is the strength of the electromagnetic force, m_e and e are the electron mass and charge. The second equation is the quantum uncertainly relation which is derived by the Schrödinger equation, by interpreting p and r as the dispersion of the variables. \hbar is the Planck constant reduced. These equations determine the unique energy

$$E_{atom} = 13.6eV, \quad (2)$$

corresponding to the bottom of the potential, as well as the mass density of the object

$$\rho_{atom} = \frac{m_p}{\frac{4\pi}{3}r^3} = 2.69 \frac{gr}{cm^3}. \quad (3)$$

Using this density Eq.(3), the balance of the gravitational energy and the electromagnetic energy as a whole yields

$$\frac{GM^2}{R} = E_{atom} \left(\frac{M}{m_p} \right) \quad (4)$$

¹ in astronomical sense.

where G is the gravitational constant, M, R are the object mass and radius, m_p is the proton mass, and therefore M/m_p is the total number of Hydrogen. From this energy balance Eq.(4) and mass radius relation

$$M = \frac{4\pi}{3} R^3 \rho_{\text{atom}}, \quad (5)$$

we have the scale of the object:

$$R_{\text{planet}} = \frac{\hbar^2}{e\sqrt{2Gk_0m_em_p}} = 4.16 \times 10^7 \text{m} = 0.59 R_{\text{Jupiter}}, \quad (6)$$

$$M_{\text{planet}} = \frac{e^3 k_0^{3/2}}{2\sqrt{2G^{3/2}m_p^2}} = 8.12 \times 10^{26} \text{Kg} = 0.43 M_{\text{Jupiter}}. \quad (7)$$

This is the structure of Jupiter. Thus, *Jupiter is a common object* in the Universe made from the balance of gravity and quantum pressure. The thermal effect would certainly modify the above relation. If this hydrogen ball can be considered as the ideal gas

$$PV = Nk_B T, \quad (8)$$

then this left-hand side, being the total energy, should be the same as the left-hand side of Eq.(4). Thus we may conclude that the thermal effect becomes effective for $T \geq E_{\text{atom}}/k_B = 1.58 \times 10^5 \text{K}$. Planets in our system are well below this temperature even at their centers.

2.1.2. Class 2. Metals²

If we further consider the object made from much heavier atoms of atomic number A , the above argument is slightly modified. The energy, with the uncertainty relation,

$$E_{\text{atom}} = \frac{p^2}{2m_e} - \frac{k_0 e^2 A}{r}, \quad rp \approx \frac{\hbar}{2} \quad (9)$$

should be extremized by the variation with respect to r . In the present case, since we have many electrons, we add them one by one on top of the previous ion, and sum over such extremized radius to obtain the overall extension of the atom $r_A = \hbar^2 H_A / e^2 k_0 m_e$, where $H_A \equiv \sum_{n=1}^A n^{-1}$ is the A-th harmonic number. This is a good approximation for the radius of each atom (cf. Cotton (1988)) neglecting shell structures. Then the energy is obtained as

$$E_{\text{atom}}[A] = \left(A - \frac{1}{2}\right) \frac{e^4 k_0^2 m_e}{\hbar^2 H_A^2}. \quad (10)$$

Approximating the atomic mass as $Z_A \approx 2A - \delta(A-1)$, we have the energy balance as before,

$$\frac{GM^2}{R} = -E_{\text{atom}} \left(\frac{M}{Z_A m_N} \right), \frac{4\pi}{3} R^3 \rho_{\text{atom}}. \quad (11)$$

where ρ_{atom} is the atomic mass divided by the spherical volume determined by the above r_A . From Eq.(11), we obtain the mass and radius of the object as

$$M = \frac{e^3 k_0^{3/2} (2A - H_A^{-1})^{3/2}}{2\sqrt{2G^{3/2}m_p^2} (2A - \delta_{1-A})^2}, R = \frac{\hbar^2 \sqrt{H_A (2AH_A - 1)}}{\sqrt{2Gk_0 e m_e m_p} (2A - \delta_{1-A})}, \quad (12)$$

and shown in Fig.2.

As an example for $A = 26(\text{Fe})$, we have the scale of the object:

$$\begin{aligned} R_{\text{planet}} &= 0.90 R_{\text{Neptune}}, \\ M_{\text{planet}} &= 1.09 M_{\text{Neptune}}, \end{aligned} \quad (13)$$

and even for $A = 113(\text{Nihonium})$,

² in the astronomical sense.

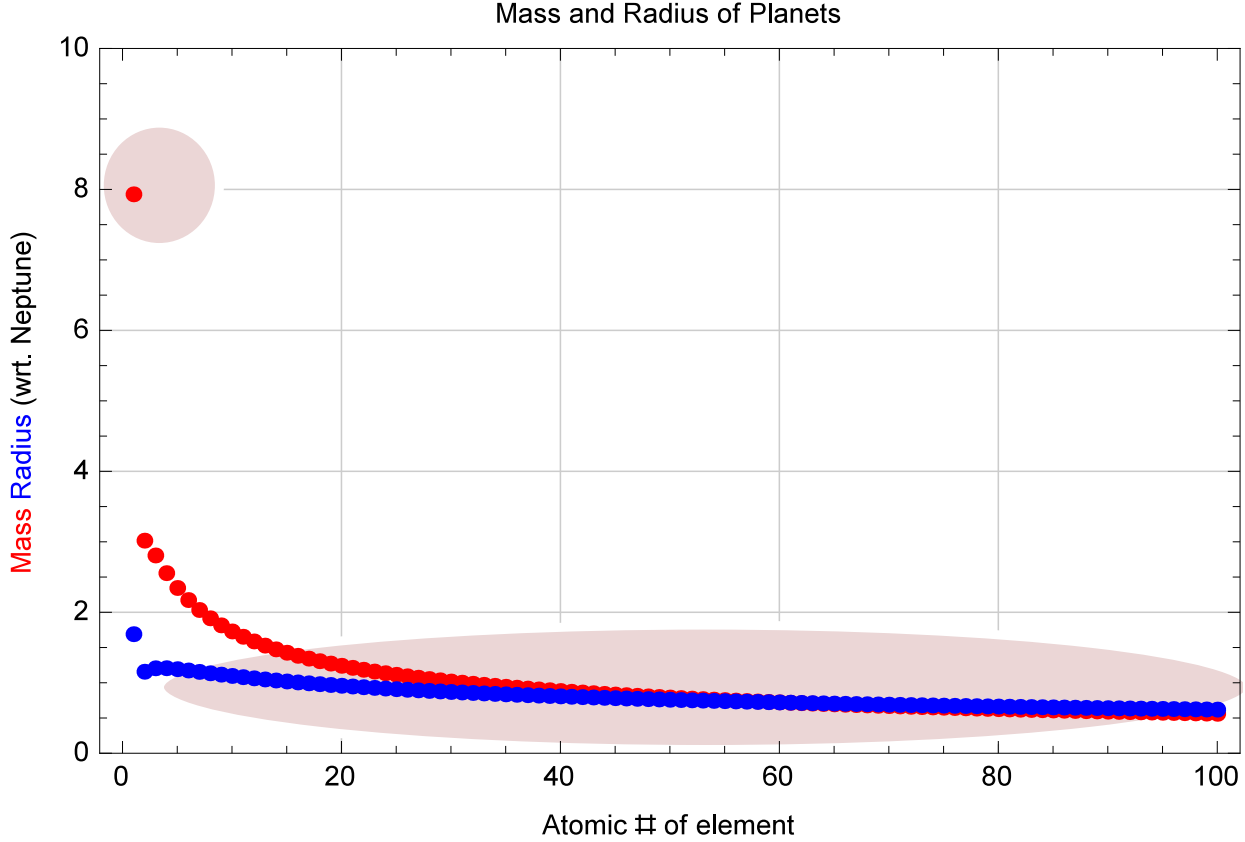


Figure 2. Mass(red) and radius(blue) of planets calculated from Eq.(12) in the units of Neptune mass and radius. Two classes of planets are clear. In the diagram, only the classes in mass is marked by pink ellipsoids: Metal-ball class is almost Neptune and Non-metal-ball class is almost Jupiter.

$$\begin{aligned} R_{\text{phnet}} &= 0.61 R_{\text{Neptune}}, \\ M_{\text{planet}} &= 0.53 M_{\text{Neptune}}. \end{aligned} \tag{14}$$

These are the structure of Neptune. Thus, *Neptune is a common scale* made from the balance of gravity and quantum pressure for heavier atoms. These argument about the scales in the Universe is not exceptional but all other cosmic structures can be obtained by the balance of the gravity and the quantum pressure.

In this way, **Jupiter and Neptune are natural structures in the Universe. They must commonly form without any elaborate mechanisms.** The mass distribution of the observed exoplanets (Fig.3) shows the double peak structure in accord with our argument. This structure can also be interpreted as the structures of the core and the core dressed by hydrogen gas.

2.2. Populations

From the point of view of time evolution, the planets and their constituents would be categorized into several populations. In the case of elements, the populations are straightforward Nemiroff (2017) and classified as follows but they largely overlap with each other.

pop.I: Lightest elements H,He,(Li) (Big bang nucleosynthesis) They are formed within the first three minutes of the cosmic history.

pop.II: C,N,O, F, Ne, Na,...Fe (Stellar nucleosynthesis) Pop-I elements cluster to form stars and nuclear fusion yields further elements in its very inside.

pop.III: ..Co,Ni,...,Mo,... and much heavier elements (Explosive nucleosynthesis). A heavy enough star finally explodes its envelope, leaving neutron stars and black holes, and much heavier elements are formed.

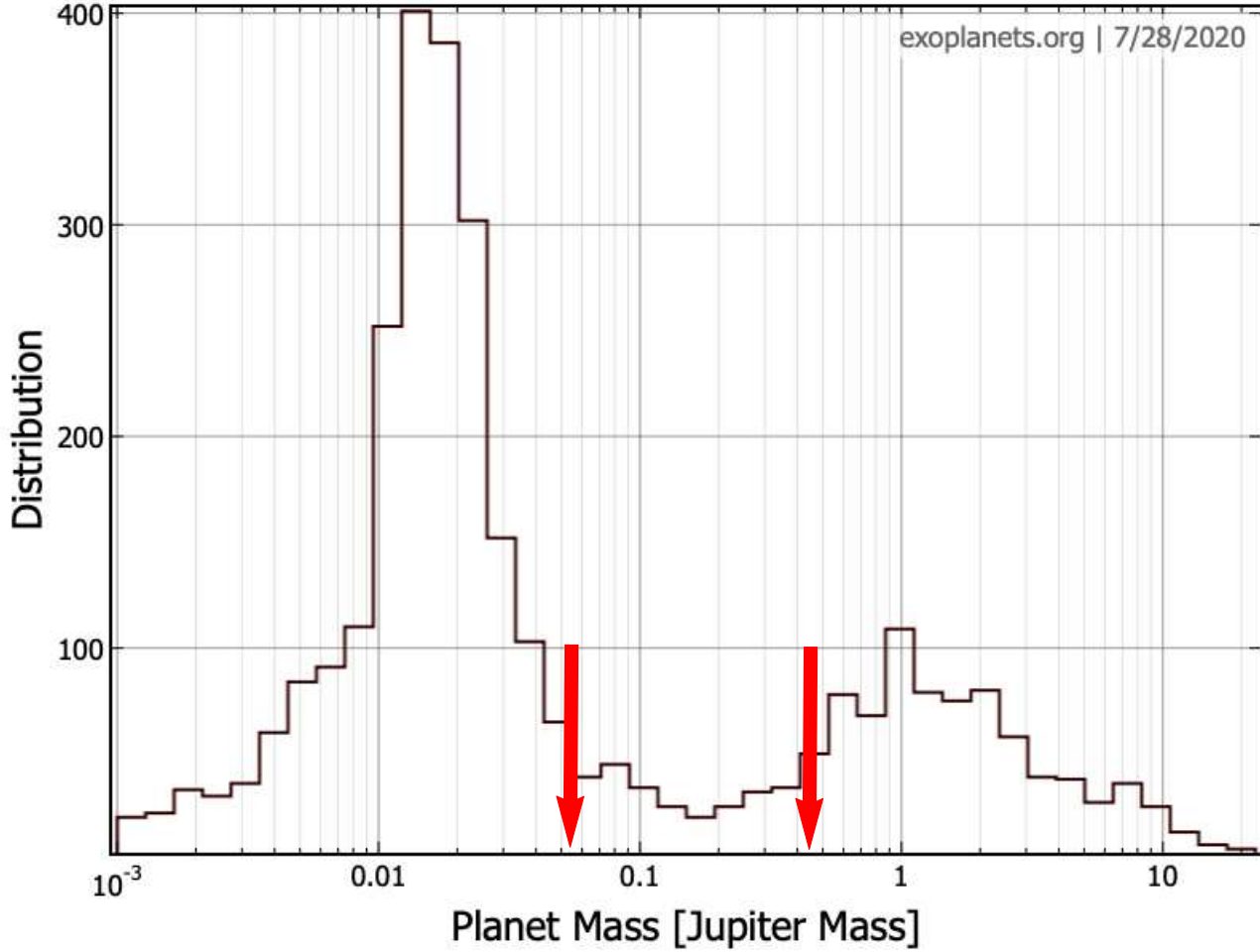


Figure 3. The mass function of the exoplanets observed so far (NASA 2020). The two arrows indicate the masses of the two classes: our 'Jupiter' Eq.(7) and 'Neptune' Eq.(13). The data indicates the existence of two classes although our order estimate deviates from their peaks by factors 2-3.

pop.IV: ..Ru, Rh,...Pu (Merging neutron stars nucleosynthesis) These neutron stars collide with each other and yield further elements.

We would like to categorize the planets as well. This is one of our main objectives in this paper. We first have to know the history of the planet formation.

3. PLANETARY FORMATION STAGES

We have shown a possible history of the planetary formation in the protoplanetary disk. The history is made from the six stages: 1. (dustfall) Dust and dust clusters fall toward the center but stops at the outer edge of the inner void (OEIV) and accumulate there. 2. (rapid coagulation) The dense and coherent motion of dust at OEIV induces the runaway growth of several huge planets of size Jupiter. 3. (slingshots) These massive planets slingshot dust clusters inward and outward. 4. (gas accretion) Large dust clusters of size more than 10 Earth-mass shot outside can efficiently accrete gas, and the size of them can grow. 5. (outer objects) Much smaller dust clusters can be shot very far and become the seeds of 'Trans-Neptunian Objects' including 'Kuiper Best' of exoplanet systems. 6. (secondary dustfall) Dust and dust clusters at the outer region of the disk fall toward the center but stops at the edge of the gap made at stage 4.

We will examine each of these stages in the following.

3.1. The edge of the inner void -falling dust and short time scale-

Dust and dust clusters fall toward the center of the disk but stops at the outer edge of the inner void (OEIV) and accumulate there. We briefly estimate the size-dependent falling time scales. They may be very short such as several

hundred years of we set the radius of the inner void as $0.04AU$. Turbulence and frequent destructive collisions, with full dissipation on the common Kepler orbit, would train the dust into coherent motion with small relative velocities and therefore promote their efficient coalescence.

A dust particle of mass m with radius a is described by the Kepler equation with a drag force due to the gas (of dynamical viscosity μ),

$$m \frac{d^2 \mathbf{r}}{dt^2} = -\frac{GM_* m}{r^2} \frac{\mathbf{r}}{r} - \kappa \left(\frac{d\mathbf{r}}{dt} - \mathbf{v}_g \right), \quad (15)$$

where M_* is the mass of the central star, \mathbf{v}_g is the gas velocity, κ is the friction coefficient usually expressed (the Stokes' law) as

$$\kappa = 6\pi\mu a, \quad (16)$$

where μ is the viscosity and a is the dust radius. We assume the dust mass density $\rho_0 = m/(4\pi a^3/3)$ is almost constant. If the dust diameter a is small and the friction force dominates the inertial force, the two terms in RHS of Eq.(15) balances with each other to yield a time scale

$$\tau_1 = \frac{\kappa \epsilon}{m (GM/r^3)} = \frac{9\mu \epsilon}{2 (GM/r^3) \rho_0 a^2} \propto a^{-2}, \quad (17)$$

where $\epsilon = \left(\frac{d\mathbf{r}}{dt} - \frac{d\mathbf{r}_g}{dt} \right) / \frac{d\mathbf{r}}{dt}$ and $\epsilon \approx 10^{-3}$. On the other hand, if the dust diameter a is large and the inertial force dominates, the balance of the friction and the inertial term yields the time scale

$$\tau_2 = \frac{m}{\kappa \epsilon} = \frac{2\rho_0 a^2}{9\mu \epsilon} \propto a^2. \quad (18)$$

Figure 4 shows the whole behavior of the dust falling time against the dust diameter a . These two time scales are equal with each other $\tau_1 = \tau_2$ at

$$t_{ff} = \left(\frac{r^3}{GM} \right)^{1/2}, \quad a = \left(\frac{9\mu \epsilon}{2\rho_0 \sqrt{GM/r^3}} \right)^{1/2} \quad (19)$$

which roughly gives the shortest time scale of the dust fall and the dust radius. According to the detailed calculations (Weidenschilling 1977), the meter scale dust cluster falls fasted with the time scale $10^2 m/sec$. Then this size of dust falls from the orbit of radius 1AU within 50 years. Thus, all the dust of any size falls toward the center.

On the other hand, the planets are formed everywhere in the Universe and therefore some portion of dust must remain escaping from the collision to the central star. The only possibility for consistency is that the falling dust should stop avoiding the gas friction somewhere around the center of the disk. Therefore *we assume the existence of the void of gas at the center* of the protoplanetary disk. The falling dust and clusters stop at the outer edge of the void and are trained, by dissipative collisions and gravitational interactions, to form coherent Kepler motion.

There would be several reasons for the void to be formed: Magneto-Rotation Instability, corotation instability, photoevaporation, etc. Each mechanism of them would be quite complicated; the void may not be stable, may evolve, and often disappears. We do not specify the mechanism of the void formation but simply assume the existence of it in this paper.

3.2. Coherent Kepler motion to form Hot-Jupiters - runaway accretion -

Dense and coherent Keplerian motion of dust at the outer edge of the inner void (OEIV) induces the runaway growth of dust clusters as well as the gravitational accretion of the gas. This process naturally yields several huge planets of size Jupiter. This population is the Hot-Jupiters, the first population of planets. This orbit is too close to the center and Hot-Jupiters may not be stable due to the gravitational interaction or the gas stripping off. However, the runaway time scale and the slingshot time scale are shorter than the time scale of the Hot-Jupiters, then the present scenario works and the Hot-Jupiter population may not dominate the whole population at later stages.

We now briefly estimate the accretion time scales. At the first stage, the sticky dust growth would dominate before the gravitational accretion dominates. The mass increase rate becomes

$$\frac{dm}{dt} = \pi a^2 \eta \rho_{\text{dust}} \Delta v. \quad (20)$$

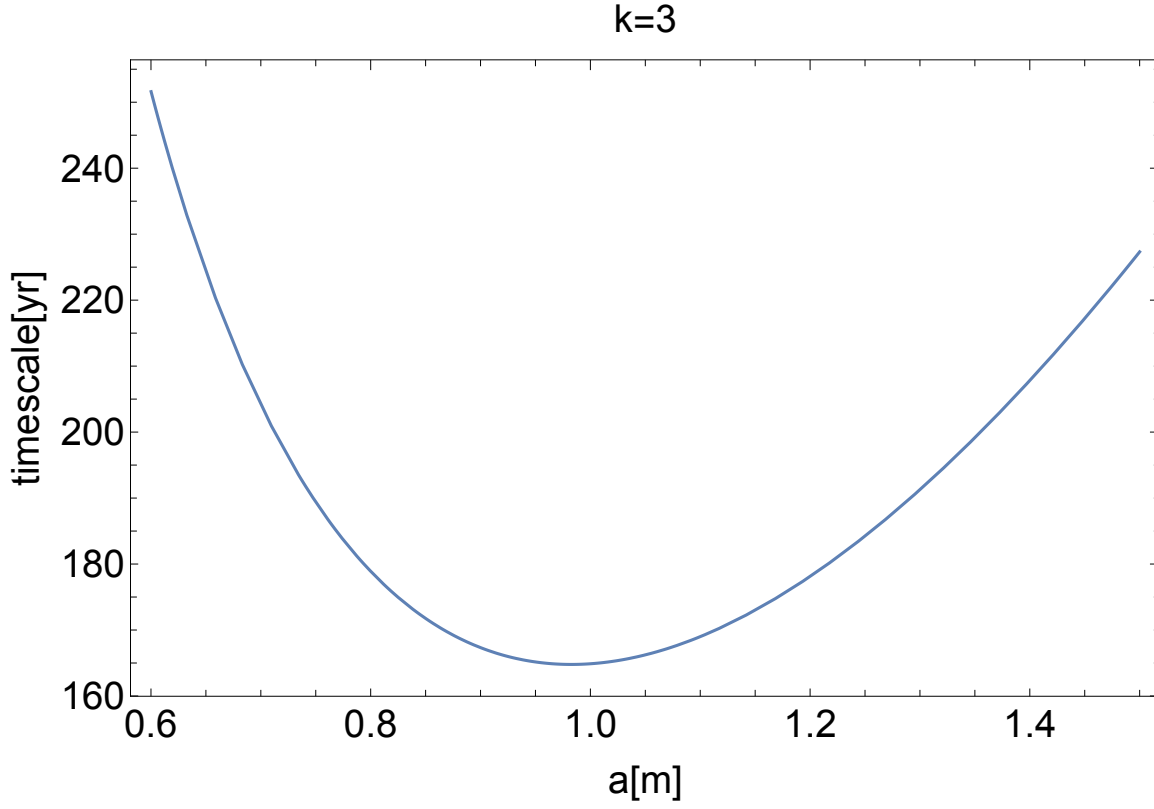


Figure 4. The dustfall time scale as a function of the radius of dust. The graph is made by the numerical calculation of Eq.15, with the parameter $\kappa = 3$.

where $a = \left(\frac{3m}{4\pi\rho_0}\right)^{\frac{1}{3}}$ is the dust cluster radius, η is the density enhancement factor due to the dust fall to OEIV, and

$$\Delta v \equiv -\frac{dv_{Kepler}}{dr}a = \frac{\sqrt{GM_*}a}{2r^{3/2}} \quad (21)$$

is the typical relative velocity of the dusts. Then the time scale of dust growth is

$$\frac{m}{\dot{m}} = \frac{8\rho_0 r^{3/2}}{3\eta\sqrt{GM_*}\rho_{duat}}. \quad (22)$$

We use the standard disk model,

$$\begin{aligned} \rho_{gas} &= 2.0 \times 10^{-6} \left(\frac{r}{AU}\right)^{-11/4} \frac{\text{Kilogram}}{\text{m}^3}, \\ \rho_{dust} &= 10^{-2} \rho_{gas}, \end{aligned} \quad (23)$$

and setting M_* as the solar mass, the mass density $\rho_0 = 10^3 \text{ kg/m}^3$ of the dust cluster itself, and $r = 0.04 AU$, the time scale of the dust accretion becomes

$$\tau_{dustacc} = \frac{m}{\dot{m}} = 243 \left(\frac{100}{\eta}\right) \text{ year}. \quad (24)$$

At the second stage, the mass increase rate by the gravitational gas accretion becomes,

$$\frac{dm}{dt} = \pi r_h^2 \rho_{gas} \Delta v, \quad (25)$$

where $r_h = \left(\frac{r^3 m}{3M_*}\right)^{\frac{1}{3}}$ is the Hill radius. Setting $r = 0.04 AU$, we have the growing time scale as

$$\tau_{gasacc} = \frac{m}{\dot{m}} = \frac{6\sqrt{M_*/G}}{\pi r^{3/2} \rho_{gas}} = 1.62 \text{ year}. \quad (26)$$

By a rough estimate, the micrometer size dust can form Jupiter within 2.19×10^4 year, since the sticky dust growth is the bottleneck of the process. If the radius of the falling cluster is much larger, say 1mm, the necessary time is 1.69×10^4 year.

Thus the Jupiter size objects, as well as any other scale objects, can be easily formed in the OEIV. However, the actual estimate of the time scale would be difficult since this OEIV region may be a chaos by various gravitational interactions. Possible effects would be as follows: 1) The dust density ρ_{duat} should be much higher since we have a continuous supply from falling dust. 2) There may be a fair amount of dust that directly falls into the central star. 3) Since dust is packed in a narrow region of OEIV, they scatter with each other very often. This reduces the coherence of the common Kepler motion and their orbits would be expanded. Therefore we would eventually need N-body simulation for further detail.

3.3. Slingshots by Hot-Jupiters - dynamical origin of planets -

The above first population planets, Hot-Jupiters formed at OEIV, yield subsequent populations. These heavy planets slingshot other dust clusters inward and outward. This stage of evolution is essential to yielding a variety of planet populations. Small dust clusters of size less than 10 Earth-mass are shot in and out, but cannot effectively accrete gas and the size of them cannot grow. This population is the Rocky-Planets, population II. They can be shot widely to 0.01AU to 1000 AU as we will see soon. On the other hand, dust clusters of size more than 10 Earth-mass can be shot less effectively, but effectively acquire gas and evolve to Cold-Giants, population III. These shot planets would migrate toward the center but shot again outward at OEIV by Hot-Jupiters if remain. Thus the planets are always dynamical objects regulated by OEIV.

The slingshot dynamics are the many-body problem and the precise analytic argument is impossible. Therefore we roughly estimate the basic feature of the slingshot. Suppose we have two planets of mass m_p which slingshot the third object of mass m . We identify the maximum energy extractable from the two planets as the transferred energy to the third object. Then the maximum energy E_{ss} used to the slingshot will be the maximum potential energy released by the two planets of mass m_p , and the escape energy E_{cs} of the third object is given by

$$E_{ss} = \left(-\frac{Gm_p^2}{2r_p} \right) - \left(-\frac{Gm_p^2}{r_h} \right), \quad E_{cs} = -\frac{GM_\odot m}{r}, \quad (27)$$

where r_p is the radius of the planet and $r_h = \sqrt[3]{m_p r^3 / (3M_\odot)}$ is the Hill radius. If we choose the planet as Jupiter (m_p is the Jupiter mass), then we can estimate the maximum mass which can be shot infinity as,

$$m_{cr} = \frac{m_p^2 r (r_h - 2r_p)}{2M_\odot r_h r_p} = 8.54M_\oplus \quad (28)$$

where we used the radius of the OEIV as $r = 0.04\text{AU}$.

However, the system is at least four body; the two planets, shot object, and the Sun. The two planets can sink toward the central star and can yield more energy to the slingshot. Actually, by the numerical simulation as in Fig.(5), this effect is strong enough to slingshot $10M_\oplus$ object to $10^3\text{--}10^4\text{AU}$ or more; some portion of the run show the eccentricity of the shot object exceeds one.

The time scale of the slingshot would be very short for $r = 0.04\text{AU}$; the planets and the objects have a chance of slingshot per few days. Therefore in the numerical calculations Fig.5, we set the whole period is 5150 years.

If an object is shot to the radial distance r from r_0 , a naturally expected eccentricity ϵ is, solving $(1 + \epsilon) / (1 - \epsilon) = r / r_0$, given by $\epsilon = (r - r_0) / (r + r_0)$. This tendency is manifest in the actual calculations in Fig.5 and in the rest of the figures.

A slingshot of an object can be possible by a single planet. This is a three-body problem: the central star, a planet, and the object. The planet moves inward and yields energy transferred to the object. We have tried numerical calculations and the results are shown in Fig. 6.

It turns out that *the multiple objects in OEIV are unstable* and cannot stay there forever. All the bodies, scattering and scattered in OEIV are gravitationally unstable; slingshot is inevitable. This instability is the essence of the present model to be common and universal. Further, this instability implies the cases that the scattered objects are commonly found but the scatterer can not be always found in OEIV; it simply falls into the central star.

3.4. Rocky-Planets - mass below $10M_\oplus$ -

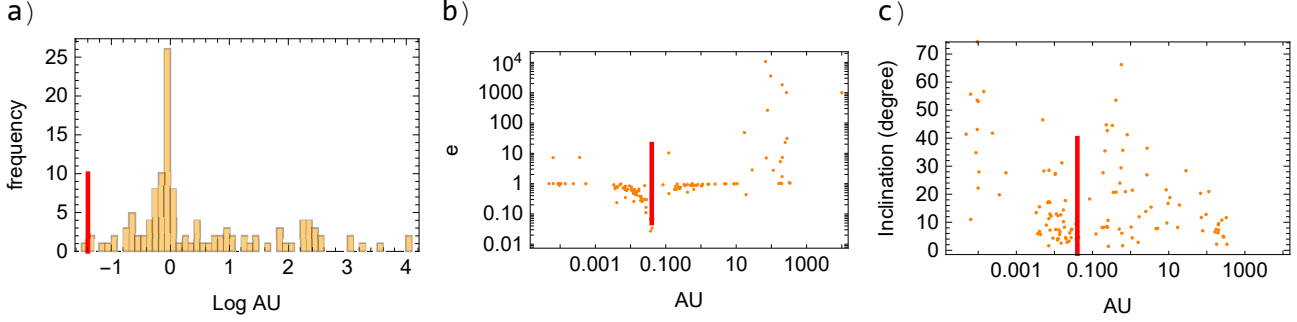


Figure 5. A lump of mass $10M_{\oplus}$ is shot by two Jupiters of mass M_J , within 5150 years. a) frequency, b) eccentricity, and c) inclination of the orbit. The location of the OEIV (0.04AU) is marked by a red vertical bar. Most of the lump are shot to the distance 1 AU, but about one-fourth shot to more than 100 AU. The initial locations of all the bodies are randomly set within the three Hill radius of the Jupiters, and the gravitational center of them is set at the distance 0.04AU from the central star. The initial velocities are set so that they follow the circular motion. Another run with different separation (several of Hill radius) doesn't show any significant difference in the results. We used the central star mass as the solar mass and Jupiter mass density 10^3Kg/m^3 . Further, the force-cutoff scale is simply set by the sum of the two radii of the approaching bodies, assuming all have the same mass density. The numerical error is well less than 1%, evaluated from the energy conservation.

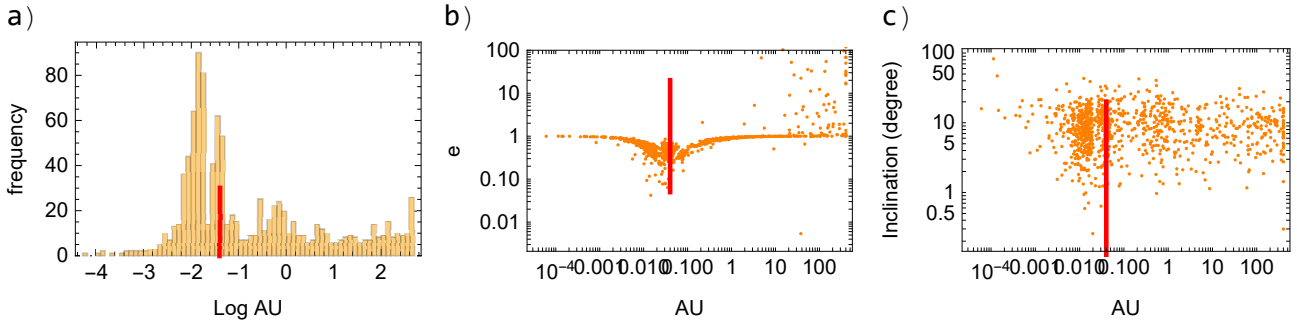


Figure 6. Same as Fig.5, but the lump of mass $10M_{\oplus}$ is shot by a single Jupiter of mass M_J . Most of the lump are shot up to several hundred AU.

Relatively smaller dust clusters of size less than 10 Earth-mass shut outside cannot effectively accrete gas, and the size of them cannot grow [Ida \(2004\)](#). This is the population II planets. On the other hand, the collision with gas would transfer the momentum and the angular momentum from the gas to the planet.

Gas pressure reduces the eccentricity of the rocky planets. Let us estimate the time scale of the eccentricity reduction. We approximate the planet orbit as Kepler and the radius is expresses as

$$r = \frac{L^2}{m^2 G M_*} (1 + \epsilon \cos \theta)^{-1}, \quad (29)$$

where L is the orbital angular momentum, ϵ is the eccentricity:

$$\epsilon^2 - 1 = \frac{2L^2 E}{m^3 G^2 M_*^2}, \quad (30)$$

where E is the total energy. Planet angular momentum L and the energy E are perturbed by the surrounding gas in almost the Kepler motion. Supposing the colliding gas simply transfer L and E , we have

$$\begin{aligned} \frac{dE}{dt} &= \frac{1}{2} \pi \rho_{gas} r_p^2 (\Delta v)^3, \\ \frac{dL}{dt} &= \pi \rho_{gas} r_p^2 l (\Delta v)^2, \end{aligned} \quad (31)$$

where r_p is the planet radius, Δv is the planet velocity relative to the ambient gas, and l is the semi-major axes, given by Eq.(29) setting $\theta = -\pi$.

A time derivative of the both sides of Eq.(30), using Eq.(31), yields the time scale of the eccentricity ϵ reduction as

$$\tau = \frac{\epsilon}{-\dot{\epsilon}} = \frac{4G^2 m^3 M_*^2 \epsilon^2}{\pi \Delta v^2 \rho_g L r_{pl}^2 (-4El + \Delta v L)}. \quad (32)$$

We express Δv as the difference between the slowest velocity of the planet at the end of the semi-major axis, and the Kepler velocity there, which is expressed as

$$\Delta v = \sqrt{\frac{GM}{l}} - \frac{L}{ml}. \quad (33)$$

If we assume the late stage of the eccentricity reduction for the Earth case (at $l=1\text{AU}$), we can apply the perturbation expansion with respect to $\epsilon \ll 1$. Then, $\Delta v = GmM_*\epsilon/(2L)$, and

$$\tau = \frac{4Gm^3M_*}{\pi r_{pl}^2 \rho_g EL}. \quad (34)$$

Using the gas density in the standard model,

$$\rho_{gas} = 2.0 \times 10^{-6} \left(\frac{r}{\text{AU}} \right)^{-11/4} \frac{\text{Kilogram}}{\text{m}^3}, \quad (35)$$

setting M_* as the solar mass, and using the Earth parameters, we have the late stage eccentricity reduction time scale as 1.0×10^5 years.

If we assume the first stage of the eccentricity reduction for the Earth case (at $l=1\text{AU}$), we can apply the perturbation expansion with respect to $(1-\epsilon) \ll 1$. Then, $\Delta v = GmM_*\sqrt{1-\epsilon(t)}/L$, and

$$\tau = \frac{4m\epsilon}{\pi r_{pl}^2 \sqrt{GM/l} \rho_g (1-\epsilon-8\sqrt{1-\epsilon(t)})}. \quad (36)$$

In the case of Earth, the initial eccentricity just after the slingshot to 1AU from OEIV at 0.04AU , is expected to be given by the solution of $(1+\epsilon)/(1-\epsilon) = 1\text{AU}/0.04\text{AU}$ and is $\epsilon = 0.923$. Using this value to Eq.(36), we have the early stage eccentricity reduction time scale as 4.0×10^4 years.

All together considering the early and late stages, the eccentricity reduction time scale for the Earth becomes 1.0×10^5 years.

3.5. Gas accretion to form Cold-Giants - mass over $10M_{\oplus}$ -

Large dust clusters of size more than 10 Earth-mass shut outside can effectively accrete gas, and the size of them can efficiently grow while the gas exists there [Ida \(2004\)](#). In this process, their initially large eccentricity dramatically reduces by acquiring the angular momentum of the gas. This population is the Cold-Gas-Giants or Ice-Giants, depending on the distance blown. This is the population III planets. They form gap and spiral structures in the planetary disk. The mass increase rate by the gas accretion becomes

$$\frac{dm}{dt} = \pi r_h^2 \rho_{gas} \Delta v, \quad (37)$$

where the Hill radius r_h is used because of the gravitational accretion dominates now, and Δv is the planet velocity relative to the ambient gas.

If we estimate the time scale as before using Eq.(33) for Δv , we have

$$\tau = \frac{m}{\dot{m}} = \frac{3^{2/3} l^{1/2} M^{1/6} m^{1/3}}{\pi \sqrt{G} \rho_g r^2 (1 - \sqrt{1 - \epsilon(t)})}. \quad (38)$$

If we assume the first stage of the mass accretion for the core of 10 Earth-mass cases at $l=r=5.2\text{AU}$, we have the mass increase time scale as

$$\tau = 7.64 \left(\frac{m}{10M_{earth}} \right)^{1/3} \text{yr}. \quad (39)$$

The detail is much more complicated [Kikuchi \(2014\)](#); [Higuchi \(2017\)](#) and another tidal mechanism should also be considered for more accurate calculations. Further, brown dwarves and Jupiter-planets are contaminated with each other and could be separated by the eccentricity [Bowler \(2020\)](#) with the critical mass of about 15 Jupiter mass.

Although it looks like we have circumvented the direct falling problem in our model, the Type II migration process may force the mature Gas Giants to fall toward the center. We would like to examine the possibility to reconcile the problem. Gas Giants may fall, but at around the OEIV, the secondary slingshot may happen to relocate this Giant to the outer region. Thus shot Giants would show high eccentricity.

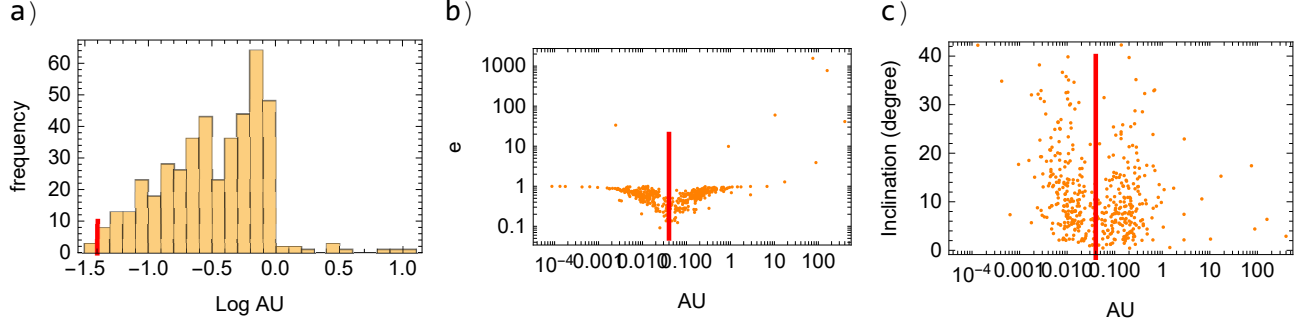


Figure 7. A Jupiter is shot by the other two Jupiters. Most of the cases, the Jupiter was shot up to 1 AU, although a small portion of the cases shot to infinity. Therefore, the second slingshot for a Jupiter by two Jupiters may not be effective.

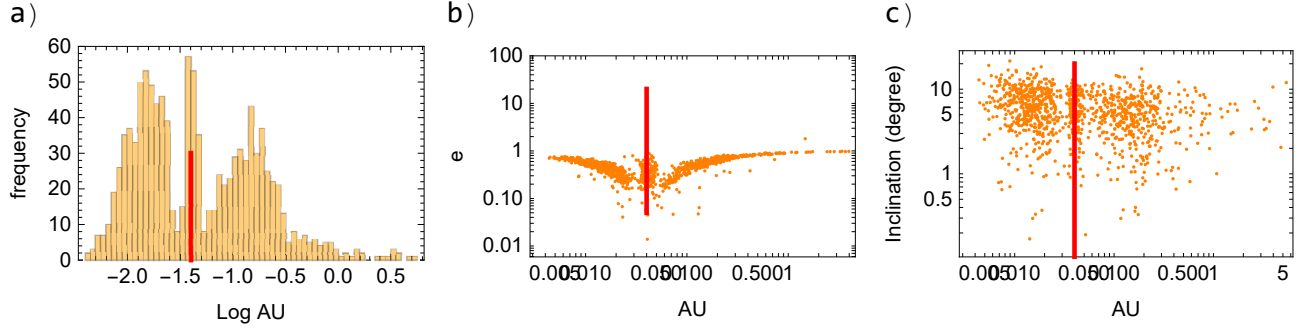


Figure 8. A Jupiter is shot by another Jupiter. Most of the cases, the Jupiter was shot up to 0.1 AU. Therefore, the second slingshot for a Jupiter by another Jupiter is not effective.

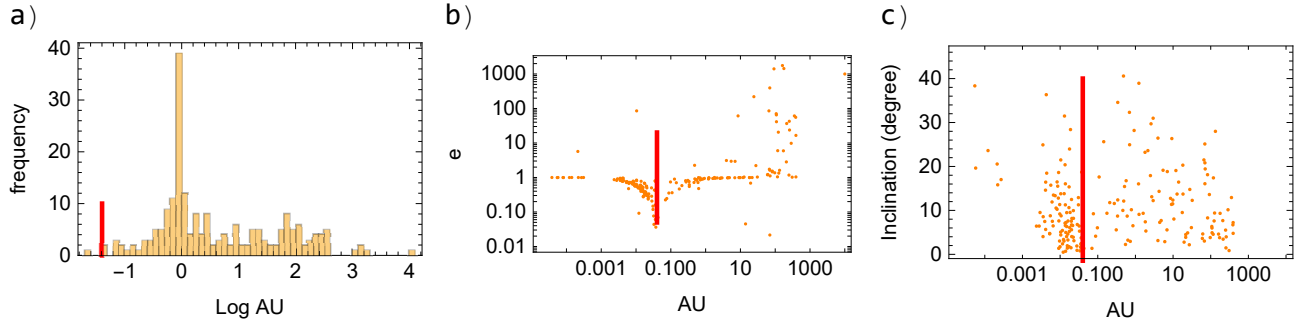


Figure 9. Slingshot of the dust cluster of 10^{12}Kg by two Hot-Jupiters. It can be shot 100AU to 1000AU within a time scale of 5000 years. Some cases of the run, the eccentricity of the dust cluster well exceeds one and easily escapes from the disk toward interstellar space.

We have performed the similar numerical calculations of this case in Figs.(7,8). In most of the cases, Jupiter was shot up to only 1 AU. Therefore, the secondary slingshot may not properly work to maintain the Cold-Giants. On the other hand, the secondary slingshot would be effective for much lighter rocky planets provided the Hot-Jupiter was still survived.

3.6. Strongly shot small objects - Kuiper belt and Oort cloud objects -

Much smaller dust clusters can be shot farther out since the necessary energy is smaller while the slingshot energy Eq.(27) is fixed. If they reach the edge of the disk, they may become the seeds of ‘Trans-Neptunian Objects’ or ‘Kuiper Best Objects’ of the exoplanet systems. Numerical calculations show that the dust cluster of 10^{12}Kg , for example, can be shot 100 to 1000AU by two Hot-Jupiters within a time scale of 5000 years as shown in Fig.(9). Their orbital inclination can easily exceed 30 degrees. Even a single HJ can shoot the dust cluster to the edge of the disk as shown in Fig.(10). Based on the above mechanism, we now introduce the two new generations: the object shot inside the disk (population IV), and the object shot outside (population V).

Small clusters that remain inside the disk near the outer boundary fully attract ice-water by taking a long time.

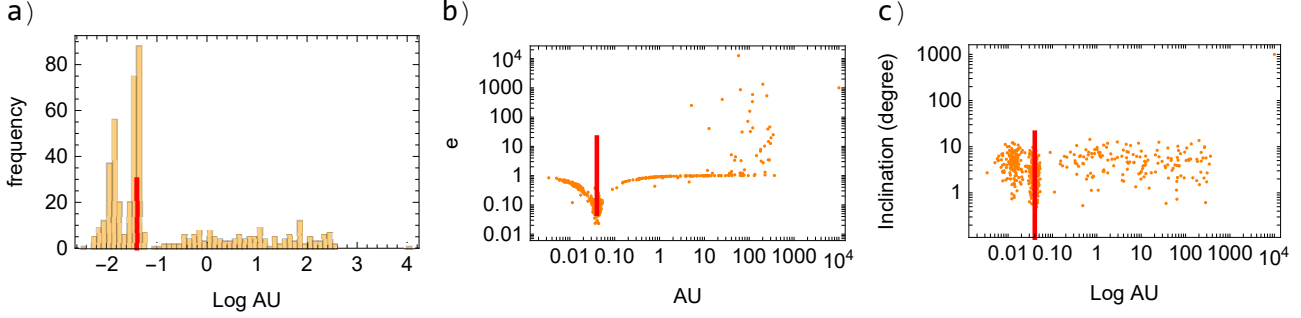


Figure 10. Same as Fig.9 but the slingshot by a single Hot-Jupiter. The dust cluster can be shot 1AU to several 100AU within a time scale of 5000 years. Some dust clusters can escape from the disk toward interstellar space.

These belong to the population IV in the history of planet formation. Since they are directly shot from the central region of the disk and therefore they inevitably experienced the very hot environments of temperature about 2000K. Thus, they all contain the thermally metamorphosed components at least in their cores.

Small clusters that escape from the disk stray in the interplanetary space. Actually in our numerical calculations Figs.9-10, the eccentricity of a fair amount of them exceeds one in both cases of the shot by two and a single Hot-Jupiters. Therefore, a vast number of stray objects in the interstellar space are expected. Also from the fact that the mass of these populations well below the critical mass Eq.(28), and therefore plenty of stray small planets are expected. They are relatively native objects directly shot from the center of the disk without strong contamination from the environments. Therefore, the whole body of them will be thermally metamorphosed.

3.7. Fall toward the outer edge of the gap - main-belt objects -

A Cold-Giant in 3.5 would make a gap in the protoplanetary disk. In the same logic as the case of OEIV but with a much larger scale, outer dust may fall toward the outer edge of this disk gap (OEDG) and accumulate on this orbit. They form small dust lumps there. If this place is outside of the snow-line, water-ice would accrete on these lumps. This is the population-VI object. These small lumps may be scattered and resonated by Giants.

Thus we expect to have two kinds of small objects in a planetary system, a) outer distributed clusters of hot origin 3.6, and b) the inner distributed clusters of cold origin. These two kinds of small objects are easily disturbed or resonated by other planets and eventually settle to some stable places. In these places, the above two kinds of small objects co-exist, collide, and often coalesce with each other.

4. DISCUSSIONS

We may be able to check the validity of the present model from the following considerations although the precise validation would be premature for our rough model.

4.1. Populations of planets

We now summarize the populations of planets base on our model of planet formation. For each population, we try to extract any useful information for the verification of our model.

Population I. Hot-Jupiters(HJ) The first formed planets are the Hot-Jupiters (HJ) at the outer edge of the inner void(OEIV). Dust and the dust clusters fall toward OEIV and accumulate there. They collapse into the protoplanets in various sizes. In this condensed coherent orbit on OEIV, runaway collapse easily takes place to form a huge planet of size Jupiter and flick off the other smaller objects inward and outward by slingshot. At the same time, the orbit is unstable against mechanical interactions, and the HJ themselves can be shot inner or outer. Therefore HJ, despite the first formed planet, may not stay on the original orbit. The time scale of HJ formation, firstly by the dust accumulation and secondly by gravity, is about several hundred years. The actual time scale of HJ formation from micron-scale dust is about 2.2×10^4 years. This rapid formation is possible because we set the radius of OEIV as 0.04AU and the dust accumulation effect.

Population II. Rocky-Planets(RP) Dust cluster of mass less than 10 Earth-mass shot by HJ from the OEIV would form Rocky-Planets (RP). The earth belongs to this population. They cannot get gas accretion, but reduce their orbital eccentricity, which was initially large, by the interaction with the gas. A typical time scale of the eccentricity reduction is about 10^5 years.

On the other hand, recent observation of the exoplanets shows a fair amount of RP have eccentricity more than 0.2 (NASA (2020)). This fact appears to conflict with the above small time scale of eccentricity reduction. However, the

slingshot at UEIV would repeat many times, and the final slingshot just before the gas depletion would finally set the persistent eccentricity, which we now observe.

Population III. Cold-Giants(CG) Dust cluster of mass larger than 10 Earth-mass shot by HJ from the OEIV would form the core of Cold-Giants (CG). The cores can accrete gas to grow to form the full body of CG. Jupiter belongs to this population. The time scale of the CG formation by gravity is very short about ten years. The eccentricity reduction time scale should be the same order.

On the other hand, a fair amount of CG has eccentricity more than 0.4 as well [NASA \(2020\)](#). Unfortunately, we cannot reconcile this fact with the above short time scale by the repeated slingshots as in the case for the population-II. This is because the shot distance for CG is limited up to about 1 AU. (see. [Figs.7-8](#))

Population IV. ‘Trans-Neptunian’ and ‘Farthest’ objects (TN) Lighter objects can be strongly shot to the outer region in the disk. Kuiper belt and Oort cloud objects belong to this population, although most of them would be a mixture with the population VI objects explained next.

Population V. Stray objects Smaller the object, more chance to be shot distant and some may escape the disk to form stray objects. 1I/2017 U1 or Oumuamua is the first detected such interstellar object [Meech \(2017\)](#). 2I/Borisov or Borisov comet is the first detected such interstellar comet [King \(2019\)](#). More objects of these kinds [Namouni \(2020\)](#) would be expected from our simple numerical calculations.

Population VI. asteroids/comets CG in the gas disk generally forms gap. Dust and clusters located outside of the gap would fall toward the outer edge of this disk gap (OEDG) formed by CG and stop there. The situation is the same as OEIV but with a longer time scale and smaller mass scale due to the dilute dust density and the weak gravity. The Main Belt objects in our solar system belong to this population, possibly being the mixture with pop.IV.

Despite the above classifications of the planetary populations, they would be mixed and contaminated with each other. A typical example of this mixture would be the populations-IV and VI. Small objects are generally the contamination of the hot origin (pop IV) and the cold origin (pop VI). These objects further contaminate the population II planets. In this way, the variety of the planetary system expands beyond the original populations.

Although the existence of the above variety, we expect that the cores of the planets, excluding the accumulated component later, would have common composition. This is because all the cores are formed at a single place the OEIV with strong mixing in our model.

Recent observation [Doyle \(2019\)](#) of the six white dwarf atmosphere spectrum reveals that the chemical composition and the Oxygen fugacities relative to IW (ΔIW) are almost the same as those of our Solar system including Earth, Mars, Mercury, and typical asteroids in the Solar System. The white dwarf atmosphere is expected to contain the destroyed and evaporated planet cores after the late-stage expansion activity of the central star which finally formed the white dwarf. Thus the rocky exoplanets, so far observed, are geophysically and geochemically similar to the Solar System, suggesting the planetary systems are common.

4.2. Have all cores and small objects undergone thermal metamorphism?

The cores of the planets, in our model, should initially have experienced the thermal metamorphosis. This is because all the planet cores are formed at the outer edge of the inner void (OEIV) very near the central star. The equilibrium temperature becomes 1400K for the planet at 0.04AU around the Sun, estimated from the energy balance equation $T_{eq} = \sqrt{R_*/(2r)}T_*$, where T_* , R_* , r are the surface temperature and radius of the central star and the orbital radius of the planet, respectively. The temperature would further increase by the frequent mutual collisions at OEIV before the completion of planet formation. After that, the core is slingshot outward and cools monotonically. This thermal metamorphism history applies to most of the populations except population VI (clustering at OEDG); applies to ‘Trans-Neptunian objects’ of population IV, and to some ‘Asteroid belt objects’ which are considered to be the mixture of populations IV and VI.

The study on comets, meteorites, and asteroids of our solar system may provide some relevant information for this scenario.

In the case of *comets*, plenty of water often found in them cannot be maintained at the place only 0.04 AU separated from the central star, suggesting that the population IV is naturally excluded as their origin. However, the Stardust Mission [Brownlee \(2014\)](#) has revealed that the dust of comet Wild 2 includes the high-temperature meteoric materials including chondrule fragments. This may suggest that some comets are contaminated by other populations.

In the case of *meteorites*, roughly the old differentiated asteroids may be the population-IV origin, and the new non-differentiated asteroids may be the population-VI origin. This differentiation is ordinarily explained by the heat released from the radioactive decay of ^{26}Al which was in the original asteroids [Kita \(2005\)](#); [Luu \(2015\)](#). To distinguish the theories, we may need to analyze the origin of Chondrite meteorites which include CAI and AOA chondrules.

In the case of *asteroids*, many observational results suggest that the Asteroid belt is quite contaminated (Ivezić {c} (2001); Mainzer (2011); DeMeo (2013)). This contamination in the asteroid belt by primordial Trans-Neptunian objects was ordinarily explained by the Nice models and other variant theories Crida (2009). On the other hand, according to our model, the contamination is primordial, and therefore Planet migration nor any hypothetical wind which mixes the primordial disk are not needed, although quantitative analysis would be needed.

4.3. Our Earth

In the case of Earth, it is clear that the population is II in our model, the same as the other rocky planets: Mercury, Venus, and Mars. They are all shot from the 0.04AU orbit whose equilibrium temperature is about 1400K, as shown above. Since most of the rocks melt at 800-1200K, all these planets begun from the magma-ocean state. Some of them are shot only once, but some others may shot multiple times which yields extra contamination in composition. Therefore, the initial element composition may slightly vary from planet to planet depending on the number of slingshots.

From the observations, Earth was formed $4.55 (\pm 0.01) \times 10^9$ years ago (Manhesa (1980)) and then, Moon was made $4.51 (\pm 0.01) \times 10^9$ years ago (Barboni (2017)). During these initial periods, it is proposed that Earth was in a magma-ocean state caused by Giant impacts Zahnle (2007); Tucker (2014). Later Earth monotonically cools down without any reheating such as Late Heavy Bombardment Cavosie (2019); Mojzsis (2019).

Another recent observation Schiller (2020) reports that the Earth has a bare fraction of $\mu^{54}Fe$ ($< 1ppm$) compared with most of the chondrites ($5 - 30ppm$) except Cl chondrite ($< 1ppm$). This fact conflicts with the popular idea that the Earth is made by the stochastic collision and the accumulation of many kinds of rocks, which have various fractions of $\mu^{54}Fe$. On the other hand in our model, Earth is instantly formed by the rapid dust accumulation and the slingshot in the time scale argued in subsection 3.4. If the dust and dust clusters at OEIV ($r = 0.04AU$) were dominated by $\mu^{54}Fe$ poor Cl-like objects, then this observation may be consistent with our model.

5. CONCLUSIONS

We started our study by defining the planets directly based on the laws of physics and the fundamental interactions. We found that the non-metal ball defines Jupiter and the metal ball defines Neptune. Planets are the stable structure bounded by gravity against the quantum pressure and the atoms are by electromagnetism against the same. This similarity has promoted us to seek for the populations of planets as well as in the case of atoms. Thus we could start our present research.

We started our study from the adoption of present many problems in the planet formation theories based on the consideration that the planets are universal and therefore actually forms without any intricate artificial theories. Thus, instead of trying to challenge some of these problems, we try to find any common trend in those problems. We found that the dust and planets are quite dynamical objects that fall and move in the protoplanetary disk.

Thus we constructed our model assuming a single assumption that the central gas void prevents them to fall into the central star. The outer edge of this inner void (OEIV) turns out to be an unstable place. Hot-Jupiters (HJ) are easily formed in the dense and trained dust environment at OEIV and slingshot other bodies outward. Multiply falling objects are scatted again outward by HJ. In this context, HJ on OEIV are sheepdogs keeping watch over the falling objects and shooting them back outward.

Although we were initially afraid that the model would be quite exotic, it turned out that all the processes in the model, in section 3, are individually well-studies processes in the literature. Thus our contribution in this paper would be systematic recombination of them.

We summarize the further speculations of our model in order, although the detail and the verification of them would need further study.

- Dust aggregates in the protoplanetary disk fall toward the OEIV where the aggregate density is increased and their motion is coherently trained by frequent mutual collisions. Further, the equilibrium temperature there is about 1400K and the aggregates stick with each other to *grow to mm-cm size* easily.
- These cm-sized bodies further grow to larger bodies in the coherent, hot, and dense environment at OEIV. Their *initial chemical composition* is fixed at this stage.
- Gas-giant planets form if heavier rocky clusters are slingshot outward while the gas of the disk remains. Their core composition would be almost the same as Earth, and the outside is simply the accumulated gas and water which shows many phases depending on their temperature at the radius.
- Earth is a typical rocky planet shot from 0.04AU and therefore water and other volatiles were not inherent at all. They are later acquired material by the asteroid/comet collisions. The chemical composition of the original Earth just

formed is almost the same as the cores of other Gas-giants.

- Element composition of Earth would be non-uniformly altered by giant impacts. However, in the context of Moon formation, the giant impacts would not be necessary: Earth was originally hot lava when shot from 0.04AU, and this gravitational shot might add some extra angular momentum that caused the fission of Earth to separate Moon.
- The final composition of the atmosphere of a planet would be a complicated mixture of volatile gas spouting from the original planet and the acquired gas secondary controlled by the gravitational stripping.
- Super-Earth planets are typical metal-ball systems formed by the balance of the quantum pressure and the electromagnetic force of metals (in the seance of astronomy). This belongs to the pop.II or III.
- Even a binary star system can have a similar planetary system as we have discussed provided that the binary orbit of them is sufficiently larger than the size of the inner void regions. In this case, we expect both stars have their OEIV which repel the approaching dust or clusters outward. If the binary orbit is equal to or smaller than the size of inner void regions, then the OEIV becomes strongly unstable and may not work as a sheepdog. There would be no planetary system in this case.

We hope we can report the study on the detail and the verification of the above soon.

We wish to acknowledge Makiko Nagasawa at Kurume University, Tetsuro Taki, Aya Higuchi, Takahiro Ueda, and Eiichiro Kokubo at NAOJ, Hideaki Mouri at Meteorological Research Institute and in particular Shigeru Ida at ELSI for useful discussions, valuable suggestions and encouragements. We also thank the continuous support of the astrophysics group at Ochanomizu University.

REFERENCES

- Armitage, P. J. and Wilhelm K., 2019, *From Protoplanetary Disks to Planet Formation: Saas-Fee Advanced Course 45 Saas-Fee Advanced Course 45*. Swiss Society for Astrophysics and Astronomy
- Armitage, P. J., 2018. arXiv:1803.10526
- Barboni, M., 2017, Science Advances 3, 11
- Bowler, B., P., 2020, ApJ, 159, 63
- Brownlee, D. A., 2014, Rev. Earth Planet. Sci. 42, 179
- Cavosie, A. J., Valley, J. W., and Wilde, S. A., 2019, *Earth's Oldest Rocks*, Van Kranendonk, M. D. ed., Elsevier, 255
- Cotton, F. A., Wilkinson, G., 1988, *Advanced Inorganic Chemistry* (5th ed.). Wiley.
- Crida, A., 2009, Reviews in Modern Astronomy. 21, 215
- DeMeo, F. E. & Carry, B., 2013, Icarus 226, 723
- DeMeo, F. E. and Carry, B., 2014, *Solar System evolution from compositionalmapping of the asteroid belt*, Nature 505, 629
- Doyle, A. E., Young, E. D., Klein, B., Zuckerman, B., and Schlichting, H. E., Science 366, 356
- Ford, E. B., Havlickova M., and Rasio, F. A., 2001, Icarus 150, 303.
- Higuchi, A. and Ida S., 2017, Astron. J. 154, 88
- Ida S., and Lin, D. N. C., 2004, ApJ, 604, 388
- Ivezić, Z. et al., 2001, Astron. J. 122, 2749
- Kikuchi, A. et al., 2014, ApJ, 797, 1
- King, B., 2019, Sky & Telescope, September 12
- Kita, N. T. et al., 2005, ASP Conference Series (Astron Soc Pacific, San Francisco), 341, 558
- Levison, H. F., 2009, *Contamination of the asteroid belt by primordial trans-Neptunian objects* 460, 364
- Luu, T. H., Youngc, E. D., Gounelled, M., and Chaussidonb, M., 2015, PNAS 112, 1298
- Mainzer, A. et al., 2011, ApJ. 731, 53
- Manhesa, G., Allègre, C. J., Dupréa, B. & Hamelin, B., 1980, Earth and Planetary Science Letters. 47, 370
- Marzari, F. & Weidenschilling, S. J., 2002, Icarus 156, 570
- Meech, K. J., et al., 2017, Nature. 552, 378
- Mojzsis, S. J. et al., 2019, ApJ, 881, 44
- Nagasawa, M., Ida, S., and Bessho, T., 2008, ApJ, 678, 498
- Namouni, F., Morais, M. H. M., 2020, MNRAS, 494, 2191
- Nagasawa, M., and Ida, S., 2011, ApJ, 742, 72
- NASA, 2020, <https://exoplanets.nasa.gov/exoplanet-catalog/>
- Nemiroff, R. & Bonnell, J., 2017, <https://apod.nasa.gov/apod/ap171024.html>
- Schiller, M., Bizzarro, M., and Siebert, J., 2020, Science Advances 6, 7604
- Tucker, J. M., Mukhopadhyay, S., 2014, Earth and Planetary Science Letters. 393, 254
- Ueda T., et al., 2018, <https://arxiv.org/pdf/1811.09756.pdf>.
- Ueda T., Flock M., Okuzumi S., 2019, The ApJ, 871:10(12pp); <https://arxiv.org/abs/1508.02791>; <https://arxiv.org/abs/1306.0576>.
- Weidenschilling, S. J., 1977, MNRAS, 180, 57
- Zahnle, K., Arndt, N., Cockell, C., et al., 2007, Space Sciences Series of ISSI. Springer New York. 35