

On the degree sequences of dual graphs on surfaces

Endre Boros* Vladimir Gurvich† Martin Milanič‡ Jernej Vičič§

January 31, 2022

Abstract

Given two graphs G and G^* with a one-to-one correspondence between their edges, when do G and G^* form a pair of dual graphs realizing the vertices and countries of a map embedded in a surface? A criterion was obtained by Jack Edmonds in 1965. Furthermore, let $\mathbf{d} = (d_1, \dots, d_n)$ and $\mathbf{t} = (t_1, \dots, t_m)$ be their degree sequences. Then, clearly, $\sum_{i=1}^n d_i = \sum_{j=1}^m t_j = 2\ell$, where ℓ is the number of edges in each of the two graphs, and $\chi = n - \ell + m$ is the Euler characteristic of the surface. Which sequences \mathbf{d} and \mathbf{t} satisfying these conditions still cannot be realized as the degree sequences? We make use of Edmonds' criterion to obtain several infinite series of exceptions for the sphere, $\chi = 2$, and projective plane, $\chi = 1$. We conjecture that there exist no exceptions for $\chi \leq 0$.

Keywords: embedding graphs into surfaces, degree sequence, Eulerian graphs, Edmonds' criterion

MSC codes (2020): 05C10, 05C07, 05C45, 05C62

1 Introduction

We consider embeddings (drawings) of a graph G in a surface S where vertices are mapped to distinct points on the surface and edges are drawn as curves connecting the images of their endpoints so that different edges do not meet, except in their common endpoints (see, e.g., [15]). Removing the image of the embedding from the surface results in one or more connected components, which are called *countries*. Furthermore, we assume that each country is homeomorphic to an open disk and call such embeddings *maps*. It follows from this assumption that graph G must be connected. Introduce a graph G^* dual to G realizing the neighbor relations among countries. The graphs G and G^* have the same set of edges. More precisely, there is a natural one-to-one correspondence between their edge sets. An arbitrary pair of graphs with common set of edges is called a *plan*. Every map induces a plan. A plan is called *geographic* if it is induced by a map.

In 1965, Edmonds obtained necessary and sufficient conditions for a plan to be geographic [3]. This result was rediscovered, with essentially the same proof, in 1989 by Gurvich and Shabat [9],

*MSIS & RUTCOR, Business School, Rutgers University; endre.boros@rutgers.edu

†National Research University Higher School of Economics (HSE), Moscow, Russia; vgurvich@hse.ru, vladimir.gurvich@gmail.com

‡FAMNIT and IAM, University of Primorska, Koper, Slovenia; martin.milanic@upr.si

§FAMNIT and IAM, University of Primorska, Koper, Slovenia and Research Centre of the Slovenian Academy of Sciences and Arts, The Fran Ramovš Institute; jernej.vicic@upr.si

see also [8] for more details. The proof is constructive and allows to construct all maps inducing the given geographic plan. Edmonds' result and techniques have found several applications to graphs on surfaces [1, 5, 6, 19, 20]. The result was also generalized to partial duality [2, 12, 14].

Given a geographic plan, let ℓ be the number of edges in each of the two graphs. Furthermore, let $\mathbf{d} = (d_1, \dots, d_n)$ and $\mathbf{t} = (t_1, \dots, t_m)$ be their degree sequences. Then, clearly,

$$\sum_{i=1}^n d_i = \sum_{j=1}^m t_j = 2\ell. \quad (1)$$

The Euler characteristic of the surface in which the two graphs are embedded is given by the formula $\chi = n - \ell + m$ (see Section 2 for details).

The degree sequences of connected graphs were characterized in [10]. However, characterizing degree sequences of geographic plans seems to be a much more difficult problem. This problem is the main motivation for our study. In particular, we focus on the following question. Which pairs of sequences \mathbf{d} and \mathbf{t} of non-negative integers satisfying condition (1) still cannot be realized as the degree sequences of a geographic plan? We make use of Edmonds' criterion to obtain several infinite series of exceptions for the sphere, $\chi = 2$, and for the projective plane, $\chi = 1$. We conjecture that there exist no exceptions for $\chi \leq 0$.

2 Preliminaries

Graphs. We only consider finite undirected graphs, with loops and multiple edges allowed. We need the following standard concepts.

A cyclic sequence of alternating vertices and edges in which any consecutive edge and vertex are incident is called a *closed walk*. A closed walk in which all the edges are different is called a *closed trail*. A closed trail in which all vertices are different is called a *cycle*. The *degree* of a vertex is defined as the number of edges incident to it, where loops are considered with multiplicity 2. The degree of vertex v in a graph G is denoted by $d_G(v)$. A closed trail containing all the edges of a graph is called an *Eulerian trail* and a graph having an Eulerian trail is called *Eulerian*. Clearly, an Eulerian graph without isolated vertices (of degree 0) must be connected. Criteria for a connected graph to be Eulerian are given by the following theorem (see, for instance, [11, Theorem 7.1]).

Theorem 2.1 (Euler's "Königsberg Bridge" theorem [4]). *For a connected graph G the following three properties are equivalent:*

- a) G is Eulerian.
- b) There exist a collection of cycles in G such that their edge sets represent a partition of the edge set of the graph.
- c) All vertices have even degrees.

Surfaces. The topological classification of surfaces (that is, two-dimensional compact manifolds without boundary) is well known. Each surface is either *orientable* (in which case it is homeomorphic to S_p , a sphere with $p \geq 0$ handles) or *non-orientable* (in which case it is homeomorphic to C_q , a sphere with $q \geq 1$ holes glued by Möbius strips); see, for instance, Lando and Zvonkin [13], Mohar

and Thomassen [15]. For example, S_0 is a sphere, S_1 is a torus, C_1 is a projective plane, and C_2 is a Klein bottle.

Maps. Let S be a surface and $G = (V, E)$ be a graph where $V = \{v_1, \dots, v_n\}$ is the set of vertices, $E = \{e_1, \dots, e_\ell\}$ is the set of edges. Furthermore, let ϕ be an embedding of G in S such that the edges do not have intersections on the surface apart from their common vertices in the graph, and also they have no self-intersections apart from the vertices of loops. Let us cut surface S along the edges of graph G ; in other words, partition the difference $S - \phi(G)$ into connected components (countries). Recall that every country must be homeomorphic to an open disk and therefore graph G must be connected. Denote the set of countries by $F = \{f_1, \dots, f_m\}$.

A triple $M = (S, G, \phi)$ satisfying the conditions stated above will be called a *map*. For a map M as above, we write $V(M) = V$, $E(M) = E$, and $F(M) = F$. Standardly, two maps $M' = (S', G', \phi')$ and $M'' = (S'', G'', \phi'')$ are called *isomorphic* if there exists a homeomorphism $g : S' \rightarrow S''$ carrying $\phi'(G')$ into $\phi''(G'')$.

The Euler characteristic. It is well known that for every map M on a given surface S the number $|V(M)| - |E(M)| + |F(M)|$ takes the same value, called the *Euler characteristic* of the surface and denoted by $\chi(S)$, that is,

$$\chi(S) = |V(M)| - |E(M)| + |F(M)|. \quad (2)$$

For the surfaces S_p and C_q we have

$$\chi(S_p) = 2 - 2p, \quad p = 0, 1, 2, \dots; \quad \chi(C_q) = 2 - q, \quad q = 1, 2, \dots. \quad (3)$$

Therefore we always have $\chi(S) \leq 2$, and $\chi(S) = 2$ if and only if S is a sphere. For a given value of $\chi \leq 2$ there are at most two surfaces with Euler characteristic χ , namely, C_q with $q = 2 - \chi$ and S_p with $p = 1 - \chi/2$, where the second one exists only for even χ .

Word representations of surfaces and maps. The classical combinatorial approach to surfaces will be considered here briefly; for more details, see [13, 15]. For a positive integer n , an n -gon is a disk in the plane with n distinct *points* on its boundary, which partition the boundary into n *sides*. Any n -gon is also called a *polygon*. Fix a number of pairwise disjoint polygons in the plane. Each one can have any number of sides (including 2 and 1). We assume that the sum of all these numbers is even and that the set of all the sides is partitioned into pairs. In each polygon, fix an arbitrary direction for each side and denote the sides directed clockwise by a, b, c, \dots and counterclockwise by $\bar{a}, \bar{b}, \bar{c}, \dots$. Two sides in any pair are denoted by the same letter. Thus in the set of all the polygons each letter occurs twice. We also assume that the set of all polygons is minimal with respect to this property. In other words, for any proper subset of the set of all polygons there exists a letter that only occurs once. (Otherwise, we would get more than one surface.)

If we glue all the pairs of sides denoted by the same letter in accordance with their directions, we obtain a surface S . Note that along with the surface, we also obtain a map (S, G, ϕ) . Each edge of G corresponds to one of the letters and the corresponding pair of polygonal sides; the vertices of the graph correspond to the endpoints of the polygonal sides, taking into account also the side identifications. Furthermore, every polygon becomes a country in this map. The above representation of the surface S and the corresponding map will be called a *word representation*. We emphasize that this is a labeled representation, in the sense that the edges of the resulting graph G will be labeled. See Fig. 1 for an example.

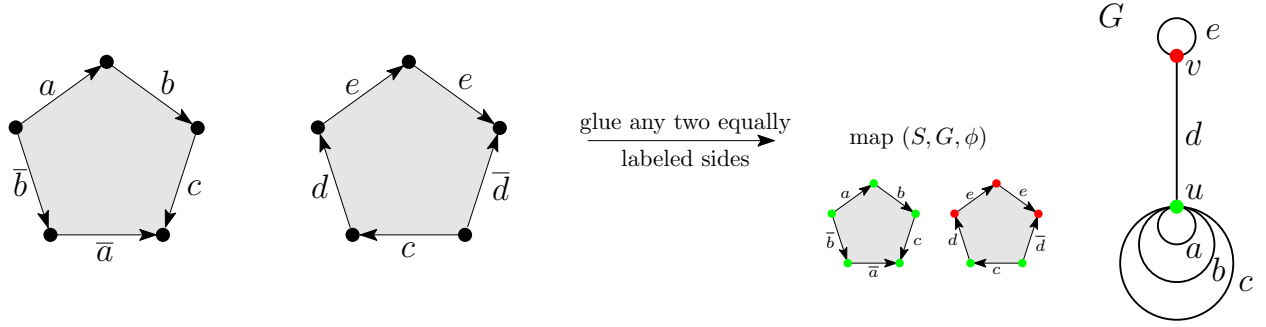


Figure 1: An example of a word representation of a map. There are two 5-gons and the corresponding two words are, for example: $(a b c \bar{a} \bar{b})$, $(c d e \bar{c} \bar{d})$. After the identification of the sides, we obtain a map (S, G, ϕ) with 2 vertices (u and v), 5 edges, and 2 countries. The Euler characteristic of surface S is -1 , hence S is the non-orientable surface C_3 .

Note that in the above construction, each labeled polygon with s sides gives rise to an Eulerian subtour (that is, a closed trail) of length s in the multigraph \mathbb{G} obtained from G by duplicating each edge. Furthermore, these Eulerian subtours can be chosen so that they are pairwise edge-disjoint, in which case each edge of \mathbb{G} appears exactly once as an edge of one of these subtours. In other words, these subtours decompose \mathbb{G} . In the example given by Fig. 1, the labeled polygons give rise to the following two closed trails, respectively: $(u, a', u, b', u, c', u, a'', u, b'', u)$ and $(u, d', v, e', v, e'', v, d'', u, c'', u)$, see Fig. 2.

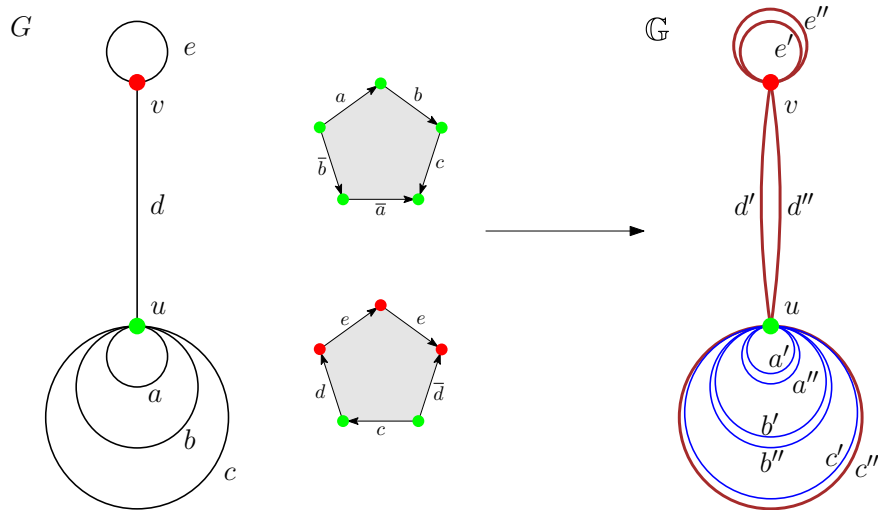


Figure 2: An example of a decomposition of \mathbb{G} into Eulerian subtours.

We are interested in reversing the above procedure. Thus, let $E = \{a, b, c, \dots\}$ be the set of m edges of a graph G . Let us orient each of these edges arbitrarily. Let us also consider a family of Eulerian subtours decomposing \mathbb{G} and a family of pairwise disjoint polygons in the plane, each corresponding to one of the subtours in \mathbb{G} . In particular, the polygons have exactly $2m$ sides in

total. Each of the subtours gives rise to a labeling of the sides of the corresponding polygon. We label each of the sides by either e or \bar{e} where e is a directed edge from E depending on the direction in which the edge is traversed in the subtour. After this labeling procedure is finished, each edge labels exactly two sides. The labeling procedure also defines an orientation of the sides of the polygons. Given a directed edge $e = (x, y)$, a side label of the form e means that the side is oriented clockwise from x to y , while a label of the form \bar{e} means that the side is oriented counterclockwise. If we glue all the pairs of sides denoted by the same letter in accordance with their directions, we obtain a surface S .¹ Note that along with the surface, we also obtain a map (S, G, ϕ) . Each edge of G corresponds to one of the letters and the corresponding pair of polygonal sides; the vertices of the graph correspond to the endpoints of the polygonal sides, taking into account also the side identifications. Furthermore, every polygon becomes a country in this map. The above representation of the surface S and the corresponding map will be called a *word representation*. We emphasize that this is a labeled representation, in the sense that the edges of the resulting graph G are labeled. Note that this process is far from unique; see Fig. 3 and 4 for examples.

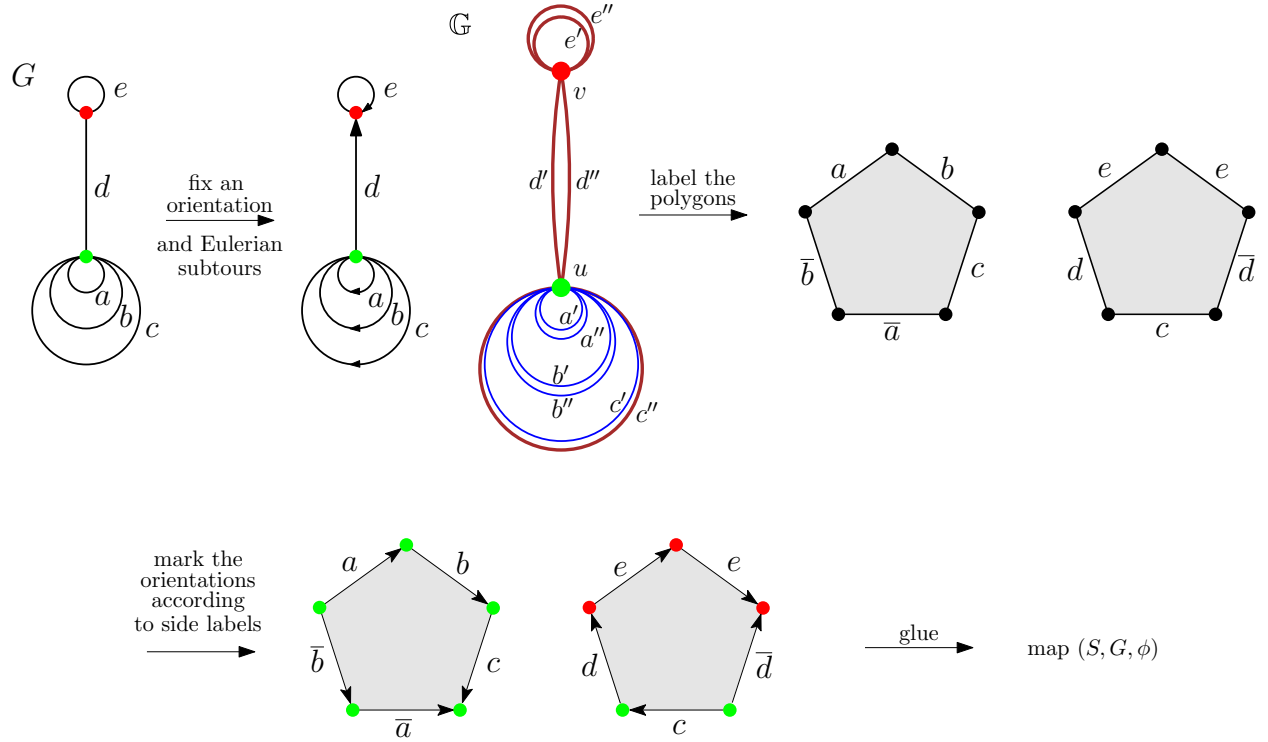


Figure 3: An example of reversing the construction, using the Eulerian subtours $(u, a', u, b', u, c', u, a'', u, b'', u)$ and $(u, d', v, e', v, e'', v, d'', u, c'', u)$.

The following transformations preserve both the surface and the map.

¹Strictly speaking, this is true under the assumption that the set of polygons is minimal for the property that each of the edges labeling their sides appears exactly twice – if this is not the case, then we get two (or more) surfaces.

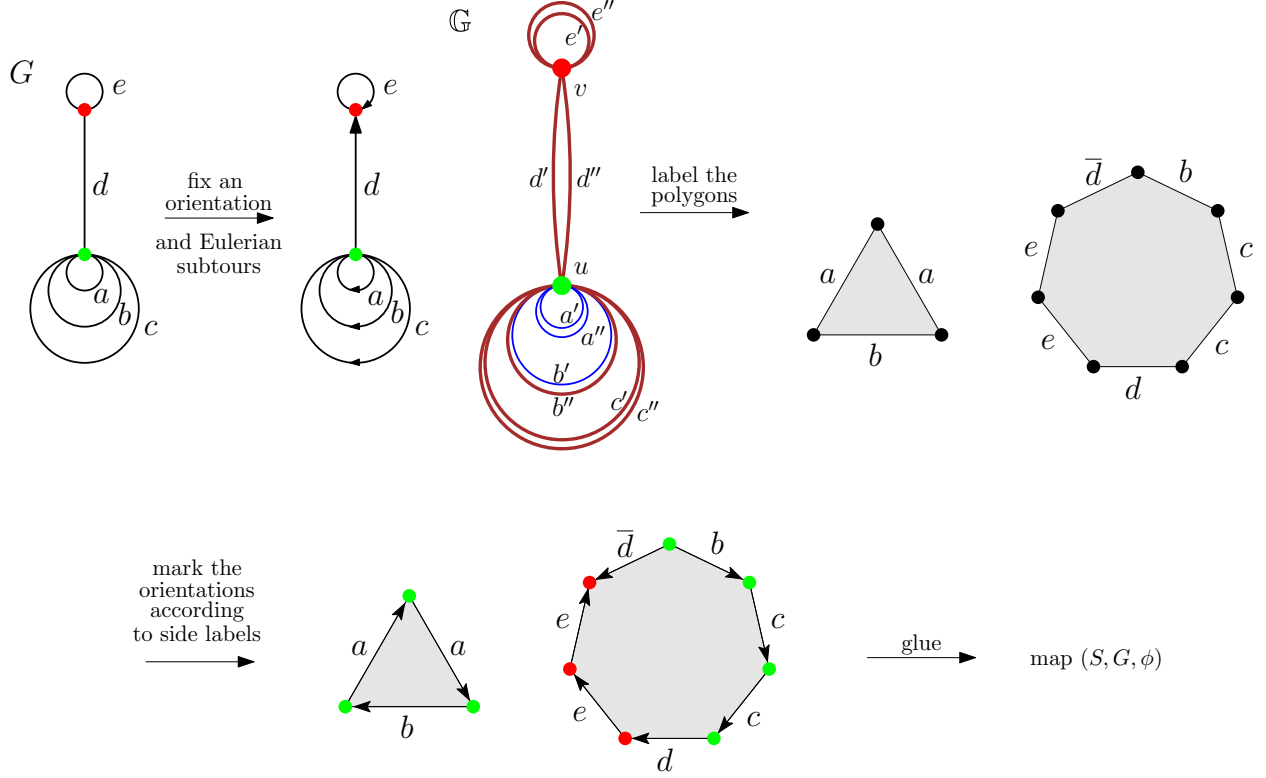


Figure 4: An example of reversing the construction, using the Eulerian subtours $(u, a', u, a'', u, b'', u)$ and $(u, b'', u, c', u, c'', u, d', v, e', v, e'', v, d'', u)$. There is one 3-gon and one 7-gon and the corresponding two words are: $(a a b)$, $(b c c d e e \bar{d})$. After the identification of the sides, we obtain a map (S, G, ϕ) with 2 vertices, 5 edges, and 2 countries. The surface S is again of Euler characteristic -1 , hence S is the non-orientable surface C_3 .

a) A cyclic shift of letters in a polygon. For example,

$$(a \bar{a} c d \bar{c} b e f \bar{f} \bar{e}) \rightarrow (d \bar{c} b e f \bar{f} \bar{e} a \bar{a} c).$$

b) Reorientation of a side: $a \rightarrow \bar{a}$ and $\bar{a} \rightarrow a$ (that is, replace each occurrence of some letter a with \bar{a} , and vice versa).

c) Reorientation of a polygon. That is a combination of two operations: the reorientation of all the edges of the polygon according to b), and replacement of the cyclic order of letters in the polygon by the inverse one. For example, $(a c \bar{c} b d \bar{e}) \rightarrow (e \bar{d} \bar{b} c \bar{e} \bar{a})$.

A map and the corresponding surface are called *orientable* if there exist orientations of the polygons such that each letter a occurs once as a and once as \bar{a} ; see, for example, [16]. In other words, it is possible to apply few times operation c) above in such a way that any letter a will occur only in combination (a, \bar{a}) , but not in combination (a, a) or (\bar{a}, \bar{a}) .

One can find out in [16] more operations that preserve only the surface given by a map but not the map itself. These operations enable us to obtain the classification of surfaces mentioned above.

The surfaces S_p and C_q can be represented by the following *normal forms*.

$$S_p = (a_1 \ b_1 \ \bar{a}_1 \ \bar{b}_1 \ a_2 \ b_2 \ \bar{a}_2 \ \bar{b}_2 \ \dots \ a_p \ b_p \ \bar{a}_p \ \bar{b}_p), \ S_0 = (a \ \bar{a});$$

$$C_q = (c_1 \ c_1 \ c_2 \ c_2 \ \dots \ c_q \ c_q); \ p, q \in \{1, 2, \dots\}. \quad (4)$$

Note that each of these maps contains only one polygon and only one vertex. For this reason the Euler characteristics are given by formula (3). Surfaces S_p are orientable and C_q are not.

Dual pairs of graphs. Consider a map $M = (S, G, \phi)$ with $G = (V, E)$. There is an obvious incidence relation between the countries and edges. The graph of this relation will be called *dual to G on surface S* and denoted by $G^* = (F, E^*)$. Thus two countries are adjacent if and only if they have a common edge (but it is not enough to have a common vertex). Duality is an involution, in the sense that $(G^*)^*$ is isomorphic to G . The dual graph is also connected and it defines a *dual map* on the same surface. By definition of the dual graph, there is a bijective correspondence between E and E^* , so we will write simply $E^* = E$.

Geographic plans. Let $G = (V, E)$ and $H = (F, E)$ be two graphs with a common set of edges. The pair $P = (G, H)$ is called a *plan*. Elements of V , E , and F are called *vertices*, *edges*, and *faces* (or *countries*) of the plan. For a plan P as above, we write $V(P) = V$, $E(P) = E$, and $F(P) = F$. Every map M generates in the obvious way a plan $P = P(M)$ given by $P = (G, G^*)$ where $G = (V(M), E(M))$ and $G^* = (F(M), E(M))$ are the dual graphs related to the map. A plan is called *geographic* if it is generated by a map. By duality, a plan (G, H) is geographic if and only if the plan (H, G) is.

Loops. In any plan $P = (G, H)$, every edge is incident to one or two vertices and to one or two faces. An edge $e \in E(P)$ incident to a unique vertex $v \in V(P)$ is called a *loop incident to v in G* . Similarly, an edge $e \in E(P)$ incident to a unique face $f \in F(P)$ is called a *loop incident to f in H* . In case of a geographic plan such an edge e is called a *loop at vertex v* or an *interior edge of country f* , respectively.

Bimatrices of plans. Let $P = (G, H)$ be a plan and let $B_G : E(P) \times V(P) \rightarrow \{0, 1, 2\}$ and $B_H : E(P) \times F(P) \rightarrow \{0, 1, 2\}$ be the incidence matrices of the graphs G and H , respectively, where an entry of 2 corresponds to a loop. These matrices have the same set of rows $E(P)$ corresponding to the edges of P ; the sets of columns $V(P)$ and $F(P)$ correspond to the vertices and faces of P , respectively.

The sum of the elements in each row is equal to 2 for both matrices.

The pair $\mathbf{B} = (B_G, B_H)$ will be called the *bimatrix* of the plan. Note that a plan (G, H) is uniquely determined by its bimatrix up to isomorphisms of G and H that keep the bijection between their edge sets. In other words, the combinatorial structure of a plan given by a bimatrix $\mathbf{B} = (B_G, B_H)$ is not affected by a permutation of the columns of B_G , the columns of B_H , or by the same permutation of the rows of both B_G and B_H .

Examples.

1. Let $S = S_0$ be a sphere and let G be a graph consisting of two vertices joined by an edge, embedded in S . Then G^* has a single vertex and a single edge that is a loop. The bimatrix of the corresponding plan is $\mathbf{B} = \begin{pmatrix} 11 & 2 \end{pmatrix}$. Vice versa, let G be the graph consisting of a single vertex and a single edge that is a loop; then G^* consists of two vertices joined by an edge, and the bimatrix of the corresponding plan is $\mathbf{B} = \begin{pmatrix} 2 & 11 \end{pmatrix}$.

2. Let S be a sphere and G be a graph embedded in S consisting of two vertices joined by two parallel edges. Then G is self-dual, that is, G^* is isomorphic to G , and the bimatrix of the corresponding plan is $\mathbf{B} = \left(\begin{array}{c|c} 11 & 11 \\ \hline 11 & 11 \end{array} \right)$.
3. Bimatrix $\mathbf{B} = \left(\begin{array}{c|c} 11 & 11 \\ \hline 11 & 11 \end{array} \right)$ is not associated with any geographic plan P , since otherwise the Euler characteristic of the corresponding surface S would be $\chi(S) = |V(P)| - |E(P)| + |F(P)| = 2 - 1 + 2 = 3 > 2$, which is impossible.
4. Let again S be a sphere and let G be a two-edge path embedded in S . Then G^* consists of two loops with a common vertex, and the bimatrix of the corresponding plan is $\mathbf{B} = \left(\begin{array}{c|c} 110 & 2 \\ \hline 101 & 2 \end{array} \right)$.
5. Let again S be a sphere and let G consist of two vertices, one edge joining them and one loop incident to one of them. Then G^* is isomorphic to G but the loop in G^* is identified with the (regular) edge in G and vice versa. The bimatrix of the corresponding plan is $\mathbf{B} = \left(\begin{array}{c|c} 11 & 20 \\ \hline 20 & 11 \end{array} \right)$.
6. Bimatrix $\mathbf{B} = \left(\begin{array}{c|c} 11 & 11 \\ \hline 02 & 20 \end{array} \right)$ is not associated with any geographic plan. The reason will be explained in Corollary 3.3 in Section 3.
7. Let S be again a sphere and let G consist of two vertices, one edge joining them and two loops incident to each. Then G^* consists of two adjacent edges and one loop incident to their common vertex. The bimatrix of the corresponding plan is $\mathbf{B} = \left(\begin{array}{c|c} 20 & 110 \\ \hline 11 & 020 \\ 02 & 011 \end{array} \right)$.
8. Let $S = C_1$ be a projective plane and let G be the graph consisting of one vertex and one loop, embedded in S . (Note that up to isomorphism, there is only one way to embed G in S to get a map.) Then G is self-dual, that is, G^* is isomorphic to G , and the bimatrix of the corresponding plan is $\mathbf{B} = \left(\begin{array}{c|c} 2 & 2 \end{array} \right)$.

The vertex–face incidence matrix. Given a plan $P = (G, H)$, this matrix is defined as the matrix product $B_{G,H} = B_G^T \cdot B_H$. In other words, $B_{G,H}$ is a matrix the entries of which are the scalar products of two columns corresponding to a vertex $v \in V(P)$ and a face $f \in F(P)$.

Walks around countries and vertices of a map. Let $M = (S, G, \phi)$ be a map and f be one of its countries. By definition of a map, f is homeomorphic to an open disk. As we go around the boundary of f , we obtain a closed walk W_f in G . This walk contains all edges and vertices incident to country f . Given a vertex $v \in V(M)$, let us denote by $b(v, f)$ the number of occurrences of v in W_f . While $b(v, f)$ may be an arbitrary non-negative integer, an edge $e \in E(G)$ may occur at most twice in W_f ; it occurs exactly twice if and only if e is an interior edge of country f .

It is well known that an arbitrary sufficiently small neighborhood of an arbitrary point of a surface is homeomorphic to an open disk. Let now v be a vertex of M . As we go along the boundary of such a disk, we obtain a closed walk W_v in G^* . This walk contains all the edges and faces incident to vertex v . Given a face $f \in F(M)$, let us denote by $b(f, v)$ the number of occurrences

of f in W_v . While $b(f, v)$ may be an arbitrary non-negative integer, an edge $e \in E(G^*) = E(G)$ may occur at most twice in W_v ; it occurs exactly twice if and only if e is a loop at vertex v .

Vertex and face graphs of a plan. Let $P = (G, H)$ be a (not necessarily geographic) plan. Let us fix an arbitrary vertex $v \in V(P)$ and consider the set of all edges and faces incident to it. The subgraph of H formed by them will be denoted by H'_v . In this subgraph let us double each edge e corresponding to a loop in G . The obtained graph will be called a *vertex graph of the plan* and denoted by H_v . Similarly, for an arbitrary face f of the plan P , let G'_f be the subgraph of G formed by all vertices and edges of the plan incident to f . The *face graph* G_f is the graph obtained from G'_f by duplicating each edge e corresponding to a loop in H .

The following lemma gives a necessary condition for a plan to be geographic.

Lemma 2.2. *Let $P = (G, H)$ be a geographic plan. Then, all vertex and face graphs of P are Eulerian.*

Proof. Fix an arbitrary map $M = (S, G, \phi)$ generating P . Consider a face $f \in F(M)$. We will show that W_f is an Eulerian trail in the face graph G_f . By construction, W_f is a closed walk (but not necessarily a trail) in G'_f . Furthermore, every edge e of G'_f occurs in W_f either once or twice; it occurs exactly twice if and only if e is an interior edge of country f . Recall also that the graph G_f is obtained from G'_f by duplicating each edge e that is a loop in $H = G^*$, that is, by duplicating each interior edge of f . It follows that every edge of G_f occurs in W_f exactly once, that is, W_f is an Eulerian trail in G_f . Similarly, it can be shown that for every vertex $v \in V(M)$, the walk W_v is an Eulerian trail in H_v . \square

3 Edmonds' characterization and its consequences

Properties of plans. A plan $P = (G, H)$ will be called:

- a) *connected* if G and H are connected;
- b) *locally Eulerian* if all its vertex and face graphs are Eulerian;
- c) *even* if all the elements of its vertex–face incidence matrix $B_{G,H}$ are even.

The following characterization of geographic plans was given by Edmonds [3].

Theorem 3.1. *A plan is geographic if and only if it is connected and locally Eulerian.*

The “only if” part follows from the definition of a map and Lemma 2.2. The “if” part of the theorem and its proof by Edmonds [3] can be seen as an extension of Euler’s “Königsberg Bridge” theorem and its proof from [4].

A connected and locally Eulerian plan can be generated by different maps on the same surface or even on different surfaces; see the examples below. Nevertheless, the Euler characteristic of all surfaces of the maps generating the plan is unambiguously determined by the plan, according to equality $\chi = |V(P)| - |E(P)| + |F(P)| = n - \ell + m$, see (2). Thus in any case there exist at most two such surfaces, there is only one if $\chi = 2$ or $\chi = 2i + 1 < 2$, and there is none if $\chi > 2$. In particular, inequality $|V(P)| - |E(P)| + |F(P)| \leq 2$ holds for any plan P which is connected and locally Eulerian, for otherwise there exists no surface for a corresponding map.

The following results, including a simple necessary condition for a plan to be geographic, were announced in [8, 9].

Theorem 3.2. *Let $P = (G, H)$ be a plan. Then, for an arbitrary vertex $v \in V(P)$ and face $f \in F(P)$, we have*

$$B_{G,H}(v, f) = d_{H_v}(f) = d_{G_f}(v) = \sum_{e \in E(P)} B_G(e, v) \cdot B_H(e, f). \quad (5)$$

Each edge $e \in E(P)$ occurs exactly twice in the sets $\{E(H_v) \mid v \in V(P)\}$ as well as in the sets $\{E(G_f) \mid f \in F(P)\}$. Furthermore, if P is a geographic plan generated by a map $M = (S, G, \phi)$, with $H = G^$, then, for an arbitrary vertex $v \in V(M)$ and country $f \in F(M)$ we have*

$$2b(v, f) = 2b(f, v) = B_{G,G^*}(v, f) = \sum_{e \in E(M)} B_G(e, v) \cdot B_{G^*}(e, f). \quad (6)$$

Proof. Fix P , v , and f as above. The equality $B_{G,H}(v, f) = \sum_{e \in E(P)} B_G(e, v) \cdot B_H(e, f)$ follows from the definition of the bimatrix of the plan, $B_{G,H}$.

Let us justify the equality $d_{G_f}(v) = \sum_{e \in E(P)} B_G(e, v) \cdot B_H(e, f)$. For all $i, j \in \{0, 1, 2\}$, let $E_{i,j}$ be the set of edges $e \in E(P)$ such that $B_G(e, v) = i$ and $B_H(e, f) = j$. Then the sets $\{E_{i,j} \mid i, j \in \{0, 1, 2\}\}$ partition $E(P)$. We have

$$\begin{aligned} \sum_{e \in E(P)} B_G(e, v) \cdot B_H(e, f) &= \sum_{(i,j) \in \{0,1,2\}^2} \left(\sum_{e \in E_{i,j}} B_G(e, v) \cdot B_H(e, f) \right) \\ &= |E_{1,1}| + 2|E_{1,2}| + 2|E_{2,1}| + 4|E_{2,2}| \\ &= (|E_{1,1}| + 2|E_{2,1}|) + 2(|E_{1,2}| + 2|E_{2,2}|). \end{aligned} \quad (7)$$

Recall that the degree of a vertex in a graph is defined as the number of edges incident to it, with loops counted twice. Since G'_f is the subgraph of G formed by all the vertices and edges incident to f , we thus have

$$d_{G'_f}(v) = (|E_{1,1}| + |E_{1,2}|) + 2(|E_{2,1}| + |E_{2,2}|) = (|E_{1,1}| + 2|E_{2,1}|) + (|E_{1,2}| + 2|E_{2,2}|).$$

Furthermore, since G_f is the graph obtained from G'_f by duplicating each edge e corresponding to a loop in H , we have

$$d_{G_f}(v) = (|E_{1,1}| + 2|E_{2,1}|) + 2(|E_{1,2}| + 2|E_{2,2}|). \quad (8)$$

Combining (7) and (8) we obtain $d_{G_f}(v) = \sum_{e \in E(P)} B_G(e, v) \cdot B_H(e, f)$, as claimed.

Equality $d_{H_v}(f) = \sum_{e \in E(P)} B_G(e, v) \cdot B_H(e, f)$ follows by duality. Thus, equations (5) are proved.

Next we show that each edge $e \in E(P)$ occurs exactly twice in the sets $\{E(H_v) \mid v \in V(P)\}$. If e is a loop in G , say at vertex v , then e will appear duplicated in the graph H_v and will not appear in any graph H_w for $w \in V(P) \setminus \{v\}$. If e is a not loop in G , say e connects distinct vertices v and w , then e will appear exactly once in each of the graphs H_v and H_w and will not appear in any graph H_u for all $u \in V(P) \setminus \{v, w\}$. Thus, in either case, e occurs exactly twice in the sets $\{E(H_v) \mid v \in V(P)\}$. The fact that each edge $e \in E(P)$ occurs exactly twice in the sets $\{E(G_f) \mid f \in F(P)\}$ follows by duality.

It remains to prove equations (6). Suppose that $P = (G, G^*)$ is a geographic plan generated by a map M and let $v \in V(M)$ and $f \in F(M)$. Let us justify the equality $2b(v, f) = \sum_{e \in E(M)} B_G(e, v) \cdot B_{G^*}(e, f)$. Fix a cyclic order of occurrences of v on W_f , say v^1, \dots, v^b , where $b = b(v, f)$. For each $i \in \{1, \dots, b\}$, let us denote by $e^{i,-}$ the edge of G immediately preceding v^i on W_f and by $e^{i,+}$ the edge of G immediately following v^i on W_f . The sequence of edges

$$\sigma^v = (e^{1,-}, e^{1,+}, \dots, e^{b,-}, e^{b,+})$$

contains precisely the edges incident to v and f .

Let X be the number of triples (i, j, e) such that $i \in \{1, \dots, b\}$, $j \in \{-, +\}$ and $e = e^{i,j}$. We now count X in two ways. Every pair $i \in \{1, \dots, b\}$ and $j \in \{-, +\}$ defines a unique triple (i, j, e) in X , by setting $e = e^{i,j}$. Thus, $|X| = 2b$.

The definition of incidence matrix B_{G^*} implies that for each edge $e \in E(M)$, the number of occurrences of e on W_f equals $B_{G^*}(e, f)$. Let E_v denote the set of edges incident to v . Consider the sequence of edges forming W_f and its subsequence σ formed by the edges in E_v . This subsequence contains each edge $e \in E_v$ precisely $B_{G^*}(e, f)$ times. If e is a loop at v , then each of the $B_{G^*}(e, f)$ occurrences of e in this subsequence corresponds to exactly two elements of X , namely to two triples of the form $(i, +, e)$ and $(i+1, -, e)$ for some $i \in \{1, \dots, b\}$ (where $b+1 = 1$). If e is a regular edge, then each of the $B_{G^*}(e, f)$ occurrences of e in this subsequence corresponds to exactly one element of X , namely to a triple of the form $(i, +, e)$ or $(i, -, e)$ for some $i \in \{1, \dots, b\}$. For an edge $e \in E_v$, we have $B_G(e, v) = 2$ if e is a loop at v and $B_G(e, v) = 1$, otherwise. Thus, for each edge $e \in E_v$, all the occurrences of e in σ generate exactly $B_G(e, v) \cdot B_{G^*}(e, f)$ triples in X . Consequently,

$$|X| = \sum_{e \in E_v} B_G(e, v) \cdot B_{G^*}(e, f) = \sum_{e \in E(M)} B_G(e, v) \cdot B_{G^*}(e, f)$$

and equality $2b(v, f) = \sum_{e \in E(M)} B_G(e, v) \cdot B_{G^*}(e, f)$ is proved.

Equality $2b(f, v) = \sum_{e \in E(M)} B_G(e, v) \cdot B_{G^*}(e, f)$ follows by duality. This shows equations (6) and completes the proof of the theorem. \square

Corollary 3.3. *Every geographic plan is even.*

For example, the bimatrix $\mathbf{B} = \left(\begin{array}{c|c} 11 & 11 \end{array} \right)$ is not associated with any geographic plan, and neither is $\mathbf{B} = \left(\begin{array}{c|c} 11 & 11 \\ 02 & 20 \end{array} \right)$.

Building a map generating a given geographic plan. Let $P = (G, H)$ be a geographic plan. By Theorem 3.1, P is connected and locally Eulerian. Label the vertices of G as v_1, \dots, v_n and consider for each face $f \in F(P)$ the following procedure, which will associate to f a point- and side-labeled polygon Q_f in the plane, with oriented sides. Fix an Eulerian trail C_f in G_f . By definition, C_f is an alternating sequence of vertices and edges incident with face f , of length $\ell_f := |E(G_f)|$. Fix an ℓ_f -gon Q_f in the plane. Label the ℓ_f sides of Q_f and the ℓ_f points on its boundary with edges and vertices of G_f so that when the polygon is traversed clockwise, the labels spell out trail C_f . Each side s of Q_f is now labeled with an edge e of G with endpoints v_i and v_j where $i \leq j$. We orient s from v_i to v_j . In particular, we orient s arbitrarily if e is a loop. This completes the description of the procedure for each face $f \in F(P)$. We further assume that the polygons $\{Q_f \mid f \in F(P)\}$ are pairwise disjoint.

By Theorem 3.2, each edge $e \in E(P)$ occurs exactly twice in the sets $\{E(G_f) \mid f \in F(P)\}$. Therefore, each edge $e \in E(P)$ labels exactly two sides of polygons in the set $\{Q_f \mid f \in F(P)\}$. This naturally partitions the set of all the polygon sides into pairs. In particular, the sum of the numbers ℓ_f over all $f \in F(P)$ is even. Furthermore, for any proper subset of the set of all polygons $\{Q_f \mid f \in F(P)\}$ there exists a side label that only occurs once in the polygons of this subset, since otherwise H would be disconnected.

We now glue the polygons along the pairs of sides labeled by the same edge of G , in accordance with their orientations as defined above. We thus obtain a surface S , but not necessarily a map of the form (S, G, ϕ) . There may be two reasons for this. First, after gluing the sides, some vertices of G may still label more than one point of S . Second, it may happen that distinct vertices of G become identified after gluing. However, as shown by Edmonds in his proof of Theorem 3.1, these problematic situations can always be avoided by an appropriate choice of the Eulerian trails C_f in the face graphs G_f and/or appropriate orientations of sides of the polygons.

More examples. We illustrate the above construction with several examples.

9. Consider the plan $P = (G, H)$ given by the bimatrix $\mathbf{B} = \left(\begin{array}{c|c} 2 & 2 \end{array} \right)$. Then $|V(P)| = |E(P)| = |F(P)| = \chi = 1$. The face graph G_f of the unique face f consists of the unique vertex v and two copies of the unique edge e , which is a loop. Denoting the two copies of e in G_f by e' and e'' , there is an essentially unique Eulerian trail C_f in the face graph G_f , namely (v, e', v, e'', v) . In the 2-gon Q_f we can orient the two sides in essentially two ways: either a) in the same direction (both clockwise or both counterclockwise) or b) oppositely (one clockwise and one counterclockwise). In case a), we obtain a map on the projective plane C_1 . It is easy to check that this map has only one vertex, and thus really generates plan P . In case b), we obtain a sphere S_0 with two vertices, which, however, must be identified, because there is only one vertex in the plan. In this case, we do not obtain a map.

Note that in terms of word representations of surfaces, the map given in case a) above can be described as $(a \ a)$, while the sequence $(a \ \bar{a})$ corresponding to case b) is not valid.

10. Let us return to Example 1 on p. 1. The bimatrix of the plan is $\mathbf{B} = \left(\begin{array}{c|c} 11 & 2 \end{array} \right)$. Let $V(P) = \{v_1, v_2\}$, $E(P) = \{e\}$, and $F(P) = \{f\}$. The graph G_f has two vertices, v_1 and v_2 , joined by two copies of e , say e' and e'' . There is an essentially unique Eulerian trail C_f in the face graph G_f , namely (v_1, e', v_2, e'', v_1) . Again, in the 2-gon Q_f we can orient the two sides in essentially two ways: either a) in the same direction (both clockwise or both counterclockwise) or b) oppositely (one clockwise and one counterclockwise). In case a), we obtain a projective plane C_1 . However, the resulting map has only one vertex, and thus does not correspond to the original plan, which has two vertices. In case b), we obtain a map on a sphere S_0 with two vertices, which does generate plan P .

In terms of word representation of surfaces, the sequence given in case a) above can be described as $(a \ a)$, which is not valid, while the valid map given in case b) can be described with the sequence $(a \ \bar{a})$.

Given a geographic plan $P = (G, H)$, we say that the procedure as above is *valid* if it indeed results in a map $M = (S, G, \phi)$ generating P . This happens if and only if each vertex of G corresponds to a unique point on surface S . In this case, the corresponding word representation of the map will also be called *valid* for P . As the above examples show, not all word representations

of the resulting surface S are valid for the given plan. For the sake of simplicity, in what follows we will denote the edges of the graph G and sides of the polygons with the corresponding letters in the resulting word representations of the surface.

Let us call a plan $P = (G, H)$ *simple* if all its vertex graphs H_v and face graphs G_f are cycles. It is easy to see that a geographic simple plan corresponds to a unique map, and hence a unique surface. An example of a simple geographic plan is given by bimatrix

$$\mathbf{B} = \left(\begin{array}{cccc|cccc} 1 & 1 & 0 & 0 & 1 & 1 & 0 & 0 \\ 1 & 1 & 0 & 0 & 0 & 0 & 1 & 1 \\ 1 & 0 & 1 & 0 & 1 & 0 & 0 & 1 \\ 1 & 0 & 1 & 0 & 0 & 1 & 1 & 0 \\ 0 & 1 & 0 & 1 & 0 & 1 & 1 & 0 \\ 0 & 1 & 0 & 1 & 1 & 0 & 0 & 1 \\ 0 & 0 & 1 & 1 & 1 & 1 & 0 & 0 \\ 0 & 0 & 1 & 1 & 0 & 0 & 1 & 1 \end{array} \right).$$

This plan is generated by a unique map on the torus. Each of the four vertex graphs and four face graphs is a 4-cycle. We leave it to the reader to construct this map as well as a similar example of a simple plan generated from a unique map on the Klein bottle.

On the other hand, some geographic plans correspond to multiple maps, on different surfaces. The next example illustrates this for $\chi = 0$.

11. Let $P = (G, H)$ be a plan given by the bimatrix $\mathbf{B} = \left(\begin{array}{c|c} 2 & 2 \\ 2 & 2 \end{array} \right)$. Then $|V(P)| = |F(P)| = 1$ and $|E(P)| = 2$, hence $\chi = 0$. The face graph G_f contains two doubled loops a and b .

Up to map-preserving transformations there exist eight different word representations of the resulting surface: $(a b \bar{a} \bar{b})$, $(a b \bar{b} \bar{a})$, $(a a b \bar{b})$, $(a \bar{a} b b)$, $(a b a b)$, $(a a b b)$, $(a b \bar{a} b)$, and $(a b a \bar{b})$. The first one generates the normal form map on the torus S_1 . The second one generates a sphere S_0 with three vertices, which, however, must be identified because there is only one vertex in the plan. In this case, we do not obtain a map. The third, the fourth, and the fifth representations all generate the projective plane C_1 with two identical vertices. Thus, they do not generate maps. Finally, the last three representations generate maps on the Klein bottle C_2 (the first of them in the normal form).

Further examples of geographic plans and the corresponding maps can be found in [8].

4 Degree sequences of geographic plans

Given a graph G , the graph obtained from G by duplicating each edge will be called the *double graph* of G and denoted by \mathbb{G} . Given a connected graph $G = (V, E)$, $|V| = n$, we call the sequence $(d_G(v) \mid v \in V)$ its *degree sequence*. If $\mathbf{d} = (d_1, \dots, d_n) = (d_G(v) \mid v \in V)$ (after an appropriate of permutation of the vertices) then we call G a *realization* of \mathbf{d} . The *degree sequence* of a plan $P = (G, H)$ is the pair $(\mathbf{d}; \mathbf{t})$ where \mathbf{d} is the degree sequence of G and \mathbf{t} is the degree sequence of H .

Let $G = (V, E)$ be a connected graph and $\mathbf{t} = (t_1, \dots, t_m) \in \mathbb{Z}_+^m$ a sequence of non-negative integers such that $\sum_{j=1}^m t_j = 2|E|$. Let us consider a partition $\mathcal{E} = \{E_1, \dots, E_m\}$ of the edge set of the double graph \mathbb{G} . The indices $1, \dots, m$ will be called *colors* and the sets E_1, \dots, E_m the *color classes*. To each vertex $v \in V(G)$ we associate a graph $H_v^\mathcal{E}$ on vertex set

$$V(H_v^\mathcal{E}) = \{j \in \{1, \dots, m\} \mid \text{there exists an edge } e \in E_j \text{ incident with } v\}$$

such that the edge set of $H_v^\mathcal{E}$ consists of those color pairs $\{j, k\}$ with $j, k \in V(H_v^\mathcal{E})$ and $j \neq k$ for which there exists an edge $e \in E(G)$ incident with v such that $e' \in E_j$ and $e'' \in E_k$ where e' and e'' are the two copies of e in \mathbb{G} .

The partition \mathcal{E} is said to be:

- *Eulerian* if each of the graphs (V, E_j) defined by the color classes is Eulerian, $j = 1, \dots, m$;
- a *\mathbf{t} -partition* if $|E_j| = t_j$ for all $j \in \{1, \dots, m\}$;
- *locally connected* if for each vertex $v \in V(G)$ the graph $H_v^\mathcal{E}$ is connected.

Theorem 4.1. *Consider two integer sequences $\mathbf{d} = (d_1, \dots, d_n) \in \mathbb{Z}_+^n$ and $\mathbf{t} = (t_1, \dots, t_m) \in \mathbb{Z}_+^m$. Then, the following statements are equivalent.*

- a) *$(\mathbf{d}; \mathbf{t})$ is the degree sequence of a geographic plan.*
- b) *$(\mathbf{t}; \mathbf{d})$ is the degree sequence of a geographic plan.*
- c) *There exists a connected realization G of \mathbf{d} such that the double graph \mathbb{G} has a locally connected Eulerian \mathbf{t} -partition.*
- d) *There exists a connected realization H of \mathbf{t} such that the double graph \mathbb{H} has a locally connected Eulerian \mathbf{d} -partition.*

Proof. The equivalences between statements a) and b) and between statements c) and d) follow from the fact that a plan (G, H) is geographic if and only if the plan (H, G) is.

Next we prove the implication a) \Rightarrow c). Suppose that $(\mathbf{d}; \mathbf{t})$ is the degree sequence of a geographic plan $P = (G, H)$. Then G is a connected realization of \mathbf{d} . It remains to show that the double graph \mathbb{G} has a locally connected Eulerian \mathbf{t} -partition. Let us identify the vertex set of H (that is, the face set of the plan) with the set $\{1, \dots, m\}$ and consider its elements as colors. Using these colors, we now partition the edges of \mathbb{G} , as follows. For each edge $e \in E(P)$ and each color $f \in F(P) = \{1, \dots, m\}$, we assign color f to exactly $B_H(e, f)$ copies of e in \mathbb{G} . (Recall that $B_H(e, f) \in \{0, 1, 2\}$.) We do this in such a way that every edge of \mathbb{G} gets assigned a unique color. This is possible since for each edge $e \in E(P)$, the sum of the entries of the corresponding row of B_H is equal to 2. (Equivalently, each edge $e \in E(P)$ occurs exactly twice in the sets $\{E(G_f) \mid f \in F(P)\}$, see Theorem 3.2.)

Notice that for each color $f \in F(P)$, the corresponding color class is the same as the edge set of the face graph G_f . Thus, by Lemma 2.2, each color class defines an Eulerian subgraph of \mathbb{G} . Thus, the above coloring procedure defines an Eulerian partition $\mathcal{E} = \{E_1, \dots, E_m\}$ of the double graph \mathbb{G} . For each color $f \in \{1, \dots, m\}$, we also have $|E_f| = \sum_{e \in E(P)} B_H(e, f) = t_f$, where the last equality holds since H is a realization of \mathbf{t} . Thus, \mathcal{E} is a \mathbf{t} -partition.

Furthermore, Lemma 2.2 implies that all vertex graphs H_v , $v \in V(G)$, of P are Eulerian, and thus connected. Since for each $v \in V(G)$, the graphs $H_v^\mathcal{E}$ and H_v have the same vertex set and two vertices of $H_v^\mathcal{E}$ are adjacent if and only if they are adjacent in H_v , the graph $H_v^\mathcal{E}$ is connected as well. This shows that the partition \mathcal{E} is also locally connected and establishes the implication $a) \Rightarrow c)$.

Finally, we prove the implication $c) \Rightarrow a)$. Suppose that there exists a connected realization G of \mathbf{d} such that the double graph \mathbb{G} has a locally connected Eulerian \mathbf{t} -partition \mathcal{E} . We complete the proof by constructing a graph H such that $P = (G, H)$ is a geographic plan with degree sequence $(\mathbf{d}; \mathbf{t})$.

Since \mathcal{E} is a \mathbf{t} -partition, we have $\mathcal{E} = \{E_1, \dots, E_m\}$ such that $|E_j| = t_j$ for all $j \in \{1, \dots, m\}$. For each $j \in \{1, \dots, m\}$, let V_j be the set of vertices of \mathbb{G} incident with an edge in E_j .

The graph H is defined as follows. The vertex set of H is $\{1, \dots, m\}$. The edge set of H is in bijective correspondence with the edge set of G . For each edge e of G there are two copies e' and e'' of e in \mathbb{G} ; we say that e connects colors $f, g \in \{1, \dots, m\}$ (possibly with $f = g$) in H if $e' \in E_f$ and $e'' \in E_g$ or vice versa. Clearly, $P = (G, H)$ is a plan.

Consider an arbitrary color $f \in \{1, \dots, m\}$. By the above construction, the degree of f in H is exactly $|E_f| = t_f$. This shows that H is a realization of \mathbf{t} and hence $(\mathbf{d}; \mathbf{t})$ is the degree sequence of P .

It remains to prove that P is geographic. By Theorem 3.1, this holds if and only if P is connected and locally Eulerian.

Graph G is connected by assumption. To see that H is connected, let us consider two colors $f, g \in V(H)$. Since G is connected, so is \mathbb{G} , and hence there exists a path $(v_1, e_1, v_2, \dots, e_{k-1}, v_k)$ in \mathbb{G} such that $v_1 \in V_f$ and $v_k \in V_g$. Furthermore, let e_0 be an edge in E_f incident with v_1 , let e_k be an edge in E_g incident with v_k , and for each $j \in \{0, 1, \dots, k\}$ let h_j be a color such that $e_j \in E_{h_j}$ where $h_0 = f$ and $h_k = g$. Since \mathcal{E} is locally connected, for each $j \in \{1, \dots, k\}$, colors h_{j-1} and h_j are connected by a path in the graph $H_{v_j}^\mathcal{E}$ and, since $H_{v_j}^\mathcal{E}$ is a subgraph of H , they are connected in H , too. Consequently, $f = h_0$ and $g = h_k$ are also connected in H . This shows that H is connected and hence the plan $P = (G, H)$ is connected.

It remains to prove that P is locally Eulerian. In other words, its vertex and face graphs are Eulerian. The face graphs G_f of P are Eulerian since G_f is isomorphic to (V_f, E_f) and the partition \mathcal{E} is Eulerian. Consider now a vertex graph H_v for some $v \in V(G)$. Since the partition \mathcal{E} is locally connected, the graph $H_v^\mathcal{E}$ is connected. This implies that the vertex graph H_v is connected, since the adjacency relation of these two graphs is the same. By Theorem 2.1, it is enough to show that all vertices of H_v have even degrees. Fix a vertex $f \in V(H_v)$. Then $v \in V_f$. Since the graph (V_f, E_f) is Eulerian, the degree of v in (V_f, E_f) is even. Due to the bijection between $E(G)$ and $E(H)$, this degree is the same as the degree of f in H_v . This completes the proof. \square

5 Examples of realizable sequence pairs

Given two integer sequences $\mathbf{d} = (d_1, \dots, d_n) \in \mathbb{Z}_+^n$ and $\mathbf{t} = (t_1, \dots, t_m) \in \mathbb{Z}_+^m$, we say that the pair $(\mathbf{d}; \mathbf{t})$ is *realizable* if it is the degree sequence of a geographic plan. We now apply Theorem 4.1 to construct infinite families of realizable sequence pairs.

Proposition 5.1. *Let $n \geq 4$ be an integer and consider the sequences $\mathbf{d} = (n, n) \in \mathbb{Z}_+^2$ and $\mathbf{t} = (5, 3, 2^{n-4}) \in \mathbb{Z}_+^{n-2}$. Then the pair $(\mathbf{d}; \mathbf{t})$ is realizable. (Note that $\chi(\mathbf{d}; \mathbf{t}) = 0$.)*

Proof. Fix an integer $n \geq 4$ and let H be the graph obtained as follows. Take two vertices u and v , put a loop on u , put three edges a, b, c between u and v , and subdivide edge a by $n - 4$ new vertices. Clearly, H is a connected realization of $(7, 5, 2^{2n-6})$. Consider the sets E_1, E_2 of the edges of the double graph \mathbb{H} defined as follows: E_1 contains one copy of the path of length $n - 3$ corresponding to edge a , both copies of edge b , and one copy of edge c ; E_2 contains the other copy of the path corresponding to edge a , the other copy of edge c , and both copies of the loop at u . Then, $\{E_1, E_2\}$ is a locally connected Eulerian (n, n) -partition of \mathbb{H} . By Theorem 4.1, the pair $(\mathbf{d}; \mathbf{t})$ is realizable. \square

Proposition 5.2. *Let $n \geq 3$ be an integer and consider the sequences $\mathbf{d} = (n, n, n, n) \in \mathbb{Z}_+^4$ and $\mathbf{t} = (7, 5, 2^{n-6}) \in \mathbb{Z}_+^{n-4}$. Then the pair $(\mathbf{d}; \mathbf{t})$ is realizable. (Note that $\chi(\mathbf{d}; \mathbf{t}) = 0$.)*

Proof. We first consider the case $n = 3$. Let H be the graph consisting of two vertices u and v , having two loops on u , one loop on v , and three edges a, b, c between u and v . This is a connected realization of $(7, 5)$. Consider the sets E_1, E_2, E_3, E_4 of the edges of the double graph \mathbb{H} defined as follows: E_1 contains both copies of one of the loops at u and one copy of the other one, E_2 contains the remaining copy of a loop at u along with a and b , E_3 contains b, c , and one copy of the loop at v , and E_4 contains a, c , and the other copy of the loop at v . Then, $\{E_1, E_2, E_3, E_4\}$ is a locally connected Eulerian $(3, 3, 3, 3)$ -partition of \mathbb{H} . By Theorem 4.1, the pair $(3, 3, 3, 3; 7, 5)$ is realizable.

Now let $n \geq 4$. Let H be the graph obtained as follows. Take two vertices u and v , put a loop on u , and put five edges a, b, c, d, e between u and v . We then subdivide edge a by $n - 2$ new vertices and edge b by $n - 4$ new vertices. Clearly, H is a connected realization of $(7, 5, 2^{2n-6})$. Consider the sets E_1, E_2, E_3, E_4 of the edges of the double graph \mathbb{H} defined as follows: E_1 contains one copy of the path of length $n - 1$ corresponding to edge a and one copy of edge c ; E_2 contains the other copy of the path corresponding to edge a and one copy of edge d ; E_3 contains one copy of the path of length $n - 3$ corresponding to edge b and one copy of each edge c, d, e ; E_4 contains the other copy of the path corresponding to edge b , one copy of edge e , and both copies of the loop at u . Then, $\{E_1, E_2, E_3, E_4\}$ is a locally connected Eulerian (n, n, n, n) -partition of \mathbb{H} . Thus, the pair $(\mathbf{d}; \mathbf{t})$ is realizable by Theorem 4.1. \square

Proposition 5.3. *Let n, k, a be positive integers such that $n \geq a \geq 4$ and a is even, and consider the sequences $\mathbf{d} = (n^{2k}) \in \mathbb{Z}_+^{2k}$ and $\mathbf{t} = (ak + 1, ak - 1, 2^{k(n-a)}) \in \mathbb{Z}_+^{k(n-a)+2}$. Then the pair $(\mathbf{d}; \mathbf{t})$ is realizable. (Note that $\chi(\mathbf{d}; \mathbf{t}) = 2 - (a - 2)k$ is even and non-positive.)*

Proof. Let H be the graph obtained as follows. Take two vertices u and v , put a loop e_1 on u , and put $ak - 1$ edges e_2, \dots, e_{ak} connecting u and v . Let us now subdivide k of these connecting edges, say $e_{(a-1)k+1}, \dots, e_{ak}$, by introducing $n - a$ new vertices on each, and let P_1, \dots, P_k be the resulting u, v -paths. Clearly, H is a connected realization of the degree sequence \mathbf{t} . To complete the proof, we consider two cases depending on the value of k .

Suppose first that $k = 1$. In this case, consider the sets E_1, E_2 of the edges of the double graph \mathbb{H} defined as follows: E_1 contains one copy of path P_1 , two copies of loop e_1 , and one copy of each edge e_2, \dots, e_{a-2} ; E_2 contains one copy of path P_1 , one copy of each edge e_2, \dots, e_{a-2} , and two copies of edge e_{a-1} . Note that the degrees of u and v in $(V(H), E_1)$ equal $a + 2$ and $a - 2$, respectively, while both vertices have degree a in $(V(H), E_2)$. It follows that $\{E_1, E_2\}$ is a locally connected Eulerian (n, n) -partition of \mathbb{H} .

Suppose now that $k > 1$. In this case, consider the sets E_1, \dots, E_{2k} of the edges of the double graph \mathbb{H} defined as follows: E_1 contains one copy of path P_1 , both copies of loop e_1 and one copy of

each of the edges e_3, \dots, e_{a-1} ; E_2 contains one copy of path P_2 , both copies of edge e_2 and one copy of each of the edges e_3, \dots, e_{a-1} ; for all $i \in \{2, \dots, k\}$, set E_{2i-1} contains one copy of path P_i and one copy of each of the edges $e_{(i-1)(a-1)+1}, \dots, e_{i(a-1)}$; for all $i \in \{2, \dots, k-1\}$, set E_{2i} contains one copy of path P_{i+1} and one copy of each of the edges $e_{(i-1)(a-1)+1}, \dots, e_{i(a-1)}$; set E_{2k} contains one copy of path P_1 and one copy of each of the edges $e_{(k-1)(a-1)+1}, \dots, e_{k(a-1)}$. See Table 1 for an example with $k = 3$; the table contains numbers of copies of e_j , resp., of P_j , in each set E_i .

	P_1	P_2	P_3	e_1	e_2	e_3	\dots	e_{a-1}	e_a	\dots	$e_{2(a-1)}$	$e_{2(a-1)+1}$	\dots	$e_{3(a-1)}$
E_1	1			2		1	\dots	1						
E_2		1			2	1	\dots	1						
E_3		1							1	\dots	1			
E_4			1						1	\dots	1			
E_5			1									1	\dots	1
E_6	1											1	\dots	1

Table 1: Numbers specifying the construction of a locally connected Eulerian (n^{2k}) -partition of \mathbb{H} in the proof of Proposition 5.3, case $k > 1$. Empty cells correspond to zero entries.

It can be verified that $\{E_1, \dots, E_{2k}\}$ is a locally connected Eulerian (n^{2k}) -partition of \mathbb{H} . Thus, the pair $(\mathbf{d}; \mathbf{t})$ is realizable by Theorem 4.1. \square

6 Some infinite families of sequence pairs not realizable on the sphere

Consider a realizable pair $(\mathbf{d}; \mathbf{t})$. Then $\sum_{i=1}^n d_i = \sum_{j=1}^m t_j$ and the Euler characteristic of all surfaces of the maps generating a plan with degree sequence $(\mathbf{d}; \mathbf{t})$ is unambiguously determined by the degree sequence, according to equality $\chi = n - \ell + m$, where $2\ell = \sum_{i=1}^n d_i = \sum_{j=1}^m t_j$. Therefore, from now on we will only consider pairs $(\mathbf{d}; \mathbf{t})$ such that $\sum_{i=1}^n d_i = \sum_{j=1}^m t_j = 2\ell$ for some integer ℓ , and denote the value of $n - \ell + m$ by $\chi(\mathbf{d}; \mathbf{t})$.

Lemma 6.1. *Let G be a connected graph and let $\mathcal{E} = \{E_1, \dots, E_m\}$ be a locally connected partition of the double graph \mathbb{G} . Then, there is no vertex $v \in V(G)$ and a partition $\{F_1, F_2\}$ of the set of edges of G incident to v such that $F_1, F_2 \neq \emptyset$, both copies of all edges in F_1 belong to E_j , and no copy of any edge in F_2 belongs to E_j for some $j \in \{1, \dots, m\}$.*

Proof. Otherwise, vertex j would be an isolated vertex in the graph $H_v^{\mathcal{E}}$, contrary to the local connectivity of the partition. \square

Proposition 6.2. *Let $a > b \geq 1$ be integers such that $a + b$ is even, let $n = (a + b)/2$, and consider the sequences $\mathbf{d} = (2, \dots, 2) \in \mathbb{Z}_+^n$ and $\mathbf{t} = (a, b) \in \mathbb{Z}_+^2$. Then the pair $(\mathbf{d}; \mathbf{t})$ is not realizable. (Note that $\chi(\mathbf{d}; \mathbf{t}) = 2$.)*

Proof. Consider an arbitrary connected realization G of the degree sequence \mathbf{d} . This is a connected 2-regular graph on n vertices, that is, an n -cycle. By Theorem 4.1, it is enough to show that the double graph \mathbb{G} has no locally connected Eulerian \mathbf{t} -partition. Assume indirectly that there exists a locally connected Eulerian partition $\mathcal{E} = \{E_1, E_2\}$ of \mathbb{G} such that $|E_1| = a$ and $|E_2| = b$. Since $a + b = 2n$ and $a > b$, we have $b < n$. Lemma 6.1 implies that each color class contains at least one copy of each edge of G . Since $b < n$, this is impossible. \square

Proposition 6.3. *Let $n \geq 2$ be an integer, and consider the sequences $\mathbf{d} = (3, 2, \dots, 2, 1) \in \mathbb{Z}_+^n$ and $\mathbf{t} = (n, n) \in \mathbb{Z}_+^2$. Then the pair $(\mathbf{d}; \mathbf{t})$ is not realizable. (Note that $\chi(\mathbf{d}; \mathbf{t}) = 2$.)*

Proof. The arguments are similar as in the proof of Proposition 6.2. Consider an arbitrary connected realization G of the degree sequence \mathbf{d} . This is a connected graph on n vertices, in which vertex v_1 is of degree 3, vertex v_n is of degree 1, and all other vertices are of degree 2. Thus such a graph consists of a path P from v_1 to v_n and a cycle C through v_1 such that v_1 is the only common vertex of P and C . Assume indirectly that there exists a locally connected Eulerian partition $\mathcal{E} = \{E_1, E_2\}$ of \mathbb{G} such that $|E_1| = |E_2| = n$. We can assume that v_n is a vertex of the Eulerian subgraph of \mathbb{G} corresponding to E_1 . By Lemma 6.1, E_1 must contain both copies of each edge of P , and at least one copy of each edge on C . Since G has exactly n edges, the above implies that $|E_1| \geq |E(C)| + 2|E(P)| = n + |E(P)| > n$, a contradiction. \square

Proposition 6.4. *Let $a, b \geq 2$ be integers and let $t_1 \geq \dots \geq t_a$ be positive even integers such that $\sum_{i=1}^a t_i = 2(a+b)$. Consider the sequences $\mathbf{d} = (2a+b-1, 1, \dots, 1) \in \mathbb{Z}_+^{b+2}$ and $\mathbf{t} = (t_1, \dots, t_a) \in \mathbb{Z}_+^a$. Then the pair $(\mathbf{d}; \mathbf{t})$ is not realizable. (Note that $\chi(\mathbf{d}; \mathbf{t}) = 2$.)*

Proof. Consider an arbitrary connected realization G of the degree sequence \mathbf{d} . This is a graph consisting of a vertex v_1 of degree $2a+b-1$ and $b+1$ vertices of degree 1, all adjacent to v_1 . Thus, there are $a-1$ loops at v_1 . Assume indirectly that there exists a locally connected Eulerian partition $\mathcal{E} = \{E_1, \dots, E_a\}$ of \mathbb{G} such that $|E_j| = t_j$ for all $j \in \{1, \dots, a\}$. If for some $j \in \{1, \dots, m\}$ a copy of a pendant edge belongs to E_j , then both copies must belong to it. Thus, by Lemma 6.1, every E_j must contain at least one of the loops. Since the sizes t_j are all even, every E_j must contain at least two loops in the double graph \mathbb{G} . This requires at least $2a$ loops in \mathbb{G} . However, since \mathbb{G} has only $2a-2$ loops, this is impossible. \square

Proposition 6.5. *Let $a \geq 0$ and $b \geq 0$ be integers such that $b < a+3 \leq 2b$, and consider the sequences $\mathbf{d} = (3, 3, 2, \dots, 2) \in \mathbb{Z}_+^{a+2}$ and $\mathbf{t} = (a+3, b, a+3-b) \in \mathbb{Z}_+^3$. Then the pair $(\mathbf{d}; \mathbf{t})$ is not realizable. (Note that $\chi(\mathbf{d}; \mathbf{t}) = 2$.)*

Proof. Consider an arbitrary connected realization $G = (V, E)$ of the degree sequence \mathbf{d} . This is a graph on $a+2$ vertices, where the first two vertices, v_1 and v_2 , have degrees 3, and all other vertices are of degree 2. Thus such a graph consists either of one path between v_1 and v_2 , and one cycle at each of these vertices, where the path and the two cycles are otherwise vertex disjoint (see the left-hand side of Fig. 5 for an example) or of three internally vertex-disjoint paths between v_1 and v_2 (see the right-hand side of Fig. 5 for an example).

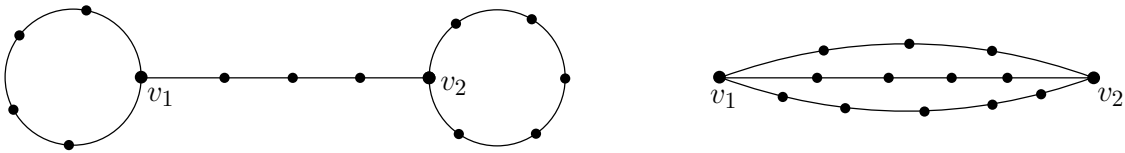


Figure 5: The two types of connected realizations of the degree sequence \mathbf{d} . In the two examples, we have $a = 12$. The value of b can be any integer in the set $\{8, \dots, 14\}$.

Let \mathcal{W} denote the set consisting of the edge sets of the v_1, v_2 -paths in G and the cycles at v_1 and at v_2 (if any).

Assume indirectly that the double graph \mathbb{G} has a locally connected Eulerian \mathbf{t} -partition $\mathcal{E} = \{E_1, E_2, E_3\}$. Since $\mathbf{t} = (a + 3, b, a + 3 - b)$, we have

$$|E_1| = a + 3, \quad |E_2| = b, \quad |E_3| = a + 3 - b. \quad (9)$$

For each $j \in \{1, 2, 3\}$ and each edge $e \in E$, let $\mu_j(e) \in \{0, 1, 2\}$ denote the number of copies of e in \mathbb{G} that belong to color class E_j .

Let us first note the following.

Lemma 6.6. *Let $W \in \mathcal{W}$ and let e and e' be two edges in W . Then*

$$\mu_j(e) = \mu_j(e') \quad \text{for all } j = 1, 2, 3. \quad (10)$$

Proof. It is enough to show the claim for any two adjacent and distinct edges e and e' in W with a common endpoint v such that $v \neq v_1, v_2$. If for some $j \in \{1, \dots, 2b\}$ we have $\mu_j(e) \neq \mu_j(e')$, then either the fact that the graph (V, E_j) defined by the color class j is Eulerian, or the connectedness of the graph $H_v^{\mathcal{E}}$ fails. \square

To state the next lemma, we will need the following notation. For all $j \in \{1, 2, 3\}$, we denote by $\text{supp}(E_j)$ the *support of class E_j* , that is, the set of edges e in G such that $\mu_j(e) \geq 1$.

Lemma 6.7. *If the color class E_j contains a copy of an edge from some $W \in \mathcal{W}$, then W is a subset of $\text{supp}(E_j)$.*

Proof. Immediate from the previous lemma. \square

We now analyze the two cases depending on the structure of G .

Suppose first that G consists of one cycle P at vertex v_1 , one path Q between v_1 and v_2 , and one cycle R at vertex v_2 , where the path and the two cycles are otherwise vertex disjoint (as in the left-hand side of Fig. 5). Let e be the edge on path Q incident with v_1 and let j be a color class such that e belongs to the support of E_j . Lemma 6.7 implies that the set $\text{supp}(E_j)$ contains the edge set of Q as a subset. By Lemma 6.6, all the edges of cycle P appear in E_j with the same multiplicity (0, 1, or 2). Since the color class E_j is Eulerian, this implies that $\mu_j(e) = 2$. Using Lemma 6.6, we infer that all the edges of path Q appear in E_j with multiplicity 2. Lemma 6.1 implies that some edge of cycle P incident with v_1 belongs to $\text{supp}(E_j)$ and consequently the edge set of cycle P is contained, as a subset, in $\text{supp}(E_j)$. Similarly, by considering vertex v_2 , we obtain that the edge set of cycle R is contained, as a subset, in $\text{supp}(E_j)$. Consequently, $|E_j| \geq |E(P)| + 2|E(Q)| + |E(R)| > |E| = a + 3$, a contradiction.

Suppose now that G consists of three internally vertex-disjoint paths Q_1 , Q_2 , and Q_3 between v_1 and v_2 (as in the right-hand side of Fig. 5).

Lemma 6.8. *For any of the color classes E_j , the edge sets of at least two of the paths Q_1 , Q_2 , Q_3 , are contained, as subsets, in $\text{supp}(E_j)$.*

Proof. Since $|E_j| > 0$ for all $j \in \{1, 2, 3\}$, Lemma 6.7 implies that for each color class E_j , its support $\text{supp}(E_j)$ contains, as a subset, the edge set of at least one v_1, v_2 -path.

Assume indirectly that $\text{supp}(E_j) = E(Q_i)$ for some path Q_i . By Lemma 6.6 we have either $\mu_j(e) = 1$ for all edges $e \in E(Q_i)$ or $\mu_j(e) = 2$ for all edges $e \in E(Q_i)$. We cannot have $\mu_j(e) = 1$ for all edges $e \in E(Q_i)$, since otherwise the color class E_j would not be Eulerian. Thus, we have

$\mu_j(e) = 2$ for all edges $e \in E(Q_i)$. This, however, leads to a contradiction with Lemma 6.1 due to vertex v_1 . \square

For each color class $j \in \{1, 2, 3\}$, let $D_j = \sum_{e \ni v_1} \mu_j(e)$. Since each color class is Eulerian, the numbers D_j are all positive and even. Furthermore,

$$\sum_{j=1}^3 D_j = \sum_{j=1}^3 \sum_{e \ni v_1} \mu_j(e) = \sum_{e \ni v_1} \sum_{j=1}^3 \mu_j(e) = 6,$$

where the last equality follows from the fact that \mathcal{E} is a partition of the edge set of \mathbb{G} . It follows that $D_j = 2$ for all $j \in \{1, 2, 3\}$. By Lemma 6.8, we have only one possibility up to renaming the paths: for all $j \in \{1, 2, 3\}$, the support of color class E_j contains the edges of paths Q_j and Q_{j+1} , with multiplicity equal to 1 (indices modulo 3). For all $j \in \{1, 2, 3\}$, let us denote by q_j the number of edges in path Q_j . Since $|E_j| = q_j + q_{j+1}$ for all $j \in \{1, 2, 3\}$ (indices modulo 3), equations (9) imply

$$\begin{aligned} q_1 + q_2 &= a + 3, \\ q_2 + q_3 &= b, \\ q_3 + q_1 &= a + 3 - b. \end{aligned}$$

This system has a unique solution $(q_1, q_2, q_3) = (a + 3 - b, b, 0)$. In particular, $q_3 = 0$, which contradicts the fact that all three paths have strictly positive length. \square

Proposition 6.2	Proposition 6.3	Proposition 6.4	Proposition 6.5
$(a, b; 2^{(a+b)/2})$	$(3, 2^{n-2}, 1; n, n)$	$(2a + b - 1, 1^{b+1}; t_1, \dots, t_a)$	$(3, 3, 2^a; a + 3, b, a + 3 - b)$
(3, 1; 2, 2)	(3, 1; 2, 2)	(5, 1, 1, 1; 4, 4)	(3, 3; 3, 2, 1)
(4, 2; 2, 2, 2)	(3, 2, 1; 3, 3)	(5, 1, 1, 1; 6, 2)	(3, 3, 2; 4, 2, 2)
(5, 1; 2, 2, 2)	(3, 2, 2, 1; 4, 4)	(6, 1, 1, 1, 1; 6, 4)	(3, 3, 2; 4, 3, 1)
(5, 3; 2, 2, 2, 2)	(3, 2, 2, 2, 1; 5, 5)	(6, 1, 1, 1, 1; 8, 2)	(3, 3, 2, 2; 5, 3, 2)
(6, 2; 2, 2, 2, 2)	(3, 2, 2, 2, 2, 1; 6, 6)	(7, 1, 1, 1; 4, 4, 2)	(3, 3, 2, 2; 5, 4, 1)
(7, 1; 2, 2, 2, 2)	(3, 2, 2, 2, 2, 2, 1; 7, 7)	(7, 1, 1, 1; 6, 2, 2)	(3, 3, 2, 2, 2; 6, 3, 3)
(6, 4; 2, 2, 2, 2, 2)		(8, 1, 1, 1, 1; 4, 4, 4)	(3, 3, 2, 2, 2; 6, 4, 2)
(7, 3; 2, 2, 2, 2, 2)		(8, 1, 1, 1, 1; 6, 4, 2)	(3, 3, 2, 2, 2; 6, 5, 1)
(8, 2; 2, 2, 2, 2, 2)		(8, 1, 1, 1, 1; 8, 2, 2)	
(9, 1; 2, 2, 2, 2, 2)			

Table 2: Examples following Propositions 5.1 – 5.4

We close this section with a list some further examples of non-realizable pairs. We leave it to the reader to verify that they are indeed non-realizable.

Proposition 6.9. *Let $a \geq 1$ and $\alpha \geq \beta \geq 1$ be integers such that $\alpha + \beta \neq a + 2$ and $\alpha + \beta/2 \leq a + 2$. Then, the pair $(2a + 4 - (\alpha + \beta), \alpha, \beta; 4, 2^a)$ is not realizable.*

Proposition 6.10. *Let $a \geq 1$ and $\alpha \geq \beta \geq \gamma \geq \delta$ be integers such that $\alpha + \beta + \gamma + \delta = 2a + 6$, and $(\alpha + \delta \neq a + 3$ or $\gamma + \delta \geq a + 3)$ and $\alpha \neq a + 3$. Then, the pair $(\alpha, \beta, \gamma, \delta; 6, 2^a)$ is not realizable.*

Proposition 6.11. *Let $a \geq 0$ and $\alpha \geq \beta \geq \gamma \geq \delta$ be integers such that $\alpha + \beta + \gamma + \delta = 2a + 8$ and*

- $\alpha > a + 2$ or $\delta = 1$ or $\alpha + \delta \neq a + 4$,
- $\alpha \neq a + 4$,
- $\alpha \neq a + 3$ or $\gamma \neq 1$.

Then, the pair $(\alpha, \beta, \gamma, \delta; 4, 4, 2^a)$ is not realizable.

Proposition 6.12. *For every integer $a \geq 0$, the pair $(a + 3, a + 3, 1, 1; 5, 3, 2^a)$ is not realizable.*

Proposition 6.13. *For every integer $a \geq 1$ and every three even integers $\alpha \geq \beta \geq \gamma$ such that $\alpha + \beta + \gamma = 2a + 6$, the pair $(\alpha, \beta, \gamma; a + 4, 2, 1^a)$ is not realizable.*

In Tables 3 and 4 we list some small examples of non-realizable pairs given by Propositions 6.9–6.13.

Proposition 6.9	Proposition 6.10	Proposition 6.11
$(2a + 4 - (\alpha + \beta), \alpha, \beta; 4, 2^a)$	$(\alpha, \beta, \gamma, \delta; 6, 2^a)$	$(\alpha, \beta, \gamma, \delta; 4, 4, 2^a)$
(2, 2, 2; 4, 2)	(2, 2, 2, 2; 6, 2)	(3, 2, 2, 1; 4, 4)
(4, 1, 1; 4, 2)	(5, 1, 1, 1; 6, 2)	(5, 1, 1, 1; 4, 4)
(3, 3, 2; 4, 2, 2)	(3, 3, 3, 1; 6, 2, 2)	(3, 3, 3, 1; 4, 4, 2)
(5, 2, 1; 4, 2, 2)	(4, 2, 2, 2; 6, 2, 2)	(4, 2, 2, 2; 4, 4, 2)
(6, 1, 1; 4, 2, 2)	(6, 2, 1, 1; 6, 2, 2)	(6, 2, 1, 1; 4, 4, 2)
(4, 3, 3; 4, 2, 2, 2)	(7, 1, 1, 1; 6, 2, 2)	(7, 1, 1, 1; 4, 4, 2)
(4, 4, 2; 4, 2, 2, 2)		(4, 4, 3, 1; 4, 4, 2, 2)
(6, 2, 2; 4, 2, 2, 2)		(5, 3, 2, 2; 4, 4, 2, 2)
(6, 3, 1; 4, 2, 2, 2)		(7, 2, 2, 1; 4, 4, 2, 2)
(7, 2, 1; 4, 2, 2, 2)		(7, 3, 1, 1; 4, 4, 2, 2)
(8, 1, 1; 4, 2, 2, 2)		(8, 2, 1, 1; 4, 4, 2, 2)
		(9, 1, 1, 1; 4, 4, 2, 2)

Table 3: Small examples of non-realizable pairs given by Examples 6.9–6.11, $\chi = 2$.

7 A two-parametric infinite family of sequences pairs not realizable on the projective plane

Recall that, given two integer sequences $\mathbf{d} = (d_1, \dots, d_n) \in \mathbb{Z}_+^n$ and $\mathbf{t} = (t_1, \dots, t_m) \in \mathbb{Z}_+^m$, the pair $(\mathbf{d}; \mathbf{t})$ is said to be realizable if it is the degree sequence of a geographic plan.

Theorem 7.1. *Let $a \geq 3$ and $b \geq 1$ be integers, and consider the sequences $\mathbf{d} = (a, a, \dots, a) \in \mathbb{Z}_+^{2b}$ and $\mathbf{t} = (2b + 1, 2b + 1, 2, \dots, 2) \in \mathbb{Z}_+^{ab-2b+1}$. Then the pair $(\mathbf{d}; \mathbf{t})$ is not realizable. (Note that $\chi(\mathbf{d}; \mathbf{t}) = 1$.)*

Proof. By Theorem 4.1, it suffices to show that for every connected realization G of \mathbf{t} the double graph \mathbb{G} does not have any locally connected Eulerian \mathbf{d} -partition. We follow the proof strategy of Proposition 6.5, except that this time we are proving non-realizability, and the family of possible connected realizations is more general.

Proposition 6.12	Proposition 6.13
$(a + 3, a + 3, 1, 1; 5, 3, 2^a)$	$(\alpha, \beta, \gamma; a + 4, 2, 1^a)$
$(3, 3, 1, 1; 5, 3)$	$(2, 2, 2; 4, 2)$
$(4, 4, 1, 1; 5, 3, 2)$	$(4, 2, 2; 5, 2, 1)$
$(5, 5, 1, 1; 5, 3, 2, 2)$	$(4, 4, 2; 6, 2, 1, 1)$
$(6, 6, 1, 1; 5, 3, 2, 2, 2)$	$(6, 2, 2; 6, 2, 1, 1)$
$(7, 7, 1, 1; 5, 3, 2, 2, 2, 2)$	$(4, 4, 4; 7, 2, 1, 1, 1)$
$(8, 8, 1, 1; 5, 3, 2, 2, 2, 2, 2)$	$(6, 4, 2; 7, 2, 1, 1, 1)$
	$(8, 2, 2; 7, 2, 1, 1, 1)$
	$(6, 4, 4; 8, 2, 1, 1, 1, 1)$
	$(6, 6, 2; 8, 2, 1, 1, 1, 1)$
	$(8, 4, 2; 8, 2, 1, 1, 1, 1)$

Table 4: (More) small examples of non-realizable pairs given by Examples 6.12 and 6.13, $\chi = 2$.

Consider an arbitrary connected realization $G = (V, E)$ of the degree sequence \mathbf{t} . This is a graph on $ab - 2b + 1$ vertices, where the first two vertices, v_1 and v_2 , have degrees $2b + 1$, and all other vertices are of degree 2. Thus such a graph consists of an odd number, say $2c + 1$, of paths between v_1 and v_2 , and some cycles at each of these vertices. These paths and cycles are otherwise vertex disjoint. Furthermore, since the degrees of v_1 and v_2 are both $2b + 1$, the number of cycles at v_1 and v_2 are both equal to $b - c$. Thus we must have $0 \leq c \leq b$. See Fig. 6 for an example of such a graph.

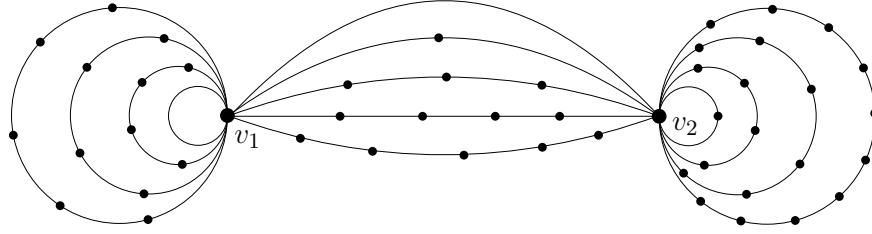


Figure 6: An example of a connected realization of the degree sequence \mathbf{t} , with $a = 10$, $b = 6$, and $c = 2$.

Let us denote the cycles at v_1 by P_1, \dots, P_{b-c} , the v_1, v_2 -paths by Q_1, \dots, Q_{2c+1} , and the cycles at v_2 by R_1, \dots, R_{b-c} . Furthermore, let

$$\mathcal{W} = \{P_1, \dots, P_{b-c}, Q_1, \dots, Q_{2c+1}, R_1, \dots, R_{b-c}\}.$$

Assume indirectly that the double graph \mathbb{G} has a locally connected Eulerian \mathbf{d} -partition $\mathcal{E} = \{E_1, \dots, E_{2b}\}$. Then

$$\mathcal{E} \text{ is a partition of the edge set of } \mathbb{G}. \quad (11)$$

Furthermore, since $\mathbf{d} = (a, a, \dots, a) \in \mathbb{Z}_+^{2b}$, we have

$$|E_j| = a \quad \text{for all } j \in \{1, \dots, 2b\}. \quad (12)$$

edge $e \in E$, let us denote by $\mu_j(e)$ the size of the intersection. For each $j \in \{1, \dots, 2b\}$ and each edge $e \in E$, let $\mu_j(e) \in \{0, 1, 2\}$ denote the number of copies of e in \mathbb{G} that belong to color class E_j .

Applying the same arguments as in the proof of Lemma 6.6 (which corresponds to the case $b = 1$) leads to the following.

Lemma 7.2. *Let $W \in \mathcal{W}$ and let e and e' be two edges in W . Then*

$$\mu_j(e) = \mu_j(e') \quad \text{for all } j = 1, \dots, 2b. \quad (13)$$

To state the next lemma, we will need the following notation. For all $j \in \{1, \dots, 2b\}$, we denote by $\text{supp}(E_j)$ the *support of class E_j* , that is, the set of edges e in G such that $\mu_j(e) \geq 1$.

Lemma 7.3. *If the color class E_j contains a copy of an edge from some $W \in \mathcal{W}$, then W is a subset of $\text{supp}(E_j)$.*

Proof. Immediate from the previous lemma. \square

Lemma 7.4. *For any of the color classes E_j at least two different paths/cycles are in $\text{supp}(E_j)$.*

Proof. Since $|E_j| = a > 0$ for all $j \in \{1, \dots, 2b\}$, Lemma 7.3 implies that for each color class E_j , the set $\text{supp}(E_j)$ contains, as a subset, at least one member of \mathcal{W} .

Assume indirectly that $\text{supp}(E_j) = W$ for some $W \in \mathcal{W}$. By symmetry, we may assume that vertex v_1 is incident with an edge in W . By (13) we have either $\mu_j(e) = 1$ for all edges $e \in W$ or $\mu_j(e) = 2$ for all edges $e \in W$.

In the first case this implies $|W| = |\text{supp}(E_j)| = |E_j| = a$, and thus, since \mathcal{E} is a partition of the edges of \mathbb{G} , conditions (12) and (13) imply that we must have another color j' such that $\text{supp}(E_{j'}) = W$. Since the degree of v_1 in G is $2b + 1 \geq 3$, there is an edge incident with v_1 that does not belong to $\text{supp}(E_j) \cup \text{supp}(E_{j'}) = W$. Thus colors j and j' would not be connected in $H_{v_1}^{\mathcal{E}}$ to the other colors at vertex v_1 .

In the latter case, $a = 2|W|$, and color j is not connected to the other colors at vertex v_1 .

In both cases we get a contradiction with the connectedness of the graph $H_{v_1}^{\mathcal{E}}$. \square

Lemma 7.5. *We have $c = b$, or, in other words, there are no cycles P_i or R_j .*

Proof. Recall that $c \leq b$. Assume that $c < b$, and consider all color classes that contain some of the paths between v_1 and v_2 . We claim that we can have at most $2c + 1$ such color classes. By Lemma 7.3 every color class is the union of copies of paths and cycles (from \mathcal{W}), hence, by the Eulerian property every color class must contain an even number of path copies. So, those that do contain some, must contain at least 2. Since we have only $2(2c + 1)$ such copies, condition (11) implies we cannot have more than $2c + 1$ such color classes.

It follows that we have at least $2b - (2c + 1) = 2(b - c) - 1$ color classes that contain only cycles. Since each such color class E_j is Eulerian, its support is connected, and hence contains only cycles incident with one of the two vertices v_1 and v_2 . Thus at least one of these vertices, say v_1 , is incident with at least $(b - c)$ color classes that involve only cycles through this vertex. Thus by the fact that we have exactly $(b - c)$ cycles through vertex v_1 , by Lemma 1, and by the fact that the graph $H_{v_1}^{\mathcal{E}}$ is connected, we must have exactly $(b - c)$ such color classes, each containing exactly two cycles (with multiplicities one). This implies that these $(b - c)$ color classes cover all edges that are in the cycles incident with vertex v_1 . Since this vertex has some additional edges in the

odd number of paths connecting it to vertex v_2 , those are also covered by some color classes, which however cannot be connected in the graph $H_{v_1}^\mathcal{E}$ to the $(b - c)$ color classes covering the cycles. This contradicts the connectedness of $H_{v_1}^\mathcal{E}$. \square

Since $c = b$, the graph consists of $2b + 1$ edge-disjoint paths connecting vertices v_1 and v_2 . For each $j \in \{1, \dots, 2b\}$, let $D_j = \sum_{e \ni v_1} \mu_j(e)$. Since each color class is Eulerian, the numbers D_j are all positive and even. Furthermore,

$$\sum_{j=1}^{2b} D_j = \sum_{j=1}^{2b} \sum_{e \ni v_1} \mu_j(e) = \sum_{e \ni v_1} \sum_{j=1}^{2b} \mu_j(e) = 2(2b + 1),$$

where the last equality follows from condition (11). Consequently, $D_j = 2$ for all but one of the color classes, say $j = 1$, for which $D_1 = 4$. By Lemma 1, the support of each color class E_j such that $D_j = 2$ contains exactly two of the $2b + 1$ paths and $\mu_j(e) = 1$ for each edge $e \in \text{supp}(E_j)$. For $j = 1$, we have three possible cases up to renaming the paths:

- (a) The support of color class E_1 contains two paths both with multiplicities equal to 2.
- (b) The support of color class E_1 contains path Q_1 with multiplicity 2 and paths Q_2 and Q_3 with multiplicity 1.
- (c) The support of color class E_1 contains exactly 4 of the $2b + 1$ paths, say Q_1, Q_2, Q_3 , and Q_4 , each with multiplicity 1.

Case (a) is not possible, as color 1 is not connected in $H_{v_1}^\mathcal{E}$ to the other colors, contradicting the connectedness of $H_{v_1}^\mathcal{E}$. (Note that the total number of color classes is $2b > 1$.)

In case (b) equality (12) implies the following equality:

$$2|E(Q_1)| + |E(Q_2)| + |E(Q_3)| = a. \quad (14)$$

Let us create an auxiliary graph Γ with vertex set $\{1, \dots, 2b + 1\}$ (the indices of the paths) such that for every color $j \neq 1$ such that the support of E_j contains exactly Q_k and Q_ℓ we connect k and ℓ with an edge. Graph Γ has $2b + 1$ vertices and $2b - 1$ edges; vertex 1 has degree 0, vertices 2 and 3 have degree 1, and all other vertices have degree 2. Since 2 and 3 are the only vertices of odd degree in Γ , they are connected by a path Π . We claim that Π contains all $2b - 1$ edges of Γ . Otherwise, the set of colors corresponding to the edges of Π , together with color 1, are disconnected from the rest of the colors in $H_{v_1}^\mathcal{E}$, contradicting the connectedness of $H_{v_1}^\mathcal{E}$. Since for every edge $\{k, \ell\}$ in Γ we have $|E(Q_k)| + |E(Q_\ell)| = a$ by equality (12) and Π contains an odd number of edges, it follows that $|E(Q_2)| + |E(Q_3)| = a$. Thus, $|E(Q_1)| = 0$ by (14), a contradiction.

Finally, consider case (c). We must have

$$|E(Q_1)| + |E(Q_2)| + |E(Q_3)| + |E(Q_4)| = a. \quad (15)$$

Let us again consider the auxiliary graph Γ as defined above. Then in this graph every vertex has degree 2, except vertices 1, 2, 3, and 4, which have degree equal to 1. Thus the graphs consist of two paths, say one connecting 1 to 2, and the other connecting 3 to 4. Similarly as above, these two paths contain all $2b - 1$ edges of Γ . Otherwise, the set of colors corresponding to the edges on these two paths, together with color 1, are disconnected from the rest of the colors in $H_{v_1}^\mathcal{E}$, contradicting the connectedness of $H_{v_1}^\mathcal{E}$. Since Γ has $2b - 1$ edges, one of these paths, say the path connecting 1 to 2, has an odd number of edges. Thus, similarly as in case (b), we infer that $|E(Q_1)| + |E(Q_2)| = a$. By (15) we get $|E(Q_3)| + |E(Q_4)| = 0$, a contradiction. \square

The non-realizable examples given by Theorem 7.1 are not the only non-realizable pairs for the projective plane. Our computer search of small non-realizable pairs (see Algorithm 1 in Appendix) revealed that the two degree pairs $(3, 3, 3, 3; 7, 4, 1)$ and $(3, 3, 3, 3; 5, 4, 3)$ (both of which have $\chi = 1$) are also not realizable.

8 Directions for future research

8.1 Realizability for $\chi \leq 0$

A pair $(\mathbf{d}; \mathbf{t})$ of integer sequences $\mathbf{d} = (d_1, \dots, d_n) \in \mathbb{Z}_+^n$ and $\mathbf{t} = (t_1, \dots, t_m) \in \mathbb{Z}_+^m$ is said to be *feasible* if $\sum_{i=1}^n d_i = \sum_{j=1}^m t_j$. Recall that a pair $(\mathbf{d}; \mathbf{t})$ is said to be realizable if it is the degree sequence of a geographic plan. While every realizable pair is feasible, we gave in Sections 6 and 7 several families of examples of feasible pairs that are not realizable. Note that all those exceptions are about the sphere, $\chi = 2$, and the projective plane, $\chi = 1$. The following conjecture is about $\chi \leq 0$.

Conjecture 1. *Every feasible pair $(\mathbf{d}; \mathbf{t})$ with $\chi(\mathbf{d}; \mathbf{t}) \leq 0$ is realizable.*

In other words, Conjecture 1 states that for every two integer sequences $\mathbf{d} = (d_1, \dots, d_n) \in \mathbb{Z}_+^n$ and $\mathbf{t} = (t_1, \dots, t_m) \in \mathbb{Z}_+^m$ such that $\sum_{i=1}^n d_i = \sum_{j=1}^m t_j \geq 2(n + m)$, pair $(\mathbf{d}; \mathbf{t})$ is the degree sequence of a geographic plan. Using Theorem 4.1, it is not difficult to obtain the following partial result in the support of Conjecture 1: for every two integer sequences \mathbf{d} and \mathbf{t} as above in which all entries are at least 10, pair $(\mathbf{d}; \mathbf{t})$ is realizable.

Given a sequence pair $(\mathbf{d}; \mathbf{t})$ with $\mathbf{d} = (d_1, \dots, d_n) \in \mathbb{Z}_+^n$ and $\mathbf{t} = (t_1, \dots, t_m) \in \mathbb{Z}_+^m$, our technique does not distinguish between realizability of $(\mathbf{d}; \mathbf{t})$ on orientable or non-orientable surface of the same Euler characteristic $\chi(\mathbf{d}; \mathbf{t})$; in particular, it does not distinguish between the torus and the Klein bottle. Using a different approach, Nikolai Adrianov obtained the following result in 2017 (private communications).

Proposition 8.1. *The following pairs of integer sequences are not realizable on the torus: $(n, n; 5, 3, 2^{n-4})$ for all integers $n \geq 4$, and $(n, n, n, n; 7, 5, 2^{2n-6})$ for all integers $n \geq 3$.*

By Propositions 5.1 and 5.2, pairs $(n, n; 5, 3, 2^{n-4})$ are realizable for all integers $n \geq 4$, and pairs $(n, n, n, n; 7, 5, 2^{2n-6})$ are realizable for all integers $n \geq 3$. Since they are not realizable on the torus, they must be realizable on the Klein bottle. On the other hand, we are not aware of any degree sequences of geographic plans realizable on the torus but not on the Klein bottle. More generally, we pose the following.

Conjecture 2. *Every feasible pair $(\mathbf{d}; \mathbf{t})$ with $\chi(\mathbf{d}; \mathbf{t}) \leq 0$ can be realized on a non-orientable surface.*

8.2 A generalization: triangulation of surfaces

Consider a surface S and an arbitrary map M on S generated by an embedding of a graph $G = (V, E)$ into S . We keep the notation: $V = \{v_1, \dots, v_n\}$, $E = \{e_1, \dots, e_\ell\}$, and the set of countries is $F = \{f_1, \dots, f_m\}$. Furthermore, $2\ell = \sum_{i=1}^n d_i = \sum_{j=1}^m t_j$, where d_i and t_j denote the degrees (that is, the numbers of neighboring vertices and countries) for v_i and f_j , respectively. Recall that $\chi(S) = n - \ell + m$, by Euler's formula.

In each country $f \in F$ on S let us fix a point f' and call it the *capital* of f . In the interior of each edge $e \in E$ let us fix a point e' and call it the *checkpoint* of e . The sets of all capitals and checkpoints are denoted by F' and E' and colored red and green, respectively, while vertices of V are colored blue. Furthermore let us introduce

- a green edge (v, f') whenever vertex v belongs to the country f with capital f' ;
- a blue edge (e', f') whenever the corresponding country f and edge e are incident;
- a red edge (v, e') whenever vertex v is incident in the graph $G = (V, E)$ to the edge e corresponding to e' .

Thus, we obtain a 3-colored triangulation T of S on the vertex set $V \cup E' \cup F'$. Such triangulations were introduced by Shabat and Voevodsky in 1990 [18]; see figures on pages 203 and 209. (Note that the dual maps appeared already in 1984 in a preprint by Grothendieck, which was published in 1997 [7].)

Note that, by construction, no vertex and edge of the same color are incident in T . In other words, the edges incident to a vertex of a given color are colored with two remaining colors, and, by construction, these two colors alternate on S . Hence, each vertex of T has even degree. Let d'_i , t'_j , and δ_k denote the degrees in T of the vertices $v_i \in V$, $f'_j \in F'$, and $e'_k \in E'$ divided by 2, respectively. The above construction implies for all $i \in \{1, \dots, n\}$, $j \in \{1, \dots, m\}$, $k \in \{1, \dots, \ell\}$ we have equalities $d'_i = d_i$, $t'_j = t_j$, and $\delta_k = 2$, since the degree of a checkpoint in T always equals 4. Hence,

$$\sum_{i=1}^n d'_i = \sum_{j=1}^m t'_j = \sum_{k=1}^{\ell} \delta_k = 2\ell. \quad (16)$$

In [17] Shabat noticed that one can waive the set of constraints $\delta_k = 2$ for all $k \in \{1, \dots, \ell\}$ and consider arbitrary 3-colored triangulations satisfying all remaining properties considered above. More precisely, let T be a triangulation of S defined on the vertex set $V \cup E' \cup F'$ colorable by 3 colors. Furthermore, each node of T is of even degree. Characterize the trivectors $(\mathbf{d}', \mathbf{t}', \boldsymbol{\delta})$ of such triangulations. In the case when $\boldsymbol{\delta} = (2, \dots, 2)$, this problem is reduced to characterizing pairs $(\mathbf{d}; \mathbf{t})$ realized as degree sequences of maps and considered in the present paper.

As an example, we can mention a result by Adrianov (private communications) stating that the trivector $(\mathbf{d}', \mathbf{t}', \boldsymbol{\delta})$ satisfying (16) with $\mathbf{d}' = \mathbf{t}' = (3, \dots, 3)$, and $\boldsymbol{\delta} = (4, 3, \dots, 3, 2)$ cannot be realized on the torus.

Acknowledgements

The work for this paper was done in the framework of bilateral projects between Slovenia and the USA and between Slovenia and the Russian federation, partially financed by the Slovenian Research Agency (BI-US/16-17-030, BI-US/18-19-029, and BI-RU/19-20-022). The second author gratefully acknowledges the partial support of the Russian Science Foundation, grant 20-11-20203; this research topic was included in the HSE University Basic Research Program; he is also grateful to Nikolai Adrianov and George Shabat for helpful discussions. The work of the third author is supported in part by the Slovenian Research Agency (I0-0035, research program P1-0285 and research projects J1-9110, N1-0102, and N1-0160). The third and fourth author gratefully acknowledge the

European Commission for funding the InnoRenew CoE project (Grant Agreement #739574) under the Horizon2020 Widespread-Teaming program and and the Republic of Slovenia (Investment funding of the Republic of Slovenia and the European Union of the European regional Development Fund).

References

- [1] H. Bruhn and R. Diestel. MacLane’s theorem for arbitrary surfaces. *J. Combin. Theory Ser. B*, 99(2):275–286, 2009.
- [2] S. Chmutov. Generalized duality for graphs on surfaces and the signed Bollobás-Riordan polynomial. *J. Combin. Theory Ser. B*, 99(3):617–638, 2009.
- [3] J. Edmonds. On the surface duality of linear graphs. *J. Res. Nat. Bur. Standards Sect. B*, 69B:121–123, 1965.
- [4] L. Euler. Solutio problematis ad geometriam situs pertinentis. *Comment. Academiae Sci. I. Petropolitanae*, 8:128–140, 1736.
- [5] G. Fijavž, T. Pisanski, and J. Rus. Strong traces model of self-assembly polypeptide structures. *MATCH Commun. Math. Comput. Chem.*, 71(1):199–212, 2014.
- [6] J. L. Gross and T. W. Tucker. *Topological graph theory*. Wiley-Interscience Series in Discrete Mathematics and Optimization. John Wiley & Sons, Inc., New York, 1987.
- [7] A. Grothendieck. Esquisse d’un programme. In *Geometric Galois actions, 1*, volume 242 of *London Math. Soc. Lecture Note Ser.*, pages 5–48. Cambridge Univ. Press, Cambridge, 1997. With an English translation on pp. 243–283.
- [8] V. Gurvich. Dual graphs on surfaces. DIMACS Technical Report 1996-35 and RUTCOR Research Report 26-1996, Rutgers University.
- [9] V. A. Gurvich and G. B. Shabat. Charts of surfaces and their schemes. *Dokl. Akad. Nauk SSSR*, 305(6):1298–1303, 1989.
- [10] S. L. Hakimi. On realizability of a set of integers as degrees of the vertices of a linear graph. I. *J. Soc. Indust. Appl. Math.*, 10:496–506, 1962.
- [11] F. Harary. *Graph theory*. Addison-Wesley Publishing Co., Reading, Mass.-Menlo Park, Calif.-London, 1969.
- [12] S. Huggett and I. Moffatt. Bipartite partial duals and circuits in medial graphs. *Combinatorica*, 33(2):231–252, 2013.
- [13] S. K. Lando and A. K. Zvonkin. *Graphs on surfaces and their applications*, volume 141 of *Encyclopaedia of Mathematical Sciences*. Springer-Verlag, Berlin, 2004.
- [14] I. Moffatt. A characterization of partially dual graphs. *J. Graph Theory*, 67(3):198–217, 2011.
- [15] B. Mohar and C. Thomassen. *Graphs on surfaces*. Johns Hopkins Studies in the Mathematical Sciences. Johns Hopkins University Press, Baltimore, MD, 2001.

- [16] G. Ringel. *Map color theorem*. Springer-Verlag, New York-Heidelberg, 1974.
- [17] G. Shabat. Counting Belyi pairs over finite fields. In *2016 MATRIX annals*, volume 1 of *MATRIX Book Ser.*, pages 305–322. Springer, Cham, 2018.
- [18] G. B. Shabat and V. A. Voevodsky. Drawing curves over number fields. In *The Grothendieck Festschrift, Vol. III*, volume 88 of *Progr. Math.*, pages 199–227. Birkhäuser Boston, Boston, MA, 1990.
- [19] M. Škoviera. Spanning subgraphs of embedded graphs. *Czechoslovak Math. J.*, 42(117)(2): 235–239, 1992.
- [20] T. Zaslavsky. Matroids determine the embeddability of graphs in surfaces. *Proc. Amer. Math. Soc.*, 106(4):1131–1135, 1989.

Appendix: Computer search of small non-realizable pairs

Algorithm 1: Search for all non-realizable bi-vectors.

Input: ℓ – number of edges
Output: *nonRealizableBivectors* – the set of non-realizable bi-vectors.
// Notation: n is the number of vertices, m is the number of countries, B_G is the original graph represented as a matrix in $\{0,1,2\}^{\ell \times n}$ (0 – no edge at vertex v , 1 – edge with endpoint v , 2 – loop at v), B_H is the dual graph represented as a matrix in $\{0,1,2\}^{\ell \times m}$

```

1 bivectors  $\leftarrow \emptyset$ 
2 allPossibleBivectors  $\leftarrow \emptyset$ 
3 for  $n = 1, \dots, \lfloor \ell/2 \rfloor + 1$  do
4   lines  $\leftarrow$  the set of all vectors in  $\{0,1,2\}^n$  with sum of all elements equal to 2
5    $\mathcal{B}_G \leftarrow$  the set of all multisubsets of lines of cardinality  $\ell$ 
   // each such multisubset represents one matrix  $B_G$ , by taking the vectors
   // in the multiset to be the rows of  $B_G$ .
6    $\mathcal{B}_G \leftarrow$  remove from  $\mathcal{B}_G$  all matrices  $B_G$  representing disconnected graphs (using
   // adjacency lists and BFS)
7   foreach  $B_G \in \mathcal{B}_G$  do
8     for  $i = 1, \dots, n$  do
9        $d_i \leftarrow$  sum of the entries in the  $i$ -th column of  $B_G$ 
10    columns  $\leftarrow$  the set of all vectors in  $\{0,1,2\}^\ell$  and having even scalar product with
    // each column of  $B_G$ 
11    for  $m = n, \dots, \ell + n - 2$  do
12      temporarySet  $\leftarrow$  the set of all pairs  $(\mathbf{d}; \mathbf{t})$  where  $\mathbf{d} = (d_1, \dots, d_n) \in \mathbb{Z}_+^n$ ,
      //  $\mathbf{t} = (t_1, \dots, t_m) \in \mathbb{Z}_+^m$ , and the sum of all elements in  $\mathbf{d}$  as well as in  $\mathbf{t}$  is  $2\ell$ 
13      allPossibleBivectors  $\leftarrow$  allPossibleBivectors  $\cup$  temporarySet
14       $\mathcal{B}_H \leftarrow$  the set of all multisubsets of columns of cardinality  $m$  such that all row
      // sums of the corresponding matrix equal to 2
      // each such multisubset represents one matrix  $B_H$ , by taking the
      // vectors in the multiset to be the columns of  $B_H$ 
15       $\mathcal{B}_H \leftarrow$  remove from  $\mathcal{B}_H$  all matrices  $B_H$  representing disconnected graphs (using
      // adjacency lists and BFS)
16      foreach  $B_H \in \mathcal{B}_H$  do
17        bivector  $\leftarrow (d_1, \dots, d_n; t_1, \dots, t_m)$  where  $t_j$  is the sum of the entries in the  $j$ -th
        // column of  $B_H$  for all  $j \in \{1, \dots, m\}$ 
18        bivectors  $\leftarrow$  bivectors  $\cup \{bivector\}$ 

19 nonRealizableBivectors  $\leftarrow$  allPossibleBivectors  $\setminus$  bivectors
20 return nonRealizableBivectors;

```

The source code and the dataset of realizable degree sequences of dual graphs on surfaces are

available at Zenodo².

The time complexity of the algorithm can be analyzed as follows. Lines 1–2 take $\mathcal{O}(1)$ time. The for loop extending over lines 3–18 has $\mathcal{O}(\ell)$ iterations. Each iteration takes the following time:

- Line 4 takes time $\mathcal{O}\left(\binom{n+1}{2}n\right)$, since there are $\binom{n+1}{2}$ vectors in the set *lines*, each of length n .
- Line 5 takes time $\mathcal{O}\left(\left(\binom{n+1}{2}\right)_\ell^{\ell-1}\ell n\right)$, since there are $\left(\binom{n+1}{2}\right)_\ell^{\ell-1}$ multisubsets in \mathcal{B}_G , each of which can be stored in $\mathcal{O}(\ell n)$ space.
- The connectedness check in line 6 can be done for each B_G in time $\mathcal{O}(\ell n)$, hence the time complexity of line 6 is altogether $\mathcal{O}\left(\left(\binom{n+1}{2}\right)_\ell^{\ell-1}\ell n\right)$.
- The for loop extending over lines 7–18 has $\mathcal{O}\left(\left(\binom{n+1}{2}\right)_\ell^{\ell-1}\right)$ iterations. Each iteration takes the following time:
 - Lines 8–9 take time $\mathcal{O}(\ell n)$.
 - Line 10 takes time $\mathcal{O}(3^\ell \ell n)$, since there are 3^ℓ vectors in the set *columns* and for each of them we need $\mathcal{O}(\ell n)$ time to test the scalar product condition.
 - The for loop extending over lines 11–18 has $\mathcal{O}(\ell)$ iterations. Each iteration takes the following time:
 - * Lines 12–13 take in total $\mathcal{O}\left(\binom{n+2\ell-1}{2\ell}\binom{m+2\ell-1}{2\ell}(n+m)\right)$, since there are $\binom{n+2\ell-1}{2\ell}$ possible vectors \mathbf{d} , there are $\binom{m+2\ell-1}{2\ell}$ possible vectors \mathbf{t} , and each bivector $(\mathbf{d}; \mathbf{t})$ is of length $n+m$.
 - * Lines 14–15 take time $\mathcal{O}\left(\binom{3^\ell+m-1}{m}\ell m\right)$, since there are $\binom{3^\ell+m-1}{m}$ multisubsets in \mathcal{B}_H , each of which can be stored in $\mathcal{O}(\ell m)$ space, and the row sum and the connectedness check takes time $\mathcal{O}(\ell m)$ for each of them.
 - * The for loop extending over lines 16–18 has $\mathcal{O}(|\mathcal{B}_H|)$ iterations, each of which takes time $\mathcal{O}(\ell m)$. Thus, the overall time complexity of these lines is $\mathcal{O}\left(\binom{3^\ell+m-1}{m}\ell m\right)$.

Using a hashmap, the computation in line 19 can be carried out in time proportional to the total size of the list *allPossibleBivectors*, which is

$$\mathcal{O}\left(\sum_{n=1}^{\lfloor \ell/2 \rfloor + 1} \sum_{m=n}^{\ell+n-2} \binom{n+2\ell-1}{2\ell} \binom{m+2\ell-1}{2\ell} (n+m)\right).$$

Line 20 takes time $\mathcal{O}(1)$. Altogether, the time complexity of the algorithm is

$$\mathcal{O}\left(\sum_{n=1}^{\lfloor \ell/2 \rfloor + 1} \left(\left(\binom{n+1}{2}\right)_\ell^{\ell-1} \sum_{m=n}^{\ell+n-2} \left(\binom{n+2\ell-1}{2\ell} \binom{m+2\ell-1}{2\ell} (n+m) + \binom{3^\ell+m-1}{m} \ell m\right)\right)\right).$$

Empirical measurements done while searching for the non-realizable pairs on our equipment (AMD Ryzen Threadripper 1950X 16-Core Processor) are as follows: 2,3,4 edges: neglectable, 5 edges: 5 seconds, 6 edges: 291 seconds, 7 edges: 5924 seconds. The search is stopped at this point as the next search is projected to take a few weeks.

²<http://doi.org/10.5281/zenodo.3833674>