

Ollivier-Ricci curvature convergence in random geometric graphs

Pim van der Hoorn,^{1,2,3} William J. Cunningham,^{4,2,3}
Gabor Lippner,⁵ Carlo Trugenberger,⁶ and Dmitri Krioukov^{2,3,5,7}

¹*Department of Mathematics and Computer Science,
Eindhoven University of Technology, 5600 MB, Eindhoven, Netherlands*

²*Department of Physics, Northeastern University, Boston, Massachusetts 02115, USA*

³*Network Science Institute, Northeastern University, Boston, Massachusetts 02115, USA*

⁴*Perimeter Institute for Theoretical Physics, Waterloo, Ontario N2L2Y5, Canada*

⁵*Department of Mathematics, Northeastern University, Boston, Massachusetts 02115, USA*

⁶*SwissScientific Technologies SA, CH-1204 Geneva, Switzerland*

⁷*Department of Electrical and Computer Engineering,
Northeastern University, Boston, Massachusetts 02115, USA*

Connections between continuous and discrete worlds tend to be elusive. One example is curvature. Even though there exist numerous nonequivalent definitions of graph curvature, none is rigorously known to converge in any limit to any traditional definition of curvature of a Riemannian manifold. Here we show that Ollivier curvature of random geometric graphs in any Riemannian manifold converges in the continuum limit to Ricci curvature of the underlying manifold. This result establishes the first rigorous link between a definition of curvature applicable to random graphs and a traditional definition of curvature of smooth space.

Curvature is one of the most basic geometric characteristic of space. The original definitions of curvature apply only to smooth Riemannian or Lorentzian manifolds, yet recent extensions of curvature to graphs and networks have seen a surge of interest in areas as diverse as network/data science and quantum gravity. In network science, graph curvature is interesting in general since many real-world networks were found to possess different flavors of geometry [1]. On the application side, graph curvature was used to characterize congestion in telecommunication networks [2, 3], detect cancer cells [4], analyze robustness and other properties of the Internet, financial, and brain networks [5–9], and in a number of classic applications such as community inference [10] and network embedding in machine learning [11]. In general relativity, scalar Ricci curvature is a key player since it appears in the Einstein-Hilbert action whose least-action extremization leads to Einstein’s equations [12]. Therefore, various extensions of Ricci curvature to graphs and simplicial complexes representing “quantum spacetimes” have attracted significant research attention in different approaches to quantum gravity including causal dynamical triangulations [13–15], causal sets [16–22], and combinatorial quantum gravity [23, 24]. It is impossible to list all areas of science where curvature appears and plays an important role.

However, there exist not one or two but quite many nonequivalent definitions of curvature applicable to graphs. Here is a very incomplete list of notable definitions due to Steiner [25], Regge [26, 27], Bakry-Émery [28], Gromov [29, 30], Higuchi [31], Eckmann-Moses [32], Forman [33–35], Ollivier [36–38], Lin-Yau [39, 40], Knill [41, 42], Keller [43, 44], and hybrids thereof [45]. Unfortunately, none of these definitions of graph curvature is known to converge in the continuum limit to any traditional curvature of any Riemannian manifold. Therefore, it is often unclear how one should interpret

different measurements of different curvatures in different graphs and networks, and how reliable such interpretations are. This problem is becoming particularly acute in view of growing evidence that different graph curvature definitions may disagree even about the sign of curvature in some paradigmatic graphs and networks [46, 47].

Here we show that the Ollivier curvature [36–38] of random geometric graphs [48–50] in any Riemannian manifold converges to the Ricci curvature of the manifold in the continuum limit. This is the first result of this sort, linking rigorously a definition of graph curvature to the traditional Ricci curvature of a Riemannian manifold. To the best of our knowledge, the closest, in spirit, previous result is Cheeger *et al.*’s proof [27] of Regge’s seminal observation [26] that an angle-defect-based curvature of increasingly finer-grained simplicial triangulations of a manifold converges to its Ricci curvature.

To proceed, we first recall what random geometric graphs (RGGs) and Ollivier curvature are. Given any Riemannian manifold, which henceforth we will often call just *space*, the RGGs in it are defined constructively via the following two-step procedure: 1) sprinkle points uniformly at random in the space via a Poisson point process of rate $r > 0$ driven by the volume form defined by the metric in the space [51], and 2) connect by edges all pairs of points whose pairwise distances in the space are smaller than threshold $t > 0$, Fig. 1(a). In topology, RGGs are fundamental because they are 1-skeletons of Vietoris-Rips complexes [52] whose topology was proven to converge to the space topology under very mild assumptions [53]. Here we show that their geometry also converges to the space geometry.

As with any graph curvature, Ollivier curvature captures a particular aspect of Ricci curvature, and then encodes it such that it can be extended to graphs. In Ollivier curvature, this aspect is how balls shrink or expand under parallel transport. If Ricci curvature of a space is

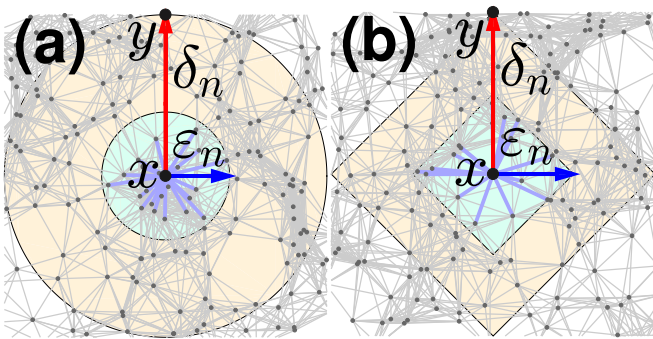


FIG. 1. **Random geometric graphs in (a) Riemannian space and (b) Lorentzian spacetime.** If the space(time) is flat, the distances in (a,b) are the ℓ_2, ℓ_1 norms, respectively. The open blue sets—(a) space balls, (b) causal diamonds (Alexandrov sets)—form a base of space(time) topology. Nodes are sprinkled randomly via the Poisson point process with rate $r = n$. Node x is connected to all the nodes that happen to lie within the connectivity threshold radius $t = \varepsilon_n$ from it in the space(time). The Ollivier ball radius is $\delta_n \geq \varepsilon_n$. Node y is at distance δ_n from x . Vector v (not shown) is the tangent vector at x towards y . The probability distribution μ_x is the uniform distribution over all the nodes that happen to lie within distance δ_n from x in the graph. These are *not* exactly the nodes within distance δ_n from x in the space(time), but at large n the difference is negligible, Appendix A 2.

negative, zero, or positive, then balls in this space expand, stay the same, or shrink, respectively, under parallel transport.

To capture this property, one needs to consider the Wasserstein a.k.a. transportation distance $W(\mu_1, \mu_2)$ between two probability distributions μ_1, μ_2 in *any* nice (Polish to be exact) metric space:

$$W(\mu_1, \mu_2) = \inf_{\mu \in \Gamma(\mu_1, \mu_2)} \int d(x, y) \mu(x, y) dx dy, \quad (1)$$

where $d(x, y)$ is the distance between points x and y in the space, and the infimum is taken over all possible transportation plans which are joint probability distributions μ whose marginals are μ_1 and μ_2 . If μ_1, μ_2 are represented by sand piles, then $W(\mu_1, \mu_2)$ is the minimum cost to transport pile μ_1 into pile μ_2 , where the grain of sand at x gets transported to y incurring cost $d(x, y)$.

Let x and y be now two points at a small distance $d_M(x, y) = \delta$ in a Riemannian manifold M , and let $\mu_1 = \mu_x$ and $\mu_2 = \mu_y$ be the normalized restrictions of the volume form in M onto the balls $B_M(x, \delta), B_M(y, \delta)$ of radius δ centered at x, y , i.e., $\mu_x(z) = \text{vol}(z)/\text{vol}[B_M(x, \delta)]$ if $z \in B_M(x, \delta)$, and $\mu_y(z) = \text{vol}(z)/\text{vol}[B_M(y, \delta)]$ if $z \in B_M(y, \delta)$, where $\text{vol}(z) dz$ is the volume element in M . Ollivier curvature between x and y is then defined by

$$\kappa_M(x, y) = 1 - \frac{W_M(\mu_x, \mu_y)}{\delta}. \quad (2)$$

It was shown in [37] that

$$\lim_{\delta \rightarrow 0} \frac{\kappa_M(x, y)}{\delta^2} = \frac{\text{Ric}(v, v)}{2(D+2)}, \quad (3)$$

where D is M 's dimension, and $\text{Ric}(v, v)$ is the Ricci curvature at x along v which is the unit tangent vector at x pointing along the geodesic from x to y . Ricci curvature $\text{Ric}(v, v)$ is equal to the average of sectional curvatures at x over all tangent planes containing v . The key point is that in Riemannian manifolds, the rescaled Ollivier curvature converges to Ricci curvature in the limit of small ball sizes.

Moving from manifolds M to simple unweighted graphs G , let x, y be graph vertices, $d_G(x, y)$ the shortest path distance in hops between x and y , and μ_x, μ_y the uniform probability distributions over all vertices lying from x, y at shortest path distances $d_G \leq \delta$ hops. In the simplest settings, x and y are restricted to be neighbors, so that $d_G(x, y) = \delta = 1$, and μ_x, μ_y are the uniform distributions over the neighbors of x, y , representing the standard random walk in the graph. With these settings, Ollivier curvature was shown to be bounded by -2 and 1 [54]. It was measured in a great variety of synthetic and real-world networks [4–6, 10, 46, 47, 54, 55], and was investigated at great depths in connection to quantum gravity [13–15, 23, 24].

It is evident that the settings above are too restrictive to talk about any curvature convergence simply because Ollivier curvature of graphs in these settings is always between -2 and 1 , while Ricci curvature of a Riemannian manifold can be any real number. Therefore, our settings below are slightly different. First, we consider RGGs whose edges are weighted by manifold distances, and then relax this requirement.

Our weighted RGG continuum limit $n \rightarrow \infty$ is as follows. Given any nice D -dimensional Riemannian manifold M , we first fix any point x in it and any unit tangent vector v at x . We are concerned with curvature at x in the v -direction. For a given n , we add the second point y at distance δ_n from x , $d_M(x, y) = \delta_n$, along the geodesic from x in the v -direction. The distance δ_n is also the radius of the balls in the Ollivier curvature definition above, so that it must go to zero in the limit, $\delta_n \rightarrow 0$. We then add the Poisson point process (PPP) of rate $r \sim n$ in M to the two nonrandom points x, y . Henceforth, $f(n) \sim g(n)$ means $\lim_{n \rightarrow \infty} f(n)/g(n) = c \in (0, \infty)$, and $f(n) \approx g(n)$ means $c = 1$. The connection distance threshold t in RGGs defined on top of this PPP + $\{x, y\}$ is then set to $t = \varepsilon_n$, where $\varepsilon_n \rightarrow 0$ and $\varepsilon_n \leq \delta_n$. That is, all pairs of points are linked in RGG G if the distance between them in M does not exceed ε_n . In the continuum limit of this setup, our PPP samples the manifold increasingly densely, while the RGGs become increasingly “microscopic.”

Every created edge is then weighted by the distance in M between the pair of nodes that the edge connects. For any two vertices z_1 and z_2 in RGG G , we thus have two distances: the manifold distance $d_M(z_1, z_2)$ and the

graph distance $d_G(z_1, z_2)$ defined as the shortest path distance in the weighted graph G . If z_1 and z_2 are linked in G , then $d_G(z_1, z_2) = d_M(z_1, z_2)$, also equal to the weight of edge (z_1, z_2) . Ollivier's balls centered at x, y are then the sets of G 's vertices z lying within *graph* distances $d_G \leq \delta_n$ from vertices x, y : $B_G(x, \delta_n) = \{z \in G : d_G(x, z) \leq \delta_n\}$, $B_G(y, \delta_n) = \{z \in G : d_G(y, z) \leq \delta_n\}$. The probability distributions μ_x, μ_y are the uniform distributions on the vertex sets $B_G(x, \delta_n), B_G(y, \delta_n)$. Finally, Ollivier *graph* curvature $\kappa_G(x, y)$ is defined by the same equation (2), except that probability distributions μ_x, μ_y are over balls not in manifold M but in graph G , Fig. 1(a):

$$\kappa_G(x, y) = 1 - \frac{W_G(\mu_x, \mu_y)}{\delta_n}. \quad (4)$$

We emphasize that as opposed to previous literature on Ollivier curvature of graphs, we do *not* require the RGG connection radius ε_n to be equal to the Ollivier ball radius δ_n , Fig. 1(a). This is because we do not want to exclude sparse and ultrasparse graphs from the consideration in the limit. We call graphs dense, sparse, and ultrasparse or truly sparse if their expected average degree $\bar{k} \sim n \text{vol}[B_M(\cdot, \varepsilon_n)] \sim n\varepsilon_n^D$ is $O(n)$, $o(n)$, and $\sim \text{const.}$, respectively. In the continuum limit of (truly) sparse graphs, the connection radius ε_n may be so small that all that one-hop neighborhoods of individual edges can “feel” is locally Euclidean flatness, so that we need to consider much larger neighborhoods in graphs, $\delta_n \gg \varepsilon_n$, to “feel the curvature.”

With these settings and notations, we can show that in the continuum limit, rescaled Ollivier curvature in random *graph* G converges to Ricci curvature in the underlying *manifold* M in the following strong sense

$$\lim_{n \rightarrow \infty} \left\langle \left| \frac{\kappa_G(x, y)}{\delta_n^2} - \frac{\text{Ric}(v, v)}{2(D+2)} \right| \right\rangle = 0, \quad (5)$$

if the RGG connectivity radius ε_n and Ollivier's ball radius δ_n shrink to zero with n as

$$\varepsilon_n \sim n^{-\alpha}, \quad (6)$$

$$\delta_n \sim n^{-\beta}, \quad (7)$$

with exponents α, β satisfying

$$0 < \beta \leq \alpha, \quad (8)$$

$$\alpha + 2\beta < \frac{1}{D}. \quad (9)$$

If the two balls shrink at the same rate $\varepsilon_n \sim \delta_n \sim n^{-\alpha}$, then we need

$$\alpha = \beta < \frac{1}{3D}. \quad (10)$$

The expectation $\langle \cdot \rangle$ in (5) is w.r.t. the RGG ensemble, in which $\kappa_G(x, y)$ is random. The result in (5) is strong in the sense that it implies not only the convergence of

the expected value of rescaled Ollivier curvature to Ricci curvature, $\langle \kappa_G(x, y) \rangle / \delta_n^2 \approx \text{Ric}(v, v) / 2(D+2)$, but also the concentration of random $\kappa_G(x, y)$ around its expected value, $\text{Prob}[\kappa_G(x, y) / \delta_n^2 - \text{Ric}(v, v) / 2(D+2) > \varepsilon] \rightarrow 0$ for any $\varepsilon > 0$.

We note that the conditions (8-10) allow graphs to be arbitrarily sparse, but not exactly ultrasparse. This is because β can be arbitrarily close to zero, albeit not exactly zero, but the closer the β to zero, the closer the α can be to $1/D$, while $\alpha = 1/D$ corresponds to the ultrasparse limit. We note though that the closer the β to zero, the slower the convergence, simply because Ollivier's balls shrink too slowly in this case.

We prove (5) in three steps, outlined in Appendix A. First, we approximate distances in RGGs G by distances in space M , and find the associated error. Then we show that the Wasserstein distance between the uniform distributions on balls in G with respect to the two distances is negligible. At the last step, we show that the Wasserstein distance between the uniform and continuous distributions on graph and space balls is also negligible. All these approximations must be done with care to guarantee that the error introduced at each step is bounded by $\delta_n^3 \rightarrow 0$. This is because if the error is so small, then (5) follows from (3).

The fact that we can prove the Ollivier→Ricci convergence only under the conditions (8-10) does not mean that there is no convergence outside of this parameter region, and this is indeed what we observe in simulations.

For simulations we select the sphere, torus, and the Bolza surface as the three $2D$ manifolds of constant Ricci curvature $+1, 0$, and -1 . The Bolza surface [56, 57] is the simplest hyperbolic $2D$ manifold of genus 2 with no boundaries. We consider the Bolza surface, versus something simpler of negative curvature, such as a hyperbolic disk, because we want our manifolds to have no boundaries. We want this, because computing Ollivier curvature in simulations is a major challenge at large n , so that we do not want any boundary effects at any n .

We then fix x and y as described above, sprinkle n points on the three manifolds uniformly at random according to the manifold volume form, and link all pairs of points at distances $\leq \varepsilon_n$ on the manifold. We then find Ollivier's balls $B_G(x, \delta_n), B_G(y, \delta_n)$, set up the uniform probability distributions $\mu_x = 1/|B_G(x, \delta_n)|$, $\mu_y = 1/|B_G(y, \delta_n)|$ on them, and compute all the pairwise distances $d_G(x_i, y_j)$ in graph G between nodes $i \in B_G(x, \delta_n)$ and $j \in B_G(y, \delta_n)$ whose coordinates are x_i and y_j . All this data allow us to compute the Wasserstein distance $W_G(\mu_x, \mu_y)$ by solving the linear program

$$W_G(\mu_x, \mu_y) = \min_{\rho_{ij}} \sum_{i,j} d_G(x_i, y_j) \rho_{ij} \mu_x, \text{ s.t.} \quad (11)$$

$$\sum_i \rho_{ij} \mu_x = \mu_y, \quad 0 \leq \rho_{ij} \leq 1, \quad \sum_j \rho_{ij} = 1,$$

where the minimization is over transportation plans ρ_{ij} whose entries describe pairwise movements of probability masses. Having computed this $W_G(\mu_x, \mu_y)$, Ollivier

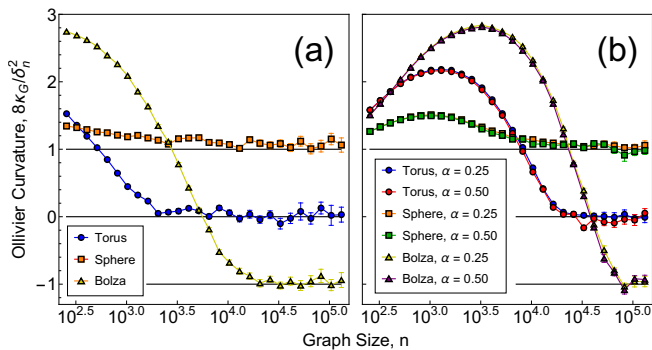


FIG. 2. **Ollivier-Ricci curvature convergence in constant-curvature random geometric graphs.** Panel (a) shows the simulation data for rescaled Ollivier curvature (4) in weighted random geometric graphs on the $D = 2$ -dimensional torus, sphere, and Bolza surface. The scaling exponents of the connectivity radius (6) and Ollivier’s ball radius (7) in the graphs are set to $\alpha = \beta = 0.16 < 1/6$ lying within the proof-accessible regime (8-10). Panel (b) further shows apparent convergence outside of this regime with $\alpha = \{1/4, 1/2\}$ and $\beta = 1/4$. The value of $\alpha = 1/2$ corresponds to ultrasparse graphs. The error bars represent the standard error $\sigma/\sqrt{n_s}$, where σ is the standard deviation and $n_s = 10 \cdot 2^{17}/n$ is the number of sampled random graphs of size n . The smallest graph size n is chosen to ensure the graphs are connected, while the largest size $n = 2^{17}$ is bounded by memory constraints of the MOSEK package.

curvature is finally given by (4). Further details on the simulations are in Appendix C.

The results are shown in Fig. 2. Remarkably, we observe that rescaled Ollivier curvature in our RGGs converges to Ricci curvature of the underlying manifold not only in the parameter regime accessible to our proofs, Fig. 2(a), but also well outside of this regime, for much sparser graphs, Fig. 2(b). In particular, we observe that the convergence is as good for *ultrasparse* graphs—that is, graphs with constant average degree corresponding to $\alpha = 1/2$ —as for denser graphs.

Yet it is certainly the case that the weighted RGGs that we have been considering thus far contain too much information about the manifold in their edge weights. Is it at all possible to talk about any curvature convergence in unweighted RGGs? As mentioned above, since Ollivier curvature of unweighted graphs is always between -2 and 1 , the answer is obviously ‘no’. However, if all edges are weighted by the same weight, playing the role of the scale of the system, such as the Planck scale, then the situation changes drastically.

This ‘Planck scale’ in our case is the RGG connectivity radius ε_n because if the weights of all edges are set to be ε_n , then the distance $d'_G(z_1, z_2) = \varepsilon_n d_G(z_1, z_2)$, where $d_G(z_1, z_2)$ is now the shortest path hop distance between vertices z_1 and z_2 in the *unweighted* RGG G , is an approximation to the manifold distance $d_M(z_1, z_2)$. Unfortunately, how good this approximation is (characterized by *stretch* d'_G/d_M) has been rigorously documented only

for the RGGs in the Euclidean plane [58]. Since the distances we approximate are bounded by Ollivier’s ball radius δ_n that tends to zero, and since any Riemannian manifold is locally Euclidean, our result below relying on [58] holds for any $2D$ -manifold. Analogous results for higher dimensions can be worked out as soon as stretch results for higher dimensional RGGs are obtained.

The result is that if all edges in our RGGs are now weighted by ε_n , then we can prove the Ollivier→Ricci convergence in the same strong sense (5) if

$$0 < \beta < \frac{1}{9}, \quad (12)$$

$$3\beta < \alpha < \frac{1 - 3\beta}{2}. \quad (13)$$

Similar to the weighted case, these conditions allow for arbitrarily sparse but not ultrasparse graphs ($\beta \rightarrow 0$, $\alpha \rightarrow 1/2$). Unlike the weighted case, these conditions imply that, as expected, the convergence is slower: $\beta < 1/9$ (2D unweighted) versus $\beta < 1/6$ (2D weighted). Another difference with the weighted case is that these conditions do not allow for the connectivity radius ε_n to be the same as Ollivier’s ball radius δ_n : $\alpha \geq 3\beta \Rightarrow \delta_n \gg \varepsilon_n$. We believe this is not a deficiency in our proof techniques, but a reflection of reality. It seems obvious that one must consider large ‘mesoscopic’ graph neighborhoods of size $\delta_n \gg \varepsilon_n$ to ‘feel’ any curvature in unweighted or scale-weighted graphs since one-hop ‘microscopic’ neighborhoods of individual links in these graphs are so small that all they can ‘feel’ is locally Euclidean flatness.

The unweighted proof, outlined in Appendix B, follows a strategy similar to the weighted case. The key difference is that in the weighted case, the graph distance already provides a sufficiently accurate approximation to the manifold distance. This is no longer true if we consider just the shortest path hop counts. However, if these counts are multiplied by ε_n , then the resulting rescaled lengths of sufficiently long paths in our RGGs still approximate sufficiently well the corresponding manifold distances [58].

We have thus established a rigorous connection between curvatures of discrete and continuous objects—random graphs and Riemannian manifolds. Anecdotally, this connection is reminiscent of what Riemann had in mind working on the foundations of Riemannian geometry [59]. The closest results to ours, dealing with convergence of curvature of simplicial triangulations of manifolds in Regge’s calculus [26, 27] and its many derivatives [60], are very different. Informally, while any simplex in any simplicial triangulation of any manifold is a chunk of space, graphs are much more primordial objects in that they do not have any space attached to them whatsoever.

Our proofs appear to leave much space for improvement since the simulations suggest that the convergence holds well outside of the parameter regions accessible by our proof techniques, which is an exciting news for a variety of applications, such as manifold learning and many

others mentioned at the beginning. It would be also interesting to know what other definitions of graph curvature converge, if any.

Even more interesting, especially in the context of quantum gravity, is the inverse problem of geometrogenesis [23, 61]: can we go from graphs to manifolds? One option to address this question is conceptually similar to [62]. One can consider a canonical Boltzmann/Gibbs ensemble of random graphs whose edges or shortest paths have some fixed expected values of Ollivier curvature, and whose entropy is maximized under these constraints. The questions then are: is this ensemble equivalent (in the continuum limit) to the RGG ensemble on a Riemannian manifold with the corresponding values of Ricci curvature, and do we have any (second-order) phase transitions in this ensemble? Indeed, our results suggest unambiguously that the analogy of the Einstein-Hilbert action in random graphs must be properly averaged Ollivier curvature whose continuum limit is Ricci curvature. Therefore, the temperature in this canonical ensemble must be analogous to the gravitational coupling constant. In that context, the settings considered in this paper are particularly interesting because they allow one to probe graph curvature at *any* scale—Ollivier curvature (4) is well defined for any shortest path between any pairs of nodes x, y located at any distance in the graph.

However, for quantum gravity applications one first needs to address the difference between Riemannian spaces and Lorentzian spacetimes. To the best of our

knowledge, no notion of RGGs or Rips complexes have been defined for the latter. Since causal diamonds, a.k.a. Alexandroff sets, Fig. 1(b), in Lorentzian geometry play the role of balls in Riemannian geometry—the topology defined by Alexandroff sets agrees with the base topology in any nice Lorentzian spacetime [63]—we propose to define Lorentzian RGGs as shown in Fig. 1(b). Could results similar to the ones presented here be then obtained for Lorentzian spacetimes?

ACKNOWLEDGMENTS

We thank R. Loll, B. Dittrich, D. Rosset, E. Andersen, Y. Zhou, J. Jost, and A. Aranovich for useful discussions, suggestions, and comments. This work was supported by ARO Grant Nos. W911NF-16-1-0391 and W911NF-17-1-0491, and by NSF Grant Nos. IIS-1741355 and DMS-1800738. Research at Perimeter Institute is supported in part by the Government of Canada through the Department of Innovation, Science, and Economic Development Canada and by the Province of Ontario through the Ministry of Colleges and Universities. Experiments were conducted using the Discovery cluster, supported by Northeastern University’s Research Computing team, and the Béluga, Graham, and Cedar clusters, supported by Compute Canada and its regional partners Calcul Québec, Compute Ontario, and Westgrid.

-
- [1] M. Boguna, I. Bonamassa, M. De Domenico, S. Havlin, D. Krioukov, and M. A. Serrano, *Network Geometry*, (2020), [arXiv:2001.03241](#).
- [2] O. Narayan and I. Sanjeev, *Large-scale curvature of networks*, *Phys Rev E* **84**, 066108 (2011).
- [3] E. Jonckheere, M. Lou, F. Bonahon, and Y. Baryshnikov, *Euclidean versus Hyperbolic Congestion in Idealized versus Experimental Networks*, *Internet Math* **7**, 1 (2011).
- [4] R. Sandhu, T. Georgiou, E. Reznik, L. Zhu, I. Kolesov, Y. Senbabaoglu, and A. Tannenbaum, *Graph Curvature for Differentiating Cancer Networks*, *Sci Rep* **5**, 12323 (2015).
- [5] C.-C. Ni, Y.-Y. Lin, J. Gao, X. David Gu, and E. Saucan, in *2015 IEEE Conf Comput Commun* (2015).
- [6] R. S. Sandhu, T. T. Georgiou, and A. R. Tannenbaum, *Ricci curvature: An economic indicator for market fragility and systemic risk*, *Sci Adv* **2**, e1501495 (2016).
- [7] B. Tadić, M. Andjelković, and M. Šuvakov, *Origin of Hyperbolicity in Brain-to-Brain Coordination Networks*, *Front Phys* **6** (2018).
- [8] B. Tadić, M. Andjelković, and R. Melnik, *Functional Geometry of Human Connectomes*, *Sci Rep* **9**, 12060 (2019).
- [9] H. Farooq, Y. Chen, T. T. Georgiou, A. Tannenbaum, and C. Lenglet, *Network curvature as a hallmark of brain structural connectivity*, *Nat Commun* **10**, 4937 (2019).
- [10] J. Sia, E. Jonckheere, and P. Bogdan, *Ollivier-Ricci Curvature-Based Method to Community Detection in Complex Networks*, *Sci Rep* **9**, 9800 (2019).
- [11] A. Gu, F. Sala, B. Gunel, and C. Ré, in *7th Int Conf Learn Represent ICLR 2019* (2019).
- [12] S. M. Carroll, *Spacetime and Geometry* (Cambridge University Press, Cambridge, 2019).
- [13] N. Klitgaard and R. Loll, *Introducing quantum Ricci curvature*, *Phys Rev D* **97**, 046008 (2018).
- [14] N. Klitgaard and R. Loll, *Implementing quantum Ricci curvature*, *Phys Rev D* **97**, 106017 (2018).
- [15] N. Klitgaard and R. Loll, *How round is the quantum de Sitter universe?* (2020), [arXiv:2006.06263](#).
- [16] D. M. T. Benincasa and F. Dowker, *Scalar Curvature of a Causal Set*, *Phys Rev Lett* **104**, 181301 (2010).
- [17] A. Belenchia, D. M. T. Benincasa, and F. Dowker, *The continuum limit of a 4-dimensional causal set scalar d’Alembertian*, *Class Quantum Gravity* **33**, 245018 (2016).
- [18] L. Glaser and S. Surya, *The Hartle-Hawking wave function in 2D causal set quantum gravity*, *Class Quantum Gravity* **33**, 065003 (2016).
- [19] L. Glaser, D. O’Connor, and S. Surya, *Finite size scaling in 2d causal set quantum gravity*, *Class Quantum Gravity* **35**, 045006 (2018).
- [20] A. Eichhorn, S. Surya, and F. Versteegen, *Spectral dimension on spatial hypersurfaces in causal set quantum gravity*, *Class Quantum Gravity* **36**, 235013 (2019).
- [21] A. Eichhorn, *Steps towards Lorentzian quantum gravity with causal sets*, *J Phys Conf Ser* **1275**, 012010 (2019).

- [22] W. J. Cunningham and S. Surya, *Dimensionally restricted causal set quantum gravity: examples in two and three dimensions*, *Class Quantum Gravity* **37**, 054002 (2020).
- [23] C. A. Trugenberger, *Combinatorial quantum gravity: geometry from random bits*, *J High Energy Phys* **2017**, 45 (2017).
- [24] C. Kelly, C. A. Trugenberger, and F. Biancalana, *Self-assembly of geometric space from random graphs*, *Class Quantum Gravity* **36**, 125012 (2019).
- [25] J. Steiner, Über parallele Flächen, in *Jacob Steiner's Gesammelte Werke*, edited by K. Weierstrass (Cambridge University Press, Cambridge, 1882) pp. 171–176.
- [26] T. Regge, *General relativity without coordinates*, *Nuovo Cim* **19**, 558 (1961).
- [27] J. Cheeger, W. Müller, and R. Schrader, *On the curvature of piecewise flat spaces*, *Commun Math Phys* **92**, 405 (1984).
- [28] D. Bakry and M. Émery, Diffusions hypercontractives, in *Séminaire Probab XIX 1983/84* (Springer, Berlin, Heidelberg, 1985) pp. 177–206.
- [29] M. Gromov, Hyperbolic Groups, in *Essays Gr Theory*, Math Sci Res Inst Publ, Vol. 8 (Springer, New York, 1987) pp. 75–263.
- [30] E. Jonckheere, P. Lohsoonthorn, and F. Bonahon, *Scaled Gromov hyperbolic graphs*, *J Graph Theory* **57**, 157 (2008).
- [31] Y. Higuchi, *Combinatorial curvature for planar graphs*, *J Graph Theory* **38**, 220 (2001).
- [32] J.-P. Eckmann and E. Moses, *Curvature of co-links uncovers hidden thematic layers in the World Wide Web*, *Proc Natl Acad Sci* **99**, 5825 (2002).
- [33] R. Forman, *Bochner's Method for Cell Complexes and Combinatorial Ricci Curvature*, *Discret Comput Geom* **29**, 323 (2003).
- [34] R. P. Sreejith, K. Mohanraj, J. Jost, E. Saucan, and A. Samal, *Forman curvature for complex networks*, *J Stat Mech Theory Exp* **2016**, 063206 (2016).
- [35] M. Weber, E. Saucan, and J. Jost, *Coarse geometry of evolving networks*, *J Complex Networks* **6**, 706 (2018).
- [36] Y. Ollivier, *Ricci curvature of metric spaces*, *Comptes Rendus Math* **345**, 643 (2007).
- [37] Y. Ollivier, *Ricci curvature of Markov chains on metric spaces*, *J Funct Anal* **256**, 810 (2009).
- [38] Y. Ollivier, in *Probabilistic approach to Geom* (2010).
- [39] Y. Lin and S.-T. Yau, *Ricci curvature and eigenvalue estimate on locally finite graphs*, *Math Res Lett* **17**, 343 (2010).
- [40] Y. Lin, L. Lu, and S.-T. Yau, *Ricci curvature of graphs*, *Tohoku Math J* **63**, 605 (2011).
- [41] O. Knill, *A discrete gauss-bonnet type theorem*, (2010), [arXiv:1009.2292](https://arxiv.org/abs/1009.2292).
- [42] O. Knill, *On index expectation and curvature for networks*, (2012), [arXiv:1202.4514](https://arxiv.org/abs/1202.4514).
- [43] M. Keller, *Curvature, Geometry and Spectral Properties of Planar Graphs*, *Discrete Comput Geom* **46**, 500 (2011).
- [44] M. Keller and N. Peyerimhoff, *Cheeger constants, growth and spectrum of locally tessellating planar graphs*, *Math Zeitschrift* **268**, 871 (2011).
- [45] M. Kempton, G. Lippner, and F. Munch, *Large scale Ricci curvature on graphs*, (2019), [arXiv:1906.06222](https://arxiv.org/abs/1906.06222).
- [46] A. Samal, R. P. Sreejith, J. Gu, S. Liu, E. Saucan, and J. Jost, *Comparative analysis of two discretizations of Ricci curvature for complex networks*, *Sci Rep* **8**, 8650 (2018).
- [47] L. Prokhorenkova, E. Samosvat, and P. van der Hoorn, *Global Graph Curvature*, in *Algorithms Model Web Graph*, Vol. 2 (Springer International Publishing, 2020) pp. 16–35.
- [48] E. N. Gilbert, *Random Plane Networks*, *J Soc Ind Appl Math* **9**, 533 (1961).
- [49] J. Dall and M. Christensen, *Random geometric graphs*, *Phys Rev E* **66**, 016121 (2002).
- [50] M. Penrose, *Random Geometric Graphs* (Oxford University Press, Oxford, 2003).
- [51] G. Last and M. Penrose, *Lectures on the Poisson Process*, October (Cambridge University Press, 2017).
- [52] M. Kahle, *Random Geometric Complexes*, *Discrete Comput Geom* **45**, 553 (2011).
- [53] J. Latschev, *Vietoris-Rips complexes of metric spaces near a closed Riemannian manifold*, *Arch der Math* **77**, 522 (2001).
- [54] J. Jost and S. Liu, *Ollivier's Ricci Curvature, Local Clustering and Curvature-Dimension Inequalities on Graphs*, *Discret Comput Geom* **51**, 300 (2014).
- [55] B. B. Bhattacharya and S. Mukherjee, *Exact and asymptotic results on coarse Ricci curvature of graphs*, *Discrete Math* **338**, 23 (2015).
- [56] R. Aurich and F. Steiner, *On the periodic orbits of a strongly chaotic system*, *Phys D Nonlinear Phenom* **32**, 451 (1988).
- [57] J. G. Ratcliffe, *Foundations of Hyperbolic Manifolds*, Graduate Texts in Mathematics, Vol. 149 (Springer International Publishing, Cham, 2019).
- [58] J. Díaz, D. Mitsche, G. Perarnau, and X. Pérez-Giménez, *On the relation between graph distance and Euclidean distance in random geometric graphs*, *Adv Appl Probab* **48**, 848 (2016).
- [59] B. Riemann, *On the Hypotheses which lie at the Bases of Geometry*, *Nature* **8**, 14 (1854).
- [60] R. Loll, *Discrete Approaches to Quantum Gravity in Four Dimensions*, *Living Rev Relativ* **1**, 13 (1998).
- [61] Z. Wu, G. Menichetti, C. Rahmede, and G. Bianconi, *Emergent Complex Network Geometry*, *Sci Rep* **5**, 10073 (2015).
- [62] D. Krioukov, *Clustering Implies Geometry in Networks*, *Phys Rev Lett* **116**, 208302 (2016).
- [63] E. H. Kronheimer and R. Penrose, *On the structure of causal spaces*, *Math Proc Cambridge Philos Soc* **63**, 481 (1967).
- [64] F. T. Leighton and P. Shor, in *Proceedings of the eighteenth annual ACM symposium on Theory of computing* (ACM, 1986) pp. 91–103.
- [65] P. W. Shor, J. E. Yukich, et al., *Minimax grid matching and empirical measures*, *The Annals of Probability* **19**, 1338 (1991).
- [66] M. Talagrand, *Matching random samples in many dimensions*, *The Annals of Applied Probability*, 846 (1992).
- [67] M. Talagrand, *Matching theorems and empirical discrepancy computations using majorizing measures*, *Journal of the American Mathematical Society* **7**, 455 (1994).
- [68] E. W. Dijkstra, *A Note on Two Problems in Connexion with Graphs*, *Numer. Math.* **1**, 269 (1959).
- [69] Y. Zhou and J. Zeng, in *Proceedings of the Twenty-Ninth AAAI Conference on Artificial Intelligence*, AAAI'15 (AAAI Press, 2015) pp. 1248–1254.

- [70] R. Pagh and F. F. Rodler, in *Algorithms — ESA 2001*, edited by F. M. auf der Heide (Springer Berlin Heidelberg, Berlin, Heidelberg, 2001) pp. 121–133.
- [71] E. D. Andersen and K. D. Andersen, The MOSEK Interior Point Optimizer for Linear Programming: An Implementation of the Homogeneous Algorithm, in *High Performance Optimization*, edited by H. Frenk, K. Roos, T. Terlaky, and S. Zhang (Springer US, Boston, MA, 2000) pp. 197–232.
- [72] S. Mehrotra, *On the Implementation of a Primal-Dual Interior Point Method*, *SIAM J. Optim.* **2**, 575 (1992).

Appendix A: Ollivier→Ricci convergence in distance-weighted RGGs

Here we outline the key ingredients and steps in our convergence proof. All the missing details will be published elsewhere.

Let μ_x^M and μ_y^M denote the normalized restrictions of the volume form in manifold M onto the balls $B_M(x, \delta_n), B_M(y, \delta_n)$ in M , while μ_x^G and μ_y^G denote the uniform probability distribution over nodes lying within the balls $B_G(x, \delta_n), B_G(y, \delta_n)$ in weighted RGG G . Observe that if

$$\langle |W_G(\mu_x^G, \mu_y^G) - W_M(\mu_x^M, \mu_y^M)| \rangle \ll \delta_n^3, \quad (\text{A1})$$

then (5) follows from (3). The main idea of the proof is thus to show (A1). We proceed in three steps.

1. Approximating graph distances by manifold distances

The first difficulty we face is that the Wasserstein distances W_G and W_M are in different spaces with different distances: on the one hand we have RGG G with weighted shortest path distance d_G , and on the other hand we have the manifold M with distances d_M . How can we compare the two then? We simply extend d_G to a new distance \tilde{d}_M on M , such that the difference between the new and original Wasserstein distances \tilde{W}_M and W_M is $\ll \delta_n^3$.

This extension is accomplished by the following procedure. Let

$$\lambda_n = \log(n)^{2/D} n^{-1/D}, \quad (\text{A2})$$

so that

$$n\lambda_n^D \rightarrow \infty. \quad (\text{A3})$$

If the conditions (8,9) hold, then we have

$$\lambda_n \ll \varepsilon_n, \quad (\text{A4})$$

$$\lambda_n \ll \delta_n^3. \quad (\text{A5})$$

Given any two points x, y in M we extend the RGG G by adding x and y to the set of G 's nodes, and connecting both x and y to all other nodes in G whose distance from x and y , respectively, in the manifold is less

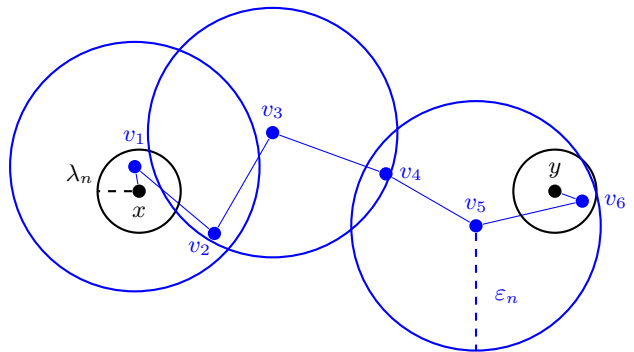


FIG. 3. Illustration of the construction of the extended graph distance \tilde{d}_M . The blue points are nodes of the RGG and the two black points are the selected points on the manifold. The blue circles indicate the connection radius ε_n , while the black circles have radius λ_n . In this example x is connected to node v_1 and y to node v_6 .

than λ_n , Fig. 3. We then define the new manifold distance $\tilde{d}_M(x, y)$ as the weighted shortest path distance in the extended graph. This new manifold distance \tilde{d}_M is well defined, with probability converging to one, because the expected number of points of a PPP of rate n in a ball of radius λ_n is $n \text{vol}[B_M(x, \lambda_n)] \sim n\lambda_n^D$, so that the probability to find a graph vertex within distance λ_n from any point x in M is given by $1 - e^{-n \text{vol}[B_M(x, \lambda_n)]}$ which converges to one thanks to (A3). Observe that if x and y happen to be already nodes in G , then the new manifold distance between them is the graph distance, $\tilde{d}_M(x, y) = d_G(x, y)$.

We now have to show that for any two points x and y in M , the distance $\tilde{d}_M(x, y) = d_M(x, y) + o(\delta_n^3)$. As evident from Fig. 3, $\tilde{d}_M(x, y) \geq d_M(x, y)$. For the upper bound, let us partition the geodesic between x and y into $m = \lceil 3d_M(x, y)/\varepsilon_n \rceil$ sections of equal length, and let $c_1 = x, c_2, \dots, c_m, c_{m+1} = y$ denote the $m+1$ endpoints of this partition, Fig. 4. Consider the $m+1$ balls $B_M(c_i, \lambda_n/4)$. The probability that every ball contains a graph vertex converges to 1. Denote those $m+1$ vertices by v_1, \dots, v_{m+1} . We then observe that:

1. the node v_1 is at distance at most $\lambda_n/2$ from x , and so is v_m from y ;
2. the distance between each consecutive pair of nodes v is bounded by

$$d_M(v_i, v_{i+1}) \leq d_M(x, y)/m + \lambda_n \leq \varepsilon_n/3 + \lambda_n;$$
3. $d_G(v_i, v_{i+1}) \leq d_M(c_i, c_{i+1}) + \lambda_n$.

From these observations and (A4), we conclude that each consecutive pair of nodes v is connected in the RGG and

$$\begin{aligned} \tilde{d}_M(x, y) &\leq \lambda_n + \sum_{i=1}^m d_M(v_i, v_{i+1}) \\ &\leq \lambda_n + d_M(x, y)(1 + 3\lambda_n/\varepsilon_n). \end{aligned}$$

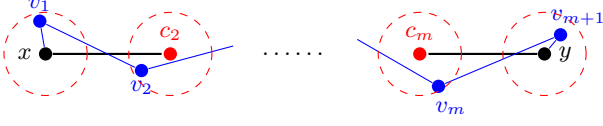


FIG. 4. Approximating the manifold distance by the extended weighted shortest path graph distance.

If $d_M(x, y) \leq C\delta_n$, for some $C > 0$, then

$$|d_M(x, y) - \tilde{d}_M(x, y)| \leq d_M(x, y) \frac{3\lambda_n}{\varepsilon_n} + \lambda_n \quad (\text{A6})$$

$$\leq 3C\lambda_n \delta_n \varepsilon_n^{-1} + \lambda_n \quad (\text{A7})$$

$$\sim \log(n)^{\frac{2}{D}} n^{-\frac{1}{D} - \beta + \alpha} + \lambda_n. \quad (\text{A8})$$

The second term in the last equation is $\ll \delta_n^3$ by (A5), and so is the first term if (9) holds. We therefore conclude that

$$\tilde{d}_M(x, y) = d_M(x, y) + o(\delta_n^3)$$

Finally, the Wasserstein distances W_M and \tilde{W}_M are defined by distances d_M and \tilde{d}_M , respectively. Therefore we immediately conclude that

$$|W_M(\mu_1, \mu_2) - \tilde{W}_M(\mu_1, \mu_2)| \ll \delta_n^3$$

for any two probability distributions μ_1 and μ_2 on M . If now x, y are also two nodes of our RGG G , then $d_G(x, y) = \tilde{d}_M(x, y)$, so that it follows that if μ_1 and μ_2 are defined on G 's nodes, then

$$|W_M(\mu_1, \mu_2) - W_G(\mu_1, \mu_2)| \ll \delta_n^3. \quad (\text{A9})$$

The calculations above thus show that from now on we can always work only with the Wasserstein distance W_M in the space M , and this indeed what we do at the next steps.

2. Approximating probability distributions in graphs

The next hurdle we need to overcome is comparing the uniform probability distribution μ_x^G on $B_G(x, \delta_n)$ with μ_x^M , the normalized restriction of the volume form to $B_M(x, \delta_n)$. The main difficulty here lies in that $d_M(x, z) \leq \delta_n$ does not necessarily imply that $d_G(x, z) \leq \delta_n$. In general, the shape of the intersection $B_G(x, \delta_n) \cap B_M(x, \delta_n)$ can be highly non-trivial. We tame this shape by introducing a new probability distribution $\hat{\mu}_x^G$ which is the uniform probability distribution on the set $B_G := B_M(x, \delta_n) \cap G$ which is the set of G 's nodes that happen to lie within distance δ_n from x in the space, i.e., all nodes in the rose ball in Fig. 1(a). Observe that $B_G(x, \delta_n) \subseteq B_G$ since $d_G(x, y) \geq d_M(x, y)$. The main goal of this step is to show that $\langle W_M(\mu_x^G, \hat{\mu}_x^G) \rangle \ll \delta_n^3$.

First, consider (A6). If the conditions (8-10) hold, then $\lambda_n \ll \delta_n^3$ and $\lambda_n/\varepsilon_n \ll \delta_n^2$. It follows then that there exists a $\xi_n \ll \delta_n$ such that

$$|d_M(x, y) - d_G(x, y)| \leq d_M(x, y)\xi_n^2 + \xi_n^3. \quad (\text{A10})$$

For instance, we can take the ξ_n to be

$$\xi_n = \max\{\sqrt{3\lambda_n/\varepsilon_n}, \lambda_n^{1/3}\}.$$

Define now the new radii $\delta_n^\pm = (\delta_n \pm \xi_n^3)/(1 \mp \xi_n^2)$, and note that $\delta_n^- < \delta_n < \delta_n^+$, so that

$$B_M(x, \delta_n^-) \subset B_M(x, \delta_n) \subset B_M(x, \delta_n^+).$$

Let $B_G^\pm := B_M(x, \delta_n^\pm) \cap G$ and μ_x^\pm denote the uniform probability distribution on B_G^\pm . We then obtain an upper bound for $W_M(\hat{\mu}_x^G, \mu_x^+)$ by considering the following joint probability distribution a.k.a. transport plan μ for $(u, v) \in B_G \times B_G^+$

$$\mu(u, v) = \begin{cases} \frac{1}{|B_G^+|}, & \text{if } u = v \in B_G, \\ \frac{1}{|B_G||B_G^+|}, & \text{if } u \in B_G, v \in B_G^+ \setminus B_G, \\ 0 & \text{otherwise.} \end{cases}$$

Since the Wasserstein distance $W_M(\hat{\mu}_x^G, \mu_x^+)$ is the infimum over all joint distributions (1), and since $\hat{\mu}_x^G$ and μ_x^+ are discrete, it follows that

$$\begin{aligned} W_M(\hat{\mu}_x^G, \mu_x^+) &\leq \sum_{u \in B_G, v \in B_G^+} d_M(u, v) \mu(u, v) \\ &= \sum_{u \in B_G, v \in B_G^+ \setminus B_G} \frac{d_M(u, v)}{|B_G||B_G^+|} \\ &\leq 2\delta_n^+ \frac{|B_G^+ \setminus B_G|}{|B_G^+|}. \end{aligned}$$

Since we are dealing with a PPP, both $|B_G^+ \setminus B_G|$ and $|B_G^+|$ are Poisson distributed with diverging means. Although they are not completely independent, it can be shown that

$$\left\langle \frac{|B_G^+ \setminus B_G|}{|B_G^+|} \right\rangle \sim \frac{\langle |B_G^+ \setminus B_G| \rangle}{\langle |B_G^+ \setminus B_G| \rangle + \langle |B_G| \rangle} \sim \frac{(\delta_n^+)^D - (\delta_n^-)^D}{\delta_n^D}.$$

This fraction is of the order $\xi_n^2 \ll \delta_n^2$, so that we conclude

$$\langle W_M(\hat{\mu}_x^G, \mu_x^+) \rangle \ll \delta_n^+ \delta_n^2 \sim \delta_n^3.$$

Finally, let node z lie in the manifold ball of radius δ_n^- around node x , $d_M(x, z) \leq \delta_n^-$. Then (A10) implies that the graph distance between x and z is upper bounded by δ_n :

$$d_G(x, z) \leq d_M(x, z)(1 + \xi_n^2) + \xi_n^3 \leq \frac{\delta_n - \xi_n^3}{1 + \xi_n^2}(1 + \xi_n^2) + \xi_n^3 = \delta_n.$$

This means that $z \in B_G(x, \delta_n)$, so that we have the following sandwich:

$$B_G^- \subseteq B_G(x, \delta_n) \subseteq B_G^+.$$

Using calculations similar to the ones above for this sandwich, we obtain

$$\langle W_M(\mu_x^G, \mu_x^+) \rangle \ll \delta_n^3.$$

Therefore, by the triangle inequality of the W_M distance,

$$\langle W_M(\mu_x^G, \hat{\mu}_x^G) \rangle \leq \langle W_M(\mu_x^G, \mu_x^+) \rangle + \langle W_M(\mu_x^+, \hat{\mu}_x^G) \rangle \ll \delta_n^3. \quad (\text{A11})$$

The calculations above thus show that from now on we can work with the probability distribution $\hat{\mu}_x^G$ instead of μ_x^G . The former is more convenient to work with than the latter because it is over G 's nodes that happen to lie within manifold ball $B_M(x, \delta_n)$, the rose ball in Fig. 1(a).

3. Going from discrete to continuous probability distributions

The final step is to go from the discrete probability distribution $\hat{\mu}_x^G$ to the continuous distribution μ_x^M . Similar to the goal of the previous section, the task is to show that

$$\langle W_M(\hat{\mu}_x^G, \mu_x^M) \rangle \ll \delta_n^3. \quad (\text{A12})$$

This is done by applying results on the matching distance between a PPP and points of a grid on the same space [64–67].

Note that both $\hat{\mu}_x^G$ and μ_x^M are now defined on $B_M(x, \delta_n)$. We now need to devise a transport plan from $\hat{\mu}_x^G$ to μ_x^M that assigns to any (measurable) set $A \subseteq B_M(x, \delta_n)$ how much mass from each PPP point in $B_G = G \cap B_M(x, \delta_n)$ is used to make up $\mu_x^M(A)$. We do so as follows.

First, suppose that space M is flat, the D -dimensional Euclidean space. We construct our transport plan in three steps:

1. we first place a grid on the space;
2. we next find a minimal matching between this grid and the PPP points in B_G ; and
3. finally, for each (measurable) set A in $B_M(x, \delta_n)$, we find all the PPP points in B_G that are matched to the grid points that lie in A .

Observe that this transport plan is such that every PPP point, i.e., graph vertex in B_G contributes an equal fraction of its mass to make up $\mu_x^M(A)$. This plan is also such that the largest distance any amount of mass has to move is given by the largest matching distance. Relying on the results from [64–67], it can then be shown that

$$\langle W_M(\hat{\mu}_x^G, \mu_x^M) \rangle \sim \log(n)n^{-1/D} \ll \delta_n^3, \quad (\text{A13})$$

where the last inequality holds if the conditions (8,9) are satisfied.

Next, we relax the condition that the space M is flat. Indeed, it can be any nice Riemannian manifolds because

$\delta_n \rightarrow 0$, so that we can map the ball $B_M(x, \delta_n)$ to the flat D -dimensional tangent space at x using the exponential map. We have to be careful here though, because the exponential map does not preserve distances. Still, by fixing a sufficiently small neighborhood U around the origin of the tangent space, we can ensure that for large enough n , $\exp^{-1} B_M(x, \delta_n) \subset U$, and the distances are distorted by a fixed small amount:

$$B_D\left(0, \frac{\delta_n}{1+\xi}\right) \subseteq \exp^{-1} B_M(x, \delta_n) \subseteq B_D\left(0, \frac{\delta_n}{1-\xi}\right) \subset U,$$

where $B_D(0, \delta)$ is the D -dimensional Euclidean ball of small radius δ around the origin in the tangent space.

Finally, relying on this mapping and on the PPP Mapping Theorem [51] that applies to U , we see that the mapped PPP is still a PPP with intensity $\sim n$, now relative to the Euclidean volume form. Moreover, since the mapped ball is sandwiched between two balls whose radii scale as δ_n , the results for the D -dimensional Euclidean space above yield matching lower and upper bounds for the Wasserstein distance, from which (A12) follows.

The combination of (A12), (A11), and (A9) yields (A1), completing the proof.

Appendix B: Ollivier→Ricci convergence in ε_n -weighted RGGs

We first observe that the last step in the proof outlined in Appendix A does not rely on any graph distances at all. Further, the key element in the second step is (A10), which is also the fundamental ingredient in the first step in showing that distance \tilde{d}_M is a good approximation to distance d_M , leading to (A9). Therefore, the convergence proof for ε_n -weighted graphs is complete as soon as (A10) is established for the new graph distance $d'_G = \varepsilon_n d_G$, where d_G is now the vanilla shortest path hop distance in graph G . We also note that we have to do this only for the 2-dimensional Euclidean space, since the neighborhoods shrink and we can apply techniques similar to the ones in A3 to extend the result to any curved manifold.

We first observe that the conditions (12,13) imply that $\varepsilon_n \gg \sqrt{\log(n)/n}$. In this case, the main stretch result from [58] reads:

$$|d'_G(x, y) - d_M(x, y)| \leq d_M(x, y)\gamma_n + \varepsilon_n, \quad (\text{B1})$$

where $\gamma_n = \max\{\gamma_n^{(1)}, \gamma_n^{(2)}, \gamma_n^{(3)}\}$, and where the three γ_n s have somewhat complicated explicit expressions with different constants and different scalings with n which can be shown to be

$$\gamma_n^{(1)} \sim \left(\frac{\log n}{n\varepsilon_n^2}\right)^{\frac{2}{3}}, \quad \gamma_n^{(2)} \sim \left(\frac{\log n}{n\varepsilon_n^2}\right)^2, \quad \text{and} \quad \gamma_n^{(3)} \sim \left(\frac{1}{n\varepsilon_n^2}\right)^{\frac{2}{3}},$$

if the conditions (12,13) hold. Since these conditions also imply that $n\varepsilon_n^2 \rightarrow \infty$, it follows that

$$\gamma_n \sim \left(\frac{\log n}{n\varepsilon_n^2}\right)^{\frac{2}{3}} \quad (\text{B2})$$

in our case.

The ε_n in (B1) is $\ll \delta_n^3$ if the lower bound in (13) holds. Therefore, to translate (B1) to (A10), all we need to do is to show that $\gamma_n \ll \delta_n^2$. If this holds, then we can simply take the ξ_n in (A10) to be $\xi_n = \max\{\sqrt{\gamma_n}, \varepsilon_n^{1/3}\}$. The requirement $\gamma_n \ll \delta_n^2$ is satisfied if

$$\frac{\log n}{n\varepsilon_n^2\delta_n^3} \sim \log(n) n^{2\alpha+3\beta-1} \ll 1, \quad (\text{B3})$$

which is indeed true if the upper bound in (13) holds.

Appendix C: Numerical methods

The computation of Ollivier graph curvature in simulations consists of three tasks: graph construction, distance matrix computation, and Wasserstein distance computation. We rely on a hybrid multi-core solution which parallelizes each of these tasks, with the first two utilizing custom CUDA methods split among multiple GPUs, and the last utilizing multiple CPU cores via the MOSEK software package.

1. Graph construction

We construct random geometric graphs of size n by first sampling n points uniformly at random, according to the manifold volume form, on the surface of a unit torus, sphere, and Bolza surface. This is trivial for the first two manifolds, and less so for the Bolza surface.

The simplest representation of the Bolza surface [56, 57] is the hyperbolic octagon with vertices at complex coordinates

$$o_k = R \exp \left[\frac{i\pi}{4} \left(\frac{1}{2} + k \right) \right], \quad k = 0, 1, \dots, 7, \quad (\text{C1})$$

where $R = 2^{-1/4}$ in the Poincaré disk model of the hyperbolic plane. When the opposite sides of this octagon are glued, the Bolza surface of constant curvature -1 is formed. To sprinkle points uniformly at random onto this octagon, we first sprinkle them uniformly at random, according to the volume form in the Poincaré model, which in the polar coordinates is

$$dV = \frac{4r \, dr \, d\theta}{(1-r^2)^2}, \quad (\text{C2})$$

onto the Poincaré disk of radius R , and then remove those points that lie in this disk but do not lie in the octagon. We do this removal in the Klein disk model of the hyperbolic plane, because geodesics—octagon sides, in particular—are straight lines there. The map to go from the Poincaré (r, θ) to Klein (r_K, θ) polar coordinates is $(r_K, \theta) = (2r/(1+r^2), \theta)$, and in the latter coordinates,

the coordinates of points that lie in the octagon meet the condition $r_K < r_c[\phi(\theta)]$, where

$$r_c(\phi) = R_K \frac{\cos(\pi/8)}{\cos(\pi/8 - \phi)}, \quad \phi \in [0, \pi/4], \quad (\text{C3})$$

$$\phi(\theta) = \left(\theta - \frac{\pi}{8}(1 + 2k(\theta)) \right) \pmod{2\pi}, \quad (\text{C4})$$

$$k(\theta) = \left[\frac{4}{\pi} \left(\theta - \frac{\pi}{8} \right) \right] \pmod{8}, \quad (\text{C5})$$

where $R_K = 2R/(1+R^2) = 2^{5/4}/(1+\sqrt{2})$ is the octagon radius in the Klein model. The nodes that do not pass this test are thrown out. The remaining nodes lie in the octagon, and we work back with their Poincaré coordinates, $(r, \theta) = (1/r_K - \sqrt{1/r_K^2 - 1}, \theta)$.

After all the n nodes are sprinkled, we add two additional nodes x, y separated by distance δ_n , which are the centers of the two balls $B_G(x, \delta_n), B_G(y, \delta_n)$. Given the coordinates of all the $n+2$ nodes, all node pairs are linked whenever their pairwise distance on the surface is below the connection threshold ε_n . The distances on the torus and the sphere are

$$d_T(x_1, y_1; x_2, y_2) = \left[\left(\frac{1}{2} - \left| \frac{1}{2} - |x_1 - x_2| \right| \right)^2 + \left(\frac{1}{2} - \left| \frac{1}{2} - |y_1 - y_2| \right| \right)^2 \right]^{1/2}, \quad (\text{C6})$$

$$d_S(\theta_1, \phi_1; \theta_2, \phi_2) = \arccos [\cos \theta_1 \cos \theta_2 + \sin \theta_1 \sin \theta_2 \cos(\phi_1 - \phi_2)]. \quad (\text{C7})$$

On the Bolza surface, the distance formula is more complicated. We describe it next.

The Bolza surface can also be considered as the factor space \mathbb{H}^2/\mathcal{F} [57], where \mathbb{H}^2 is the hyperbolic plane, and the Fuchsian group \mathcal{F} is defined by its eight generators

$$g_k = \begin{pmatrix} a & be^{ik\pi/4} \\ be^{-ik\pi/4} & a \end{pmatrix}, \quad k = 0, 1, \dots, 7, \quad (\text{C8})$$

where $a = 1 + \sqrt{2}$ and $b = \sqrt{a^2 - 1}$. This group acts on the hyperbolic plane by linear fractional transformations. Let \mathcal{N} be the set of the 48 elements of \mathcal{F} given by

$$\hat{g}_{k,\ell} = \prod_{t=0}^{\ell} g_{k+3t}, \quad (\text{C9})$$

where $k = 0, 1, \dots, 7$ and $\ell = 0, 1, \dots, 5$. One can check that these elements map the original octagon to its 48 either side- or vertex-adjacent octagons in the tessellation of the hyperbolic plane induced by these identical octagons. Define $\mathcal{N}_0 := \mathcal{N} \cup I$ to be these 48 elements plus the identity element I . One can show that the distance on the Bolza surface between two points with complex coordinates z_1, z_2 ($z = re^{i\theta}$) is given by

$$d_B(z_1, z_2) = \min_{\hat{g} \in \mathcal{N}_0} d_H(z_1, \hat{g}z_2), \quad \text{where} \quad (\text{C10})$$

$$d_H(z_1, z_2) = 2 \operatorname{arctanh} \left| \frac{z_1 - z_2}{1 - z_1^* z_2} \right|, \quad (\text{C11})$$

is the hyperbolic distance between the points in the Poincaré model.

We compute what nodes are linked in parallel using a multi-GPU solution, where each thread works on one pair of nodes, except in the case of the Bolza surface where each thread computes one or two of 49 distances and each thread block works on two node pairs. The adjacency matrix is first tiled such that (1) the data required to generate each tile fits on a single GPU and (2) the total number of tiles is a multiple of the number of GPUs available. This decomposition provides a scalable solution independent of the number or type of GPUs present in the system. The algorithm is improved by using the shared L1 memory cache to store the Bolza generators and partial results, warp shuffling to accumulate results, function templating to eliminate kernel branches, and asynchronous CUDA calls to pipeline data transfers across different GPUs.

2. Distance matrix computation

After constructing the graph, we identify the balls $B_G(x, \delta_n)$ and $B_G(y, \delta_n)$. When $\varepsilon_n = \delta_n$, these are simply the nearest neighbors of x and y , respectively; otherwise, they are calculated using Dijkstra’s algorithm [68]. For the largest graphs we consider, the size of these balls can be up to tens of thousands of nodes, resulting in over billions of pairwise distances between the nodes in the two balls. The overall simulation bottleneck is the computation of the matrix of the weighted shortest-path distances between these large sets of nodes.

We employ a custom multi-GPU A^* search algorithm using the methods described in [69]. The standard A^* algorithm works by constructing a priority queue of visited nodes z using a binary heap. In computing the shortest path distance between a source node x_i and destination node y_j , priorities are assigned to node z in the queue

according to the heuristic function

$$f(z) = d_G(x_i, z) + h(z, y_j), \quad (\text{C12})$$

where $d_G(x_i, z)$ is the weighted graph distance between z and source $x_i \in B_G(x, \delta_n)$, while $h(z, y_j)$ is the lower-bound estimate of the distance between z and destination $y_j \in B_G(y, \delta_n)$. As soon as new node $z' \in B_G(y, \delta_n)$ is added to the priority queue, its weighted graph distance $d_G(x_i, z')$ is added to the distance matrix.

The A^* algorithm is implemented on a single GPU by utilizing multiple priority queues, one per CUDA thread, so that it is efficient for graphs with large average degrees of the order of hundreds. Each priority queue extracts multiple states, after which we detect duplicates using a technique called parallel hashing with replacement, which is a modification of the cuckoo hashing scheme that avoids hash conflicts by allowing some duplicates to remain [69, 70]. During this step, the heuristic for extracted nodes is updated, and they are re-added to the priority queues using a parallel heap insertion. This procedure continues until the destination node y_j has been extracted by at least one of the priority queues.

3. Wasserstein distance computation

Having in place the distance matrix between the sets of nodes in the two balls $B_G(x, \delta_n)$ and $B_G(y, \delta_n)$, we compute the Wasserstein distance between the uniform probability distributions on these balls by solving the linear program (11). For the simulations presented here, we found it sufficient to use the MOSEK package [71] as long as the number of variables, given by $|B_G(x, \delta)||B_G(y, \delta)|$, is roughly less than 1.3×10^9 , past which we run out of memory. In most cases with smaller balls, however, we solve the linear program quite quickly using the standard primal-dual interior point method [72].