

# Full monitoring of phase-space trajectories with 10 dB-sub-Heisenberg imprecision

Jascha Zander and Roman Schnabel\*

*Institut für Laserphysik und Zentrum für Optische Quantentechnologien,  
Universität Hamburg, Luruper Chaussee 149, 22761 Hamburg, Germany*

(Dated: April 12, 2021)

The change of a quantum state can generally only be fully monitored through simultaneous measurements of two non-commuting observables  $\hat{X}$  and  $\hat{Y}$  spanning a phase space. A measurement device that is coupled to the thermal environment provides at a time a pair of values that have a minimal uncertainty product set by the Heisenberg uncertainty relation, which limits the precision of the monitoring. Here we report on an optical measurement setup that is able to monitor the time dependent change of the quantum state's displacement in phase space ( $\langle\hat{X}(t)\rangle; \langle\hat{Y}(t)\rangle$ ) with an imprecision 10 dB below the Heisenberg uncertainty limit. Our setup provides pairs of values ( $X(t_i); Y(t_i)$ ) from simultaneous measurements at subsequent times  $t_i$ . The measurement references are not coupled to the thermal environment but are established by an entangled quantum state. Our achievement of a tenfold reduced quantum imprecision in monitoring arbitrary time-dependent displacements supports the potential of the quantum technology required for entanglement-enhanced metrology and sensing as well as measurement-based quantum computing.

**Introduction** – Quantum sensing and measurement-based quantum computing utilize quantum correlated states [1, 2]. The most mature technology for these applications are based on quantum states of the electromagnetic field. Laser interferometers that are used as telescopes for gravitational-wave astronomy achieve unprecedented sensitivities based on states having a squeezed photon counting statistic [3–6]. It was proposed to further improve them by bi-partite Gaussian entangled states [7–10]. Optical measurement-based quantum computing based on multi-partite entangled cluster states [11, 12] was pushed forward recently [13].

Measurements in the regime of Gaussian quantum statistics concern two non-commuting observables. In terms of dimensionless operators that are normalised to the variance of the ground state, they are often named  $\hat{X}$  and  $\hat{Y}$ . They need to be measured both in order to determine the full energy of a quantised harmonic oscillator, similar to position and momentum. The Heisenberg uncertainty relation [14–17] is a useful reference to distinguish between semi-classical measurements [18] and those that exploit entanglement [19]. Experimentally achievable Gaussian entanglement have been characterised by co-variances derived from ensemble measurements in stationary settings [8, 20–22]. So far, Gaussian entanglement was not used to improve measurements of phase-space displacements that changed after a single measurement window. In such a time-dependent setting, averaging would not constitute a suitable approach for improving the signal-to-noise-ratio.

Here, we present for the first time the monitoring of a dynamical phase-space trajectory  $\alpha(t)$  through the simultaneous measurements of two non-commuting observables ( $X(t_i); Y(t_i)$ ) at subsequent times  $t_i$  with an imprecision much lower than the reference limit as given by the Heisenberg uncertainty relation. The nonclassical improvement provides the same benefit as ten-times aver-

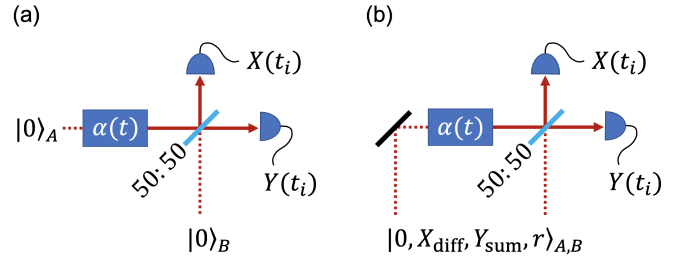


FIG. 1. Monitoring of quantum state displacement  $\alpha(t)$ . The phase space observables are the real and imaginary parts  $\alpha(t) = \langle\hat{X}(t)\rangle + i\langle\hat{Y}(t)\rangle$ . (a) The simultaneous (semi-classical) monitoring of the displacement is hampered by quantum uncertainties, which can be illustrated by ground states entering the measurement device at inputs A and B. (b) Exploiting an entangled state  $|0, X_{\text{diff}}, Y_{\text{sum}}, r\rangle_{A,B}$  reduces the quantum noise imprecision of a single measurement pair ( $X(t_i); Y(t_i)$ ) at time  $t_i$  in principle to arbitrarily low values. Here, ‘0’ refers to the average displacements at inputs A and B,  $X_{\text{diff}}, Y_{\text{sum}}$  to the kind of quantum correlations, and  $r$  to the joint strength of the quantum correlations. In practice, decoherence on the entangled state that reduces  $r$  is the major problem.

aging, which, however, is possible only in a stationary setting. The experimental achievements presented here are entirely based on individually sampled two-dimensional data points.

**Uncertainty relations** – Our experiment uses quantities that are also used in optical communication and optical quantum computing [13], namely phase and amplitude modulation depths carried by quasi-monochromatic laser light of optical frequency  $\nu$ , see the figure in the supplement. The depth of the amplitude modulation (amplitude modulation index) in the frequency band  $f \pm \Delta f$ , with  $\nu \gg f > \Delta f$ , is quantified by the dimensionless operator  $\hat{X}_{f,\Delta f}$  [23]. This operator is also known as ‘amplitude quadrature amplitude’. The corresponding depth of phase modulations is (in the limit of weak phase modula-



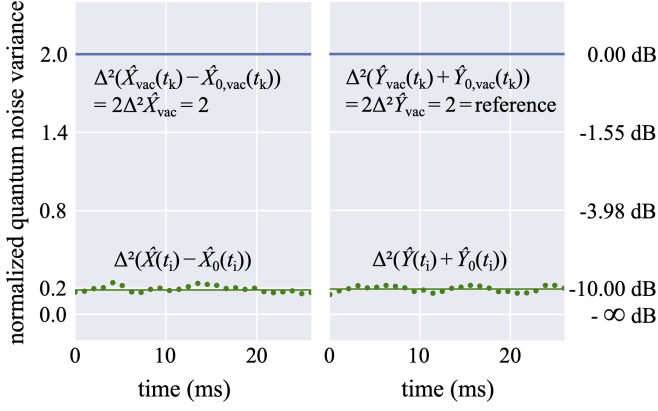


FIG. 3. Variances of  $X(t_i)$ -data (left) and  $Y(t_i)$ -data (right), which characterise the quality of our data sampling with respect to the entangled reference. Shown is the example of stationary zero displacement, i.e.  $\langle \hat{X}(t) \rangle = \langle \hat{Y}(t) \rangle = 0$ . Solid lines correspond to the variance of 2600 measuring points each, without entanglement (top lines) and with entanglement (bottom lines). The latter corresponds to 10 dB two-mode squeezing. The two types of modulations can be measured simultaneously with an uncertainty product of  $\Delta(\hat{X}(t_i))\Delta(\hat{Y}(t_i)) \approx 0.2$  violating Inequality (2) by a factor of  $\sim 10$ . Here,  $f = 5$  MHz and  $\Delta f = 20$  kHz. Dots represent variances calculated over 260 consecutive measuring points.

[20]. Here, we recombined the entangled beams on a second balanced splitter ( $BS_3$ ). The optical path length difference was controlled to convert them back to two squeezed beams. Due to necessarily imperfect interference contrasts at the two beam splitters, the final squeeze factors could only be lower than the initial squeeze factors of the input modes (subscripts 1 and 2). The BHDs used optical local oscillators (LO's) of about 10 mW from the joint fibre laser. The phase differences between the LO's and the squeezed fields were stably controlled to zero and ninety degrees, respectively. BHD<sub>1</sub> at zero degrees sampled values of a squeezed amplitude quadrature amplitude; BHD<sub>2</sub> at ninety degrees sampled values of a squeezed phase quadrature amplitude, both with a sampling frequency of 200 MHz. To avoid aliasing, we applied an analogue lowpass-filter with a corner frequency of 50 MHz to each channel. Post processing was done with a self-written Python script, which was used to digitally demodulate the data at  $f = 5$  MHz and subsequent finite impulse response (FIR)-lowpass-filtering with a cut off frequency of  $\Delta f/2 = 10$  kHz. Fig. 3 represents the entanglement quality of our setup in terms of variances.

The time-dependent displacement  $\alpha(t)$  in our setup corresponded to the time-dependent modulation at  $f = 5$  MHz of a coherent carrier field that was transmitted through the high reflectivity mirror  $BS_2$  ( $R = 99.99\%$ ). The high reflectivity minimised decoherence, i.e. optical loss to the entanglement. Changing the peak voltage to the electro-optical modulator (EOM, as shown

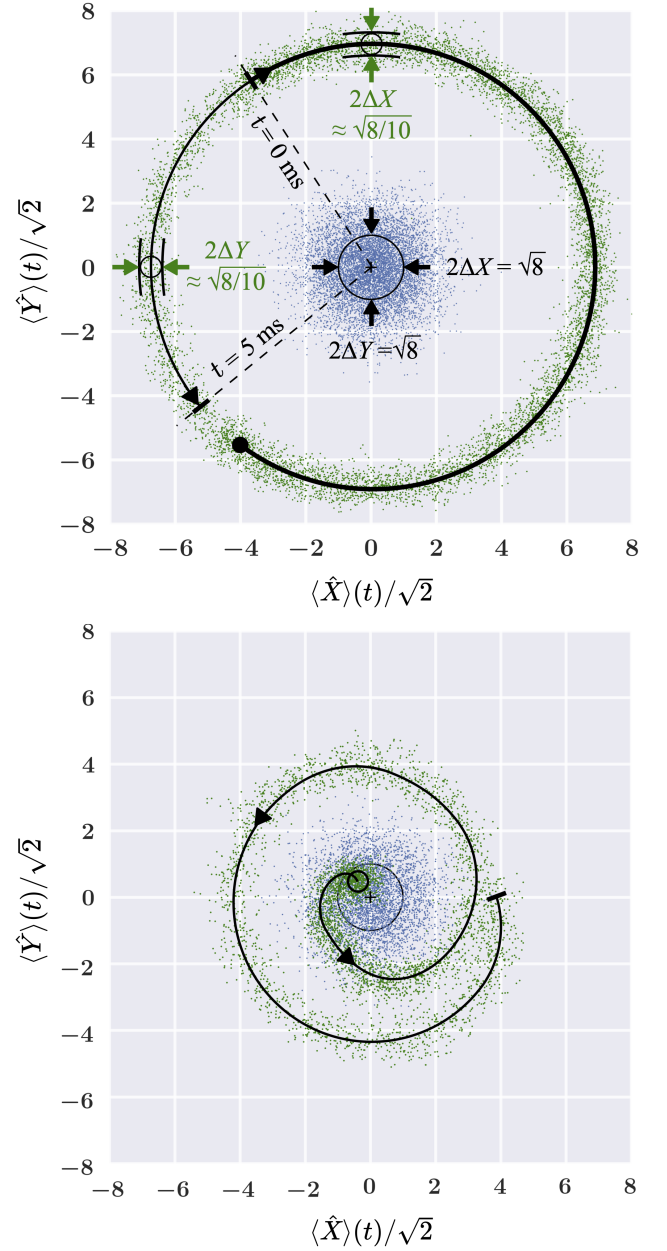


FIG. 4. Example phase-space trajectories of about 5 ms length measured with sub-Heisenberg imprecision (solid line surrounded by green dots) in comparison to measurements on ground states (centred, blue dots). The dots represent single measurements  $((X - X_0)(t_i); (Y + Y_0)(t_i))$  performed at subsequent times  $t_i$ , with  $t_{i+1} - t_i = 10 \mu s$ . (To increase the number of points we superposed 15 and 8 identical measurements, respectively.) The spreads of the data points in the two phase space directions represent the relevant standard deviations of quantum noise in estimating the trajectories. The sub-Heisenberg uncertainty area is revealed by comparing the small circles to larger ones in the centres, which represent the lower bound in Inequality (2). The latter is surpassed by a factor of about ten. The upper trajectory represents a changing type of modulation at constant modulation depth. The bottom one additionally shows a continuously decreasing modulation depth.

in Fig. 2), changed the absolute value of the displacement  $|\alpha|$ . Changing the DC voltage to the piezo-actuated phase-shifter ( $U_1$ ) changed the differential excitation in  $\langle\hat{X}\rangle$  and  $\langle\hat{Y}\rangle$ . The time series produced at BHD<sub>1</sub> and BHD<sub>2</sub> represented simultaneous measurements of the system's conjugate displacement components with respect to the corresponding values of the (entangled) reference. Since  $\langle\hat{X}_0\rangle = \langle\hat{Y}_0\rangle = 0$ , the data serves for monitoring the trajectory  $(\langle\hat{X}\rangle; \langle\hat{Y}\rangle)(t)$ .

**Experimental Results.** Fig. 4 shows two phase-space trajectories  $(\langle\hat{X}\rangle; \langle\hat{Y}\rangle)(t)$  (solid lines) measured with a precision suspending Inequalities (1) and (2). Added are individual data points from simultaneous measurements of  $(X - X_0)(t_i)$  and  $(Y + Y_0)(t_i)$ , when the interrogated system was entangled with the reference system. Also shown are individual data points from simultaneous measurements of  $(X - X_0)(t_i)$  and  $(Y + Y_0)(t_i)$ , when the entanglement source was switched off and the modulations  $\langle\hat{X}\rangle$  and  $\langle\hat{Y}\rangle$  set to zero. These data points accumulated around the phase space origin and was used to derive the factor by which the Inequalities (1) and (2) were surpassed. The standard deviations in  $(X - X_0)(t_i)$  and  $(Y + Y_0)(t_i)$  around the actual phase-space trajectories  $(\langle\hat{X}\rangle; \langle\hat{Y}\rangle)(t)$  (solid line) were reduced by more than  $\sqrt{10}$ . This factor is highlighted by the different radii of the small circles. The phase-space trajectories were thus tracked with an uncertainty product that violated Inequality (2) by slightly more than a factor of 10. As expected, the factor by which Heisenberg's uncertainty limit was surpassed directly corresponded to the strength of the entanglement. Increasing the entanglement strength requires further reduction of optical loss, including further increase of photo-electric detection efficiency [27].

Fig. 4(a) represents a constant modulation depth, while the kind of modulation was continuously changed. The system had a pure amplitude modulation when  $\langle\hat{Y}\rangle(t) = 0$  and a pure phase quadrature modulation when  $\langle\hat{X}\rangle(t) = 0$ . The amplitude of the AC voltage at the EOM ( $U_2$ ) was constant and just the DC voltage at the piezo actuator ( $U_1$ ) continuously changed. The trajectory started at about  $(\langle\hat{X}\rangle; \langle\hat{Y}\rangle) = (-3.7\sqrt{2}; 5.8\sqrt{2})$ , completed almost a full cycle, returned, and stopped at about  $(-5.3\sqrt{2}; -4.3\sqrt{2})$ . The bottom panel shows another example trajectory whose modulation depth also changed, resulting in a phase and amplitude dependent trajectory.

**Discussion and conclusion.** Our experiment demonstrates that any individual measurement of two non-commuting observables at the same time improved when entanglement is exploited. The observables considered are the real and imaginary parts of phase-space displacement, which describe the depths of the amplitude modulation and the phase quadrature around a selected radio frequency of a continuous-wave quasi-monochromatic laser beam. The temporal change of

the modulations depths corresponds to a trajectory in phase space. Our experiment shows that the trajectory can be monitored by a large number of individual measurement pairs with a tenfold reduced imprecision in each of the observables compared with the variances of measurements on the ground state (without entanglement). The reduction factors correspond to the squeeze factor in both observables (10 dB) realised by the entanglement resource. We conclude that the time-varying displacement can in principle be monitored with arbitrary precision without averaging, i.e. even for random walks. We thus further conclude that the often-quoted interpretation of Heisenberg's uncertainty relation 'two non-commuting observables of a quantum system cannot be measured simultaneously with arbitrary precision' is incorrect. In light of our experiment, the statement becomes correct, if completed by '...with respect to a reference system that was or has been coupled to a thermal environment', since in this case the reference system cannot be quantum correlated.

The phase-space displacement in our experiment is overlapped with the entangled fields via a high reflectivity beam splitter. In principle the displacement can also be produced directly in the beam path of one of the entangled states by a combination of an amplitude and a phase modulator, because the entangled states are carried by accompanying monochromatic fields. An important issue is to keep the entanglement decoupled from the environment before the measurement. The reduction factor in the quantum imprecision achieved is of practical significance and support the emergent field of quantum sensing. In gravitational-wave observatories, entangled light provides additional sensitivity improvements compared to squeezed light [3–6] by mitigating disturbances from back-scattered light [8] and from quantum radiation pressure [7, 9, 10]. The setup realised constitutes state of the art quantum optics technology suitable for the generation and detection of Gaussian cluster states for measurement-based quantum computing [11–13].

### Acknowledgment

The authors thank Mikhail Korobko for useful comments on the manuscript.

### Author contributions

J.Z. performed the experiments, analysed the data, and wrote the manuscript. R.S. conceived the experiment, supported data analysis, and wrote the manuscript.

### Competing interests

The authors declare that there are no competing interests.

### Additional information

Supplementary information about quadrature field observables.

## Data availability statement

The data sets generated during the current study are available from the corresponding author on reasonable request.

---

\* roman.schnabel@uni-hamburg.de

- [1] A. Einstein, B. Podolsky, and N. Rosen, “Can Quantum-Mechanical Description of Physical Reality Be Considered Complete?,” *Physical Review*, vol. 47, pp. 777–780, may 1935.
- [2] E. Schrödinger, “Discussion of Probability Relations between Separated Systems,” *Mathematical Proceedings of the Cambridge Philosophical Society*, vol. 31, pp. 555–563, oct 1935.
- [3] J. Abadie *et al.*, “A gravitational wave observatory operating beyond the quantum shot-noise limit,” *Nature Physics*, vol. 7, pp. 962–965, sep 2011.
- [4] M. Tse *et al.*, “Quantum-Enhanced Advanced LIGO Detectors in the Era of Gravitational-Wave Astronomy,” *Physical Review Letters*, vol. 123, p. 231107, dec 2019.
- [5] F. Acernese *et al.*, “Increasing the Astrophysical Reach of the Advanced Virgo Detector via the Application of Squeezed Vacuum States of Light,” *Physical Review Letters*, vol. 123, p. 231108, dec 2019.
- [6] R. Schnabel, N. Mavalvala, D. E. McClelland, and P. K. Lam, “Quantum metrology for gravitational wave astronomy,” *Nature communications*, vol. 1, p. 121, jan 2010.
- [7] Y. Ma, H. Miao, B. H. Pang, M. Evans, C. Zhao, J. Harms, R. Schnabel, and Y. Chen, “Proposal for gravitational-wave detection beyond the standard quantum limit through EPR entanglement,” *Nature Physics*, vol. 13, pp. 776–780, may 2017.
- [8] S. Steinlechner, J. Bauchrowitz, M. Meinders, H. Müller-Ebhardt, K. Danzmann, and R. Schnabel, “Quantum-dense metrology,” *Nature Photonics*, vol. 7, pp. 626–630, jun 2013.
- [9] J. Südbeck, S. Steinlechner, M. Korobko, and R. Schnabel, “Demonstration of interferometer enhancement through Einstein–Podolsky–Rosen entanglement,” *Nature Photonics*, vol. 14, pp. 240–244, apr 2020.
- [10] M. J. Yap, J. Cripe, G. L. Mansell, T. G. McRae, R. L. Ward, B. J. J. Slagmolen, P. Heu, D. Follman, G. D. Cole, T. Corbitt, and D. E. McClelland, “Broadband reduction of quantum radiation pressure noise via squeezed light injection,” *Nature Photonics*, vol. 14, pp. 19–23, jan 2020.
- [11] R. Raussendorf and H. J. Briegel, “A One-Way Quantum Computer,” *Physical Review Letters*, vol. 86, pp. 5188–5191, may 2001.
- [12] J. L. O’Brien, “Optical Quantum Computing,” *Science*, vol. 318, pp. 1567–1570, dec 2007.
- [13] M. V. Larsen, X. Guo, C. R. Breum, J. S. Neergaard-Nielsen, and U. L. Andersen, “Deterministic generation of a two-dimensional cluster state,” *Science*, vol. 366, pp. 369–372, oct 2019.
- [14] W. Heisenberg, “Über den anschaulichen Inhalt der quantentheoretischen Kinematik und Mechanik,” *Zeitschrift für Physik*, vol. 43, pp. 172–198, mar 1927.
- [15] E. H. Kennard, “Zur Quantenmechanik einfacher Bewegungstypen,” *Zeitschrift für Physik*, vol. 44, pp. 326–352, apr 1927.
- [16] H. Weyl, “Quantenmechanik und Gruppentheorie,” *Zeitschrift für Physik*, vol. 46, pp. 1–46, nov 1927.
- [17] H. P. Robertson, “The Uncertainty Principle,” *Physical Review*, vol. 34, pp. 163–164, jul 1929.
- [18] E. Arthurs and J. L. Kelly, “On the Simultaneous Measurement of a Pair of Conjugate Observables,” *Bell System Technical Journal*, vol. 44, pp. 725–729, apr 1965.
- [19] G. M. D’Ariano, P. Lo Presti, and M. G. A. Paris, “Using Entanglement Improves the Precision of Quantum Measurements,” *Physical Review Letters*, vol. 87, p. 270404, dec 2001.
- [20] T. Eberle, V. Händchen, and R. Schnabel, “Stable Control of 10 dB Two-Mode Squeezed Vacuum States of Light,” *Optics Express*, 2013.
- [21] Z. Y. Ou, S. F. Pereira, H. J. Kimble, and K. C. Peng, “Realization of the Einstein–Podolsky–Rosen paradox for continuous variables,” *Physical Review Letters*, vol. 68, pp. 3663–3666, jun 1992.
- [22] W. P. Bowen, R. Schnabel, and P. K. Lam, “Experimental Investigation of Criteria for Continuous Variable Entanglement,” *Physical Review Letters*, vol. 90, no. 4, p. 43601, 2003.
- [23] R. Schnabel, “Squeezed states of light and their applications in laser interferometers,” *Physics Reports*, vol. 684, pp. 1–51, apr 2017.
- [24] C. M. Caves and B. L. Schumaker, “New formalism for two-photon quantum optics. I. Quadrature phases and squeezed states,” *Physical Review A*, vol. 31, pp. 3068–3092, may 1985.
- [25] K. Husimi, “Some formal properties of the density matrix,” *Proc. Phys. Math. Soc. Jpn.*, vol. 22, p. 264, 1940.
- [26] E. P. Wigner, “On the Quantum Correction for Thermodynamic Equilibrium,” in *Part I: Physical Chemistry. Part II: Solid State Physics*, vol. 40, pp. 110–120, Berlin, Heidelberg: Springer Berlin Heidelberg, 1997.
- [27] H. Vahlbruch, M. Mehmet, K. Danzmann, and R. Schnabel, “Detection of 15 dB Squeezed States of Light and their Application for the Absolute Calibration of Photoelectric Quantum Efficiency,” *Physical Review Letters*, vol. 117, p. 110801, sep 2016.
- [28] E. Schrödinger, “Quantisierung als Eigenwertproblem,” *Annalen der Physik*, vol. 79, pp. 361–376, 1926.