

A residual a posteriori error estimate for the time-domain boundary element method

Heiko Gimperlein^{*†} Ceyhun Özdemir^{‡§} David Stark^{*} Ernst P. Stephan[‡]

Abstract

This article investigates residual a posteriori error estimates and adaptive mesh refinements for time-dependent boundary element methods for the wave equation. We obtain reliable estimates for Dirichlet and acoustic boundary conditions which hold for a large class of discretizations. Efficiency of the error estimate is shown for a natural discretization of low order. Numerical examples confirm the theoretical results. The resulting adaptive mesh refinement procedures in $3d$ recover the adaptive convergence rates known for elliptic problems.

Mathematics Subject Classification: 65N38 (primary); 65M15; 35L67 (secondary)

Key words: boundary element method; a posteriori error estimates; adaptive mesh refinements; screen problems; wave equation.

1 Introduction

The efficient numerical treatment of boundary integral equations using adaptive mesh refinement procedures has been extensively investigated for the numerical solution of homogeneous elliptic problems in unbounded domains [11, 13]. See [27] for a recent exposition.

In this article we investigate the extension of the a posteriori error analysis and adaptive mesh refinement procedures to initial-boundary value problems for the wave equation, formulated as boundary integral equations in the time-domain [17, 42]. We prove a reliable a posteriori error estimate of residual type for a large class of conforming discretizations. It is efficient for a time-domain boundary element method on a globally quasi-uniform mesh. The error estimate defines an adaptive mesh refinement procedure, which recovers the convergence rates known for time-independent screen problems.

There has been recent interest in the solution of such problems on adapted meshes. Similar to the elliptic case, singularities of the solution may appear at singular points of the boundary, as discussed in [32, 33, 36], and in trapping regions. For finite element methods,

^{*}Maxwell Institute for Mathematical Sciences and Department of Mathematics, Heriot-Watt University, Edinburgh, EH14 4AS, United Kingdom, email: h.gimperlein@hw.ac.uk.

[†]Institute for Mathematics, University of Paderborn, Warburger Str. 100, 33098 Paderborn, Germany.

[‡]Institute of Applied Mathematics, Leibniz University Hannover, 30167 Hannover, Germany.

[§]Institute for Mechanics, Graz University of Technology, 8010 Graz, Austria.

H. G. acknowledges partial support by ERC Advanced Grant HARG 268105 and the EPSRC Impact Acceleration Account. C. Ö. was supported by a scholarship of the Avicenna Foundation.

Müller and Schwab used the analytical results to recover quasi-optimal convergence rates on time-independent graded meshes in $2d$ polygons. For boundary element methods in $3d$ time-independent graded meshes have been shown to recover quasi-optimal convergence rates for edge and corner singularities [22]. First steps towards time-adaptivity for singular temporal behavior are due to Sauter and Veit [40] in 3 dimensions, and also convolution quadrature methods with graded, non-adaptively chosen time steps have been studied, for example in [41]. Gläflke [26] showed first results towards space-time refinements in 2 dimensions, and in unpublished work Abboud uses ZZ error indicators for computations with space-adaptive mesh refinements for screen problems.

The above works have shown the relevance of time-independent adapted meshes not only in simple convex domains, but in realistic complex, heterogeneous geometries. For the noise emission of car tires [7, 24] the sound amplification in the cuspidal, non-convex horn geometry between tire and road crucially determines the emitted sound. Time-independent meshes graded into the horn are needed for the accurate computation of the sound emission characteristics, due to the complexity of the geometry, even for a constant-coefficient PDE [22]. Adaptive meshes are expected to be of use in more general heterogeneous geometries, where the time-averaged indicators resolve persistent spatial inhomogeneities of the solution such as in the current article. The error estimates presented in this article apply to meshes locally refined in both space and time. In 2d, [26] uses such refinements to resolve space-time singularities, such as travelling wave fronts, with space-time adaptive mesh refinements. The approach requires to assemble $n + 1$ matrices in the n -th time step, and a feasible 3d implementation will require major algorithmic considerations in future work. In this article we focus on adaptive procedures for heterogeneous geometries, as a key step towards general space-time singularities in 3d. It complements the work on adaptive time-stepping for a fixed spatial mesh by other authors [40].

To describe the main results, we consider the wave equation

$$\partial_t^2 u - \Delta u = 0, \quad u = 0 \quad \text{for } t \leq 0,$$

in the complement $\mathbb{R}^d \setminus \overline{\Omega}$ of a polyhedral domain or screen, with an emphasis on the challenging case $d = 3$. On the boundary $\Gamma = \partial\Omega$ both Dirichlet and acoustic boundary conditions,

$$u = f, \quad \text{respectively} \quad \partial_\nu u - \alpha \partial_t u = f,$$

are considered. Here f is given, ν is the outer unit normal vector to Γ , and $0 < \alpha, \alpha^{-1} \in L^\infty(\Gamma)$.

Following Bamberger and Ha Duong [5], we recast the boundary problem as a time dependent boundary integral equation. The Dirichlet problem is equivalent to a hyperbolic variant of Symm's integral equation:

$$\mathcal{V}\phi(t, x) = \int_{\mathbb{R}^+} \int_{\Gamma} G(t - \tau, x, y) \phi(\tau, y) \, ds_y \, d\tau = f(t, x). \quad (1)$$

Here ϕ is sought in a space-time anisotropic Sobolev space $H_\sigma^1(\mathbb{R}^+, \tilde{H}^{-\frac{1}{2}}(\Gamma))$, and G is a fundamental solution of the wave equation,

$$G(t - s, x, y) = \frac{H(t - s - |x - y|)}{2\pi\sqrt{(t - s)^2 + |x - y|^2}} \quad \text{in 2d,} \quad (2)$$

$$G(t - s, x, y) = \frac{\delta(t - s - |x - y|)}{4\pi|x - y|} \quad \text{in 3d.} \quad (3)$$

Here H is the Heaviside function and δ the Dirac distribution. Our results apply, in particular, to a Galerkin discretization of the weak form of (1) in a subspace $V \subset H_\sigma^1(\mathbb{R}^+, \tilde{H}^{-\frac{1}{2}}(\Gamma))$,

$$\int_{\mathbb{R}^+} \int_{\Gamma} \mathcal{V} \partial_t \phi(t, x) \psi(t, x) ds_x d_\sigma t = \int_{\mathbb{R}^+} \int_{\Gamma} \partial_t f(t, x) \psi(t, x) ds_x d_\sigma t, \quad (4)$$

$d_\sigma t = e^{-2\sigma t} dt$ with $\sigma > 0$. For computations we consider subspaces $V = V_{h, \Delta t}^{p, q}$ of tensor products of piecewise polynomials in space and time, defined in Section 2. But also time discretizations based on smooth functions are of interest [40].

This article shows that norms of the residual give upper and lower bounds for the error. The upper bound (5) holds for arbitrary discretizations, not only the Galerkin method (4), and for general meshes:

Theorem A: *Let $\phi \in H_\sigma^1(\mathbb{R}^+, \tilde{H}^{-\frac{1}{2}}(\Gamma))$ be the solution to (4), and let $\phi_{h, \Delta t} \in H_\sigma^1(\mathbb{R}^+, H^{-\frac{1}{2}}(\Gamma))$ such that $\mathcal{R} = \partial_t f - \mathcal{V} \partial_t \phi_{h, \Delta t} \in H_\sigma^0(\mathbb{R}^+, H^1(\Gamma))$. Then*

$$\|\phi - \phi_{h, \Delta t}\|_{0, -\frac{1}{2}, \Gamma, *}^2 \lesssim \sum_{i, \Delta} \max\{(\Delta t)_i, h_\Delta\} \|\mathcal{R}\|_{0, 1, [t_i, t_{i+1}) \times \Delta}^2. \quad (5)$$

Let Γ be closed and polyhedral. For a globally quasi-uniform mesh on Γ , let $V = W_{h, \Delta t}^0$ the tensor product of cubic splines in time with piecewise constant functions in space. If $\phi_{h, \Delta t} \in V$ is a Galerkin solution of (4) in V and $\phi \in H_\sigma^2(\mathbb{R}^+, H^{-\frac{1}{2}}(\Gamma))$, then for every $\epsilon > 0$

$$\max\{\Delta t, h\} \|\mathcal{R}\|_{0, 1-\epsilon, \Gamma}^2 \lesssim \|\phi - \phi_{h, \Delta t}\|_{2, -\frac{1}{2}, \Gamma}^2. \quad (6)$$

The upper bound (5) is obtained in Corollary 4.5, the lower bound (6) in Theorems 5.1 and 6.1. Our numerical results illustrate the a posteriori error estimate of Theorem A for time-domain boundary elements based on (4).

Note the loss of time derivatives between the upper and lower bound of the error, in the first Sobolev index. The loss is well-known for error estimates for hyperbolic problems [30], but see [44] for current work on a different inf-sup stable bilinear form. Our arguments generalize to give reliable a posteriori estimates for the acoustic boundary problem, see Section 3.2.

The residual error estimate from Theorem A is used to define adaptive mesh refinements in space, based on the four steps Solve, Estimate, Mark, Refine. Numerical experiments confirm the efficiency and reliability of the estimate in examples. For screen problems, where the geometric singularities pose the greatest numerical challenges, they recover the convergence rates known for elliptic problems.

Our analysis is in line with recent theoretical progress on time domain boundary element methods. Joly and Rodriguez [31] discuss practical Galerkin implementations with weight $\sigma = 0$, as opposed to theoretically justified weight functions. Aimi, Diligenti and collaborators use formulations directly related to the conserved energy of the wave equation on a finite time interval $[0, T]$ [1, 2, 3, 4]. At the expense of a slightly more involved weak formulation, the intrinsic coercivity implies the stability and convergence of these methods, rigorously proven for wave problems in a half-space. A detailed exposition of the mathematical background of time domain integral equations and their discretizations is available

in the monograph by Sayas [42], including methods based on convolution quadrature. See [17, 30] for more concise introductions.

This current work builds on the numerical analysis of adaptive boundary element methods for the Laplace equation, both for Symm's integral equation and the hypersingular equation [11, 13, 14, 15]. Work on different types of error indicators in the time-independent case includes ZZ [12] and Faermann indicators [18, 19]. Our numerical examples for screens builds on the work by Becache and Ha Duong for crack problems in the time domain [8, 9, 29]. A comparison of different indicators in the time-domain will be the subject of future research.

Structure of this article: Section 2 recalls the boundary integral operators associated to the wave equation as well as their mapping properties between suitable space-time anisotropic Sobolev spaces. The Sobolev spaces are discretized using tensor products of piecewise polynomials in space and time. Section 3 presents a corresponding space-time discretization for the formulation of the Dirichlet problem in terms of the single layer operator and derives a reliable a posteriori error estimate in a simple setting, for globally quasi-uniform meshes, using a canonical approach which readily adapts to other settings. A second subsection analyzes an acoustic boundary problem, a system of equations involving in addition the double layer, adjoint double layer and hypersingular operators. Section 4 then localizes the space-time Sobolev norm to derive the upper estimate for the Dirichlet problem for arbitrary meshes in Theorem A. The upper estimates are complemented by a lower bound for the error of a Galerkin approximation on globally quasi-uniform meshes in Section 5. The final step of this proof is a lower bound for the best approximation in Section 6. Section 7 discusses details of the implementation, and the algorithmic challenges towards efficient space-time adaptive codes in 3d are outlined in Section 8. Section 9 finally presents numerical experiments which confirm the theoretical results. An appendix shows relevant mapping properties of the boundary integral operators for Sobolev exponents also outside the energy space, Theorem 2.3.

Notation: We write $f \lesssim g$ provided there exists a constant C such that $f \leq Cg$. If the constant C is allowed to depend on a parameter σ , we write $f \lesssim_\sigma g$.

2 Preliminaries and discretization

In addition to the single layer operator \mathcal{V} , for acoustic boundary problems we require its normal derivative \mathcal{K}' , the double layer operator \mathcal{K} and hypersingular operator \mathcal{W} for $x \in \Gamma$, $t > 0$:

$$\mathcal{K}\varphi(t, x) = \int_{\mathbb{R}^+} \int_{\Gamma} \frac{\partial G}{\partial n_y}(t - \tau, x, y) \varphi(\tau, y) ds_y d\tau, \quad (7)$$

$$\mathcal{K}'\varphi(t, x) = \int_{\mathbb{R}^+} \int_{\Gamma} \frac{\partial G}{\partial n_x}(t - \tau, x, y) \varphi(\tau, y) ds_y d\tau, \quad (8)$$

$$\mathcal{W}\varphi(t, x) = - \int_{\mathbb{R}^+} \int_{\Gamma} \frac{\partial^2 G}{\partial n_x \partial n_y}(t - \tau, x, y) \varphi(\tau, y) ds_y d\tau. \quad (9)$$

Space-time anisotropic Sobolev spaces on the boundary Γ provide a convenient setting to study the mapping properties of layer potentials. See [30, 23] for a detailed exposition. To define them, if $\partial\Gamma \neq \emptyset$, first extend Γ to a closed, orientable Lipschitz manifold $\tilde{\Gamma}$.

On Γ one defines the usual Sobolev spaces of supported distributions:

$$\tilde{H}^s(\Gamma) = \{u \in H^s(\tilde{\Gamma}) : \text{supp } u \subset \bar{\Gamma}\} , \quad s \in \mathbb{R} .$$

Furthermore, $H^s(\Gamma)$ is the quotient space $H^s(\tilde{\Gamma})/\tilde{H}^s(\tilde{\Gamma} \setminus \bar{\Gamma})$.

To write down an explicit family of Sobolev norms, introduce a partition of unity α_i subordinate to a covering of $\tilde{\Gamma}$ by open sets B_i . For diffeomorphisms φ_i mapping each B_i into the unit cube $\subset \mathbb{R}^n$, a family of Sobolev norms is induced from \mathbb{R}^n , with parameter $\omega \in \mathbb{C} \setminus \{0\}$:

$$\|u\|_{s,\omega,\tilde{\Gamma}} = \left(\sum_{i=1}^p \int_{\mathbb{R}^n} (|\omega|^2 + |\xi|^2)^s |\mathcal{F}\{(\alpha_i u) \circ \varphi_i^{-1}\}(\xi)|^2 d\xi \right)^{\frac{1}{2}} .$$

The norms for different $\omega \in \mathbb{C} \setminus \{0\}$ are equivalent and \mathcal{F} denotes the Fourier transform. They induce norms on $H^s(\Gamma)$, $\|u\|_{s,\omega,\Gamma} = \inf_{v \in \tilde{H}^s(\tilde{\Gamma} \setminus \bar{\Gamma})} \|u + v\|_{s,\omega,\tilde{\Gamma}}$ and on $\tilde{H}^s(\Gamma)$, $\|u\|_{s,\omega,\Gamma,*} = \|e_+ u\|_{s,\omega,\tilde{\Gamma}}$. We write $H_\omega^s(\Gamma)$ for $H^s(\Gamma)$, respectively $\tilde{H}_\omega^s(\Gamma)$ for $\tilde{H}^s(\Gamma)$, when a norm with a specific ω is fixed. e_+ extends the distribution u by 0 from Γ to $\tilde{\Gamma}$. As the norm $\|u\|_{s,\omega,\Gamma,*}$ corresponds to extension by zero, while $\|u\|_{s,\omega,\Gamma}$ allows extension by an arbitrary v , $\|u\|_{s,\omega,\Gamma,*}$ is stronger than $\|u\|_{s,\omega,\Gamma}$. Like in the time-independent case the norms are not equivalent whenever $s \in \frac{1}{2} + \mathbb{Z}$ [27].

We now define a class of space-time anisotropic Sobolev spaces:

Definition 2.1. For $\sigma > 0$ and $r, s \in \mathbb{R}$ define

$$\begin{aligned} H_\sigma^r(\mathbb{R}^+, H^s(\Gamma)) &= \{u \in \mathcal{D}'_+(H^s(\Gamma)) : e^{-\sigma t} u \in \mathcal{S}'_+(H^s(\Gamma)) \text{ and } \|u\|_{r,s,\sigma,\Gamma} < \infty\} , \\ H_\sigma^r(\mathbb{R}^+, \tilde{H}^s(\Gamma)) &= \{u \in \mathcal{D}'_+(\tilde{H}^s(\Gamma)) : e^{-\sigma t} u \in \mathcal{S}'_+(\tilde{H}^s(\Gamma)) \text{ and } \|u\|_{r,s,\sigma,\Gamma,*} < \infty\} . \end{aligned}$$

$\mathcal{D}'_+(E)$ respectively $\mathcal{S}'_+(E)$ denote the spaces of distributions, respectively tempered distributions, on \mathbb{R} with support in $[0, \infty)$, taking values in a Hilbert space E . Here we consider $E = H^s(\Gamma)$, respectively $E = \tilde{H}^s(\Gamma)$. The relevant norms are given by

$$\begin{aligned} \|u\|_{r,s,\sigma} &:= \|u\|_{r,s,\sigma,\Gamma} = \left(\int_{-\infty+i\sigma}^{+\infty+i\sigma} |\omega|^{2r} \|\hat{u}(\omega)\|_{s,\omega,\Gamma}^2 d\omega \right)^{\frac{1}{2}} , \\ \|u\|_{r,s,\sigma,*} &:= \|u\|_{r,s,\sigma,\Gamma,*} = \left(\int_{-\infty+i\sigma}^{+\infty+i\sigma} |\omega|^{2r} \|\hat{u}(\omega)\|_{s,\omega,\Gamma,*}^2 d\omega \right)^{\frac{1}{2}} . \end{aligned}$$

They are Hilbert spaces, and we note that the basic case $r = s = 0$ is the weighted L^2 -space with scalar product $\langle u, v \rangle_\sigma := \int_0^\infty e^{-2\sigma t} \int_\Gamma u \bar{v} ds_x dt$. Because Γ is Lipschitz, like in the case of standard Sobolev spaces these spaces are independent of the choice of α_i and φ_i when $|s| \leq 1$.

Using variational arguments, precise mapping properties are well-known for the layer potentials between Sobolev spaces related to the energy. Such estimates have been derived, for example, in [5, 6, 17, 28, 30], see [26] for the precise statement here.

Theorem 2.2. *The following operators are continuous for $r \in \mathbb{R}$:*

$$\begin{aligned} \mathcal{V} &: H_\sigma^{r+1}(\mathbb{R}^+, \tilde{H}^{-\frac{1}{2}}(\Gamma)) \rightarrow H_\sigma^r(\mathbb{R}^+, H^{\frac{1}{2}}(\Gamma)) , \\ \mathcal{K}' &: H_\sigma^{r+1}(\mathbb{R}^+, \tilde{H}^{-\frac{1}{2}}(\Gamma)) \rightarrow H_\sigma^r(\mathbb{R}^+, H^{-\frac{1}{2}}(\Gamma)) , \\ \mathcal{K} &: H_\sigma^{r+1}(\mathbb{R}^+, \tilde{H}^{\frac{1}{2}}(\Gamma)) \rightarrow H_\sigma^r(\mathbb{R}^+, H^{\frac{1}{2}}(\Gamma)) , \\ \mathcal{W} &: H_\sigma^{r+1}(\mathbb{R}^+, \tilde{H}^{\frac{1}{2}}(\Gamma)) \rightarrow H_\sigma^r(\mathbb{R}^+, H^{-\frac{1}{2}}(\Gamma)) . \end{aligned}$$

See also [31] for a detailed discussion of the mapping properties and [44] for an alternative scale of Sobolev spaces, in both references for Sobolev exponents related to the energy. In the appendix we extend classical arguments for the Laplace equation [16] to show the following mapping properties also for exponents not related to the energy, as relevant to this article:

Theorem 2.3. *The following operators are continuous for $r \in \mathbb{R}$, $s \in (-\frac{1}{2}, \frac{1}{2})$:*

$$\begin{aligned}\mathcal{V} &: H_\sigma^{r+1}(\mathbb{R}^+, \tilde{H}^{-\frac{1}{2}+s}(\Gamma)) \rightarrow H_\sigma^r(\mathbb{R}^+, H^{\frac{1}{2}+s}(\Gamma)) , \\ \mathcal{K}' &: H_\sigma^{r+1}(\mathbb{R}^+, \tilde{H}^{-\frac{1}{2}+s}(\Gamma)) \rightarrow H_\sigma^r(\mathbb{R}^+, H^{-\frac{1}{2}+s}(\Gamma)) , \\ \mathcal{K} &: H_\sigma^{r+2}(\mathbb{R}^+, \tilde{H}^{\frac{1}{2}+s}(\Gamma)) \rightarrow H_\sigma^r(\mathbb{R}^+, H^{\frac{1}{2}+s}(\Gamma)) , \\ \mathcal{W} &: H_\sigma^{r+2}(\mathbb{R}^+, \tilde{H}^{\frac{1}{2}+s}(\Gamma)) \rightarrow H_\sigma^r(\mathbb{R}^+, H^{-\frac{1}{2}+s}(\Gamma)) .\end{aligned}$$

If Γ is $C^{1,\alpha}$ for some $\alpha > 0$, the operators are continuous for $s \in [-\frac{1}{2}, \frac{1}{2}]$.

For Lipschitz Γ , the end point estimate $s = \pm\frac{1}{2}$ is known for elliptic problems, from a deep result by Verchota [47]. Its extension to the wave equation is beyond the scope of this article and will be pursued elsewhere. When $\Omega = \mathbb{R}_+^n$, Fourier methods yield improved estimates for \mathcal{V} and \mathcal{W} :

Theorem 2.4 ([29], pp. 503-506). *The following operators are continuous for $r, s \in \mathbb{R}$:*

$$\begin{aligned}\mathcal{V} &: H_\sigma^{r+\frac{1}{2}}(\mathbb{R}^+, \tilde{H}^s(\Gamma)) \rightarrow H_\sigma^r(\mathbb{R}^+, H^{s+1}(\Gamma)) , \\ \mathcal{W} &: H_\sigma^r(\mathbb{R}^+, \tilde{H}^s(\Gamma)) \rightarrow H_\sigma^r(\mathbb{R}^+, H^{s-1}(\Gamma)) .\end{aligned}$$

See also [31] for a recent discussion of mapping properties.

For simplicity, we assume that the hypersurface Γ consists of triangular faces Γ_i , $\Gamma = \bigcup_{i=1}^{N_s} \Gamma_i$. Denote by h_i the diameter of Γ_i , $h = \max_i h_i$. We choose a basis $\{\varphi_j^p\}$ of the space V_h^p of piecewise polynomial functions of degree $p \geq 0$ (continuous if $p \geq 1$).

For the time discretization we consider a decomposition of the time interval \mathbb{R}^+ into subintervals $I_n = [t_{n-1}, t_n)$ with time step $|I_n| = (\Delta t)_n$, $n = 0, 1, \dots$. Let $\Delta t = \sup_n (\Delta t)_n$. We denote by $\{\beta^{j,q}\}$ a corresponding basis of the space $V_{\Delta t}^q$ of piecewise polynomial functions of degree of $q \geq 0$ (continuous and vanishing at $t = 0$ if $q \geq 1$). In addition to $V_{\Delta t}^q$ we also require the space $W_{\Delta t} \subset V_{\Delta t}^3$ of cubic splines.

The space-time cylinder $\mathbb{R}^+ \times \Gamma$ is discretized by local tensor products $V_{h,\Delta t}^{p,q}$ in space and time. In the most general case $\mathbb{R}^+ \times \Gamma = \bigcup_i S_i$ is a disjoint union of space-time elements $S_i = [t_i^1, t_i^2] \times \Gamma_i$ for some triangles Γ_i and time steps t_i^1, t_i^2 . We will call $\bigcup_i S_i$ shape regular if there are constants \underline{c}, \bar{c} such that $\underline{c}h_i^2 \leq |\Gamma_i| \leq \bar{c}h_i^2$ for all i . The discrete function space $V_{h,\Delta t}^{p,q}$ consists of functions which restricted to S_i are products of a polynomial of degree $p \geq 0$ in space and a polynomial of degree $q \geq 0$ in time, continuous in space if $p \geq 1$ and continuous and vanishing at $t = 0$ if $q \geq 1$.

We shall particularly focus on the case where the temporal mesh is the same for all triangles, $\mathbb{R}^+ \times \Gamma = \bigcup_{j,k} [t_{j-1}, t_j] \times \Gamma_k^j$, so that for all j , $\bigcup_k \Gamma_k^j$ is a triangulation of Γ . In this case a basis for $V_{h,\Delta t}^{p,q}$ is given by tensor products $\beta^{j,q}(t)\varphi_k^{j,p}(x)$.

The space-time meshes generated by the adaptive mesh refinements considered below are always a *refinement* of such a product mesh $\bigcup_{j,k} [t_{j-1}, t_j] \times \Gamma_k^j$, but not necessarily

themselves a product mesh. Here, we may consider the orthogonal projections $\Pi_{\Delta t}$ from $L^2(\mathbb{R}_+)$ to $V_{\Delta t}^q$, resp. Π_h from $L^2(\Gamma)$ to V_h^p . See [23] for a discussion of their properties and those of their composition $\Pi_{\Delta t}\Pi_h$. Furthermore, we define $W_{h,\Delta t}^p = V_h^p \otimes W_{\Delta t}$.

Note the following approximation properties for such meshes, see also Proposition 3.54 of [26]:

Lemma 2.5. *Let $f \in H_\sigma^r(\mathbb{R}^+, H^m(\Gamma) \cap \tilde{H}^s(\Gamma))$, $0 < m \leq q+1$, $0 < r \leq p+1$, $s \leq r$, $|l| \leq \frac{1}{2}$ such that $ls \geq 0$. Then there exists $f_{h,\Delta t} = \Pi_{\Delta t}\Pi_h f$ such that for all $l, s \leq 0$*

$$\|f - f_{h,\Delta t}\|_{s,l,\Gamma} \leq C(h^\alpha + (\Delta t)^\beta) \|f\|_{r,m,\Gamma},$$

where $\alpha = \min\{m-l, m - \frac{m(l+s)}{m+r}\}$, $\beta = \min\{m+r-(l+s), m+r - \frac{m+r}{m}l\}$. If $l, s > 0$, $\beta = m+r-(l+s)$.

3 A posteriori error estimates – reliability

3.1 Dirichlet problem

We recall the basic properties of the bilinear form

$$B_D(\phi, \psi) = \int_{\mathbb{R}^+} \int_{\Gamma} \nu \partial_t \phi(t, x) \psi(t, x) ds_x d_\sigma t$$

of the Dirichlet problem.

As shown in [30], the bilinear form is continuous, and also weakly coercive:

Proposition 3.1. *For every $\phi, \psi \in H_\sigma^1(\mathbb{R}^+, H^{-\frac{1}{2}}(\Gamma))$ there holds:*

$$|B_D(\phi, \psi)| \lesssim \|\phi\|_{1, -\frac{1}{2}, \Gamma, *} \|\psi\|_{1, -\frac{1}{2}, \Gamma, *}$$

and

$$\|\phi\|_{0, -\frac{1}{2}, \Gamma, *}^2 \lesssim B_D(\phi, \phi).$$

Note the loss of a time derivative between the upper and lower estimates. Alternative inf-sup stable bilinear forms for the Dirichlet problem are the content of current work [44].

We consider a conforming Galerkin discretization of the Dirichlet problem (4) in a subspace $V \subset H_\sigma^1(\mathbb{R}^+, \tilde{H}^{-\frac{1}{2}}(\Gamma))$, which reads as follows: Find $\phi_{h,\Delta t} \in V$ such that

$$B_D(\phi_{h,\Delta t}, \psi_{h,\Delta t}) = \langle \partial_t f, \psi_{h,\Delta t} \rangle, \quad (10)$$

for all $\psi_{h,\Delta t} \in V$.

The well-posedness of the continuous and discretized problems are a basic consequence of Proposition 3.1:

Corollary 3.2. *Let $f \in H_\sigma^2(\mathbb{R}^+, H^{\frac{1}{2}}(\Gamma))$. Then the Dirichlet problem (4) and its discretization (10) admit unique solutions $\phi \in H_\sigma^1(\mathbb{R}^+, \tilde{H}^{-\frac{1}{2}}(\Gamma))$, $\phi_{h,\Delta t} \in V$, and the estimates*

$$\|\phi\|_{1, -\frac{1}{2}, \Gamma, *}, \|\phi_{h,\Delta t}\|_{1, -\frac{1}{2}, \Gamma, *} \lesssim \|f\|_{2, \frac{1}{2}, \Gamma}$$

hold.

We note the Galerkin orthogonality:

$$B_D(\phi - \phi_{h,\Delta t}, \psi_{h,\Delta t}) = 0 \quad \forall \psi_{h,\Delta t} \in V.$$

Using ideas going back to Carstensen [11] and Carstensen and Stephan [13] for the boundary element method for elliptic problems, we obtain an a posteriori error estimate for the Galerkin solution to the Dirichlet problem on globally quasi-uniform meshes.

Theorem 3.3. *Given $V = V_{h,\Delta t}^{p,q}$ associated to a globally quasi-uniform discretization of Γ , let $\phi \in H_\sigma^1(\mathbb{R}^+, \tilde{H}^{-\frac{1}{2}}(\Gamma))$, $\phi_{h,\Delta t} \in V$ the solutions to (4), resp. (10). Assume that $\mathcal{R} = \partial_t f - \mathcal{V}\partial_t \phi_{h,\Delta t} \in H_\sigma^0(\mathbb{R}^+, H^1(\Gamma))$. Then*

$$\begin{aligned} \|\phi - \phi_{h,\Delta t}\|_{0,-\frac{1}{2},\Gamma,*}^2 &\lesssim \|\mathcal{R}\|_{0,1,\Gamma} (\Delta t \|\partial_t \mathcal{R}\|_{0,0,\Gamma} + \|h \cdot \nabla \mathcal{R}\|_{0,0,\Gamma}) \\ &\lesssim \max\{\Delta t, h\} (\|\partial_t \mathcal{R}\|_{0,0,\Gamma}^2 + \|\nabla \mathcal{R}\|_{0,0,\Gamma}^2). \end{aligned}$$

Remark 3.4. *The estimate generalizes to arbitrary subspaces V in place of $V_{h,\Delta t}^{p,q}$, in particular discretizations with smooth ansatz functions in time are of interest [40].*

a) *With the endpoint estimate in Theorem 2.3, the single-layer potential maps $H_\sigma^1(\mathbb{R}^+, L^2(\Gamma))$ continuously to $H_\sigma^0(\mathbb{R}^+, H^1(\Gamma))$, and $\mathcal{V}\dot{\phi}_{h,\Delta t}$ belongs to $H_\sigma^0(\mathbb{R}^+, H^1(\Gamma))$ if, for example, $\phi_{h,\Delta t} \in H_\sigma^2(\mathbb{R}^+, L^2(\Gamma))$. The a posteriori estimate is therefore valid for discretizations by piecewise constant functions in space and C^1 -continuous splines in time. In practice, as noted in [31], the loss of time derivatives in the mapping properties of Theorems 2.2 and 2.3 is not sharp, and $\mathcal{R} \in H_\sigma^0(\mathbb{R}^+, H^1(\Gamma))$ can also be expected for lower-order discretizations in time.*

b) *In practice, we will here use $\Delta t \|\partial_t \mathcal{R}\|_{0,0,\Gamma} + \|h \cdot \nabla \mathcal{R}\|_{0,0,\Gamma}$ as an error indicator.*

Proof. We first note that for all $\psi_{h,\Delta t} \in V_{h,\Delta t}^{p,q}$

$$\begin{aligned} \|\phi - \phi_{h,\Delta t}\|_{0,-\frac{1}{2},\Gamma,*}^2 &\lesssim B_D(\phi - \phi_{h,\Delta t}, \phi - \phi_{h,\Delta t}) \\ &= \int_{\mathbb{R}^+} \int_{\Gamma} \partial_t f(\phi - \phi_{h,\Delta t}) \, ds_x \, d_\sigma t - B_D(\phi_{h,\Delta t}, \phi - \phi_{h,\Delta t}) \\ &= \int_{\mathbb{R}^+} \int_{\Gamma} \partial_t f(\phi - \psi_{h,\Delta t}) \, ds_x \, d_\sigma t - B_D(\phi_{h,\Delta t}, \phi - \psi_{h,\Delta t}) \\ &= \int_{\mathbb{R}^+} \int_{\Gamma} (\partial_t f - \mathcal{V}\partial_t \phi_{h,\Delta t})(\phi - \psi_{h,\Delta t}) \, ds_x \, d_\sigma t. \end{aligned}$$

The last term may be estimated by:

$$\int_{\mathbb{R}^+} \int_{\Gamma} (\partial_t f - \mathcal{V}\dot{\phi}_{h,\Delta t})(\phi - \psi_{h,\Delta t}) \, ds_x \, d_\sigma t \leq \|\mathcal{R}\|_{0,\frac{1}{2},\Gamma} \|\phi - \psi_{h,\Delta t}\|_{0,-\frac{1}{2},\Gamma,*}.$$

We use $\psi_{h,\Delta t} = \phi_{h,\Delta t}$ together with the interpolation inequality

$$\|\mathcal{R}\|_{0,\frac{1}{2},\Gamma}^2 \leq \|\mathcal{R}\|_{0,0,\Gamma} \|\mathcal{R}\|_{0,1,\Gamma}.$$

As the residual is perpendicular to $V_{h,\Delta t}^{p,q}$,

$$\|\mathcal{R}\|_{0,0,\Gamma}^2 = \langle \mathcal{R}, \mathcal{R} \rangle = \langle \mathcal{R}, \mathcal{R} - \tilde{\psi}_{h,\Delta t} \rangle \leq \|\mathcal{R}\|_{0,0,\Gamma} \|\mathcal{R} - \tilde{\psi}_{h,\Delta t}\|_{0,0,\Gamma}$$

for all $\tilde{\psi}_{h,\Delta t} \in V_{h,\Delta t}^{p,q}$, we obtain

$$\|\mathcal{R}\|_{0,0,\Gamma} \leq \inf\{\|\mathcal{R} - \tilde{\psi}_{h,\Delta t}\|_{0,0,\Gamma} : \tilde{\psi}_{h,\Delta t} \in V_{h,\Delta t}^{p,q}\}.$$

Choosing $\tilde{\psi}_{h,\Delta t} = \Pi_{\Delta t} \Pi_h \mathcal{R}$, based on the interpolation operator defined earlier, we obtain

$$\|\mathcal{R}\|_{0,0,\Gamma} \lesssim \Delta t \|\partial_t \mathcal{R}\|_{0,0,\Gamma} + \|h \cdot \nabla \mathcal{R}\|_{0,0,\Gamma}.$$

The theorem follows. \square

3.2 Acoustic boundary problems

Recall the wave equation with inhomogeneous acoustic boundary conditions

$$\partial_t^2 u - \Delta u = 0 \text{ on } \mathbb{R}_+ \times \mathbb{R}^d \setminus \overline{\Omega}, \quad \partial_\nu u - \alpha \partial_t u = f \text{ on } \mathbb{R}_+ \times \Gamma, \quad u = 0 \text{ for } t \leq 0.$$

For scattering problems $f = -\partial_\nu u_{inc} + \alpha \partial_t u_{inc}$ is determined from an incoming wave u_{inc} . For a finite or infinite time interval $[0, T]$ we introduce the bilinear form

$$a_T((\varphi, p), (\psi, q)) = \int_0^T \int_\Gamma \left(\alpha \dot{\varphi} \dot{\psi} + \frac{1}{\alpha} p q + \mathcal{K}' p \dot{\psi} - \mathcal{W} \varphi \dot{\psi} + \mathcal{V} \dot{p} q + K \dot{\varphi} q \right) ds_x dt. \quad (11)$$

With

$$l(\psi, q) = \int_0^T \int_\Gamma F \dot{\psi} ds_x dt + \int_0^T \int_\Gamma \frac{G q}{\alpha} ds_x dt, \quad (12)$$

where $F = -2\partial_\nu u_{inc}$, $G = -2\alpha \partial_t u_{inc}$, we consider the variational formulation for the wave equation in \mathbb{R}^d with acoustic boundary conditions on Γ :

Find $(\varphi, p) \in H^1([0, T], \tilde{H}^{\frac{1}{2}}(\Gamma)) \times H^1([0, T], L^2(\Gamma))$ such that

$$a_T((\varphi, p), (\psi, q)) = l(\psi, q) \quad (13)$$

for all $(\psi, q) \in H^1([0, T], \tilde{H}^{\frac{1}{2}}(\Gamma)) \times H^1([0, T], L^2(\Gamma))$.

Note that σ may be set to 0 in the definition of the Sobolev spaces when $T < \infty$. The acoustic problem is equivalent to the wave equation with acoustic boundary conditions [30]. Its discretization reads:

Find $(\varphi_{h,\Delta t}, p_{h,\Delta t}) \in V_{h,\Delta t}^{p_1,q_1} \times V_{h,\Delta t}^{p_2,q_2}$ such that

$$a_T((\varphi_{h,\Delta t}, p_{h,\Delta t}), (\psi_{h,\Delta t}, q_{h,\Delta t})) = l(\psi_{h,\Delta t}, q_{h,\Delta t}) \quad (14)$$

for all $(\psi_{h,\Delta t}, q_{h,\Delta t}) \in V_{h,\Delta t}^{p_1,q_1} \times V_{h,\Delta t}^{p_2,q_2}$.

The following well-posedness holds:

Proposition 3.5. *Let $F \in H^2([0, T], H^{-\frac{1}{2}}(\Gamma))$, $G \in H^1([0, T], H^0(\Gamma))$. Then the weak form (13) of the acoustic problem and its discretization (14) admit unique solutions $(\varphi, p) \in H^1([0, T], \tilde{H}^{\frac{1}{2}}(\Gamma)) \times H^1([0, T], L^2(\Gamma))$, resp. $(\varphi_{h,\Delta t}, p_{h,\Delta t}) \in V_{h,\Delta t}^{p_1,q_1} \times V_{h,\Delta t}^{p_2,q_2}$, which depend continuously on the data.*

We specifically note that the bilinear form a_T satisfies a (weaker) coercivity estimate:

$$\|p\|_{0,0,\Gamma}^2 + \|\dot{\varphi}\|_{0,0,\Gamma}^2 \lesssim a_T((\varphi, p), (\varphi, p)) .$$

This follows from Equation (64) of [30],

$$a_T((\varphi, p), (\varphi, p)) = 2E(T) + \int_0^T \int_{\Gamma} \left(\alpha(\partial_t \varphi)(\partial_t \varphi) + \frac{1}{\alpha} p^2 \right) ds_x dt ,$$

where $E(T) = \frac{1}{2} \int_{\mathbb{R}^d \setminus \bar{\Omega}} \{(\partial_t u)^2 + (\nabla u)^2\} dx$ is the total energy at time T .

We state a simple a posteriori estimate.

Theorem 3.6. *Let $(\varphi, p) \in H^1([0, T], \tilde{H}^{\frac{1}{2}}(\Gamma)) \times H^1([0, T], L^2(\Gamma))$ be the solution to (13), $(\varphi_{h,\Delta t}, p_{h,\Delta t}) \in V_{h,\Delta t}^{p_1,q_1} \times V_{h,\Delta t}^{p_2,q_2}$ the solution to the discretization (14). Assume that*

$$\begin{aligned} R_1 &= F - \alpha \dot{\varphi}_{h,\Delta t} + 2\mathcal{K}' p_{h,\Delta t} - 2\mathcal{W} \varphi_{h,\Delta t} \in L^2([0, T], L^2(\Gamma)) , \\ R_2 &= G + \alpha^{-1} p_{h,\Delta t} + 2\mathcal{V} \dot{p}_{h,\Delta t} - 2\mathcal{K} \dot{\varphi}_{h,\Delta t} \in L^2([0, T], L^2(\Gamma)) . \end{aligned}$$

Then

$$\|p - p_{h,\Delta t}\|_{0,0,\Gamma} + \|\dot{\varphi} - \dot{\varphi}_{h,\Delta t}\|_{0,0,\Gamma} \lesssim \|R_1\|_{0,0,\Gamma} + \|R_2\|_{0,0,\Gamma} .$$

Remark 3.7. *From the mapping properties in Theorem 2.3, the assumptions are satisfied if $F, G \in L^2([0, T], L^2(\Gamma))$ and $(\varphi_{h,\Delta t}, p_{h,\Delta t}) \in H^2([0, T], \tilde{H}^1(\Gamma)) \times H^1([0, T], L^2(\Gamma))$. For example, this is true for discretizations with $\varphi_{h,\Delta t}$ piecewise linear in space, higher-order spline in time, and $p_{h,\Delta t}$ piecewise constant in space, piecewise linear in time. In practice, as noted in [31] for the single-layer potential, the loss of time derivatives in the mapping properties of Theorems 2.2 and 2.3 is not sharp, and $R_1, R_2 \in L^2([0, T], L^2(\Gamma))$ can also be expected for lower-order discretizations in time.*

Proof. For every $(\psi_{h,\Delta t}, q_{h,\Delta t}) \in V_{h,\Delta t}^{p_1,q_1} \times V_{h,\Delta t}^{p_2,q_2}$ we have

$$\begin{aligned} & \|p - p_{h,\Delta t}\|_{0,0,\Gamma}^2 + \|\dot{\varphi} - \dot{\varphi}_{h,\Delta t}\|_{0,0,\Gamma}^2 \\ & \lesssim a_T((\varphi - \varphi_{h,\Delta t}, p - p_{h,\Delta t}), (\varphi - \varphi_{h,\Delta t}, p - p_{h,\Delta t})) \\ & = \langle R_1, \dot{\varphi} - \dot{\psi}_{h,\Delta t} \rangle + \langle R_2, p - q_{h,\Delta t} \rangle \\ & \leq \|R_1\|_{0,0,\Gamma} \|\dot{\varphi} - \dot{\psi}_{h,\Delta t}\|_{0,0,\Gamma} + \|R_2\|_{0,0,\Gamma} \|p - q_{h,\Delta t}\|_{0,0,\Gamma} \\ & \leq (\|R_1\|_{0,0,\Gamma} + \|R_2\|_{0,0,\Gamma}) (\|p - q_{h,\Delta t}\|_{0,0,\Gamma} + \|\dot{\varphi} - \dot{\psi}_{h,\Delta t}\|_{0,0,\Gamma}) . \end{aligned}$$

The assertion is obtained by choosing $(\psi_{h,\Delta t}, q_{h,\Delta t}) = (\varphi_{h,\Delta t}, p_{h,\Delta t})$. \square

Naturally, for a quasi-uniform discretization of Γ and under stronger assumptions on R_1, R_2 we may obtain powers of h and Δt on the right hand side by the following argument: As in the proof of Theorem 3.3, $\langle R_1, \tilde{\psi}_{h,\Delta t} \rangle = \langle R_2, \tilde{q}_{h,\Delta t} \rangle = 0$ for all $(\tilde{\psi}_{h,\Delta t}, \tilde{q}_{h,\Delta t}) \in V_{h,\Delta t}^{p_1,q_1} \times V_{h,\Delta t}^{p_2,q_2}$. Hence

$$\|R_2\|_{0,0,\Gamma}^2 = \langle R_2, R_2 \rangle = \langle R_2, R_2 - \tilde{q}_{h,\Delta t} \rangle \leq \|R_2\|_{0,0,\Gamma} \|R_2 - \tilde{q}_{h,\Delta t}\|_{0,0,\Gamma} .$$

Choosing $\tilde{q}_{h,\Delta t} = \Pi_{\Delta t} \Pi_h R_2$ yields

$$\|R_2\|_{0,0,\Gamma} \lesssim \Delta t \|\partial_t R_2\|_{0,0,\Gamma} + \|h \cdot \nabla_\Gamma R_2\|_{0,0,\Gamma} + \Delta t \|h \cdot \nabla_\Gamma \partial_t R_2\|_{0,0,\Gamma}$$

provided $R_2 \in H^1([0, T], H^1(\Gamma))$.

Assuming $R_1 \in H^1([0, T], H^1(\Gamma))$, we similarly have

$$\|R_1\|_{0,0,\Gamma}^2 = \langle R_1, R_1 \rangle = \langle R_1, R_1 - \tilde{\psi}_{h,\Delta t} \rangle \leq \|R_1\|_{\frac{1}{2}-s,0,\Gamma} \left\| \int_0^t R_1 - \tilde{\psi}_{h,\Delta t} \right\|_{\frac{1}{2}+s,0,\Gamma}.$$

Choosing $\tilde{\psi}_{h,\Delta t} = \Pi_{\Delta t} \Pi_h \int_0^t R_1$ and $s = \frac{1}{2}$ results as in Lemma 2.5 in

$$\|R_1\|_{0,0,\Gamma} \lesssim \Delta t \|\partial_t R_1\|_{0,0,\Gamma} + \|h \cdot \nabla_\Gamma R_1\|_{0,0,\Gamma} + \Delta t \|h \cdot \nabla_\Gamma \partial_t R_1\|_{0,0,\Gamma}.$$

Altogether,

$$\begin{aligned} & \|p - p_{h,\Delta t}\|_{0,0,\Gamma} + \|\dot{\varphi} - \dot{\varphi}_{h,\Delta t}\|_{0,0,\Gamma} + \|\varphi - \varphi_{h,\Delta t}\|_{0,\frac{1}{2},\Gamma} \\ & \lesssim \|R_1\|_{0,0,\Gamma} + \|R_2\|_{0,0,\Gamma} \\ & \lesssim \sum_{i=1}^2 \Delta t \|\partial_t R_i\|_{0,0,\Gamma} + \|h \cdot \nabla_\Gamma R_i\|_{0,0,\Gamma} + \Delta t \|h \cdot \nabla_\Gamma \partial_t R_i\|_{0,0,\Gamma}. \end{aligned}$$

As in Remark 3.7, a sufficient condition for $R_1, R_2 \in H^1([0, T], H^1(\Gamma))$ is given by $F, G \in H^1([0, T], H^1(\Gamma))$ and $(\varphi_{h,\Delta t}, p_{h,\Delta t}) \in H^3([0, T], H^2(\Gamma)) \times H^2([0, T], H^1(\Gamma))$. This requires an extension of Theorem 2.3 to Sobolev indices $s > \frac{1}{2}$, available for example using pseudodifferential operator techniques for smooth Γ . Again, because Theorems 2.2 and 2.3 are not sharp, less time regularity might be required in practice.

4 Error estimates for general discretizations

This section generalizes the results for the single layer potential without any assumptions on the underlying meshes.

We recall Lemma 3 in [22]:

Lemma 4.1. *Let $f_1, \dots, f_n \in H_\sigma^r(\mathbb{R}^+, \tilde{H}^s(\Gamma))$, $0 \leq s \leq 1$, $r \geq 0$, such that $f_j f_k = 0$ for $j \neq k$. Let ω_j be the interior of the support of f_j with $\bar{\omega}_j = \text{supp } f_j$. Then*

$$\left\| \sum_{j=1}^n f_j \right\|_{r,s,\Gamma,*}^2 \leq C \sum_{j=1}^n \|f_j\|_{r,s,\omega_j,*}^2.$$

The constant C depends on Γ , but does not depend on f_j or on n .

The lemma will be applied to a finite partition of unity Φ given by non-negative Lipschitz functions $\{\phi_j\}_{j=1}^M$ on Γ such that $\sum_{j=1}^M \phi_j = 1$.

Definition 4.2. The overlap of the partition of unity Φ is defined as $K(\Phi) = \max_j \text{card}\{k : \phi_k \phi_j \neq 0\}$.

For a partition of unity associated to a triangulation, M tends to infinity as the mesh size decreases, while the overlap may be much smaller. We note a crucial observation from [14], Lemma 3.1:

Lemma 4.3. *Let Φ be a finite partition of unity of Γ with overlap $K(\Phi)$. Then there exists a partition of $\{1, \dots, M\}$ into $K \leq K(\Phi)$ non-empty subsets M_1, \dots, M_K , such that $\bigcup_{j=1}^K M_j = \{1, \dots, M\}$, $M_j \cap M_k = \emptyset$ if $j \neq k$ and for all $l \in \{1, \dots, K\}$ and $j, k \in M_l$ with $j \neq k$, $\phi_j \phi_k = 0$ on $[0, T] \times \Gamma$.*

Consider a space-time discretization $\mathbb{R}^+ \times \Gamma = \bigcup_{l,j} [t_{l-1}, t_l] \times \Gamma_j^l$ subordinate to product mesh, and consider the partition of unity given by the associated hat functions $\{\phi_j^l\}_j$ on Γ . On \mathbb{R}^+ we consider a partition of unity $\{\psi_l\}_{l=0}^\infty$ such that ψ_l is supported in the interval $((l - \frac{1}{2})\Delta t, (l + \frac{3}{2})\Delta t)$, and therefore $\psi_l \psi_{l'} = 0$ whenever $l \in \widetilde{M}_0 = 2\mathbb{N}$, $l' \in \widetilde{M}_1 = 2\mathbb{N} + 1$. We obtain a partition of unity $\{\tilde{\psi}_{l,j} = \psi_l \otimes \phi_j^l\}_{l,j}$ on $\mathbb{R}^+ \times \Gamma$.

Theorem 4.4. *Let $\Gamma' \subset \Gamma$ be connected. and let Φ be a finite partition of unity with overlap $K(\Phi)$. Then for any $f \in H_\sigma^r(\mathbb{R}^+, \tilde{H}^s(\Gamma'))$ and any $0 \leq s \leq 1$, we have*

$$\|f\|_{r,s,\Gamma',*}^2 \lesssim_\sigma K(\Phi) \sum_{l=0}^\infty \sum_{j=1}^M \|f \tilde{\psi}_{l,j}\|_{r,0,\Gamma'}^{2(1-s)} \|f \tilde{\psi}_{l,j}\|_{r,1,\Gamma'}^{2s}.$$

Proof. We show

$$\|f\|_{r,s,\Gamma',*}^2 \lesssim 2K(\Phi) \sum_{l=0}^\infty \sum_{j=1}^M \|f \tilde{\psi}_{l,j}\|_{r,s,\Gamma',*}^2. \quad (15)$$

The assertion then follows from the interpolation estimate

$$\|f \tilde{\psi}_{l,j}\|_{r,s,\Gamma',*} \lesssim \|f \tilde{\psi}_{l,j}\|_{r,0,\Gamma'}^{1-s} \|f \tilde{\psi}_{l,j}\|_{r,1,\Gamma'}^s.$$

To show (15), we consider a partition M_1, \dots, M_K as in Lemma 4.3. Then $f = \sum_{l=0}^\infty \sum_{j=1}^M \tilde{\psi}_{l,j} f$, so that

$$\|f\|_{r,s,\Gamma',*}^2 = \left\| \sum_{m=0}^1 \sum_{l \in \widetilde{M}_m} \sum_{k=1}^K \sum_{j \in M_k} \tilde{\psi}_{l,j} f \right\|_{r,s,\Gamma',*}^2 \leq 2K \sum_{m=0}^1 \sum_{k=1}^K \left\| \sum_{l \in \widetilde{M}_m} \sum_{j \in M_k} \tilde{\psi}_{l,j} f \right\|_{r,s,\Gamma',*}^2.$$

With Lemma 4.1 and $I_l = ((l-1)\Delta t, (l+2)\Delta t)$,

$$\left\| \sum_{l \in \widetilde{M}_m} \sum_{j \in M_k} \tilde{\psi}_{l,j} f \right\|_{r,s,\Gamma',*}^2 \leq \sum_{j \in M_k} \left\| \sum_{l \in \widetilde{M}_m} \tilde{\psi}_{l,j} f \right\|_{r,s,\omega_j,*}^2 \leq \sum_{l \in \widetilde{M}_m} \sum_{j \in M_k} \|\tilde{\psi}_{l,j} f\|_{r,s,I_l \times \omega_j,*}^2,$$

so that

$$\|f\|_{r,s,\Gamma',*}^2 \leq 2K \sum_{m=0}^1 \sum_{l \in \widetilde{M}_m} \sum_{k=1}^K \sum_{j \in M_k} \|\tilde{\psi}_{l,j} f\|_{r,s,I_l \times \omega_j,*}^2 = 2K \sum_{l=0}^\infty \sum_{j=1}^M \|\tilde{\psi}_{l,j} f\|_{r,s,I_l \times \omega_j,*}^2,$$

which shows (15). \square

Note the following Friedrichs inequality, which follows from the time-independent Friedrichs inequality and Fourier transformation into the time domain:

$$\|\tilde{\psi}_{l,j} f\|_{r,1,\Gamma'} \lesssim_\sigma \|\nabla(\tilde{\psi}_{l,j} f)\|_{r,0,\Gamma'} + \|\partial_t(\tilde{\psi}_{l,j} f)\|_{r,0,\Gamma'}.$$

Therefore

$$\begin{aligned} \|\tilde{\psi}_{l,j} f\|_{r,s,I_l \times \omega_j,*}^2 &\lesssim \|\tilde{\psi}_{l,j} f\|_{r,0,\Gamma'}^{2(1-s)} \|\tilde{\psi}_{l,j} f\|_{r,1,\Gamma'}^{2s} \\ &\lesssim_\sigma d_j^{2(1-s)} (1 + d_j^2)^s \left(\|\nabla(\tilde{\psi}_{l,j} f)\|_{r,0,\Gamma'}^2 + \|\partial_t(\tilde{\psi}_{l,j} f)\|_{r,0,\Gamma'}^2 \right). \end{aligned}$$

Here $d_j = \max\{\delta_j, \Delta t\}$, where δ_j is the width of the support of ϕ_j , defined as the smallest number such that the following is true: There exists a direction $n \in \mathbb{R}^3$, $|n| = 1$, such that for all $x \in \mathbb{R}^3$ and for each plane H perpendicular to n with $x \in H$, the intersection $\text{supp } \phi_j \cap H$ is a Lipschitz curve of length $\leq \delta_j$.

We now use $\mathcal{V}\partial_t(\phi - \phi_{h,\Delta t}) = \mathcal{R}$, the coercivity of $\mathcal{V}\partial_t$ in Proposition 3.1, and Theorem 4.4 with $s = \frac{1}{2}$. We obtain the following a posteriori error estimate, with the residual localized in the space-time elements:

Corollary 4.5. *Let $\phi \in H_\sigma^1(\mathbb{R}^+, H^{-\frac{1}{2}}(\Gamma))$ be the solution to (4), and let $\phi_{h,\Delta t} \in H_\sigma^1(\mathbb{R}^+, H^{-\frac{1}{2}}(\Gamma))$ such that $\mathcal{R} = \partial_t f - \mathcal{V}\partial_t \phi_{h,\Delta t} \in H_\sigma^0(\mathbb{R}^+, H^1(\Gamma))$. Then with $\square_{l,j} = \text{supp } \psi_{l,j}$,*

$$\|\phi - \phi_{h,\Delta t}\|_{0,-\frac{1}{2},\Gamma,*}^2 \lesssim_\sigma \sum_{l,j} d_j \left(\|\nabla \mathcal{R}\|_{0,0,\square_{l,j}}^2 + \|\partial_t \mathcal{R}\|_{0,0,\square_{l,j}}^2 \right) \simeq \sum_{l,j} \max\{(\Delta t)_l, h_{l,j}\} \|\mathcal{R}\|_{0,1,\square_{l,j}}^2.$$

5 Lower bounds

As for time-independent problems, for the discussion of lower bounds we restrict ourselves to globally quasi-uniform meshes on a polyhedral screen Γ .

Because of the different norms in the upper and lower bounds for B_D in Proposition 3.1, the a posteriori estimate only satisfies a weak variant of efficiency:

Provided $\phi \in H_\sigma^2(\mathbb{R}^+, H^0(\Gamma))$ from the mapping properties of \mathcal{V} in Theorem 2.3 we conclude for $\varepsilon \in (0, 1)$:

$$\begin{aligned} \max\{\Delta t, h\}^{-\frac{1-\varepsilon}{2}} \|\phi - \phi_{h,\Delta t}\|_{0,-\frac{1}{2},\Gamma,*} &\lesssim \\ \|\mathcal{R}\|_{0,1-\varepsilon,\Gamma} = \|\mathcal{V}(\partial_t \phi - \partial_t \phi_{h,\Delta t})\|_{0,1-\varepsilon,\Gamma} &\lesssim \|\phi - \phi_{h,\Delta t}\|_{2,-\varepsilon,\Gamma} \leq \|\phi - \phi_{h,\Delta t}\|_{2,0,\Gamma}. \end{aligned}$$

A proof of the sharp estimate, $\varepsilon = 0$, follows from the endpoint estimate $s = \frac{1}{2}$ in Theorem 2.3. As mentioned there, it is known for Γ of class $C^{1,\alpha}$ and, for elliptic problems, from a deep result by Verchota for Lipschitz Γ .

As in the elliptic case, we aim to use the mapping properties of \mathcal{V} together with approximation properties of the finite element spaces to recover the same spatial Sobolev index $-\frac{1}{2}$ in the upper and lower estimates.

Theorem 5.1. *Assume that $\mathcal{R} = \partial_t f - \mathcal{V}\partial_t \phi_{h,\Delta t} \in H_\sigma^0(\mathbb{R}^+, H^1(\Gamma))$ and that the ansatz functions $V = W_{h,\Delta t}^p \subset H_\sigma^2(\mathbb{R}^+, H^0(\Gamma)) \cap V_{h,\Delta t}^{p,q}$ satisfy*

$$\inf_{\psi_{h,\Delta t} \in V} \|\phi - \psi_{h,\Delta t}\|_{2,0,\Gamma} \simeq \max\{h, \Delta t\}^\beta \quad (16)$$

for some $\beta > 0$. Then for all $\varepsilon \in (0, 1)$

$$\|\mathcal{R}\|_{0,1-\varepsilon,\Gamma} \lesssim \max\{h^{-\frac{1}{2}}, (\Delta t)^{-\frac{1}{2}}\} \|\phi - \phi_{h,\Delta t}\|_{2,-\frac{1}{2},\Gamma}.$$

Remark 5.2. *In Theorem 6.1 below, the hypothesis (16) is verified using the singular expansion of the solution ϕ at the edges and corners.*

For the proof, we require an auxiliary projection $P_{h,\Delta t}$ from $H^2(\mathbb{R}^+, H^{-1}(\Gamma))$ into the space of ansatz functions $\subseteq H^2(\mathbb{R}^+, L^2(\Gamma))$ such that $P_{h,\Delta t}$ is $H^2(\mathbb{R}^+, L^2(\Gamma))$ -stable.

For the construction of $P_{h,\Delta t} = P_{\Delta t} \mathcal{Q}_h^*$ we use a projection $P_{\Delta t}$ on the space of cubic splines $W_{\Delta t} \subset V_{\Delta t}^3$ in time and a Galerkin projection \mathcal{Q}_h^* in space.

More precisely, we consider the projection $\mathcal{Q}_h : L^2(\Gamma) \rightarrow V_h^p$ defined as follows: For $\phi \in L^2(\Gamma)$, we let $\mathcal{Q}_h \phi \in V_h^p$ be the unique solution to the variational problem

$$\langle \mathcal{Q}_h \phi, \psi_h \rangle = \langle \phi, \psi_h \rangle$$

for all $\psi_h \in V_h^p$. \mathcal{Q}_h is bounded on $L^2(\Gamma)$ and self-adjoint, $\mathcal{Q}_h = \mathcal{Q}_h^*$. Therefore, if \mathcal{Q}_h restricts to a bounded operator on $H_\omega^s(\Gamma)$, $\mathcal{Q}_h = \mathcal{Q}_h^*$ extends with the same norm to a bounded operator on $\tilde{H}_\omega^{-s}(\Gamma)$.

For triangulations on which \mathcal{Q}_h is a bounded operator on $H^1(\Gamma)$, we show that the operator norm is uniformly bounded in ω :

Lemma 5.3. *Let $s \in [0, 1]$ and \mathcal{Q}_h bounded on $H^1(\Gamma)$. Then for all $\phi \in H_\omega^s(\Gamma)$, we have:*

$$\|\mathcal{Q}_h \phi\|_{s,\omega,\Gamma} \leq C \|\phi\|_{s,\omega,\Gamma}.$$

For all $\phi \in \tilde{H}_\omega^{-s}(\Gamma)$, we have:

$$\|\mathcal{Q}_h \phi\|_{-s,\omega,\Gamma,*} \leq C \|\phi\|_{-s,\omega,\Gamma,*}.$$

The conditions are satisfied, for example, on quasi-uniform meshes [10], or more generally on adaptive meshes generated by NVB refinements. We only use it in the quasi-uniform case.

Proof. For the first assertion we note that it is clear for $s = 0$. We show it for $s = 1$, and the case for general $s \in [0, 1]$ follows from interpolation.

By assumption,

$$\|\nabla \mathcal{Q}_h \phi\|_{L^2(\Gamma)} \leq C \|\phi\|_{H^1(\Gamma)}.$$

Further \mathcal{Q}_h is bounded with norm 1 on $L^2(\Gamma)$, so that

$$\|\mathcal{Q}_h \phi\|_{L^2(\Gamma)} \leq \|\phi\|_{L^2(\Gamma)}.$$

With

$$\|\mathcal{Q}_h \phi\|_{1,\omega,\Gamma}^2 = \|\omega \mathcal{Q}_h \phi\|_{L^2(\Gamma)}^2 + \|\nabla \mathcal{Q}_h \phi\|_{L^2(\Gamma)}^2,$$

we conclude

$$\|\mathcal{Q}_h \phi\|_{1,\omega,\Gamma}^2 \leq \|\omega \phi\|_{L^2(\Gamma)}^2 + C^2 \|\phi\|_{H^1(\Gamma)}^2 \leq C^2 \|\phi\|_{1,\omega,\Gamma}^2.$$

This shows the first assertion for $s = 1$.

The second assertion follows from the first one, with the same constant C . Indeed,

$$\|\mathcal{Q}_h \phi\|_{-s,\omega,\Gamma,*} = \sup_{0 \neq \psi \in H_\omega^s(\Gamma)} \frac{\langle \mathcal{Q}_h \phi, \psi \rangle_{L^2(\Gamma)}}{\|\psi\|_{s,\omega,\Gamma}} = \sup_{0 \neq \psi \in H_\omega^s(\Gamma)} \frac{\langle \phi, \mathcal{Q}_h \psi \rangle_{L^2(\Gamma)}}{\|\psi\|_{s,\omega,\Gamma}} \leq C \|\phi\|_{-s,\omega,\Gamma,*}.$$

□

Using the Laplace transform to transfer the result into the time-domain, we obtain

$$\|\mathcal{Q}_h \phi\|_{r,-s,\Gamma,*} \leq C \|\phi\|_{r,-s,\Gamma,*}$$

for $s \in [0, 1]$ and all r . Further note that the interpolation operator $P_{\Delta t}$ in time for cubic splines is continuous on H^2 functions. The continuity extends to $H^2(\mathbb{R}^+, \tilde{H}^{-s}(\Gamma))$. We conclude:

Lemma 5.4. *Consider a quasi-uniform mesh, $s \in [0, 1]$ and $P_{h,\Delta t} = P_{\Delta t}Q_h$. For all $\phi \in H^2(\mathbb{R}^+, \tilde{H}^{-s}(\Gamma))$, we have*

$$\|P_{h,\Delta t}\phi\|_{2,-s,\Gamma,*} \leq C\|\phi\|_{2,-s,\Gamma,*}.$$

The approximation properties of $P_{h,\Delta t}$ analogous to Lemma 2.5 follow as in [26], Proposition 3.54.

Proof of Theorem 5.1. The theorem partly follows the functional analytic approach of [11] for the time-independent case. We consider the following quantities: the error of the best approximation $\Pi_{h,\Delta t}\phi$ of ϕ in $H_\sigma^2(\mathbb{R}^+, L^2(\Gamma))$,

$$E(\phi, h, \Delta t) = \|\phi - \Pi_{h,\Delta t}\phi\|_{2,0,\Gamma},$$

where $E(\phi, h, \Delta t) \simeq \max\{h, \Delta t\}^\beta$ by (16); the relative error of best approximation,

$$F(\phi, h, \Delta t) = \frac{\|\phi - \Pi_{h,\Delta t}\phi\|_{2,-1,\Gamma}}{\|\phi - \Pi_{h,\Delta t}\phi\|_{2,0,\Gamma}},$$

and the inverse inequality [26]

$$G(h, \Delta t) = \sup_{\psi_{h,\Delta t} \neq 0} \frac{\|\psi_{h,\Delta t}\|_{2,0,\Gamma}}{\|\psi_{h,\Delta t}\|_{2,-1,\Gamma}} \lesssim \max\{h^{-1}, \Delta t^{-1}\}.$$

Their analysis relies on the projection operator $P_{h,\Delta t}$ from Lemma 5.4.

Note that $F(\phi, h, \Delta t) \lesssim \max\{h, \Delta t\}$. Indeed because $\phi \in H_\sigma^2(\mathbb{R}^+, H^0(\Gamma))$, by duality and the approximation properties of $\Pi_{h,\Delta t}$:

$$\begin{aligned} \|\phi - \Pi_{h,\Delta t}\phi\|_{2,-1,\Gamma} &= \sup_{\eta} \frac{\langle \phi - \Pi_{h,\Delta t}\phi, \eta - \Pi_{h,\Delta t}\eta \rangle}{\|\eta\|_{-2,1,\Gamma}} \\ &\lesssim \max\{h, \Delta t\} \|\phi - \Pi_{h,\Delta t}\phi\|_{2,0,\Gamma}. \end{aligned}$$

This uses the estimate $\|\eta - \Pi_{h,\Delta t}\eta\|_{-2,0,\Gamma} \lesssim \max\{h, \Delta t\} \|\eta\|_{-2,1,\Gamma}$.

From the beginning of this section, we recall

$$\|\mathcal{R}\|_{0,1-\varepsilon,\Gamma} \lesssim \|\phi - \phi_{h,\Delta t}\|_{2,0,\Gamma} \leq \|\phi - \Pi_{H,\Delta T}\phi\|_{2,0,\Gamma} + \|\Pi_{H,\Delta T}\phi - \phi_{h,\Delta t}\|_{2,0,\Gamma}.$$

Note that the first term is $\|\phi - \Pi_{H,\Delta T}\phi\|_{2,0,\Gamma} = E(\phi, H, \Delta T)$. For the second term we observe that

$$\|\Pi_{H,\Delta T}\phi - \phi_{h,\Delta t}\|_{2,0,\Gamma} \lesssim G(H, \Delta T) \|\Pi_{H,\Delta T}\phi - \phi_{h,\Delta t}\|_{2,-1,\Gamma},$$

so that $\|\Pi_{H,\Delta T}\phi - \phi_{h,\Delta t}\|_{2,0,\Gamma} \lesssim G(H, \Delta T)^{1/2} \|\Pi_{H,\Delta T}\phi - \phi_{h,\Delta t}\|_{2,-\frac{1}{2},\Gamma}$. We conclude

$$\|\mathcal{R}\|_{0,1-\varepsilon,\Gamma} \lesssim E(\phi, H, \Delta T) + G(H, \Delta T)^{1/2} \|\Pi_{H,\Delta T}\phi - \phi_{h,\Delta t}\|_{2,-\frac{1}{2},\Gamma}.$$

Further,

$$\|\Pi_{H,\Delta T}\phi - \phi_{h,\Delta t}\|_{2,-\frac{1}{2},\Gamma} \leq \|\Pi_{H,\Delta T}\phi - \phi\|_{2,-\frac{1}{2},\Gamma} + \|\phi - \phi_{h,\Delta t}\|_{2,-\frac{1}{2},\Gamma}.$$

From the definition of F and interpolation, $\|\Pi_{H,\Delta T}\phi - \phi\|_{2,-\frac{1}{2},\Gamma}$ is bounded by

$$\lesssim F(\phi, H, \Delta T)^{1/2} \|\Pi_{H,\Delta T}\phi - \phi\|_{2,0,\Gamma} = F(\phi, H, \Delta T)^{1/2} E(\phi, H, \Delta T).$$

To sum up,

$$\begin{aligned}
\|\phi - \phi_{h,\Delta t}\|_{2,0,\Gamma} &\lesssim E(\phi, H, \Delta T) + G(H, \Delta T)^{1/2} F(\phi, H, \Delta T)^{1/2} E(\phi, h, \Delta t) \\
&\quad + G(H, \Delta T)^{1/2} \|\phi - \phi_{h,\Delta t}\|_{2,-\frac{1}{2},\Gamma} \\
&\leq \frac{E(\phi, H, \Delta T)}{E(\phi, h, \Delta t)} \|\phi - \phi_{h,\Delta t}\|_{2,0,\Gamma} (1 + G(H, \Delta T)^{1/2} F(\phi, H, \Delta T)^{1/2}) \\
&\quad + G(H, \Delta T)^{1/2} \|\phi - \phi_{h,\Delta t}\|_{2,-\frac{1}{2},\Gamma} ,
\end{aligned}$$

or, with $\delta = \frac{E(\phi, H, \Delta T)}{E(\phi, h, \Delta t)} (1 + F(\phi, H, \Delta T)^{1/2} G(\phi, H, \Delta T)^{1/2})$ and a constant C ,

$$\|\phi - \phi_{h,\Delta t}\|_{2,0,\Gamma} \lesssim \frac{G(H, \Delta T)^{1/2}}{1 - C\delta} \|\phi - \phi_{h,\Delta t}\|_{2,-\frac{1}{2},\Gamma} .$$

If $\delta = \frac{E(\phi, H, \Delta T)}{E(\phi, h, \Delta t)} (1 + F(\phi, H, \Delta T)^{1/2} G(\phi, H, \Delta T)^{1/2}) < \frac{1}{2C}$, we obtain

$$\|\mathcal{R}\|_{0,1-\varepsilon,\Gamma} \lesssim G(H, \Delta T)^{1/2} \|\phi - \phi_{h,\Delta t}\|_{2,-\frac{1}{2},\Gamma} .$$

Here H and ΔT are sufficiently small compared to h and Δt , and it remains to choose them so that $\delta < \frac{1}{2C}$. Set $H = \rho h$ and $\Delta T = \rho \Delta t$ for $\rho \in (0, 1)$. Using that

$$F(\phi, \rho h, \rho \Delta t) G(\phi, \rho h, \rho \Delta t) \simeq \frac{\max\{h, \Delta t\}}{\min\{h, \Delta t\}}$$

is uniformly bounded in $\rho \in (0, 1)$, so that it suffices to show that $\frac{E(\phi, \rho h, \rho \Delta t)}{E(\phi, h, \Delta t)} \rightarrow 0$ as ρ tends to 0. This follows from (16). \square

6 Best approximation and lower bounds

In this section we verify the hypothesis (16) in Theorem 5.1 for polyhedral domains, by proving upper and lower bounds for the best approximation of the solution to the wave equation with Dirichlet boundary conditions.

Let Ω be a polyhedral domain and u a solution to the wave equation in Ω :

$$\partial_t^2 u(t, x) - \Delta u(t, x) = 0 \quad \text{in } \mathbb{R}_t^+ \times \Omega_x , \quad (17)$$

$$u(t, x) = g(t, x) \quad \text{on } \Gamma = \partial\Omega , \quad (18)$$

$$u(0, x) = \partial_t u(0, x) = 0 \quad \text{in } \Omega. \quad (19)$$

The function u exhibits well-known singularities at non-smooth boundary points of the domain. Locally near an edge or a corner, Ω is of the form $\mathbb{R}_+ \times \mathcal{K}$, where the base $\mathcal{K} \subset S^2$ is a smooth or polygonal subset of the sphere. The solution may be decomposed into a leading part given by explicit singular functions plus less singular terms [25, 32, 33, 36]. We refer to [32, Theorem 7.4 and Remark 7.5] for details in the case of the Neumann problem in a wedge, respectively [33, Theorem 4.1] for the Dirichlet problem in a cone and state the decomposition in terms of polar coordinates (r, θ) centered at the vertex $(0, 0, 0)$:

$$\begin{aligned}
u(t, x) &= u_0(t, r, \theta) + \chi(r) r^\lambda a(t, \theta) + \tilde{\chi}(\theta) b_1(t, r) (\sin(\theta))^\nu \\
&\quad + \tilde{\chi}(\tfrac{\pi}{2} - \theta) b_2(t, r) (\cos(\theta))^\nu ,
\end{aligned} \quad (20)$$

$$\begin{aligned}
\partial_n u(t, x) &= \psi_0(t, r, \theta) + \chi(r) r^{\lambda-1} a(t, \theta) + \tilde{\chi}(\theta) b_1(t, r) r^{-1} (\sin(\theta))^{-\nu} \\
&\quad + \tilde{\chi}(\tfrac{\pi}{2} - \theta) b_2(t, r) r^{-1} (\cos(\theta))^{-\nu} .
\end{aligned} \quad (21)$$

Here, $\nu = \frac{\pi}{\alpha}$, where α is the opening angle of the wedge, and $\lambda = -\frac{1}{2} + \sqrt{\frac{1}{4} + \mu}$, where μ is the smallest eigenvalue of the Laplace-Beltrami operator with Dirichlet boundary conditions in the subdomain \mathcal{K} of the sphere. $\chi, \tilde{\chi}$ are cut-off functions and a, b_j sufficiently regular. For generic problems the functions a, b_1, b_2 are not identically zero.

From the representation formula, the wave equation translates into the boundary integral equation $V\phi = f$, with $f = (1 - \mathcal{K})g$ and solution $\phi = \partial_n u|_\Gamma$.

The main theorem concerning the approximation of ϕ is:

Theorem 6.1. *Assume that the coefficient functions a, b_1, b_2 are not identically 0. Then $E(\phi, h, \Delta t) \simeq \max\{h, \Delta t\}^{\max\{\nu - \frac{1}{2}, \lambda\}}$.*

In particular, hypothesis (16) is satisfied. A similar result in the elliptic case was known if Γ is a curve, i.e. in dimension 2 [11].

The key step in the proof of Theorem 6.1 is to show the result for bilinear basis functions on a rectangular mesh. For simplicity of notation, we restrict to one boundary face of Γ and assume it is given by $Q \times \{0\}$ with corner of the domain at $(0, 0, 0)$, where $Q = (0, 1)^2 = \bigcup_{kl} Q_{kl}$, $Q_{kl} = [x_{k-1}, x_k] \times [x_{l-1}, x_l]$ and $x_k = kh$.

Recall the following estimate from [22]:

Lemma 6.2. *Let $-1 \leq s \leq 0$, $0 \leq r \leq \rho \leq p + 1$, $Q = [0, h_1] \times [0, h_2]$, $u \in H_\sigma^\rho([0, \Delta t], H^1(R))$, $\Pi_t^p u$ the orthogonal projection onto piecewise polynomials in t of order p , and $\Pi_{x,y}^0$ the orthogonal projection onto piecewise constant polynomials in space, $\Pi_{x,y}^0 u = \frac{1}{h_1 h_2} \int_Q u(t, x, y) dy dx$.*

Then for $U = \Pi_t^p \Pi_{x,y}^0 u$ we have

$$\begin{aligned} \|u - U\|_{r,s,Q,*} &\lesssim (\Delta t)^{\rho-r} \max\{h_1, h_2, \Delta t\}^{-s} \|\partial_t^\rho u\|_{L^2([0, \Delta t] \times Q)} \\ &\quad + \max\{h_1, h_2, \Delta t\}^{-s} (h_1 \|u_x\|_{L^2([0, \Delta t] \times Q)} + h_2 \|u_y\|_{L^2([0, \Delta t] \times Q)}) . \end{aligned} \quad (22)$$

If $u(t, x, y) = u_1(t, x)u_2(y)$, $u_1 \in H_\sigma^\rho([0, \Delta t], H^1([0, h_1]))$, $u_2 \in H^1([0, h_2])$ then

$$\begin{aligned} \|u - U\|_{r,s,Q,*} &\lesssim (\Delta t)^{\rho-r} \max\{h_1, \Delta t\}^{-s} \|\partial_t^\rho u\|_{L^2([0, \Delta t] \times Q)} \\ &\quad + (h_1^{1-s} \|u_x\|_{L^2([0, \Delta t] \times Q)} + h_2^{1-s} \|u_y\|_{L^2([0, \Delta t] \times Q)}) . \end{aligned}$$

Proof of Theorem 6.1. We use the upper bound $E(\phi, h, \Delta t) \lesssim \max\{h, \Delta t\}^{\max\{\nu - \frac{1}{2}, \lambda\}}$ and first approximate the corner singularity $f = r^{\lambda-1} a(t, \theta)$, $a \in H_\sigma^\rho(\mathbb{R}^+, H^1([0, \pi/2]))$. With $p|_{Q_{kl}} = \Pi_t^p \Pi_{x,y}^0 f$ and Lemma 6.2 one obtains

$$\begin{aligned} \|f - p\|_{0,0,Q}^2 &\lesssim \sum_{\substack{k,l=1 \\ k+l \neq 2}}^N ((\Delta t)^{2\rho} \|\partial_t^\rho f\|_{0,0,Q_{kl}}^2 + h_k^2 \|f_x\|_{0,0,Q_{kl}}^2 + h_l^2 \|f_y\|_{0,0,Q_{kl}}^2) \\ &\quad + \|f - p\|_{0,0,Q_{11}}^2 . \end{aligned} \quad (23)$$

For $k \geq 2$, $l \geq 2$ the following estimate holds, with the zeta function $\zeta(s)$:

$$\begin{aligned} \sum_{k,l=2}^N h_k^2 \|f_x\|_{0,0,Q_{kl}}^2 &= \sum_{k=2}^N h_k^2 \int_0^\infty \int_{\phi=0}^{\pi/2} \tilde{w}(t, \theta)^2 d\theta d_\sigma t \int_{\sqrt{2}kh}^{\sqrt{2}(k+1)h} r^{2\lambda-4} r dr \\ &\lesssim \sum_{k=2}^\infty h^{2\lambda} k^{2\lambda-3} = ch^{2\lambda} \zeta(3 - 2\lambda) . \end{aligned}$$

Here we have used

$$|f_x(t, x, y)| \leq r^{\lambda-2} \tilde{w}(t, \theta)$$

with $\tilde{w} \in H_\sigma^\rho(\mathbb{R}^+, H^0([0, \pi/2]))$.

For $k = 1, l > 1$ (and analogously for $k > 1, l = 1$), in (23) we compute that

$$\begin{aligned} \sum_{l=2}^N h_1^2 \|f_x\|_{0,0,Q_{1l}}^2 &\leq h_1^2 \int_0^\infty \int_{x=0}^{h_1} \int_{y=0}^1 |f_x(t, x, y)|^2 dy dx d_\sigma t \\ &\leq h_1^2 \int_0^\infty \int_{r=h}^{\sqrt{2}} \int_{\phi=0}^{\pi/2} a^2(t, \theta) d\theta r^{2\lambda-3} dr d_\sigma t \\ &\lesssim h_1^2 + h_1^{2\lambda}. \end{aligned}$$

Finally, in the corner $k = 1, l = 1$ the singular function $f \in H_\sigma^\rho(\mathbb{R}^+, H^0(Q_{11}))$, because $\lambda > 0$. Now

$$\|f - p\|_{0,0,Q_{11}} \lesssim \|f\|_{0,0,Q_{11}} \simeq h_1^\lambda.$$

We now consider the approximation of the edge singularities, which are of two types, fixing $Q = [0, 1]^2$ with singularity at the x -axis:

- (i) $f(t, x, y) = \chi(x)b(t, x)y^{\nu-1}$ with edge intensity factor $b \in H_\sigma^\rho(\mathbb{R}^+, H_0^1(\mathbb{R}^+))$,
- (ii) $f(t, x, y) = \chi(x)b(t)x^{\lambda-\nu}y^{\nu-1}$ with a corner singularity in the edge intensity factor.

We have

$$\|f - p\|_{0,0,Q}^2 \lesssim \sum_{k,l=1}^N \|f - p\|_{0,0,Q_{kl}}^2. \quad (24)$$

First consider case (ii), where the time dependence factors out. Define

$$p_2 = \frac{1}{h_2} \int_{I_{j-1}^*} f_2(y) dy, \quad p_1 = \frac{1}{h_1} \int_{I_j} f_1(x) dx, \quad f_2(y) = y^{\nu-1}, \quad f_1 = x^{\lambda-\nu},$$

where $h = h_1 = h_2$, $I_j = [x_{j-1}, x_j]$ and $I_k^* = [0, x_k]$. Then one computes

$$\begin{aligned} \|f_2 - p_2\|_{L^2(0,h)}^2 &= \frac{(\nu-1)^2}{(1+(\nu-1)^2)(2(\nu-1)+1)} h^{2(\nu-1)+1} \\ \|f_2 - p_2\|_{L^2(a,a+h)}^2 &= a^{2(\nu-1)+1} \eta\left(\frac{h}{a}\right), \quad a > 0, \quad \text{where} \\ \eta(\delta) &= \frac{(1+\delta)^{2(\nu-1)+1} - 1}{2(\nu-1)+1} - \frac{[(1+\delta)^{(\nu-1)} - 1]^2}{\delta(1+(\nu-1))^2} \end{aligned}$$

and $\delta > 0$. With $Q_j^* = \cup_{l=1}^{j-1} Q_{jl} = I_j \times I_{j-1}^*$, one notes

$$\begin{aligned} \|f_2 - p_2\|_{L^2(I_{j-1}^*)}^2 \|p_1\|_{L^2(I_j)}^2 &= h^{2(\nu-1)+1} \left[\frac{(\nu-1)^2}{(1+(\nu-1)^2)(2(\nu-1)+1)} + \right. \\ &\quad \left. \sum_{l=1}^{j-1} \left(\frac{x_l}{h}\right)^{2(\nu-1)+1} \eta\left(\frac{h_2}{x_l}\right) \right] \int_{x_{j-1}}^{x_j} \frac{1}{h_1^2} \left(\int_{x_{j-1}}^{x_j} x^{\lambda-\nu} dx \right)^2 dx \end{aligned}$$

and

$$\int_{x_{j-1}}^{x_j} \frac{1}{h_1^2} \left(\int_{x_{j-1}}^{x_j} x^{\lambda-\nu} dx \right)^2 dx = x_{j-1}^{2\lambda-2\nu+1} \frac{x_{j-1}}{h} \frac{[(1 + \frac{h}{x_{j-1}})^{\lambda-\nu+1} - 1]^2}{(\lambda - \nu + 1)^2}.$$

As $\eta(\frac{h}{x_i}) \lesssim \frac{h^3}{x_i^3}$ and

$$\begin{aligned} \frac{1}{\delta} \frac{[(1 + \delta)^{\lambda-\nu+1} - 1]^2}{(\lambda - \nu + 1)^2} &= \frac{1}{\delta} \frac{[(\lambda - \nu + 1)\delta + (\lambda - \nu + 1)(\lambda - \nu)\delta^2 + O(\delta^3)]}{(\lambda - \nu + 1)^2} \\ &= \delta + (\lambda - \nu + 1)\delta^2 + O(\delta^3), \end{aligned}$$

we obtain

$$\begin{aligned} \sum_{j=2}^N \|f_2 - p_2\|_{L^2(I_{j-1}^*)}^2 \|p_1\|_{L^2(I_j)}^2 &= \sum_{j=2}^N h^{2(\nu-1)+1} \left[\frac{(\nu-1)^2}{(1 + (\nu-1)^2)(2(\nu-1) + 1)} \right. \\ &\quad \left. + \sum_{l=1}^{j-1} \left(\frac{x_l}{h} \right)^{2(\nu-1)-2} [(j-1)h]^{2\lambda-2\nu+1} \frac{(j-1)[(1 + \frac{1}{j-1})^{\lambda-\nu+1} - 1]^2}{(\lambda - \nu + 1)^2} \right]. \end{aligned}$$

The estimate

$$\begin{aligned} \sum_{j=2}^N \|f_2 - p_2\|_{L^2(I_{j-1}^*)}^2 \|p_1\|_{L^2(I_j)}^2 &= c \sum_{j=2}^N h^{2(\nu-1)+1} (j-1)^{2\lambda-2\nu} h^{2\lambda-2\nu+1} \\ &= h^{2(\nu-1)+1} h^{2\lambda-2\nu+1} \sum_{k=1}^{N-1} k^{2\lambda-2\nu} \lesssim \zeta(2\nu - 2\lambda) h^{2\lambda} \end{aligned}$$

follows and may be integrated in time.

Now consider

$$\begin{aligned} \|f_1 - p_1\|_{L^2(I_j)}^2 &= \|x^{\lambda-\nu} - \frac{1}{h} \int_{I_j} x^{\lambda-\nu} dx\|_{L^2(I_j)}^2 \\ &= \begin{cases} a^{2(\lambda-\nu)+1} \eta(\frac{h}{a}), & a > 0 \\ \frac{(\lambda-\nu)}{(1+(\lambda-\nu)^2)(2(\lambda-\nu)+1)} h^{2(\lambda-\nu)+1}, & a = 0. \end{cases} \end{aligned}$$

For $j \geq 2$

$$\begin{aligned} \|f_1 - p_1\|_{L^2(I_j)}^2 &= \frac{x_j^{2(\lambda-\nu)+1}}{h^{2(\lambda-\nu)+1}} \eta\left(\frac{h}{x_j}\right) h^{2(\lambda-\nu)+1} = \left(\frac{x_j}{h}\right)^{2(\lambda-\nu)-2} h^{2(\lambda-\nu)+1}, \\ \|f_2\|_{L^2(I_{j-1}^*)}^2 &= \int_0^{x_{j-1}} y^{2\nu-2} dy \lesssim x_{j-1}^{2\nu-1}, \end{aligned}$$

and

$$\begin{aligned} \|f_1 - p_1\|_{L^2(I_j)}^2 \|p_2\|_{L^2(I_{j-1}^*)}^2 &= \left(\frac{x_j}{h}\right)^{2(\lambda-\nu)-2} \left(\frac{x_{j-1}}{h}\right)^{2\nu-1} h^{2(\lambda-\nu)+1} h^{2\nu-1} \\ &\leq \left(\frac{x_j}{h}\right)^{2(\lambda-\nu)-2+2\nu-1} h^{2(\lambda-\nu)+1+2\nu-1}. \end{aligned}$$

We have

$$\sum_{j=2}^N \|f_1 - p_1\|_{L^2(I_j)}^2 \|f_2\|_{L^2(I_{j-1}^*)}^2 = c \sum_{j=1}^{\infty} j^{2(\lambda-\nu)-2+2\nu-1} h^{2\lambda-2\nu+1+2\nu-1} = c\zeta(3-2\lambda) h^{2\lambda}.$$

Again, this estimate may be integrated in time.

We now consider case (i): $f(t, x, y) = b(t, x)y^{\nu-1} + (\chi(x) - 1)b(t, x)y^{\nu-1} =: f_1 + f_2$ for $\nu > \frac{1}{2}$ and $Q = [0, 1]^2 = I \times I$, with $I = [0, 1]$. Again we define

$$q_1 = \Pi_t^p \int_0^1 b(t, x) dx, q_2 = \int_0^1 y^{\nu-1} dy.$$

Note that with $f_2(t, x, y) = (\chi(x) - 1)b(t, x)y^{\nu-1} \in H_\sigma^0(\mathbb{R}^+, H^1(Q))$ we get

$$\|f_2 - q_1 q_2\|_{0,0,Q}^2 \lesssim h^2.$$

Since

$$\|y^{\nu-1} - q_2\|_{L^2(I)}^2 \simeq h^{2\nu-1}, \|y^{\nu-1}\|_{L^2(I)}^2 \leq c$$

and

$$\|b - q_1\|_{0,0,I}^2 \lesssim \max\{h, \Delta t\}^2 (\|\partial_t b\|_{0,0,I}^2 + \|\partial_x b\|_{0,0,I}^2),$$

we have

$$\begin{aligned} & \|b(t, x)y^{\nu-1} - q_1(t, x)q_2(y)\|_{0,0,Q}^2 \\ & \lesssim \|b\|_{0,0,I}^2 \|y^{\nu-1} - q_2\|_{L^2(I)}^2 + \|y^{\nu-1}\|_{L^2(I)}^2 \|b - q_1\|_{0,0,I}^2 \lesssim h^{2\nu-1} + \max\{h, \Delta t\}^2. \end{aligned} \quad (25)$$

For the lower bound, we first consider the error in Q_{11} resulting from the corner singularity. There the error of approximation by a spatially constant function c is given by

$$\|a(t, \theta)r^{\lambda-1} - c(t)\|_{0,0,Q_{11}}^2 \gtrsim \int_0^\infty \int_0^h \int_0^{\pi/2} r(a(t, \theta)r^{\lambda-1} - c)^2 d\theta dr d_\sigma t.$$

If $a \neq 0$, we may find a small interval $(\theta_0 - \delta, \theta_0 + \delta)$ on which a is nonzero for a time interval I . We estimate

$$\|a(t, \theta)r^{\lambda-1} - c\|_{0,0,Q_{11}}^2 \gtrsim \int_I \int_0^h \int_{\theta_0-\delta}^{\theta_0+\delta} r(a(t, \theta)r^{\lambda-1} - c)^2 d\theta dr d_\sigma t.$$

As a is a restriction of an eigenfunction of the Laplace-Beltrami operator, it is smooth, and up to higher order terms (h.o.t.) in h we compute

$$\begin{aligned} & \int_I \int_0^h \int_{\theta_0-\delta}^{\theta_0+\delta} r(a(t, \theta)r^{\lambda-1} - c)^2 d\theta dr d_\sigma t \\ & = \int_I \int_0^h \int_{\theta_0-\delta}^{\theta_0+\delta} r(a(t, \theta_0)r^{\lambda-1} - c)^2 d\theta dr d_\sigma t + h.o.t. \\ & = 2\delta \int_I \int_0^h r(a(t, \theta_0)r^{\lambda-1} - c)^2 dr d_\sigma t + h.o.t. \end{aligned}$$

Now we may explicitly compute the infimum over c :

$$\int_I \int_0^h r(a(t, \theta_0)r^{\lambda-1} - c)^2 dr \geq C_\sigma |I| \min_{t \in I} a(t, \theta_0)^2 \frac{(\lambda - 1)^2}{2\lambda(\lambda + 1)^2} h^{2\lambda}.$$

This lower order bound for the error of order h^λ matches with the upper bound from above.

An analogous argument for the regular edge intensity factor, case (i), shows that the inequality (25) is an equality up to higher order terms in h . We therefore obtain

$$\|b(x)y^{\nu-1} - q_1(x)q_2(y)\|_{0,0,Q} \gtrsim h^{\nu-\frac{1}{2}} + h.o.t.$$

In a neighborhood of the edge or corner, the solution is given by its singular expansion, and the approximation error coincides with the approximation error for the singular functions, $b(t,x)y^{\nu-1}$, $y_i^{\lambda-\nu}\rho^{\nu-1}$, respectively $a(t,\theta)r^{\lambda-1}$, up to lower order terms in h . We conclude that

$$E(\phi, h, \Delta) = \|\phi - \Pi_{h,\Delta t}\phi\|_{2,0,\Gamma} \gtrsim \max\{h, \Delta t\}^{\min\{\nu-\frac{1}{2}, \lambda\}} + h.o.t. .$$

References [37, 38] show how to deduce approximation results for piecewise linear functions on triangular meshes from piecewise bilinear functions on rectangles. Altogether, the proof of Theorem 6.1 is complete. \square

7 Algorithmic details

The a posteriori error estimate from Theorem A leads to an adaptive mesh refinement procedure, based on the four steps:

$$\mathbf{SOLVE} \longrightarrow \mathbf{ESTIMATE} \longrightarrow \mathbf{MARK} \longrightarrow \mathbf{REFINE}.$$

The precise algorithm is given as follows:

Adaptive Algorithm:

Input: Spatial mesh $\mathcal{T} = \mathcal{T}_0$, refinement parameter $\theta \in (0, 1)$, tolerance $\epsilon > 0$, data f .

1. Solve $\mathcal{V}\dot{\varphi}_{h,\Delta t} = \dot{f}$ on \mathcal{T} .
2. Compute the error indicators $\eta(\Delta)$ in each triangle $\Delta \in \mathcal{T}$.
3. Find $\eta_{max} = \max_{\Delta} \eta(\Delta)$.
4. Stop if $\sum_i \eta^2(\Delta_i) < \epsilon^2$.
5. Mark all $\Delta \in \mathcal{T}$ with $\eta(\Delta_i) > \theta \eta_{max}$.
6. Refine each marked triangle into 4 new triangles to obtain a new mesh \mathcal{T}
Choose Δt such that $\frac{\Delta t}{\Delta x} \leq 1$ for all triangles.
7. Go to 1.

Output: Approximation of $\dot{\varphi}$.

In the first step, we solve $V\dot{\varphi} = \dot{f}$ using the Galerkin discretization (10) in $V_{h,\Delta t}^{1,1}$. The Galerkin solution has the form

$$\dot{\varphi}_{h,\Delta t}(x, t) = \sum_{m=1}^{N_t} \sum_{i=1}^{N_s} \varphi_i^m \beta^m(t) \xi_i(x) ,$$

where β^m is the piecewise linear hat function in time associated to time t_m ,

$$\beta^m(t) = (\Delta t)^{-1}((t - t_m)\chi_{[t_{m-1}, t_m]}(t) - (t - t_{m+1})\chi_{[t_m, t_{m+1}]}(t)),$$

and ξ_i is the piecewise linear hat function in space associated to node i .

As a step towards adaptive mesh refinements in space-time, we here focus on time-integrated error indicators as they are relevant for geometric singularities. As shown in [22], for polyhedral meshes and screens time-independent graded meshes lead to quasi-optimal convergence rates in spite of singularities of the solutions. The time-integrated error indicator for triangle Δ is computed as

$$\eta^2(\Delta) = \sum_n \{ \eta_{\Delta, \nabla_\Gamma}(I_n)^2 + \eta_{\Delta, \partial_t}(I_n)^2 \} .$$

Here, for every triangle Δ and every time interval $I_n = [t_{n-1}, t_n]$ we define the partial error indicators

$$\begin{aligned} \eta_{\Delta, \nabla_\Gamma}(I_n)^2 &= h_\Delta \int_{t_{n-1}}^{t_n} \int_{\Delta} [\nabla_\Gamma(\dot{f} - \mathcal{V}\dot{\varphi}_{h, \Delta t})]^2 ds_x dt , \\ \eta_{\Delta, \partial_t}(I_n)^2 &= \Delta t \int_{t_{n-1}}^{t_n} \int_{\Delta} [\partial_t(\dot{f} - \mathcal{V}\dot{\varphi}_{h, \Delta t})]^2 ds_x dt . \end{aligned}$$

The time integral is approximated by the trapezoidal rule, and the tangential gradient of a function F is computed as

$$\nabla_\Gamma F(t, x) = P_\Gamma \nabla F = \nabla F(t, x) - \nu(\nu \cdot \nabla F(t, x))$$

with the outer unit normal vector ν to Γ , resp. the projection P_Γ onto the tangent bundle of Γ .

To compute $\eta_{\Delta, \nabla_\Gamma}$ from $\dot{\varphi}_{h, \Delta t}$, we consider the gradient of $\mathcal{V}\dot{\varphi}_{h, \Delta t}$ as a singular integral:

$$\begin{aligned} &\nabla_\Gamma \mathcal{V}\dot{\varphi}_{h, \Delta t}(t, x) \\ &= \frac{-1}{4\pi} P_\Gamma \int_\Gamma (x - y) \left(\frac{\dot{\varphi}_{h, \Delta t}(t - |x - y|, y)}{|x - y|^3} + \frac{\ddot{\varphi}_{h, \Delta t}(t - |x - y|, y)}{|x - y|^2} \right) ds_y \\ &= \frac{-1}{4\pi} \sum_{m=1}^{N_t} \sum_{i=1}^{N_s} \varphi_i^m P_\Gamma \int_\Gamma \varphi_i(y) \left[\beta^m(t - |x - y|) \frac{x - y}{|x - y|^3} \right. \\ &\quad \left. + \dot{\beta}^m(t - |x - y|) \frac{x - y}{|x - y|^2} \right] ds_y . \end{aligned}$$

Using the explicit form of β^m , we obtain

$$\begin{aligned} \nabla_\Gamma \mathcal{V}\dot{\varphi}_{h, \Delta t}(t, x) &= \frac{-1}{4\pi} \sum_{m=1}^{N_t} \sum_{i=1}^{N_s} \varphi_i^m \left[\frac{t - t_{m-1}}{\Delta t} P_\Gamma \int_{t-t_m \leq |x-y| \leq t-t_{m-1}} \xi_i(y) \frac{x - y}{|x - y|^3} ds_y \right. \\ &\quad \left. - \frac{t - t_{m+1}}{\Delta t} P_\Gamma \int_{t-t_{m+1} \leq |x-y| \leq t-t_m} \xi_i(y) \frac{x - y}{|x - y|^3} ds_y \right] . \end{aligned}$$

The integrals are evaluated with a composite hp-graded quadrature, like the entries of the BEM Galerkin matrix in (10). See [20] for details.

8 Towards space-time adaptivity

The previous sections presented an adaptive mesh refinement procedure based on time-independent meshes. While these provide efficient approximations for solutions with time-independent, geometric singularities, wave phenomena naturally include singularities which move in space-time, such as travelling wave crests.

The time-averaged error indicators used above are inadequate in such settings. However, the underlying a posteriori error estimates still apply and can be used to define residual error indicators η in each space-time element. They lead to an adaptive algorithm, as before based on the steps

SOLVE \longrightarrow ESTIMATE \longrightarrow MARK \longrightarrow REFINES.

The precise algorithm with local time stepping is given as follows:

Space-time Adaptive Algorithm:

Input: Mesh $\mathcal{T} = (\mathcal{T}_S \times \mathcal{T}_T)_0$, refinement parameter $\theta \in (0, 1)$, tolerance $\epsilon > 0$, data f .

1. Solve $V\dot{\varphi}_{h,\Delta t} = \dot{f}$ on \mathcal{T} .
2. Compute the error indicators $\eta(\square)$ in each space-time prism $\square \in \mathcal{T}$.
3. Find $\eta_{max} = \max_{\square} \eta(\square)$.
4. Stop if $\sum_i \eta^2(\square_i) < \epsilon^2$.
5. Mark all $\square \in \mathcal{T}$ with $\eta(\square) > \theta \eta_{max}$.
6. Refine each marked \square in space to obtain a new mesh \mathcal{T} . If $\frac{\Delta t}{\Delta x} \geq 1$ in a refined element, divide local time step Δt by 2.
7. Go to 1.

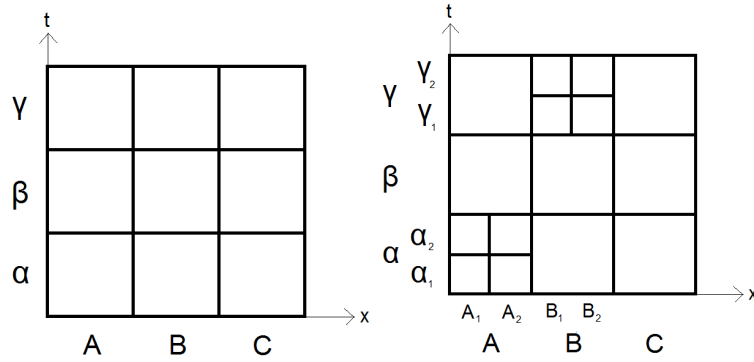


Figure 1: Uniform coarse mesh and local space-time refinement.

Such fully space-time adaptive mesh refinements based on different error indicators have been explored by M. Gläflke [26] for 2d problems, and Figure 1 gives a schematic illustration of the space-time refinement used in his work.

The flexibility of the space-time adaptive approach comes with additional computational cost. When the space-time mesh is a global product of spatial and temporal meshes with equidistant time steps, the Galerkin matrix has a block Toeplitz structure with constant blocks V^j corresponding to global time steps t_n, t_m with $j = n - m$.

The Toeplitz structure is lost when the time step or spatial mesh change with time. Instead of one new matrix V^j in time step j , for variable time step a naive implementation even for a constant spatial now requires the computation of $j + 1$ matrices in time step j . While Gläflke's brute force approach in 2d [26] provides a proof of principle for the adaptive

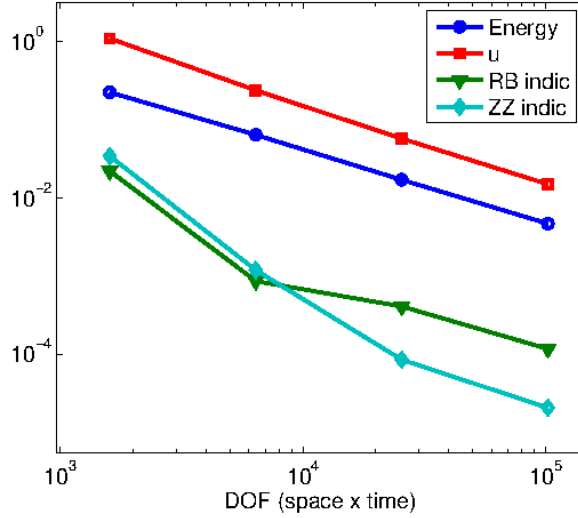


Figure 2: Energy error, residual and ZZ error indicators for Dirichlet problem on $\Gamma = S^2$, Example 1.

procedure, it becomes computationally infeasible in 3d. Efficient implementations of space-time adaptivity for time domain boundary elements would likely reuse those entries of the space-time system which have not been affected by the last refinement step. The actual implementation remains a challenge for future work in both 2d and 3d.

9 Numerical experiments

Example 1: We consider the Dirichlet problem $\mathcal{V}\phi = f$ on the unit sphere $\Gamma = S^2$ with the right hand side $f(t, x, y, z) = \sin(t)^5 x^2$ and $[0, T] = [0, 2.5]$. We use a discretization by linear ansatz and test functions in space and time. Γ is approximated by uniform meshes of 80, 320, 1280, and 5120 triangles, and the time step Δt is 0.4, 0.2, 0.1, resp. 0.05 for the respective meshes to keep $\frac{\Delta t}{h}$ fixed. The numerical results are compared to the exact solution.

Figure 2 shows the convergence of the error $\phi - \phi_{h,\Delta t}$ in the energy norm as well as the L^2 error in the sound pressure and compares them to both residual and ZZ error indicators. The resulting convergence rates are similar: We obtain a convergence rate of 0.93 in energy norm, 0.97 in sound pressure, 0.9 in the residual error indicator, and 1.02 in the ZZ indicator. This illustrates the reliability and efficiency of both error indicators with respect to the energy norm and related quantities such as the sound pressure in an example with known exact solution. More precisely, the quotient of the error estimate and the energy error, the efficiency index, remains approximately constant at 0.025 as the number of degrees of freedom increases.

Example 2: We consider the Dirichlet problem $\mathcal{V}\phi = f$ on the square screen $\Gamma = [-0.5, 0.5]^2 \times \{0\}$ with the right hand side $f(t, x, y, z) = \sin(t)^5 x^2$ for times $[0, 2.5]$. Using a discretization by linear ansatz and test functions in space and time, we compare the error of a uniform discretization to the error of an adaptive series of meshes, steered by the residual error estimate. The time step is fixed at $\Delta t = 0.1$, and the uniform meshes consist

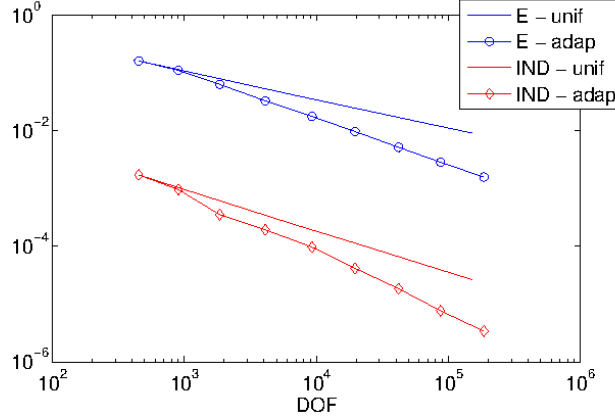


Figure 3: Energy error and residual error indicators for Dirichlet problem on $\Gamma = [-0.5, 0.5]^2 \times \{0\}$, Example 2.

of 18, 288, 648, 1352, and 6050 triangles, while the adaptive refinements correspond to 36, 74, 164, 370, 784, 1676, 3485, and 7432 triangles.

Figure 3 shows the convergence of the error indicator and the error in the energy norm, for both the uniform and adaptive series of meshes. The convergence rate is approximately 0.48 for uniform refinements, compared to 0.77 for adaptive refinements. The convergence rate in the uniform case agrees with the theoretical prediction of 0.5 from [22], and the adaptive convergence rate of 0.77 recovers the results for time-independent screen problems [14].

As in the elliptic case, the convergence rate of the adaptive refinements does not reach the optimal rate of 1.5 achieved with algebraically graded meshes, as demonstrated in [22]. The optimal anisotropic graded meshes cannot be obtained by mesh refinements: While adaptive meshes are locally quasi-uniform, graded meshes involve arbitrarily thin triangles with shallow angles near the edges of the screen. A heuristic explanation for the substantially higher rates of (anisotropic) graded meshes is contained in [15].

Figure 4 shows representative adaptive meshes, where the color scale highlights the residual-based indicator values for each element. Mesh refinements concentrate at the left and right edges, where the right hand side is steep, and to a lesser extent also at the top and bottom edges.

Example 3: We consider the Dirichlet problem $\mathcal{V}\phi = f$ on the triangle Γ with angles of 45, 45 and 90 degrees, as depicted in Figure 6. The right hand side is given by $f(t, x, y, z) = \sin(t)^5$, and we consider times $[0, 2.5]$. Using the discretization from Example 2, we compare the error on uniform meshes to the error of an adaptive series of meshes, steered by the residual error estimate. The time step is fixed at $\Delta t = 0.1$.

Figure 5 shows the convergence of the error indicator and the error in the energy norm, for both the uniform and adaptive series of meshes. The convergence rate is approximately 0.49 for uniform refinements, compared to 0.78 for adaptive refinements, almost identical to the square screen in Example 2.

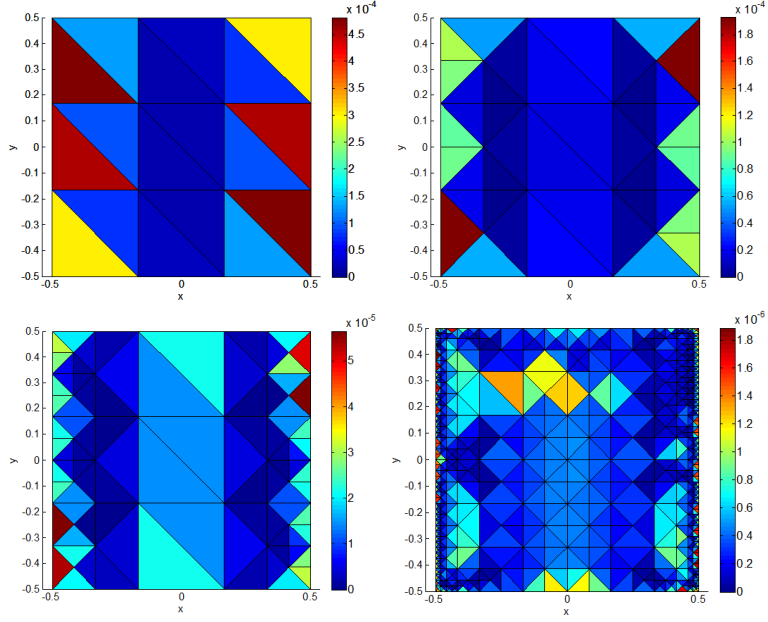


Figure 4: Meshes 1, 2, 3 and 6 generated by adaptive refinements, Example 2.

Figure 6 shows representative adaptive meshes, where the color scale highlights the residual-based indicator values for each element. As expected, mesh refinements concentrate in the two sharper corners of the triangle.

Example 4: We consider the Dirichlet problem $\mathcal{V}\phi = f$ on the triangle Γ with angles of 30, 60 and 90 degrees, as depicted in Figure 8. The right hand side is given by $f(t, x, y, z) = \sin(t)^5$, and we consider times $[0, 2.5]$. Using the discretization from Example 2, we compare the error on uniform meshes to the error of an adaptive series of meshes, steered by the residual error estimate. The time step is fixed at $\Delta t = 0.1$.

Figure 7 shows the convergence of the error indicator and the error in the energy norm, for both the uniform and adaptive series of meshes. The convergence rate is approximately 0.448 for uniform refinements, compared to 0.65 for adaptive refinements. The rates are slightly reduced compared to Examples 2 and 3, possibly because the asymptotic regime only sets in for higher degrees of freedom because of the small angles of 30 degrees in the triangulation.

Figure 8 shows representative adaptive meshes, where the color scale highlights the residual-based indicator values for each element. As expected, mesh refinements concentrate in the corners according to their sharpness.

From Experiments 2, 3 and 4 we conclude that the convergence rate is does not depend on the angles of the triangle, and therefore the corner singularity. The convergence rate of around $\frac{1}{2}$ on uniform meshes matches the rate theoretically expected for the approximation of the edge singularity [22], while the approximation error from the corner singularities is of higher order. The adaptive convergence rates of around 0.78 are compatible with the convergence rates of around 0.8 for the time-independent Laplace equation in [14]. The

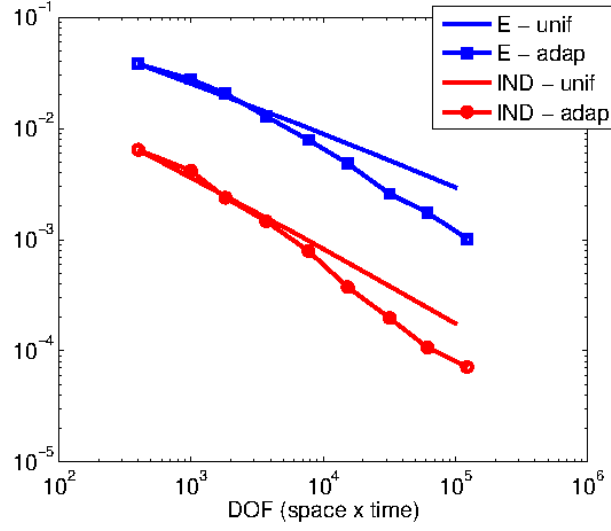


Figure 5: Energy error and residual error indicators for Dirichlet problem isosceles triangle, Example 3.

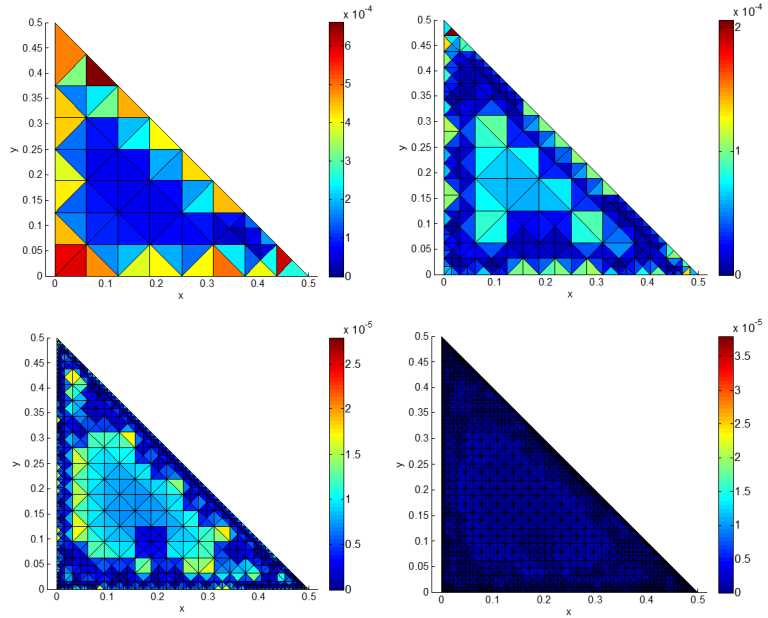


Figure 6: Meshes 3, 5, 7 and 8 generated by adaptive refinements, Example 3.

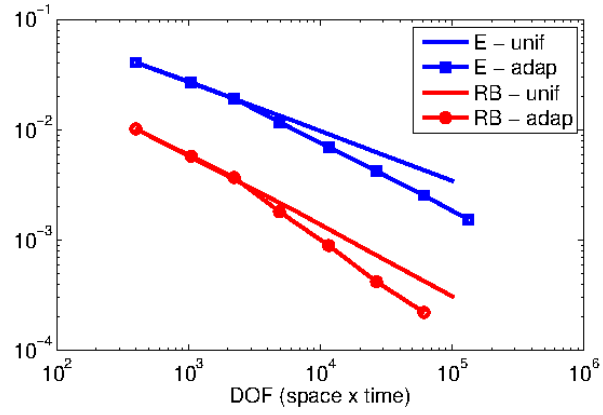


Figure 7: Energy error and residual error indicators for Dirichlet problem on 30-60-90 triangle, Example 4.

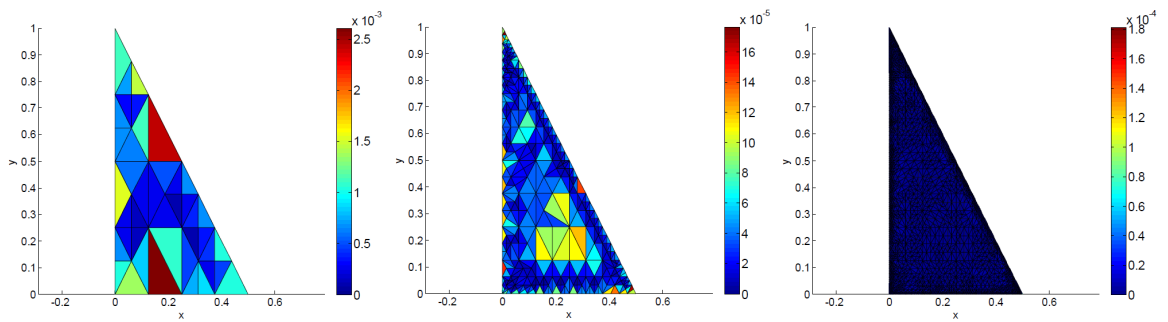


Figure 8: Meshes 2, 5, 8 generated by adaptive refinements, Example 4.

rates are slightly reduced in Example 4, with angles of 30 degrees, possibly because of the necessarily thin triangles in the triangulation.

10 Appendix: Mapping properties

We consider the mapping properties of Theorem 2.3, for Γ Lipschitz. The key step involves estimates for a fundamental solution to the wave equation, from which the mapping properties of the layer potentials can be deduced similarly as in Costabel's work for the Laplace equation [16].

Recall the following result by Becache and Ha Duong [8] for the Dirichlet trace:

Lemma 10.1. *For $s \in (\frac{1}{2}, \frac{3}{2})$, $\gamma_0 : H_{\omega,loc}^s(\mathbb{R}^d) \rightarrow H_{\omega}^{s-\frac{1}{2}}(\Gamma)$ continuous and $\|\gamma_0 u\|_{s-\frac{1}{2},\omega,\Gamma} \lesssim_\sigma \|u\|_{s,\omega,\mathbb{R}^d}$.*

Becache and Ha Duong only state this result for $s \leq 1$. The extension to $s > 1$ relies on the approach of [16] for Lipschitz Γ . For Γ of class $C^{1,\alpha}$, continuity also holds for $s = \frac{3}{2}$, by the extension in [48].

For $x \in \mathbb{R}^d \setminus \Gamma$, the single layer operator for the Helmholtz equation is given by

$$K_0^\omega v(x) = \int_{\Gamma} G_\omega(x, y) v(y) ds_y = G_\omega \circ \gamma_0^* v(x), \quad (26)$$

where γ_0^* is the adjoint of the trace map γ_0 .

As before, we always consider frequencies $\omega \in \mathbb{C}$ with $\text{Im}\omega > \sigma$. Note that

$$\frac{1}{i\bar{\omega}} G_\omega : H_{\omega,comp}^{-s}(\mathbb{R}^d) \rightarrow H_{\omega,loc}^{-s+2}(\mathbb{R}^d), \quad (27)$$

because

$$\begin{aligned} \left\| \frac{1}{i\bar{\omega}} G_\omega v \right\|_{-s+2,\omega,\mathbb{R}^d} &= \left\| \mathcal{F}^{-1} \frac{1}{i\bar{\omega}} (|\xi|^2 - \omega^2)^{-1} \mathcal{F} v \right\|_{-s+2,\omega,\mathbb{R}^d} \\ &= \left\| (|\xi|^2 + |\omega|^2)^{\frac{-s+2}{2}} \frac{1}{i\bar{\omega}} (|\xi|^2 - \omega^2)^{-1} \mathcal{F} v \right\|_{L^2(\mathbb{R}^d)} \\ &\leq (\text{Im}\omega)^{-1} \left\| (|\xi|^2 + |\omega|^2)^{\frac{-s+2}{2}} (|\xi|^2 - \omega^2)^{-1} \mathcal{F} v \right\|_{L^2(\mathbb{R}^d)} \\ &= (\text{Im}\omega)^{-1} \|v\|_{-s,\omega,\mathbb{R}^d}. \end{aligned}$$

Here

$$\text{Re } i\bar{\omega}(|\xi|^2 - \omega^2) = (\text{Im } \omega)(|\xi|^2 + |\omega|^2)$$

Hence

$$\|G_\omega f\|_{-s+2,\omega,\mathbb{R}^d} \lesssim \frac{|\omega|}{\text{Im}\omega} \|f\|_{-s,\omega,\mathbb{R}^d}, \quad (28)$$

so that with $\text{Im}\omega \geq \sigma$

$$\|K_0^\omega v\|_{-s+2,\omega,\mathbb{R}^d} \lesssim_\sigma |\omega| \|v\|_{-s+\frac{1}{2},\omega,\Gamma}. \quad (29)$$

From Lemma 10.1 we conclude that $\mathcal{V}^\omega := \gamma_0 K_0^\omega : H_\omega^{-\frac{1}{2}+\tau}(\Gamma) \rightarrow H_\omega^{\frac{1}{2}+\tau}(\Gamma)$ continuously for $\tau \in (-\frac{1}{2}, \frac{1}{2})$, and

$$\|\mathcal{V}^\omega v\|_{\frac{1}{2}+\tau, \omega, \Gamma} \lesssim_\sigma |\omega| \|v\|_{-\frac{1}{2}+\tau, \omega, \Gamma} . \quad (30)$$

For $x \in \mathbb{R}^d \setminus \Gamma$, the double layer potential for the Helmholtz equation is given by

$$K_1^\omega v(x) = \int_\Gamma \partial_{\nu(y)} G_\omega(x, y) v(y) ds_y. \quad (31)$$

To describe the mapping properties of this operator, we rely on the following lemma:

Lemma 10.2. *The Dirichlet problem*

$$Pu := \Delta u + \omega^2 u = 0 , \quad (32a)$$

$$u|_\Gamma = v, \quad (32b)$$

for given $v \in H_\omega^{\frac{1}{2}}(\Gamma)$, admits a unique weak solution $u = Tv$, and

$$\|u\|_{1, \omega, \Omega} \lesssim C(\sigma) |\omega| \|v\|_{\frac{1}{2}, \omega, \Gamma} \quad (33)$$

and

$$\|Tv\|_{H_P^1(\Omega)} := (\|u\|_{1, \omega, \Omega}^2 + \|Pu\|_{0, \omega, \Omega}^2)^{\frac{1}{2}} \leq C'(\sigma) |\omega| \|v\|_{\frac{1}{2}, \omega, \Gamma}. \quad (34)$$

Proof. The bilinear form

$$a(u, u) = -(\nabla u, \nabla u)_{L^2(\Omega)} + \omega^2 (u, u)_{L^2(\Omega)} \quad (35)$$

satisfies

$$\operatorname{Re} \left\{ \frac{(-i\bar{\omega})}{|\bar{\omega}|} a(u, u) \right\} = -\frac{\operatorname{Im} \omega}{|\bar{\omega}|} \|u\|_{1, \omega, \Omega}^2 . \quad (36)$$

Hence, the associated operator $-i\bar{\omega}A$ satisfies

$$\|A^{-1}\|_{\mathcal{L}(H_\omega^{-1}(\Omega), H_\omega^1(\Omega))} \leq \frac{|\omega|}{\operatorname{Im} \omega} . \quad (37)$$

We use the extension operator to extend v to $\tilde{v} \in H_\omega^1(\Omega)$ with norm

$$\|\tilde{v}\|_{1, \omega, \Omega} \lesssim_\sigma \|v\|_{\frac{1}{2}, \omega, \Gamma}. \quad (38)$$

Then we seek a solution in $H_{\omega, 0}^1(\Omega)$ to $Au = -A\tilde{v} \in H_\omega^{-1}(\Omega)$. By (37), u exists and

$$\|u\|_{1, \omega, \Omega} \lesssim_\sigma \frac{|\omega|}{\operatorname{Im} \omega} \|v\|_{\frac{1}{2}, \omega, \Gamma}. \quad (39)$$

□

To relate the double layer potential K_1^ω to the solution operator T of (32), we use the representation formula for $x \in \mathbb{R}^d \setminus \Gamma$:

$$u(x) = G_\omega f(x) + \langle \gamma_1 G_\omega(x, \cdot), [\gamma_0 u] \rangle - \langle [\gamma_1 u], G_\omega(x, \cdot) \rangle . \quad (40)$$

Here γ_1 denotes the Neumann trace. This shows

$$Tv = -K_1^\omega v + K_0^\omega \gamma_1 T v, \quad (41)$$

or

$$K_1^\omega = (-1 + K_0^\omega \gamma_1) T. \quad (42)$$

With the operator norms from (29) and (34), we conclude

$$\begin{aligned} & \|K_1^\omega v\|_{1,\omega,\Omega} \\ & \lesssim \left(1 + \|K_0^\omega\|_{\mathcal{L}(H_\omega^{-\frac{1}{2}}(\Gamma), H_\omega^1(\Omega))} \|\gamma_1\|_{\mathcal{L}(H_P^1(\Omega), H_\omega^{-\frac{1}{2}}(\Gamma))} \right) \|T\|_{\mathcal{L}(H_\omega^{\frac{1}{2}}(\Gamma), H_P^1(\Omega))} \|v\|_{\frac{1}{2},\omega,\Gamma} \\ & \lesssim_\sigma \left(1 + |\omega| \|\gamma_1\|_{\mathcal{L}(H_P^1(\Omega), H_\omega^{-\frac{1}{2}}(\Gamma))} \right) C'(\sigma) |\omega| \|v\|_{\frac{1}{2},\omega,\Gamma}. \end{aligned} \quad (43)$$

It remains to determine $\|\gamma_1\|_{\mathcal{L}(H_P^1(\Omega), H_\omega^{-\frac{1}{2}}(\Gamma))}$, which we now pursue.

The trace map γ_0 admits a right-inverse γ_0^- , which maps $H_\omega^{s-1/2}(\Gamma) \rightarrow H_{\omega,loc}^s(\mathbb{R}^d)$ continuously for all $s \in (1/2, 1]$.

With

$$\phi \mapsto \langle \gamma_1 u, \phi \rangle := -a(u, \gamma_0^- \phi) - \int_\Omega Pu \gamma_0^- \bar{\phi}, \quad (44)$$

we have

$$\begin{aligned} & \sup_{\phi \neq 0} \frac{|\langle \gamma_1 u, \phi \rangle|}{\|\phi\|_{\frac{1}{2},\omega,\Gamma}} \\ & = \sup_{\phi \neq 0} \frac{|-a(u, \gamma_0^- \phi) - \int_\Omega Pu \gamma_0^- \bar{\phi}|}{\|\phi\|_{\frac{1}{2},\omega,\Gamma}} \\ & \leq \sup_{\phi \neq 0} \frac{|-\int_\Omega \partial_\nu u \overline{\gamma_0^- \phi} + \omega^2 u \gamma_0^- \bar{\phi} - \int_\Omega Pu \gamma_0^- \bar{\phi}|}{\|\phi\|_{H^{\frac{1}{2},\omega}(\Gamma)}} \\ & \leq \sup_{\phi \neq 0} \frac{1}{\|\phi\|_{\frac{1}{2},\omega,\Gamma}} (\|\nabla u\|_{L^2(\Omega)} \|\nabla \gamma_0^- \phi\|_{L^2(\Omega)} + |\omega|^2 \|u\|_{L^2(\Omega)} \|\gamma_0^- \phi\|_{L^2(\Omega)} + \|Pu\|_{L^2(\Omega)} \|\gamma_0^- \phi\|_{L^2(\Omega)}) \\ & \lesssim_\sigma \sup_{\phi \neq 0} \frac{1}{\|\gamma_0^- \phi\|_{1,\omega,\Omega}} \left[\left(\|\nabla u\|_{L^2(\Omega)}^2 + |\omega|^2 \|u\|_{L^2(\Omega)}^2 \right)^{\frac{1}{2}} \left(\|\nabla \gamma_0^- \phi\|_{L^2(\Omega)}^2 + |\omega|^2 \|\gamma_0^- \phi\|_{L^2(\Omega)}^2 \right)^{\frac{1}{2}} \right. \\ & \quad \left. + \|Pu\|_{L^2(\Omega)} \|\gamma_0^- \phi\|_{L^2(\Omega)} \right] \\ & \lesssim_\sigma \left(\|\nabla u\|_{L^2(\Omega)}^2 + |\omega|^2 \|u\|_{L^2(\Omega)}^2 \right)^{\frac{1}{2}} + \|Pu\|_{L^2(\Omega)} \end{aligned} \quad (45)$$

Therefore we have for the conormal derivative γ_1 :

Lemma 10.3. *Let $u \in H_P^1(\Omega)$. Then $\varphi \mapsto \langle \gamma_1 u, \varphi \rangle$ is a continuous linear functional on $H_\omega^{\frac{1}{2}}(\Gamma)$ and*

$$\|\gamma_1 u\|_{-\frac{1}{2},\omega,\Gamma} \lesssim_\sigma \|u\|_{H_P^1(\Omega)}. \quad (46)$$

We conclude for the double layer potential in the energy space:

$$\|K_1^\omega v\|_{1,\omega,\Omega} \lesssim_\sigma |\omega| (1 + |\omega|) \|v\|_{\frac{1}{2},\omega,\Gamma}. \quad (47)$$

Variational arguments show that $\|K_1^\omega v\|_{1,\omega,\Omega} \lesssim \frac{|\omega|}{\text{Im}\omega} \|v\|_{\frac{1}{2},\omega,\Gamma}$. However, the above argument generalizes (47) to arbitrary Sobolev exponents.

This generalization relies on the following theorem, which specifies the ω -dependence of the endpoint estimates for the Dirichlet-Neumann and Neumann-Dirichlet operators, denoted by $\gamma_1 T$, respectively ND [34]:

Theorem 10.4. *For all $\tau \in [-1/2, 1/2]$:*

- a) $\|\gamma_1 T\|_{\mathcal{L}(H_\omega^{\tau+1/2}(\Gamma), H_\omega^{\tau-1/2}(\Gamma))} \lesssim_\sigma |\omega|$,
- b) $\|ND\|_{\mathcal{L}(H_\omega^{\tau-1/2}(\Gamma), H_\omega^{\tau+1/2}(\Gamma))} \lesssim_\sigma |\omega|$.

Theorem 10.4 will be used to prove the following lemma:

Lemma 10.5. *For $\tau \in [-\frac{1}{2}, \frac{1}{2}]$, $T : H_\omega^{\frac{1}{2}+\tau}(\Gamma) \rightarrow H_P^{1+\tau}(\Omega)$ continuous and*

$$\|Tv\|_{H_P^{1+\tau}(\Omega)} \lesssim_\sigma |\omega| \|v\|_{\frac{1}{2}+\tau,\omega,\Gamma}. \quad (48)$$

Lemma 10.6. *For $s \in (\frac{1}{2}, \frac{3}{2})$, $\gamma_1 : H_P^s(\Omega) \rightarrow H_\omega^{s-\frac{3}{2}}(\Gamma)$ continuous and*

$$\|\gamma_1 u\|_{s-\frac{3}{2},\omega,\Gamma} \lesssim_\sigma \|u\|_{H_P^s(\Omega)}.$$

Proof. This follows from the Costabel's trace theorem for $\omega = 1$, $\|\gamma_1 u\|_{H^{s-\frac{3}{2}}(\Gamma)} \lesssim \|u\|_{H^s(\Omega)}$, using that $s - \frac{3}{2} < 0$:

$$\|\gamma_1 u\|_{s-\frac{3}{2},\omega,\Gamma} \lesssim_\sigma \|\gamma_1 u\|_{H^{s-\frac{3}{2}}(\Gamma)} \lesssim \|u\|_{H^s(\Omega)} \lesssim_\sigma \|u\|_{H_P^s(\Omega)}.$$

□

Proof of Lemma 10.5. Following [16], for a large enough ball $B \supseteq \bar{\Omega}$ and $\Omega_2 = B \setminus \bar{\Omega}$, we consider

$$\Delta u + \omega^2 u = 0 \quad \text{in } \Omega_2, \quad (49a)$$

$$u|_\Gamma = v, \quad (49b)$$

$$u|_{\partial B} = 0 \quad (49c)$$

with $v \in H_\omega^{\frac{1}{2}+\tau}(\Gamma)$. The solution operator is denoted by T_2 : $u = T_2 v$.

Let $u = \begin{cases} Tv & \text{in } \Omega \\ T_2 v & \text{in } \Omega_2 \end{cases}$. Then we have

$$u = -K_0^\omega \gamma_1 u + \int_{\partial B} \partial_\nu u(y) G_\omega(\cdot, y) ds_y, \quad \text{in } \Omega \cup \Omega_2 \quad (50)$$

By Theorem 10.4 we have for $\tau \in [-1/2, 1/2]$

$$\|\partial_\nu u|_{\partial B}\|_{-1/2+\tau,\omega,\partial B} + \|\gamma_1 Tv\|_{-1/2+\tau,\omega,\Gamma} + \|\gamma_1 T_2 v\|_{-1/2+\tau,\omega,\Gamma} \lesssim |\omega| \|v\|_{1/2+\tau,\omega,\Gamma}$$

Therefore with (50) we have

$$\|u\|_{1+\tau,\omega,\Omega} \lesssim |\omega| \|v\|_{1/2+\tau,\omega,\Gamma}$$

yielding the assertion. □

We now prove the estimates in Theorem 10.4. For these, we rely on frequency-explicit Rellich identities, which we then translate into the time-domain.

Proof of Theorem 10.4. Applying the identity (5.1.1) and the Green's formula (5.1.2) in Nečas [34], yields with $Av = \sum_{j=1}^N \partial_j^2 u + \omega^2 u$ and $n_k h_k \geq C > 0$ that

$$\begin{aligned} & \int_{\partial\Omega} (-h_k n_k (\partial_i u)^2 + 2(h_i \partial_i u)(n_k \partial_k u)) \\ &= \int_{\Omega} \left(-(\partial_k h_k)(\partial_i u)^2 + 2(\partial_k h_i)(\partial_i u)(\partial_k u) - 2h_i \omega^2 (\partial_i u) u \right). \end{aligned} \quad (51)$$

Here n_k is the k -th component of the unit normal vector to Γ and h is a suitably chosen vector field.

Note that the left hand side is

$$2 \int_{\partial\Omega} ((h_i \partial_i u)(n_k \partial_k u) - n_k h_k (\partial_i u)^2) + \int_{\partial\Omega} h_k n_k (\partial_i u)^2.$$

Since the first integral only contains tangential derivatives,

$$\sum_i \|\partial_i u\|_{L^2(\partial\Omega)}^2 \lesssim \|u|_{\partial\Omega}\|_{H^1(\partial\Omega)}^2 + \int_{\Omega} |\nabla u|^2 + |\omega|^2 \left| \int_{\Omega} (h_i \partial_i u) u \right|.$$

Hence

$$\sum_i \|\partial_i u\|_{L^2(\Gamma)}^2 \lesssim \|\nabla_{\Gamma} u\|_{L^2(\Gamma)}^2 + \int_{\Omega} |\nabla u|^2 + |\omega|^2 \int_{\Omega} |\partial u| |u| \quad (52)$$

Next we consider

$$\int_{\Omega} |\nabla u|^2 - \omega^2 |u|^2 = \int_{\Gamma} u|_{\partial\Omega} (\partial_{\nu} \bar{u}). \quad (53)$$

Taking the real part of (53) leads to

$$\int_{\Omega} |\nabla u|^2 + (|\operatorname{Im} \omega|^2 - |\operatorname{Re} \omega|^2) |u|^2 = \operatorname{Re} \int_{\Gamma} u (\partial_{\nu} \bar{u}),$$

while the imaginary part is given by

$$2(\operatorname{Im} \omega)(\operatorname{Re} \omega) \int_{\Omega} |u|^2 = \operatorname{Im} \int_{\Gamma} u (\partial_{\nu} \bar{u}).$$

We consider two cases: First, for $|\operatorname{Re} \omega| \geq \frac{\operatorname{Im} \omega}{2} \geq \frac{\sigma}{2}$:

$$\begin{aligned} \int_{\Omega} |u|^2 &\lesssim \frac{1}{|\omega| |\operatorname{Im} \omega|} \left| \int_{\Gamma} u (\partial_{\nu} \bar{u}) \right|, \\ \int_{\Omega} |\nabla u|^2 &\stackrel{(53)}{\lesssim} \frac{(1 + |\omega|)}{|\operatorname{Im} \omega|} \left| \int_{\Gamma} u (\partial_{\nu} \bar{u}) \right|, \\ \int_{\Omega} |\nabla u|^2 + |\omega|^2 |u|^2 &\lesssim \frac{(1 + |\omega|)}{|\operatorname{Im} \omega|} \left| \int_{\Gamma} u (\partial_{\nu} \bar{u}) \right|. \end{aligned}$$

In the remaining case, $|Rew| \leq \frac{Im\omega}{2} (\geq \frac{\sigma}{2})$, we have $Im\omega \simeq (|Im\omega|^2 - |Rew|^2)^{1/2} \simeq (|Im\omega|^2 + |Rew|^2)^{1/2} \simeq |\omega|$, and with (53)

$$\begin{aligned} \int_{\Omega} |\nabla u|^2 + |\omega|^2 |u|^2 &\lesssim \left| \int_{\Gamma} u(\partial_{\nu} \bar{u}) \right|, \\ \int_{\Omega} |\omega|^2 |u| |\nabla u| &\lesssim |\omega|^2 \|u\|_{L^2(\Omega)} \|\nabla u\|_{L^2(\Omega)}, \\ \|\nabla u\|_{L^2(\Omega)} &\lesssim_{\sigma} (1 + |\omega|)^{1/2} \left| \int_{\Gamma} u(\partial_{\nu} \bar{u}) \right|^{1/2}, \\ \|u\|_{L^2(\Omega)} &\lesssim \frac{1}{|\omega|^{1/2}} \left| \int_{\Gamma} u(\partial_{\nu} \bar{u}) \right|^{1/2}. \end{aligned}$$

This implies

$$\int_{\Omega} |\nabla u|^2 + |\omega|^2 |u| |\nabla u| \lesssim_{\sigma} |\omega|^2 \left| \int_{\Gamma} u(\partial_{\nu} \bar{u}) \right|.$$

Therefore (52) implies

$$\begin{aligned} \sum_i \|\partial_i u\|_{L^2(\Gamma)}^2 &\lesssim_{\sigma} \|\nabla_{\Gamma} u\|_{L^2(\Gamma)}^2 + |\omega|^2 \|u\|_{L^2(\Gamma)} \|\partial_{\nu} u\|_{L^2(\Gamma)}, \\ \sum_i \|\partial_i u\|_{L^2(\Gamma)} &\lesssim_{\sigma} \|\nabla_{\Gamma} u\|_{L^2(\Gamma)} + |\omega|^2 \|u\|_{L^2(\Gamma)} \simeq |\omega| \|u\|_{1,\omega,\Gamma}, \end{aligned}$$

i.e. Dirichlet data in $H_{\omega}^1(\Gamma)$ are mapped continuously to Neumann data in $L^2(\Gamma)$.

$$\|\gamma_1 T\|_{\mathcal{L}(H_{\omega}^1(\Gamma), L^2(\Gamma))} \lesssim_{\sigma} |\omega|.$$

Standard arguments using the divergence theorem now show:

$$\begin{aligned} \int_{\Omega} \operatorname{div}(|u|^2 h) &= \int_{\Omega} |u|^2 \operatorname{div} h + 2\operatorname{Re} \int_{\Omega} \bar{u}(h \cdot \nabla u) \\ &\lesssim \int_{\Omega} |u|^2 + \int_{\Omega} |\bar{u}| |\nabla u| \\ &\lesssim_{\sigma} \frac{1}{|\omega|} \left| \int_{\Gamma} \bar{u} \partial_{\nu} u \right| + \|u\|_{L^2(\Omega)} \|\nabla u\|_{L^2(\Omega)} \\ &\lesssim_{\sigma} \left(\frac{1}{|\omega|} + 1 \right) \left| \int_{\Gamma} \bar{u} \partial_{\nu} u \right| \\ &\lesssim \left(\frac{1}{|\omega|} + 1 \right) \left(\epsilon \|u\|_{L^2(\Gamma)}^2 + \frac{1}{\epsilon} \|\partial_{\nu} u\|_{L^2(\Gamma)}^2 \right)^{1/2}, \end{aligned}$$

where $0 < \epsilon \lesssim \frac{|\omega|}{|\omega|+1}$. Therefore,

$$\|u\|_{L^2(\Gamma)} \leq \left(\frac{1}{|\omega|} + 1 \right)^2 \|\partial_{\nu} u\|_{L^2(\Gamma)}.$$

Using (51) as in the proof of Lemma 5.2.2 in [34], we conclude:

$$\int_{\Gamma} (-h_k n_k (\partial_i u)^2 + 2(h_i \partial_i u)(n_k \partial_k u)) \leq \int_{\Omega} (|\nabla u|^2 + |\omega|^2 |\nabla u| |u|) .$$

Note that the left hand side is larger than $\int_{\Gamma} \sum_i (\partial_i u)^2 - C \sum_i |\partial_i u| |\partial_{\nu} u|$, so that

$$\int_{\Gamma} \sum_i |\partial_i u|^2 \lesssim \int_{\Gamma} (\partial_{\nu} u)^2 + \int_{\Omega} (|\nabla u|^2 + |\omega|^2 |\nabla u| |u|) .$$

As above,

$$\int_{\Omega} (|\nabla u|^2 + |\omega|^2 |\nabla u| |u|) \lesssim_{\sigma} |\omega|^2 \left| \int_{\Gamma} u \partial_{\nu} \bar{u} \right| ,$$

so that

$$\begin{aligned} \sum_i \int_{\Gamma} |\partial_i u|^2 &\lesssim \int_{\Gamma} (\partial_{\nu} u)^2 + |\omega|^4 \|u\|_{L^2(\Gamma)}^2 \\ &\lesssim |\omega|^2 \|u\|_{1,\omega,\Gamma}^2 . \end{aligned}$$

Altogether, we conclude the endpoint estimate $\|\gamma_1 T\|_{\mathcal{L}(H_{\omega}^1(\Gamma), L^2(\Gamma))} \lesssim_{\sigma} |\omega|$.

Further, as in [34], Theorem 5.1.3, $\gamma_1 T$ extends by duality to a bounded linear operator from $L^2(\Gamma)$ to $H_{\omega}^{-1}(\Gamma)$ and

$$\|\gamma_1 T\|_{\mathcal{L}(L^2(\Gamma), H_{\omega}^{-1}(\Gamma))} \lesssim_{\sigma} |\omega| .$$

By interpolation, we conclude for $\tau \in [-1/2, 1/2]$

$$\|\gamma_1 T\|_{\mathcal{L}(H_{\omega}^{\tau+1/2}(\Gamma), H_{\omega}^{\tau-1/2}(\Gamma))} \lesssim_{\sigma} |\omega| .$$

Similar arguments apply to the Neumann-Dirichlet operator ND . They lead to

$$\|ND\|_{\mathcal{L}(H_{\omega}^{-1}(\Gamma), L^2(\Gamma))} \lesssim_{\sigma} |\omega| ,$$

and then by duality and interpolation for $\tau \in [-\frac{1}{2}, \frac{1}{2}]$

$$\|ND\|_{\mathcal{L}(H_{\omega}^{\tau-1/2}(\Gamma), H_{\omega}^{\tau+1/2}(\Gamma))} \lesssim_{\sigma} |\omega| .$$

□

We finally prove Theorem 2.3.

Proof of Theorem 2.3. From above we recall for $\tau \in [-\frac{1}{2}, \frac{1}{2}]$

$$\|K_0^{\omega} v\|_{1+\tau,\omega,\Omega} \lesssim_{\sigma} |\omega| \|v\|_{-1/2+\tau,\omega,\Gamma} , \quad (54)$$

and for $\tau \in (-\frac{1}{2}, \frac{1}{2})$

$$\|\mathcal{V}^{\omega} v\|_{1/2+\tau,\omega,\Gamma} = \|\gamma_0 K_0^{\omega} v\|_{1/2+\tau,\omega,\Gamma} \lesssim_{\sigma} |\omega| \|v\|_{-1/2+\tau,\omega,\Gamma} , \quad (55)$$

$$\|\mathcal{K}'^{\omega} v\|_{-1/2+\tau,\omega,\Gamma} = \|\gamma_1 K_0^{\omega} v\|_{-1/2+\tau,\omega,\Gamma} \lesssim_{\sigma} |\omega| \|v\|_{-1/2+\tau,\omega,\Gamma} . \quad (56)$$

From the proof of Lemma 10.5, (42) and the trace theorem we obtain for $\tau \in [-\frac{1}{2}, \frac{1}{2}]$

$$\|K_1^{\omega} v\|_{1+\tau,\omega,\Omega} \lesssim_{\sigma} |\omega|^2 \|v\|_{1/2+\tau,\omega,\Gamma} , \quad (57)$$

generalizing (47). We conclude for $\tau \in (-\frac{1}{2}, \frac{1}{2})$

$$\|\mathcal{K}^{\omega} v\|_{1/2+\tau,\omega,\Gamma} = \|\gamma_0 K_1^{\omega} v\|_{1/2+\tau,\omega,\Gamma} \lesssim_{\sigma} |\omega|^2 \|v\|_{1/2+\tau,\omega,\Gamma} , \quad (58)$$

$$\|\mathcal{W}^{\omega} v\|_{-1/2+\tau,\omega,\Gamma} = \|\gamma_1 K_1^{\omega} v\|_{-1/2+\tau,\omega,\Gamma} \lesssim_{\sigma} |\omega|^2 \|v\|_{1/2+\tau,\omega,\Gamma} . \quad (59)$$

Using the Fourier transform to translate back into the time domain, we conclude the proof of Theorem 2.3 for Γ Lipschitz.

For Γ of class $C^{1,\alpha}$, the Dirichlet and Neumann traces γ_0 and γ_1 are also continuous in the endpoints of the interval $\tau \in [-\frac{1}{2}, \frac{1}{2}]$, and the estimates (55), (56), (58) and (59) extend to the endpoints $\tau = \pm \frac{1}{2}$. □

References

- [1] A. Aimi, M. Diligenti, A. Frangi, C. Guardasoni, *Neumann exterior wave propagation problems: computational aspects of 3D energetic Galerkin BEM*, Comput. Mech. **51** (2013), 475–493.
- [2] A. Aimi, M. Diligenti, A. Frangi, C. Guardasoni, *A stable 3D energetic Galerkin BEM approach for wave propagation interior problems*, Eng. Anal. Bound. Elem. **36** (2012), 1756–1765.
- [3] A. Aimi, M. Diligenti, C. Guardasoni, *On the energetic Galerkin boundary element method applied to interior wave propagation problems*, J. Comput. Appl. Math. **235** (2011), 1746–1754.
- [4] A. Aimi, M. Diligenti, C. Guardasoni, I. Mazzieri, S. Panizzi, *An energy approach to space-time Galerkin BEM for wave propagation problems*, Internat. J. Numer. Methods Engrg. **80** (2009), 1196–1240.
- [5] A. Bamberger, T. Ha Duong, *Formulation variationnelle espace-temps pour le calcul par potentiel retard de la diffraction d’une onde acoustique*, Math. Meth. Appl. Sci. **8** (1986), 405–435.
- [6] A. Bamberger, T. Ha Duong, *Formulation variationnelle pour le calcul de la diffraction d’une onde acoustique par une surface rigide*, Math. Meth. Appl. Sci. **8** (1986), 598608.
- [7] L. Banz, H. Gimperlein, Z. Nezhi, E. P. Stephan, *Time domain BEM for sound radiation of tires*, Computational Mechanics **58** (2016), 45–57.
- [8] E. Becache, T. Ha-Duong, *A space-time variational formulation for the boundary integral equation in a 2D elastic crack problem*, RAIRO Model. Math. Anal. Numer. **28** (1994), 141–176.
- [9] E. Becache, *A variational boundary integral equation method for an elastodynamic antiplane crack*, Internat. J. Numer. Methods Engrg. **36** (1993), 969–984.
- [10] C. Carstensen, *Merging the Bramble-Pasciak-Steinbach and the Crouzeix-Thomee criterion for H^1 -stability of the L^2 -projection onto finite element spaces*, Math. Comp. **71** (2002), 157–163.
- [11] C. Carstensen, *Efficiency of a posteriori BEM-error estimates for first-kind integral equations on quasi-uniform meshes*, Math. Comp. **65** (1996), 69–84.
- [12] C. Carstensen, D. Praetorius, *Averaging techniques for the effective numerical solution of Symm’s integral equation of the first kind*, SIAM J. Sci. Comp. **27** (2006), 1226–1260.
- [13] C. Carstensen, E. P. Stephan, *A posteriori error estimates for boundary element methods*, Math. Comp. **64** (1995), 483–500.
- [14] C. Carstensen, M. Maischak, E. P. Stephan, *A posteriori error estimate and h -adaptive algorithm on surfaces for Symm’s integral equation*, Numer. Math. **90** (2001), 197–213.
- [15] C. Carstensen, M. Maischak, D. Praetorius, E. P. Stephan, *Residual-based a posteriori error estimate for hypersingular equation on surfaces*, Numer. Math. **97** (2004), 397–426.
- [16] M. Costabel, *Boundary integral operators on Lipschitz domains: elementary results*, SIAM J. Math. Anal. **19** (1988), 613–626.

- [17] M. Costabel, F.-J. Sayas, *Time-dependent problems with the boundary integral equation method*. in: Encyclopedia of Computational Mechanics, Second Edition, E. Stein, R. de Borst and J. R. Hughes (Eds.), 2017, pp. 1–24.
- [18] B. Faermann, *Local a-posteriori error indicators for the Galerkin discretization of boundary integral equations*, Numer. Math. 79 (1998), 43–76.
- [19] B. Faermann, *Localization of the Aronszajn-Slobodeckij norm and application to adaptive boundary element methods. II. The three-dimensional case*, Numer. Math. 92 (2002), 467–499.
- [20] H. Gimperlein, M. Maischak, E. P. Stephan, *Adaptive time domain boundary element methods and engineering applications*, Journal of Integral Equations and Applications 29 (2017), 75–105.
- [21] H. Gimperlein, F. Meyer, C. Özdemir, E. P. Stephan, *Time domain boundary elements for dynamic contact problems*, Computer Methods in Applied Mechanics and Engineering 333 (2018), 147–175.
- [22] H. Gimperlein, F. Meyer, C. Özdemir, D. Stark, E. P. Stephan, *Boundary elements with mesh refinements for the wave equation*, Numerische Mathematik 139 (2018), 867–912.
- [23] H. Gimperlein, Z. Nezhi, E. P. Stephan, *A priori error estimates for a time-dependent boundary element method for the acoustic wave equation in a half-space*, Mathematical Methods in the Applied Sciences 40 (2017), 448–462.
- [24] H. Gimperlein, C. Özdemir, E. P. Stephan, *Time domain boundary element methods for the Neumann problem: Error estimates and acoustic problems*, Journal of Computational Mathematics 36 (2018), 70–89.
- [25] H. Gimperlein, C. Özdemir, D. Stark, E. P. Stephan, *hp-version time domain boundary elements for the wave equation on quasi-uniform meshes*, Computer Methods in Applied Mechanics and Engineering 356 (2019), 145–174.
- [26] M. Glaefke, *Adaptive Methods for Time Domain Boundary Integral Equations*, PhD thesis, Brunel University, 2012.
- [27] J. Gwinner, E. P. Stephan, *Advanced Boundary Element Methods – Treatment of Boundary Value, Transmission and Contact Problems*, Springer Series in Computational Mathematics 52, Springer, 2018.
- [28] T. Ha Duong, *Equations integrales pour la resolution numerique des problemes de diffraction d’ondes acoustiques dans R^3* , Ph.D. thesis, Paris VI, 1987.
- [29] T. Ha-Duong, *On the transient acoustic scattering by a flat object*, Japan J. Appl. Math. 7 (1990), 489–513.
- [30] T. Ha Duong, *On retarded potential boundary integral equations and their discretizations*, in: Topics in computational wave propagation, pp. 301–336, Lect. Notes Comput. Sci. Eng., 31, Springer, Berlin, 2003.
- [31] P. Joly, J. Rodriguez, *Mathematical aspects of variational boundary integral equations for time dependent wave propagation*, J. Integral Equations Appl. 29 (2017), 137–187.

- [32] A. Y. Kokotov, P. Neittaanmäki, B. A. Plamenevskiĭ, *The Neumann problem for the wave equation in a cone*, J. Math. Sci. 102 (2000), 4400–4428.
- [33] A. Y. Kokotov, P. Neittaanmäki, B. A. Plamenevskiĭ, *Diffraction on a cone: The asymptotics of solutions near the vertex*, J. Math. Sci. 109 (2002), 1894–1910.
- [34] J. Necas, *Les methodes directes en theorie des equations elliptiques* Masson, Paris, 1967.
- [35] F. Müller, C. Schwab, *Finite elements with mesh refinement for wave equations in polygons*, J. Comput. Appl. Math. 283 (2015), 163–181.
- [36] B. A. Plamenevskiĭ, *On the Dirichlet problem for the wave equation in a cylinder with edges*, Algebra i Analiz 10 (1998), 197–228.
- [37] T. von Petersdorff, *Randwertprobleme der Elastizitätstheorie für Polyeder-Singularitäten und Approximation mit Randelementmethoden*, Ph.D. thesis, Technische Universität Darmstadt (1989).
- [38] T. von Petersdorff, E. P. Stephan, *Regularity of mixed boundary value problems in \mathbb{R}^3 and boundary element methods on graded meshes*, Math. Methods Appl. Sci. 12 (1990), 229–249.
- [39] T. von Petersdorff, E. P. Stephan, *Decompositions in edge and corner singularities for the solution of the Dirichlet problem of the Laplacian in a polyhedron*, Math. Nachr. 149 (1990), 71–103.
- [40] S. Sauter, A. Veit, *Adaptive Time Discretization for Retarded Potentials*, Numer. Math. 132 (2016), 569–595.
- [41] S. Sauter, M. Schanz, *Convolution quadrature for the wave equation with impedance boundary conditions*, J. Comp. Phys. 334 (2017), 442–459.
- [42] F.-J. Sayas, *Retarded Potentials and Time Domain Boundary Integral Equations: A Road Map*, Springer Series in Computational Mathematics 50, Springer, 2016.
- [43] O. Steinbach, *Stability estimates for hybrid coupled domain decomposition methods*, Lecture Notes in Mathematics 1809, Springer, 2003.
- [44] O. Steinbach, C. Urzua-Torres, *A New Approach to Time Domain Boundary Integral Equations for the Wave Equation*, Oberwolfach Reports 17 (2020), in proceedings of Workshop 2006a: *Boundary Element Methods*.
- [45] A. Veit, *Numerical methods for time-domain boundary integral equations*, Ph.D. thesis, Universität Zürich (2012).
- [46] A. Veit, M. Merta, J. Zapletal, D. Lukas, *Efficient solution of time-domain boundary integral equations arising in sound-hard scattering*, Internat. J. Numer. Meth. Eng. 107 (2016), 430–449.
- [47] G. Verchota, *Layer potentials and regularity for the Dirichlet problem for Laplace’s equation in Lipschitz domains*, Journal of Functional Analysis 59 (1984), 572–611.
- [48] W. Wendland, *Martin Costabel’s version of the trace theorem revisited*, Mathematical Methods in the Applied Sciences 40 (2017), 329–334.