

Turbulent impurity transport simulations in Wendelstein 7-X plasmas

J. M. García-Regaña^{1†}, M. Barnes², I. Calvo¹, F. I. Parra²,
J. Alcusón³, R. Davies⁴, A. González-Jerez¹, A. Mollén⁵,
E. Sánchez¹, J. L. Velasco¹, A. Zocco³

¹Laboratorio Nacional de Fusión, CIEMAT, Av. Complutense 28040, Spain

²Rudolf Peierls Centre for Theoretical Physics, University of Oxford, Oxford OX1 3PU, UK

³Max-Planck Institut für Plasmaphysik, Wendelsteinstrasse 1, 17491, Germany

⁴York Plasma Institute, Department of Physics, University of York, Heslington, York YO10 5DD, UK

⁵Princeton Plasma Physics Laboratory, Princeton, NJ 08543-0451, USA

(Received xx; revised xx; accepted xx)

A study of turbulent impurity transport by means of quasilinear and nonlinear gyrokinetic simulations is presented for Wendelstein 7-X (W7-X). The calculations have been carried out with the recently developed gyrokinetic code *stella*. Different impurity species are considered in the presence of various types of background instabilities: ITG, TEM and ETG modes for the quasilinear part of the work; ITG and TEM for the nonlinear results. While the quasilinear approach allows one to draw qualitative conclusions about the sign or relative importance of the various contributions to the flux, the nonlinear simulations quantitatively determine the size of the turbulent flux and check the extent to which the quasilinear conclusions hold. Although the bulk of the nonlinear simulations are performed at trace impurity concentration, nonlinear simulations are also carried out at realistic effective charge values, in order to know to what degree the conclusions based on the simulations performed for trace impurities can be extrapolated to realistic impurity concentrations. The presented results conclude that the turbulent radial impurity transport in W7-X is mainly dominated by ordinary diffusion, which is close to that measured during the recent W7-X experimental campaigns. It is also confirmed that thermo-diffusion adds a weak inward flux contribution and that, in the absence of impurity temperature and density gradients, ITG- and TEM-driven turbulence push the impurities inwards and outwards, respectively.

1. Introduction

Impurity sources are inherent to the operation of present day fusion devices and will also be present in future reactors. Erosion from the first wall can release impurities to the plasma core, which can lead to the radiative collapse of the plasma if the impurity concentration becomes sufficiently high. Impurities can also be intentionally introduced in the plasma to access the density and radiative conditions for divertor detachment, reducing the heat loads over the divertor surface to tolerable levels. In reactors, thermalized alpha particles will constitute the main impurity in the plasma core, and its removal will be critical to avoid the dilution of the D-T fuel. Impurities are also on the design basis of different diagnostics of bulk plasma properties, like spectroscopy-based measurements of plasma flows, main ion temperature or radial electric fields. For these

† Email address for correspondence: jose.regana@ciemat.es

reasons, substantial efforts have been devoted, in stellarator and tokamak experiments, theory and numerical simulations, to the identification of the mechanisms that control impurity transport.

In stellarators, the concern for impurity accumulation arises from its observation in experiments (Burhenn *et al.* 2009; Hirsch *et al.* 2008), more severe in *ion root* conditions (negative radial electric field) that standard neoclassical theory predicts when the main ion and electron temperatures are comparable. However, some scenarios have been identified too, that contradict that tendency, like the high-density H-mode (HDH) W7-AS plasmas (McCormick *et al.* 2002) and the *impurity hole* LHD scenarios (Ida *et al.* 2009). The existence of these scenarios has been the drive of a recent intense revision of neoclassical theory and numerical modeling, starting with the impact on impurity transport of the full neoclassical electric field, not only radial but also tangential to the flux surfaces (García-Regaña *et al.* 2013, 2017; Calvo *et al.* 2018*b*); the role of the tangential components of the magnetic drift and the electric field has been rigorously formulated (Calvo *et al.* 2017) and numerically implemented in the recently released code KNOSOS (Velasco *et al.* 2018, 2020); these advances have gone along with more accurate treatments of collisions in self-consistent multispecies radially local simulations (Mollén *et al.* 2018); the so-called *mixed-collisionality-regime* (low collisional main ions and highly collisional impurity ions) has been uncovered with important implications regarding ion temperature screening (Helander *et al.* 2017; Calvo *et al.* 2018*a*; Buller *et al.* 2018); the importance of the classical transport for highly charged impurities has been reinvigorated in optimized stellarators (Buller *et al.* 2019); finally, the first radially global neoclassical simulations including all these new neoclassical ingredients have been recently released (Fujita *et al.* 2020). The outcome of these works has made evident that this broader neoclassical framework can introduce corrections of order unity in the impurity fluxes respect to the predictions of standard neoclassical theory, like those based on the drift kinetic equation solver DKES (Hirshman *et al.* 1986). However, such corrections can difficultly explain the order-of-magnitude discrepancy found in W7-X between the experimentally measured diffusion coefficient of LBO-injected iron and that obtained with DKES (Geiger *et al.* 2019). Impurity confinement time scaling studies (Langenberg *et al.* 2020) have also supported the hypothesis that the drive of impurity transport in W7-X plasmas has a significant turbulent component, resulting in the absence of impurity accumulation in most scenarios of the first operation phase, including those of high density with high likelihood of developing large ion-root electric fields (Klinger *et al.* 2019).

With regard to impurity transport driven by gyrokinetic microturbulence, little work has been done for stellarator geometry. Among the few examples that have attempted to model it, the quasilinear analysis performed with the code GS2 in Mikkelsen *et al.* (2014) is one of the first examples available in the literature. Only very recently, nonlinear impurity transport simulations have also been carried out with the code GKV and reported in Nunami *et al.* (2020). In both cases, the motivation was to capture the above-mentioned hollow impurity density profiles observed in LHD. Apart from these numerical examples, some basic features of the quasilinear flux of impurities from gyrokinetic instabilities with $k_{\perp}\rho_i \lesssim 1$ have been analytically estimated in the collisionless electrostatic limit in Helander & Zocco (2018) like, for example, the relative size of the different diffusive and convective contributions to the flux or their signs. This work has been generalized including the effect of collisions (Buller & Helander 2020), which are not considered in the present work.

Therefore, the aim of the present work is building, by means of linear and nonlinear gyrokinetic simulations, a first numerical characterization of the radial turbulent

transport of impurities in W7-X plasmas. By doing this, we pursue to alleviate the lack of numerical results for stellarators and to shed light on the interpretation of W7-X experimental measurements. The analyses that follow consider a set of selected impurities and bulk species gradients such that the triggered background instabilities are representative of ITG, TEM and ETG modes. All the numerical work is presented in section 2, which is divided into three subsections. In the first of them, section 2.1, the results presented are quasilinear and, through fast simulations that include ions, electrons and a single impurity at a trace concentration level, provide an overview of the relative weight, sign, mass, charge dependence, etc. of each diffusive or convective contribution to the turbulent particle transport spectra for the selected impurities. Section 2.2 presents nonlinear simulations that, considering similar parameters than those employed for the quasilinear calculations, provide a quantitative evaluation of the actual size of diffusion and convection coefficients. Finally, the experimentally relevant situation of non-trace impurity content is briefly discussed in section 2.3. All the calculations performed have been obtained with the newly developed stellarator gyrokinetic code **stella** (Barnes *et al.* 2019). Finally, the conclusions are summarized in section 3.

2. Numerical results

In the present section, the numerical results of turbulent impurity transport with the code **stella** are presented and discussed. A complete description of the code can be found in (Barnes *et al.* 2019) but, for convenience, its main features are concisely summarized below.

stella is a recently developed δf code whose current version solves, in the flux tube approximation, the gyrokinetic Vlasov and Poisson equations for an arbitrary number of species. The magnetic geometry can be specified either by the set of Miller's parameters for a local tokamak equilibrium or by a 3D equilibrium generated with VMEC, which has been the option considered for the simulations carried out in this paper. The spatial coordinates that the code uses for stellarator simulations are: the flux surface label $x = a\sqrt{s}$ (commonly denoted by r), with a the minor radius of the device and $s = \psi_t/\psi_{t,\text{LCFS}}$ the toroidal magnetic flux normalized to its value at the last closed flux surface; the magnetic field line label $y = a\sqrt{s_0}\alpha$, a rescaled version of the Clebsch angle $\alpha = \theta^* - \iota\zeta$, with θ^* and ζ the poloidal and toroidal, respectively, PEST flux coordinates (Grimm *et al.* 1983), ι the rotational transform and s_0 the value of the flux surface label around which the flux tube is centered; the parallel coordinate $z = \zeta$. The velocity coordinates are the magnetic moment μ and the parallel velocity v_{\parallel} . The crucial feature of the algorithm employed by **stella** to solve the gyrokinetic equation is the mixed implicit-explicit treatment of its different terms. In particular, a splitting of the Vlasov operator is applied, and the pieces containing the parallel streaming and acceleration are treated implicitly. For electrons, these pieces scale up to a factor of order $\sqrt{m_i/m_e}$ (with m_i and m_e the main ion and electron mass, respectively) respect to all other terms in the gyrokinetic equation, imposing in fully explicit time-advance schemes a severe restriction to the time step size, tighter at lower perpendicular wavenumber k_{\perp} . The mixed implicit-explicit algorithm employed by **stella** relaxes this constraint on the time-step and allows on to include kinetic electrons in multispecies simulations with practically no increase of computational cost apart from the required to loop over more species.

Returning to the impurity transport problem, the possibility of including kinetic electrons with practically no need of decreasing the time step, has made it possible to address with multiple nonlinear simulations the quantitative characterization of the

transport of impurities under both ion- and electron-driven background turbulence in W7-X geometry. This is the *raison d'être* of the present work, and the obtained results, discussed in detail in section 2.2, its main achievement. However, given the very few stellarator references addressing this problem even on a quasilinear fashion, section 2.1 is dedicated to a quasilinear analysis that precedes the nonlinear treatment of section 2.2. To what extent the conclusions drawn from the presented quasilinear calculations follow analytical quasilinear theory predictions (Helander & Zocco 2018) and hold in light of nonlinear results will be briefly commented.

Sections 2.1 and 2.2 consider impurities at trace concentration, which allows us to assume that transport coefficients are independent of the impurity density and temperature gradients and to express the turbulent radial impurity flux as:

$$\Gamma_Z = -n_Z \left(D_{Z1} \frac{d \ln n_Z}{dr} + D_{Z2} \frac{d \ln T_Z}{dr} + C_Z \right) \quad (2.1)$$

with D_{Z1} the impurity diffusion coefficient, D_{Z2} the thermo-diffusion coefficient, and C_Z the flux in the absence of impurity density and temperature gradients, which includes the contribution from the curvature pinch and the flux arising from the acceleration of impurities due to the turbulent parallel electric field[†]. In expression (2.1) n_Z and T_Z are the impurity density and temperature, respectively. Finally, in section 2.3 the question about the dependence that the transport coefficients develop at non-trace impurity concentration is addressed. In particular, the impurity flux scaling with the impurity density gradient at $Z_{\text{eff}} = 2$ is investigated by means of nonlinear simulations, in order to determine whether the conclusions drawn assuming the trace limit can be extrapolated to more realistic plasma conditions.

All simulations, linear and nonlinear, at trace and non-trace impurity content, have in common: the magnetic geometry, which is the *standard* W7-X configuration (see Geiger *et al.* (2015) for an overview of the W7-X configuration space); the flux tube chosen, $\alpha = 0$, as it is usually found to be the most unstable flux tube in W7-X (see Helander *et al.* (2012) for a discussion about the localization of the turbulent fluctuations of the electrostatic potential along this flux tube); the main ion species, hydrogen, and the chosen flux surface, $\sqrt{s_0} = 0.49$. Other parameters, specific of the type of simulations performed, are given in the corresponding section.

2.1. Linear stability and quasilinear impurity transport analysis

How the impurity transport is affected by the driven gyrokinetic electrostatic instabilities of a set of specific LHD *impurity hole* discharges can be found in Mikkelsen *et al.* (2014). However, a similar analysis is not reported, to our knowledge, for W7-X geometry, which motivates us to perform a quasilinear characterization of the turbulent impurity transport in this device prior to turning to the fully nonlinear treatment in section 2.2. In addition, recent work by Helander & Zocco (2018) has analytically deduced some qualitative features of the quasilinear transport coefficient of impurities, which can be contrasted with the presented quasilinear numerical estimations.

The selected parameters and impurity species for the quasilinear study are summarized in table 1. The gradients of the bulk species have been set such that hybrid instabilities

[†] Note that, regardless the terminology, only the coefficient multiplying the impurity density gradient, D_{Z1} , is a *diffusive* term and the rest are *convective* terms. In other words, following the widely employed expression $\Gamma_Z/n_Z = -D d \ln n_Z / dr + V$, see e.g. Burhenn *et al.* (2009), $V = -(D_{Z2} d \ln T_Z / dr + C_Z)$ corresponds to the commonly named as convection velocity and $D = D_{Z1}$ to the so-called diffusion coefficient.

	a/L_{T_i}	a/L_{T_e}	$a/L_{n_i} = a/L_{n_e}$	T_e/T_i
ITG	4.0	0.0	0.0	1.0
TEM	0.0	0.0	4.0	1.0
ETG	0.0	4.0	0.0	1.0

Species	$\text{Ar}^{16+}, \text{Mo}^{16+}, \text{W}^{16+}, \text{W}^{30+}, \text{W}^{44+}$			
---------	--	--	--	--

TABLE 1. Normalized gradients, electron to ion temperature ratio, and selected impurities considered for the quasilinear transport study.

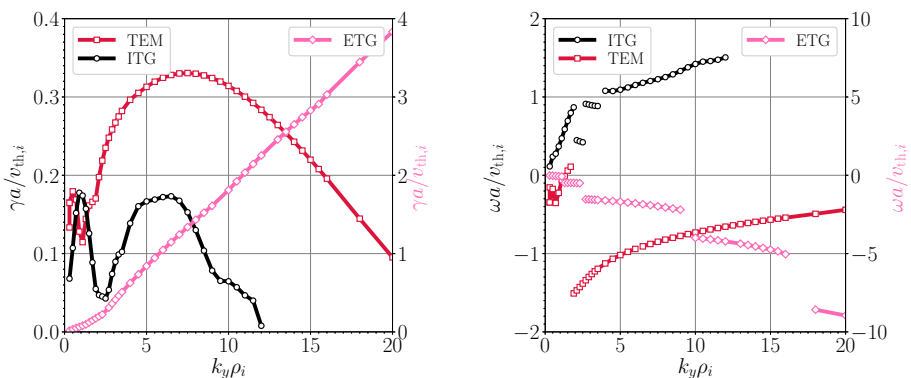


FIGURE 1. Normalized growth rate (left) and frequency (right) as a function of the normalized binormal wavenumber k_y for the three sets of background unstable conditions considered for the quasilinear impurity transport study, namely, ITG driven by $a/L_{T_i} = 4.0$ (circles), TEM driven by $a/L_{n_e} = a/L_{n_i} = 4.0$ (squares) and ETG driven $a/L_{T_e} = 4.0$ with (diamonds). Here, the normalization uses the ion Larmor radius, ρ_i , the ion thermal speed, $v_{th,i}$, and the effective minor radius, a .

were discarded. That is, $\{a/L_{T_i}, a/L_{T_e}, a/L_{n_e}\} = \{4, 0, 0\}$ has been set for the ITG driven instability, $\{a/L_{T_i}, a/L_{T_e}, a/L_{n_e}\} = \{0, 0, 4\}$ for density gradient driven TEMs, and $\{a/L_{T_i}, a/L_{T_e}, a/L_{n_e}\} = \{0, 4, 0\}$ for ETG modes[‡]. For all cases the flux tube has been extended three turns poloidally, the wavenumber along the radial direction has been set to $k_x = 0$, and the wavenumber along the binormal direction, k_y , has been scanned. All simulations have been performed with kinetic main ions, electrons and a single impurity species at a trace concentration. The set of selected impurities have included Ar^{16+} , Mo^{16+} , W^{16+} , W^{30+} and W^{44+} .

The spectra of the growth rate, γ , and frequency, ω , for the three different linear instabilities simulated are represented in fig. 1 (left) and fig. 1 (right), respectively. It is observed that the ITG-driven instability features a double peak structure and extends over a considerably broad k_y range up to $k_y\rho_i \approx 12$. However, the fastest growing mode

[‡] Note that the label of the instability driven solely by the electron temperature gradient as ETG has been taken for practical purposes, in order to ease the discussion about the impurity particle transport produced by types of turbulence driven each by the gradient of one single plasma parameter. This labeling obviates the fact that trapped electron modes can also be driven by the electron temperature gradient, see (Proll *et al.* 2013) for a discussion about the characteristics of TEMs in stellarators.

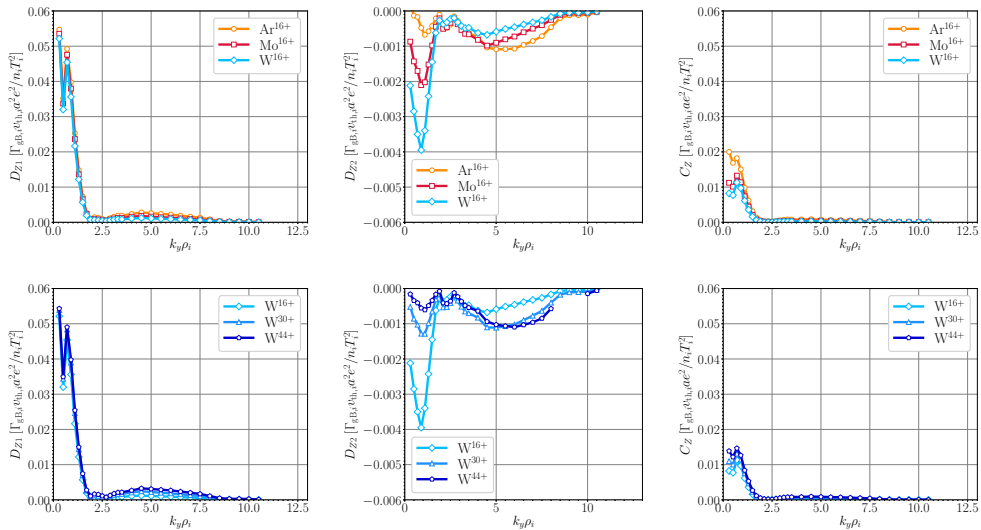


FIGURE 2. For the ITG case (see table 1), k_y -spectra of the diffusion coefficient D_{Z1} (left), thermo-diffusion coefficient D_{Z2} (center) and pinch in the absence of gradients C_Z (right) for the different impurities, for a mass (top row) and charge (bottom row) scan. The values are given in normalized units, with $\Gamma_{gB,i}$ the gyro-Bohm ion particle flux, $v_{th,i}$ the ion thermal speed, e the unit charge, a is the effective minor radius and n_i and T_i the main ion density and temperature, respectively.

is located at $k_y \rho_i \approx 1$. Changes in the dominant eigenmode can be inferred from the discontinuous spectrum of the frequency. The sign of the frequency indicates that the modes rotate in the ion diamagnetic direction for all k_y . On the other hand, the density gradient driven TEM is found to be more unstable than the ITG, with the fastest growing mode of the former featuring a factor two larger growth rate than that of the latter. The fastest growing mode is located at $k_y \rho_i \approx 7.5$, although the instability extends beyond $k_y \rho_i = 20$. The sign of the frequency indicates that the mode can rotate both in the ion-diamagnetic direction for the low k_y part of the spectrum, and in electron diamagnetic direction at moderate and high k_y . Finally, the ETG-driven instability shows a monotonically increase of the growth rate towards electron Larmor scales, not covered on the simulated range of k_y , where the most unstable k_y is expected to be located. Note, though, the large value of the growth rate (referred to the right y-axis) that the ETG-driven instability develops at scales of a few ion Larmor radius. The frequency, in this case, shows that the mode rotates in the electron diamagnetic direction and that different branches, presumably dominated by a different eigenmode, are encountered, as the discontinuous frequency pattern points out.

Returning to the question about the impurity transport driven by the above-mentioned instabilities, we have followed the same approach as in Mikkelsen *et al.* (2014). Given a mode with wavenumbers k_x and k_y , the linear Vlasov-Poisson gyrokinetic system of equations is solved for each simulated time step, and the gyroaveraged impurity distribution $g_Z(k_x, k_y, z, v_{||}, \mu, t)$ and electrostatic potential $\varphi(k_x, k_y, z, t)$ are obtained. From these two quantities, the flux surface averaged impurity flux, $\Gamma_Z(k_x, k_y, t)$, is computed. Note that, once the instability has been triggered the electrostatic potential φ and, consequently, Γ_Z grows exponentially. However, a quasilinear mixing-length estimate

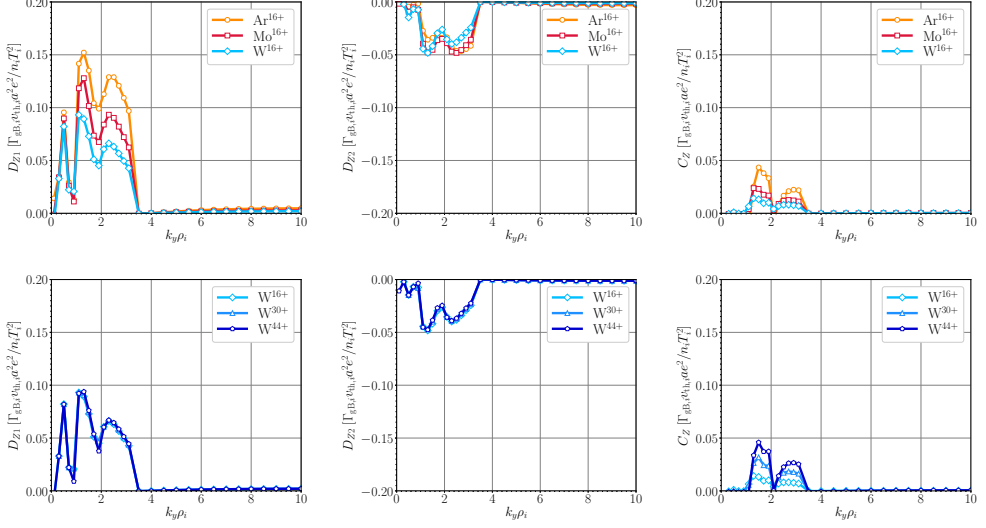


FIGURE 3. For the TEM case, see table 1, k_y -spectra of the diffusion coefficient D_{Z1} (left), thermo-diffusion coefficient D_{Z2} (center) and pinch in the absence of gradients C_Z (right) for the different impurities, for a mass (top row) and charge (bottom row) scan.

of the flux,

$$\Gamma_Z^{ql}(k_x, k_y, t) = \frac{\Gamma_Z(k_x, k_y, t) \gamma(k_x, k_y, t)}{n_Z \langle \varphi^2(k_x, k_y, z, t) \rangle k_{\perp}^2(k_x, k_y)}, \quad (2.2)$$

can be defined, so that a well converged quantity is obtained once the growth rate is stabilized. In this expression $\langle \dots \rangle$ denotes the flux surface average operator and $k_{\perp} = k_x \nabla x + k_y \nabla y$. Considering $k_x = 0$ for all simulations, for each impurity species in the presence of a background instability, the k_y -spectrum of the quasilinear flux has been extracted at the last simulated time step. This process has been repeated with three different pairs of impurity density and temperature gradients, in order to obtain from each impurity species embedded in a different type of instabilities the spectra of the three transport coefficients.

For the ITG instability, the spectra of the diffusion coefficient, D_{Z1} , thermo-diffusion coefficient, D_{Z2} , and the impurity flux in the absence of impurity density and temperature gradients, C_Z , are displayed on the left, center and right columns of fig. 2, respectively. While the top row shows the results for the selected impurities with different mass, the bottom row does the same for the impurities with different charges. In first place, D_{Z1} results to be roughly one order of magnitude larger than D_{Z2} , each having a different sign. That is, while diffusion drives impurities downhill the density gradient, thermo-diffusion would add an inward convection contribution, assuming peaked impurity temperature profile. In any case, this contribution seems very weak. Another inward contribution to the flux arises at vanishing impurity density and temperature gradients, which, however, also seems comparatively small compared to the size of D_{Z1} . The spectra of the three transport coefficients show that most contributions to the total flux comes from the lowest part of the spectrum, from $k_y \rho_i \lesssim 1.5$. Finally, no significant dependence on the impurity charge or mass is observed for D_{Z1} and C_Z . On the other had, the size of the weak D_{Z2} is larger with increasing mass and decreasing charge.

For the impurity transport coefficient driven by TEM instability, the corresponding results are shown in fig.3. In general, the transport coefficients follow the same trends as

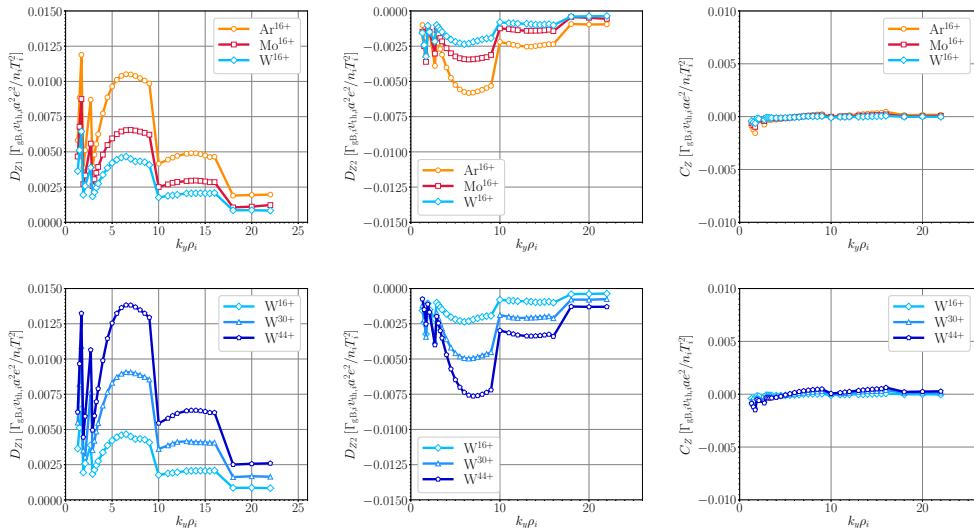


FIGURE 4. For the ETG case, see table 1, k_y -spectra of the diffusion coefficient D_{Z1} (left), thermo-diffusion coefficient D_{Z2} (center) and pinch in the absence of gradients C_Z (right) for the different impurities, for a mass (top row) and charge (bottom row) scan.

those observed in the ITG case. The diffusion coefficient is in absolute value larger than the thermo-diffusion, and the sign of each of them is the same as for the ITG instability. However, the difference between D_{Z1} and D_{Z2} is a factor of three while in the ITG case they differed by roughly one order of magnitude. Furthermore, the strength of D_{Z1} in this case is enhanced with respect to the ITG mode, possibly due to the more unstable character of this TEM, see fig. 1. Furthermore, the three coefficients exhibit broader k_y -spectra than in the ITG case. Regarding the dependence of the coefficients on the mass or the charge, it is observed that D_{Z1} somewhat depends on the charge and that C_Z also depends on the charge and the mass.

Finally, the results concerning the ETG instability are represented in fig. 4. In contrast to the ITG and TEM cases, D_{Z1} is not particularly larger than D_{Z2} in absolute value, and both are, in any case, considerably smaller than in the previous two cases. In addition, C_Z is practically zero, which indicates that ETG driven impurity transport should be substantially smaller compared to that driven by the ITG mode or the TEM.

In summary, the quasilinear approach to the problem has delivered the following conclusions. ITG and TEM should drive most of the impurity transport by ordinary diffusion. The ITG mode seems to be prone to develop slightly peaked impurity density profiles, as C_Z and D_{Z2} are considerably smaller than the dominant D_{Z1} and both add inward convective contributions to the total flux. The TEM case follows roughly the same characteristics, although C_Z and D_{Z2} are not as small compared to the diffusion coefficient D_{Z1} , which point out the tendency to develop peaked impurity density profiles with larger gradients than in the ITG case. In general, the sign and size of the transport coefficient are in reasonably good agreement with the analytical predictions (Helander & Zocco 2018). The main difference resides on the mass or charge dependence of our results, which arises from the fact that all terms, including the parallel streaming neglected on the analytical treatment of (Helander & Zocco 2018), are retained in our simulations.

	a/L_{T_i}	a/L_{T_e}	$a/L_{n_i} = a/L_{n_e}$	T_e/T_i
ITG	4.0	0.0	0.0	1.0
TEM	0.0	0.0	4.0	1.0
Species	Ar^{16+} , W^{16+} , W^{44+}			

TABLE 2. Normalized gradients, electron to ion temperature ratio, and selected impurities considered for the nonlinear transport analysis.

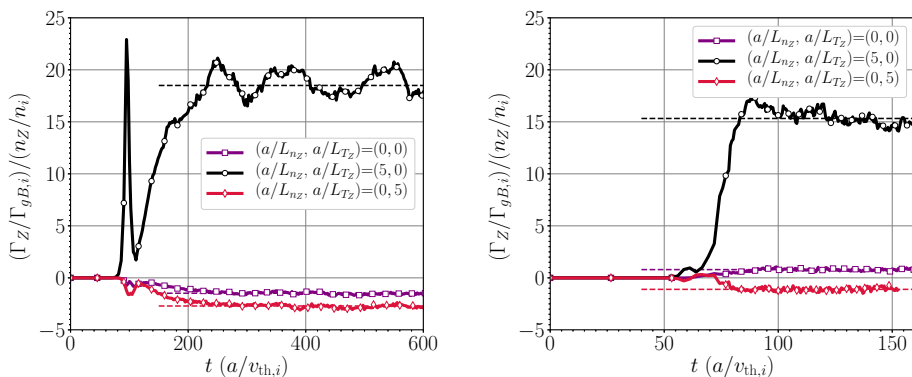


FIGURE 5. Normalized Ar^{16+} particle flux as function of time in the presence of ITG-driven (left) and TEM-driven (right) background turbulence. The result is represented for three different pairs of Ar^{16+} density and temperature gradients, $(a/L_{n_Z}, a/L_{T_Z}) = (0, 0)$ (squares), $(a/L_{n_Z}, a/L_{T_Z}) = (5, 0)$ (circles), $(a/L_{n_Z}, a/L_{T_Z}) = (0, 5)$ (diamonds).

2.2. Nonlinear turbulent transport of trace impurities

Quasilinear analyses allow us to extract qualitative information about the more or less prominent role of an instability in the turbulent impurity flux, the relative size of the different diffusive and convective terms, the direction, inward or outward, of the flux driven through each transport coefficient, and its wavenumber spectra. However, quasilinear calculations cannot provide a quantitative estimation of the flux, as nonlinear simulations do, since no saturated state is reached. While nonlinear multispecies gyrokinetic simulations have been employed with remarkable success for tokamaks, see for instance Barnes *et al.* (2012) for a comprehensive study of the scaling of the impurity transport of particles, momentum and energy, in stellarators they are anecdotal. In the present section, the question about the size of the turbulent impurity transport driven by ITG- and TEM-driven microturbulence and the respective transport coefficients is addressed by means of nonlinear simulations. Three of the impurities considered in the previous section, Ar^{16+} , W^{16+} and W^{44+} , have been selected. Each simulation includes hydrogen nuclei, electrons and one single impurity species, all three kinetically treated. For the ITG case the resolution has been set to $N_z \times N_x \times N_y \times N_{v_{\parallel}} \times N_{\mu} = 96 \times 76 \times 151 \times 24 \times 12$, while for the TEM turbulence $N_z \times N_x \times N_y \times N_{v_{\parallel}} \times N_{\mu} = 96 \times 76 \times 256 \times 48 \times 12$ has been taken. The width of the box along the binormal and radial directions have been set to $L_y = 125\rho_i$ and $L_x = 180\rho_i$, respectively, and the flux tube has been extended

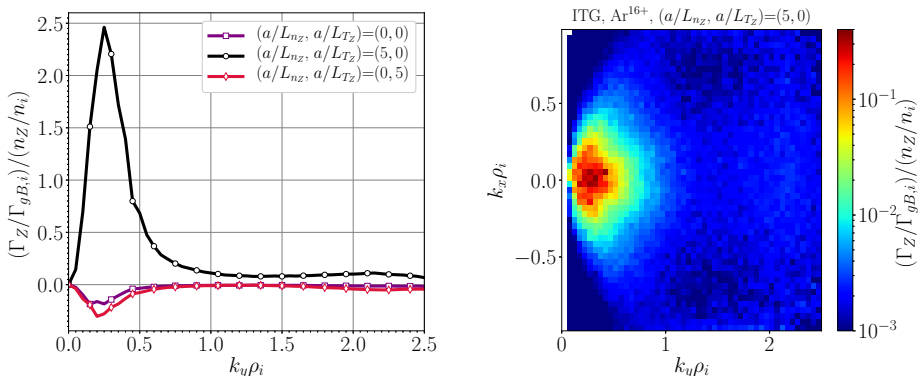


FIGURE 6. For ITG microturbulence: (left) k_y -spectrum of the normalized turbulent flux of Ar^{16+} considering $(a/L_{n_Z}, a/L_{T_Z}) = (0, 0)$ (squares), $(a/L_{n_Z}, a/L_{T_Z}) = (5, 0)$ (circles), $(a/L_{n_Z}, a/L_{T_Z}) = (0, 5)$ (diamonds); (right) (k_x, k_y) -spectrum of the normalized turbulent flux of Ar^{16+} when $(a/L_{n_Z}, a/L_{T_Z}) = (5, 0)$.

one turn poloidally. Standard twist-and-shift boundary conditions (Beer *et al.* 1995) have been considered. In table 2 the parameters considered for the background turbulence of interest in each case is indicated, together with the selected impurities.

In order to obtain the transport coefficients, D_{Z1} , D_{Z2} and C_Z , for each impurity and type of background turbulence, three simulations have been performed with different values of impurity normalized density and temperature gradients, a/L_{n_Z} and a/L_{T_Z} , respectively. As an example, the three time traces of the turbulent flux of Ar^{16+} are illustrated for the ITG case in fig. 5 (left) and for TEM turbulence in fig. 5 (right). For each of them, the mean value of the flux during the saturated phase is represented by a dashed line. Looking at the flux evolution when the impurity density and temperature gradients are zero (open squares linked by the purple solid line), it is immediately observed that each type of turbulence drives, in the absence of impurity density and temperature gradients, flux contributions with opposite sign. While ITG drives an inward (pinch) contribution, TEM turbulence drives outward transport (anti-pinch). Note that this first observation contradicts the quasilinear results, where in both cases C_Z was positive, thus it drove negative flux for all k_y . However, that contribution is weak, and comparable to that arising when the temperature gradient is non-zero (open diamonds connected by the red solid line). On the other hand, the flux driven when only the density gradient is applied (open circles connected by the black solid line) is by far the largest, no matter if the background turbulence is ITG- or TEM-driven, which anticipates that ordinary diffusion will be the dominant contribution to the turbulent particle flux of impurities, as it will be quantitatively confirmed below for the other two impurity species considered.

Given the width of the linear growth rate spectra of the simulated ITG and TEM modes, see fig. 1, one might wonder if the turbulent flux spectra are that broad or if the chosen resolution does not leave important flux contributions out of the selected range of wavenumbers. For the case of Ar^{16+} embedded in ITG microturbulence the binormal wavenumber spectrum is represented for the three simulated pairs of impurity density and temperature gradients in fig. 6 (left). It can be seen that most of the flux contribution arises from large scales with $k_y \lesssim 1$, although finite contributions can also be observed for the remaining part of the spectrum. This is particularly visible when the impurity density gradient is the only gradient applied (open circles connected by the

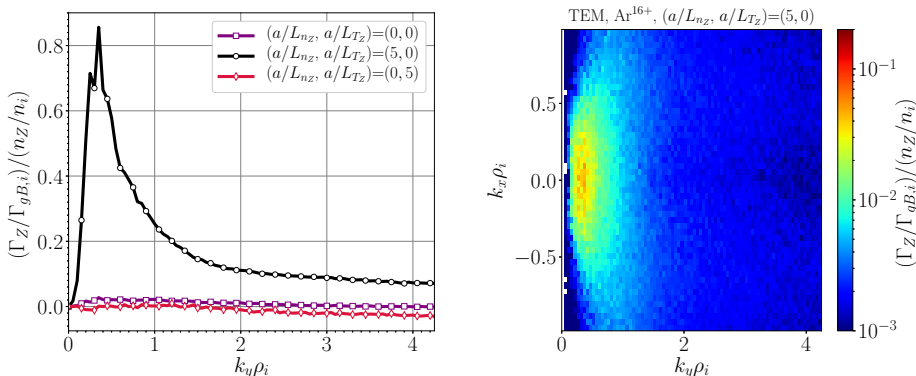


FIGURE 7. For TEM microturbulence: (left) k_y -spectrum of the turbulent particle flux of Ar^{16+} considering $(a/L_{nZ}, a/L_{TZ}) = (0, 0)$ (squares), $(a/L_{nZ}, a/L_{TZ}) = (5, 0)$ (circles), $(a/L_{nZ}, a/L_{TZ}) = (0, 5)$ (diamonds); (right) (k_x, k_y) -spectrum of the turbulent particle flux of Ar^{16+} when $(a/L_{nZ}, a/L_{TZ}) = (5, 0)$.

black solid line). Regarding the radial wavenumber spectrum, fig. 6 (right) shows the spectrum k_x and k_y of the Ar^{16+} converged flux. As for the ITG-driven turbulence, the largest contributions to the flux arise from a narrow region of large radial scales, with maximum contribution along $k_x = 0$. Although not shown here, these features are found with little variations for the rest of estimated fluxes under ITG conditions, independently of the impurity species.

The equivalent two plots for the three simulations performed for Ar^{16+} in the presence of TEM microturbulence are shown in fig. 7. The subfigure on the left, representing the binormal flux spectrum, reveals qualitative differences compared to the corresponding figure of the ITG case discussed in the previous paragraph, fig. 6 (left). Looking at the k_y -spectrum of the flux when $a/L_{nZ} = 5$, it is obvious that TEM turbulence leads to a noticeably broader flux spectrum. Although the flux of Ar^{16+} finds its largest contribution at scales with $k_y\rho_i \approx 1$, the spectrum decays for increasing wavenumber less abruptly than in the ITG example. This yields appreciable flux contributions even at the largest k_y represented. Concerning the radial direction, fig. 7 (right) depicts, for the case $a/L_{nZ} = 5$, the flux spectrum in k_x and k_y , that exhibits a wider k_x range with noticeable flux contributions than in the ITG case as well. Finally, regarding the much weaker flux driven in the absence of impurity density and temperature gradients, although difficult to appreciate due to the much smaller amplitude, no significant contributions to the flux are present for $k_y \gtrsim 2$. In contrast, when impurity temperature gradient is set to a finite value, the flux spectrum slightly diverges as k_y increases. It is worth noting that in that case two small contributions, connected to the thermo-diffusion driven pinch and the anti-pinch in absence of gradients, are opposing to each other (see discussion about fig. 5 (right)), which may require a finer resolution than the one considered.

Despite the better delimitation of the ITG-driven impurity flux spectra within the considered wavenumber window in comparison with the TEM case, it is important to emphasize that other properties of interest of the background turbulence are more solidly captured by the TEM simulations. Such is the case of the electrostatic fluctuation spectrum, which is represented, for the two types of turbulence considered throughout this section, in fig. 8. It can be immediately appreciated how TEM turbulent electrostatic fluctuations (open red squares) tightly follow a power law with exponent $-7/3$. For the

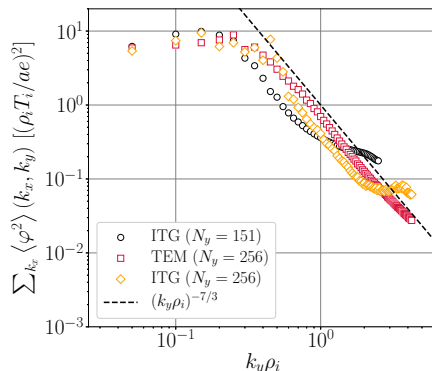


FIGURE 8. Electrostatic fluctuation spectrum for the ITG and TEM turbulence considered for the nonlinear impurity transport calculations. Note the selected resolution choices for the transport simulations considered $N_y = 151$ and $N_y = 256$ for the ITG (open black circles) and TEM (open red square), respectively. A third case is considered here, an ITG run with $N_y = 256$ (open orange diamonds) for comparison. The dashed line indicated the power law $(k_y \rho_i)^{-7/3}$.

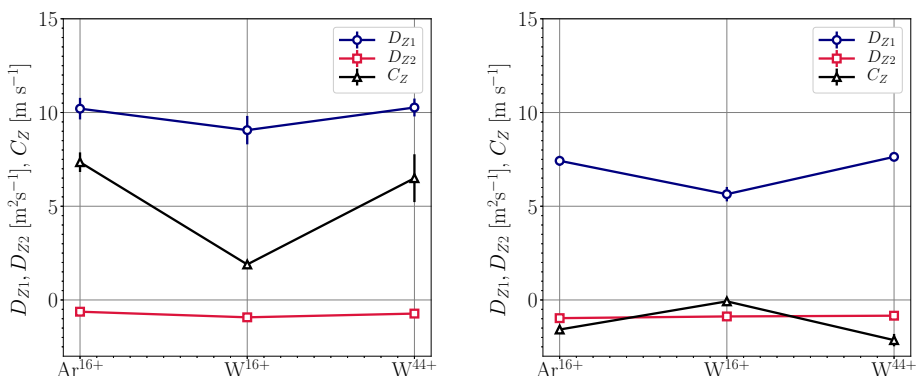


FIGURE 9. Diffusion coefficient, D_{Z1} , thermo-diffusion coefficient, D_{Z2} and flux at vanishing T'_Z and n'_Z , C_Z , for Ar^{16+} , W^{16+} and W^{44+} in the presence of ITG (left) and TEM (right) microturbulence. Reference density and temperature values of $n_e = 10^{19} \text{ m}^{-3}$ and $T_i = T_Z = 1$ have been considered.

ITG turbulence, the same power law is followed up to $k_y \rho_i \approx 1$, and deviates for larger values of $k_y \rho_i$. Note that this deviation is just a matter of resolution, as it shows up at lower k_y values for the choice $N_y = 151$ (open black circles) than for the finer resolution of $N_y = 256$ (open orange diamonds). A specific investigation about why the ITG-driven particle flux spectra seem to be better bound by our mode window than for the TEM case, while the energy cascade is better converged for the TEM than for the ITG case, is out of the scope of the present paper. But, in any case, this parenthetical remark leaves us the important conclusion that both ITG and TEM microturbulence in W7-X are intrinsically three-dimensional, as demonstrated in Barnes *et al.* (2011).

Returning to the question about the size of the transport coefficients of different impurities under the influence of different type of turbulence, fig. 9 represents the ordinary diffusion coefficient, the thermo-diffusion coefficient and the flux in the absence of impurity and density gradient of Ar^{16+} , W^{16+} and W^{44+} embedded in ITG microturbulence,

fig. 9 (left), and in TEM microturbulence, fig. 9 (right). The reference electron density and ion temperature values considered are $n_e = 10^{19} \text{ m}^{-3}$ and $T_i = T_Z = 1 \text{ keV}$, respectively. Some features common to both cases are: the dominance of the diffusion coefficient, D_{Z1} , above the other two coefficients, reaching values of around $10 \text{ m}^2\text{s}^{-1}$ and $6 - 7 \text{ m}^2\text{s}^{-1}$ for ITG and TEM turbulence, respectively; D_{Z2} is substantially smaller than D_{Z1} and adds a pinch contribution (assuming peaked T_Z profiles) to the radial transport of the three species under investigation; ordinary diffusion and thermo-diffusion are practically independent on the mass and the charge state; however, the absolute value of C_Z is reduced appreciably for W^{16+} , possibly related to its appreciably smaller charge to mass ratio compared to that for other two impurities. The only features that are clearly different for the ITG and the TEM cases are related to C_Z : the positive sign of C_Z adds a pinch contribution in the ITG case, while the negative sign of C_Z for the TEM case contributes to expulse impurities (see expression (2.1)); the absolute value of C_Z is noticeably larger for ITG than for TEM. Of all these features, it is worth mentioning that the large relative size of D_{Z1} or the low size and sign of D_{Z2} are qualitative characteristics advanced by the quasilinear analysis. On the other hand, the relative strength between the ITG- and TEM-driven D_{Z1} as well as the sign and size of C_Z for the TEM turbulence are not captured by the quasilinear simulations.

Finally, it is important to recall that the equilibrium impurity density gradient is determined by the value of the peaking factor, which is expressed as the ratio of the total convection velocity, V , and the diffusion coefficient D . In terms of the three coefficients under discussion, the peaking factor reads as:

$$\frac{V}{D} = -\frac{D_{Z2} d \ln T_Z / dr + C_Z}{D_{Z1}}. \quad (2.3)$$

In practical terms, the numerical demonstration of the large diffusion coefficient just shown yields the conclusion that microturbulence, of ITG and TEM kind, should tend to form impurity density profiles close to flatness[†]. For instance, for the values shown in fig. 9 (left) the resulting peaking factor in equilibrium, although negative for ITG background conditions, would difficultly reach large absolute values, unless the impurity temperature gradient were unrealistically strong. The peaking factor would be even weaker in the presence of TEM turbulence, since it exhibits a rather weak anti-pinch at vanishing T'_Z and n'_Z together with a pinch contribution of comparable size driven by thermo-diffusive processes, which would in the end lead to a peaking factor fairly close to zero. On the other hand, the fact that C_Z results in an outward contribution to the flux opens the possibility that TEM drives hollow impurity density profiles, and motivates a deeper investigation of the properties of this pinch on the magnetic configuration space of W7-X (Alcúson *et al.* 2020).

[†] Note that the value of the diffusion coefficients obtained are in qualitative agreement with the experimentally measured and far above the neoclassically estimated, see Geiger *et al.* (2019), where the diffusion coefficient of LBO-injected iron impurities is found to be up to approximately $3 \text{ m}^2\text{s}^{-1}$ in the radial position we are simulating. The larger values of the numerically calculated diffusion coefficient, in particular for the ITG turbulence, can be due mainly to the two following reasons: the simulations consider a pure ITG case with a value of $a/L_{T_i} = 4.0$ comparable to the experimental profiles but with $a/L_{n_i} = 0$, while in the experiment $a/L_{n_i} \approx 1$, which is known to play a stabilizing role, at least linearly (Alcúson *et al.* 2020); the simulations are performed for a limited region in α (for the most unstable flux tube) which might lead to interpret the numerical value more as an upper bound than as actual estimation for a specific flux surface, over which the impurities are actually distributed in real experiments.

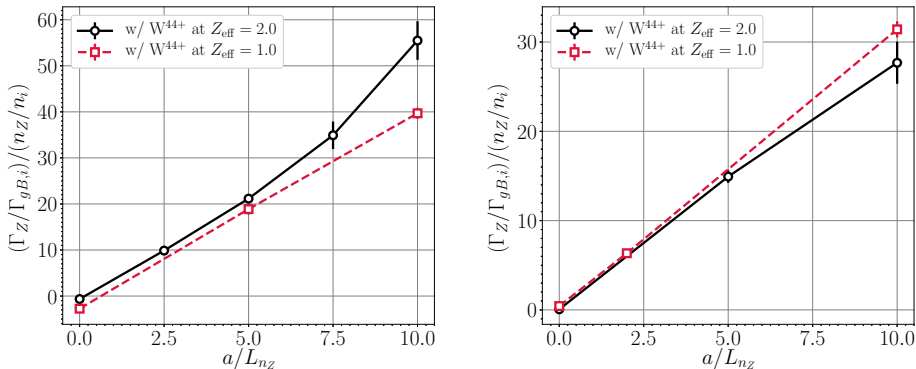


FIGURE 10. Normalized radial particle flux of W^{44+} as a function of its normalized density gradient at trace concentration (open squares) and at a concentration that makes $Z_{\text{eff}} = 2.0$ (open circles), for ITG (left) and TEM (right) microturbulence.

2.3. Nonlinear turbulent transport of non-trace impurities

All the calculations up to this section have considered impurities at trace concentration, so that they responded to the background turbulence driven by the bulk species gradients without affecting that turbulence. In that situation, the flux of the impurities scales linearly with their density and temperature gradients, the impurity transport coefficients are constant as long as the background turbulence is not altered, and they can be obtained employing expression (2.1). Nonetheless, in laboratory plasmas impurities are frequently present at non-trace concentration levels, and the assumption of impurity turbulent fluxes scaling proportionally to the impurity density and temperature gradients does not necessarily hold. For this reason, the present subsection touches the question of how much the tendency of the impurity flux deviates from linear when the impurity concentration is no longer negligible. It is not the intention of the present section to provide a detailed study including several species and different background turbulence, as done in section 2.2 for the nonlinear analysis for trace impurities. The purpose is rather to shed some light that indicates to what degree the conclusions drawn in section 2.2 can be extrapolated for realistic impurity content. We have performed a series of simulations considering W^{44+} at a concentration such that the effective charge is $Z_{\text{eff}} = 2$. Only the impurity density gradient has been scanned, keeping $a/L_{T_Z} = 0$, as we have seen that density gradient drives the dominant contribution to the turbulent flux of impurities. The resulting normalized turbulent fluxes of W^{44+} are represented in fig. 10 (left) for the ITG-driven background turbulence and in fig. 10 (right) for the TEM case. For the curves representing the flux of W^{44+} at $Z_{\text{eff}} = 2$, it can be observed that the deviation from the linear trend is only noticeable at rather large normalized density gradient values, larger than $a/L_{n_Z} \approx 5$. This deviation is more obvious for the ITG case than for the TEM, and each of them points to opposite effects: while the TEM-driven turbulent transport of tungsten tends to be weakened with respect to the linear behaviour, the ITG-driven flux is enhanced. Apart from that, the presence of non-trace tungsten introduces an offset respect to the linear trend in the ITG case, that is not found for the TEM. In other words, the presence of tungsten at non-trace concentration is altering the value of the ITG-driven pinch in the absence of tungsten density and temperature gradients towards making it nearly zero, as can be noted looking at the two points represented for $a/L_{n_Z} = 0$. In any case, a closing remark from these simulations is that, unless Z_{eff}

is much larger than 2, the dependence of the impurity fluxes on the impurity density gradient seems close enough to linear so that the conclusions drawn in section 2.2 can be extrapolated to moderately realistic values of Z_{eff} .

3. Conclusions

In the present work, the transport of impurities driven by gyrokinetic microturbulence has been investigated for W7-X geometry. Quasilinear calculations and nonlinear simulations have been performed in the flux tube and electrostatic approximations with the recently developed code `stella`. The transport coefficients of several trace impurities in the presence of ITG, TEM and ETG unstable conditions have been analyzed. The ETG, only considered in the quasilinear analysis, has shown substantially smaller impurity transport coefficients compared to the ITG and TEM cases. The conclusions drawn from the nonlinear results for ITG and TEM microturbulence indicate that, independently on the charge and the mass of the impurity, the turbulent transport is dominated by ordinary diffusion, and that thermo-diffusion contributes very weakly to push the impurities radially inward. The estimated diffusion coefficient has been found to be in qualitative agreement with the experimentally reported for W7-X plasmas. The contribution driven in absence of gradients, C_Z , has been found to be a pinch in the presence of ITG microturbulence and an anti-pinch under the influence of the TEM conditions. These features, some of them qualitatively anticipated by the quasilinear calculations, translate into an optimistic picture of the transport of impurities in W7-X, where the large microturbulence driven diffusion would contribute to produce nearly flat equilibrium impurity density profiles, free of strong radial localization of impurities. The possible extrapolation of these conclusions to realistic non-trace concentration of impurities has been partially confirmed by simulations at $Z_{\text{eff}} = 2$, that have demonstrated that the diffusion coefficient does not deviates substantially from a linear dependence on the impurity density gradient.

Acknowledgements

This work has been carried out within the framework of the EUROfusion Consortium and has received funding from the Euratom research and training programme 2014-2018 and 2019-2020 under grant agreement No. 633053. The views and opinions expressed herein do not necessarily reflect those of the European Commission. This research was supported in part by grant PGC2018-095307-B-I00, Ministerio de Ciencia, Innovación y Universidades, Spain. The simulations were carried out in the clusters Marconi (Cineca, Italy) and Xula (Ciemat, Spain). J. M. García-Regaña is grateful to A. Bañón-Navarro for helpful discussions.

References

REFERENCES

- ALCUSÓN, J., GARCÍA-REGAÑA, J. M., REYNOLDS-BARREDO, J. M., GRULKE, O., HELANDER, P., XANTHOPOULOS, P. & ZOCCO, A. 2020 Turbulent curvature pinch flip the sign for heavy impurities in w7-x. *In preparation*.
- ALCUSÓN, J. A., XANTHOPOULOS, P., PLUNK, G. G., HELANDER, P., WILMS, F., TURKIN, Y., VON STECHOW, A. & GRULKE, O. 2020 Suppression of electrostatic micro-instabilities in maximum-j stellarators. *Plasma Physics and Controlled Fusion* **62** (3), 035005.

- BARNES, M., PARRA, F. & LANDREMAN, M. 2019 stella: An operator-split, implicit-explicit δf -gyrokinetic code for general magnetic field configurations. *Journal of Computational Physics* **391**.
- BARNES, M., PARRA, F. I. & DORLAND, W. 2012 Turbulent transport and heating of trace heavy ions in hot magnetized plasmas. *Phys. Rev. Lett.* **109**, 185003.
- BARNES, M., PARRA, F. I. & SCHEKOCHIHIN, A. A. 2011 Critically balanced ion temperature gradient turbulence in fusion plasmas. *Physical Review Letters* **107** (11).
- BEER, M. A., COWLEY, S. C. & HAMMETT, G. W. 1995 Field-aligned coordinates for nonlinear simulations of tokamak turbulence. *Physics of Plasmas* **2** (7), 2687–2700.
- BULLER, S. & HELANDER, P. 2020 Effects of collisions on impurity transport driven by electrostatic modes. *Journal of Plasma Physics* **86** (3).
- BULLER, S., MOLLÉN, A., NEWTON, S. L., SMITH, H. M. & PUSZTAI, I. 2019 The importance of the classical channel in the impurity transport of optimized stellarators. *Journal of Plasma Physics* **85** (4).
- BULLER, S., SMITH, H. M., HELANDER, P., MOLLÉN, A., NEWTON, S. L. & PUSZTAI, I. 2018 Collisional transport of impurities with flux-surface varying density in stellarators. *Journal of Plasma Physics* **84** (4), 905840409.
- BURHENN, R., FENG, Y., IDA, K., MAASSBERG, H., MCCARTHY, K., KALININA, D., KOBAYASHI, M., MORITA, S., NAKAMURA, Y., NOZATO, H., OKAMURA, S., SUDO, S., SUZUKI, C., TAMURA, N., WELLER, A., YOSHINUMA, M. & ZURRO, B. 2009 On impurity handling in high performance stellarator/heliotron plasmas. *Nuclear Fusion* **49** (6), 065005.
- CALVO, I., PARRA, F. I., VELASCO, J. L. & ALONSO, J. A. 2017 The effect of tangential drifts on neoclassical transport in stellarators close to omnigenity. *Plasma Physics and Controlled Fusion* **59** (5), 055014.
- CALVO, I., PARRA, F. I., VELASCO, J. L., ALONSO, J. A. & GARCÍA-REGAÑA, J. 2018a Stellarator impurity flux driven by electric fields tangent to magnetic surfaces. *Nuclear Fusion* **58** (12), 124005.
- CALVO, I., VELASCO, J. L., PARRA, F. I., ALONSO, J. A. & GARCÍA-REGAÑA, J. M. 2018b Electrostatic potential variations on stellarator magnetic surfaces in low collisionality regimes. *Journal of Plasma Physics* **84** (4), 905840407.
- FUJITA, K., SATAKE, S., KANNO, R., NUNAMI, M., NAKATA, M., GARCÍA-REGAÑA, J. M., VELASCO, J. L. & CALVO, I. 2020 Global calculation of neoclassical impurity transport including the variation of electrostatic potential. *Journal of Plasma Physics* **86** (3).
- GARCÍA-REGAÑA, J. M., BEIDLER, C. D., KLEIBER, R., HELANDER, P., MOLLÉN, A., ALONSO, J. A., LANDREMAN, M., MAASSBERG, H., SMITH, H. M., TURKIN, Y. & VELASCO, J. L. 2017 Electrostatic potential variation on the flux surface and its impact on impurity transport. *Nuclear Fusion* **57** (5), 056004.
- GARCÍA-REGAÑA, J. M., KLEIBER, R., BEIDLER, C. D., TURKIN, Y., MAASSBERG, H. & HELANDER, P. 2013 On neoclassical impurity transport in stellarator geometry. *Plasma Physics and Controlled Fusion* **55** (7), 074008.
- GEIGER, B., WEGNER, T., BEIDLER, C., BURHENN, R., BUTTENSCHN, B., DUX, R., LANGENBERG, A., PABLANT, N., PETERICH, T., TURKIN, Y., WINDISCH, T., WINTERS, V., BEURSKENS, M., BIEDERMANN, C., BRUNNER, K., CSEH, G., DAMM, H., EFFENBERG, F., FUCHERT, G., GRULKE, O., HARRIS, J., KILLER, C., KNAUER, J., KOCIS, G., KRMER-FLECKEN, A., KREMEYER, T., KRYCHOWIAK, M., MARCHUK, O., NICOLAI, D., RAHBARNIA, K., SATHEESWARAN, G., SCHILLING, J., SCHMITZ, O., SCHRÖDER, T., SZEPESI, T., THOMSEN, H., MORA, H. T., TRAVERSO, P. & AND, D. Z. 2019 Observation of anomalous impurity transport during low-density experiments in w7-x with laser blow-off injections of iron. *Nuclear Fusion* **59** (4), 046009.
- GEIGER, J., BEIDLER, C. D., FENG, Y., MAASSBERG, H., MARUSHCHENKO, N. B. & TURKIN, Y. 2015 Physics in the magnetic configuration space of W7-X. *Plasma Physics and Controlled Fusion* **57** (1), 014004.
- GRIMM, R. C., DEWAR, R. L. & MANICKAM, J. 1983 Ideal MHD stability calculations in axisymmetric toroidal coordinate systems. *Journal of Computational Physics* **49**, 94.
- HELANDER, P., BEIDLER, C. D., BIRD, T. M., DREVLAK, M., FENG, Y., HATZKY, R., JENKO, F., KLEIBER, R., PROLL, J. H. E., TURKIN, Y. & XANTHOPOULOS, P. 2012 Stellarator

- and tokamak plasmas: a comparison. *Plasma Physics and Controlled Fusion* **54** (12), 124009.
- HELANDER, P., NEWTON, S. L., MOLLÉN, A. & SMITH, H. M. 2017 Impurity transport in a mixed-collisionality stellarator plasma. *Phys. Rev. Lett.* **118**, 155002.
- HELANDER, P. & ZOCCO, A. 2018 Quasilinear particle transport from gyrokinetic instabilities in general magnetic geometry. *Plasma Physics and Controlled Fusion* **60** (8), 084006.
- HIRSCH, M., BALDZUHN, J., BEIDLER, C., BRAKEL, R., BURHENN, R., DINKLAGE, A., EHMLER, H., ENDLER, M., ERCKMANN, V., FENG, Y., GEIGER, J., GIANNONE, L., GRIEGER, G., GRIGULL, P., HARTFUSS, H.-J., HARTMANN, D., JAENICKE, R., KÖNIG, R., LAQUA, H. P., MAASSBERG, H., MCCORMICK, K., SARDEI, F., SPETH, E., STROTH, U., WAGNER, F., WELLER, A., WERNER, A., WOBIG, H. & AND, S. Z. 2008 Major results from the stellarator wendelstein 7-AS. *Plasma Physics and Controlled Fusion* **50** (5), 053001.
- HIRSHMAN, S. P., SHAIN, K. C., VAN RIJ, W. I., JR., C. O. B., & JR., E. C. C. 1986 Plasma transport coefficients for nonsymmetric toroidal confinement systems. *Physics of Fluids* **29**, 2951.
- IDA, K., YOSHINUMA, M., OSAKABE, M., NAGAOKA, K., YOKOYAMA, M., FUNABA, H., SUZUKI, C., IDO, T., SHIMIZU, A., MURAKAMI, I., TAMURA, N., KASAHARA, H., TAKEIRI, Y., IKEDA, K., TSUMORI, K., KANEKO, O., MORITA, S., GOTO, M., TANAKA, K., NARIHARA, K., MINAMI, T., YAMADA, I. & GROUP, L. E. 2009 Observation of an impurity hole in a plasma with an ion internal transport barrier in the Large Helical Device. *Physics of Plasmas* **16**, 056111.
- KLINGER, T., ANDREEVA, T., BOZHENKOV, S., BRANDT, C., BURHENN, R., BUTTENSCHN, B., FUCHERT, G., GEIGER, B., GRULKE, O., LAQUA, H., PABLANT, N., RAHBARNIA, K., STANGE, T., VON STECHOW, A., TAMURA, N., THOMSEN, H., TURKIN, Y., WEGNER, T., ABRAMOVIC, I., KSLOMPOLO, S., ALCUSON, J., ALEYNIKOV, P., ALEYNIKOVA, K., ALI, A., ALONSO, A., ANDA, G., ASCASIBAR, E., BHNER, J., BAEK, S., BALDEN, M., BALDZUHN, J., BANDUCH, M., BARBUI, T., BEHR, W., BEIDLER, C., BENNDORF, A., BIEDERMANN, C., BIEL, W., BLACKWELL, B., BLANCO, E., BLATZHEIM, M., BALLINGER, S., BLUHM, T., BCKENHOFF, D., BSWIRTH, B., BTGTGER, L.-G., BORCHARDT, M., BORSUK, V., BOSCARY, J., BOSCH, H.-S., BEURSKENS, M., BRAKEL, R., BRAND, H., BRUER, T., BRAUNE, H., BREZINSEK, S., BRUNNER, K.-J., BUSSIAHN, R., BYKOV, V., CAI, J., CALVO, I., CANNAS, B., CAPP, A., CARLS, A., CARRALERO, D., CARRARO, L., CARVALHO, B., CASTEJON, F., CHARL, A., CHAUDHARY, N., CHAUVIN, D., CHERNYSHV, F., CIANCIOSA, M., CITARELLA, R., CLAPS, G., COENEN, J., COLE, M., COLE, M., CORDELLA, F., CSEH, G., CZARNECKA, A., CZERSKI, K., CZERWINSKI, M., CZYMEK, G., DA MOLIN, A., DA SILVA, A., DAMM, H., DE LA PEN, A., DEGENKOLBE, S., DHARD, C., DIBON, M., DINKLAGE, A., DITTMAR, T., DREVLAK, M., DREWEL, P., DREWS, P., DURODIE, F., EDLUND, E., VAN EETEN, P., EFFENBERG, F., EHRKE, G., ELGETI, S., ENDLER, M., ENNIS, D., ESTEBAN, H., ESTRADA, T., FELLINGER, J., FENG, Y., FLOM, E., FERNANDES, H., FIETZ, W., FIGACZ, W., FONTDECABA, J., FORD, O., FORNAL, T., FRERICH, H., FREUND, A., FUNABA, T., GALKOWSKI, A., GANTENBEIN, G., GAO, Y., REGAÑA, J. G., GATES, D., GEIGER, J., GIANNELLA, V., GOGOLEVA, A., GONCALVES, B., GORIAEV, A., GRADIC, D., GRAHL, M., GREEN, J., GREUNER, H., GROSMAN, A., GROTE, H., GRUCA, M., GUERARD, C., HACKER, P., HAN, X., HARRIS, J., HARTMANN, D., HATHIRAMANI, D., HEIN, B., HEINEMANN, B., HELANDER, P., HENNEBERG, S., HENKEL, M., SANCHEZ, J. H., HIDALGO, C., HIRSCH, M., HOLLFELD, K., HFEL, U., HLTING, A., HSCHEN, D., HOURLY, M., HOWARD, J., HUANG, X., HUANG, Z., HUBENY, M., HUBER, M., HUNGER, H., IDA, K., ILKEI, T., ILLY, S., ISRAELI, B., JABLONSKI, S., JAKUBOWSKI, M., JELONNEK, J., JENZSCH, H., JESCHE, T., JIA, M., JUNGHANNS, P., KACMARCZYK, J., KALLMEYER, J.-P., KAMIONKA, U., KASAHARA, H., KASPAREK, W., KAZAKOV, Y., KENMOCHI, N., KILLER, C., KIRSCHNER, A., KLEIBER, R., KNAUER, J., KNAUP, M., KNIIPS, A., KOBARG, T., KOCSIS, G., KCHL, F., KOLESNICHENKO, Y., KNIES, A., KNIG, R., KORNEJEW, P., KOSCHINSKY, J.-P., KSTER, F., KRMER, M., KRAMPITZ, R., KRMER-FLECKEN, A., KRAWCZYK, N., KREMEYER, T., KROM, J., KRYCHOWIAK, M., KSIAZEK, I., KUBKOWSKA, M., KHNER, G., KURKI-SUONIO, T., KURZ, P., KWAK, S., LANDREMAN, M., LANG, P., LANG, R., LANGENBERG, A., LANGISH, S., LAQUA, H., LAUBE, R., LAZERSON, S., LECHTE, C., LENNARTZ, M., LEONHARDT, W., LI, C., LI, C., LI, Y., LIANG, Y., LINSMEIER,

- C., LIU, S., LOBSIEN, J.-F., LOESSER, D., CISQUELLA, J. L., LORE, J., LORENZ, A., LOSERT, M., LCKE, A., LUMSDAINE, A., LUTSENKO, V., MAASSBERG, H., MARCHUK, O., MATTHEW, J., MARSEN, S., MARUSHCHENKO, M., MASUZAKI, S., MAURER, D., MAYER, M., MCCARTHY, K., MCNEELY, P., MEIER, A., MELLEIN, D., MENDELEVITCH, B., MERTENS, P., MIKKELSEN, D., MISHCHENKO, A., MISSAL, B., MITTELSTAEDT, J., MIZUUCHI, T., MOLLEN, A., MONCADA, V., MNNICH, T., MORISAKI, T., MOSEEV, D., MURAKAMI, S., NÁFRÁDI, G., NAGEL, M., NAUJOKS, D., NEILSON, H., NEU, R., NEUBAUER, O., NEUNER, U., NGO, T., NICOLAI, D., NIELSEN, S., NIEMANN, H., NISHIZAWA, T., NOCENTINI, R., NHRENBERG, C., NHRENBERG, J., OBERMAYER, S., OFFERMANN, G., OGAWA, K., LMANN, J., ONGENA, J., OOSTERBEEK, J., OROZCO, G., OTTE, M., RODRIGUEZ, L. P., PANADERO, N., ALVAREZ, N. P., PAPENFUSS, D., PAQAY, S., PASCH, E., PAVONE, A., PAWELEC, E., PEDERSEN, T., PELKA, G., PERSEO, V., PETERSON, B., PILOPP, D., PINGEL, S., PISANO, F., PLAUM, B., PLUNK, G., PLSKEI, P., PORKOLAB, M., PROLL, J., PUIATTI, M.-E., SITJES, A. P., PURPS, F., RACK, M., RÉCSEI, S., REIMAN, A., REIMOLD, F., REITER, D., REMPEL, F., RENARD, S., RIEDL, R., RIEMANN, J., RISSE, K., ROHDE, V., RHLINGER, H., ROMÉ, M., RONDESHAGEN, D., RONG, P., ROTH, B., RUDISCHHAUSER, L., RUMMEL, K., RUMMEL, T., RUNOV, A., RUST, N., RYC, L., RYOSUKE, S., SAKAMOTO, R., SALEWSKI, M., SAMARTSEV, A., SANCHEZ, E., SANO, F., SATAKE, S., SCHACHT, J., SATHEESWARAN, G., SCHAUER, F., SCHERER, T., SCHILLING, J., SCHLAICH, A., SCHLISIO, G., SCHLUCK, F., SCHLTER, K.-H., SCHMITT, J., SCHMITZ, H., SCHMITZ, O., SCHMUCK, S., SCHNEIDER, M., SCHNEIDER, W., SCHOLZ, P., SCHRITTWIESER, R., SCHRDER, M., SCHRDER, T., SCHROEDER, R., SCHUMACHER, H., SCHWEER, B., SCOTT, E., SEREDA, S., SHANAHAN, B., SIBILIA, M., SINHA, P., SIPLI, S., SLABY, C., SLECZKA, M., SMITH, H., SPIESS, W., SPONG, D., SPRING, A., STADLER, R., STEJNER, M., STEPHEY, L., STRIDDE, U., SUZUKI, C., SVENSSON, J., SZABÓ, V., SZABOLICS, T., SZEPESI, T., SZKEFALVI-NAGY, Z., TANCETTI, A., TERRY, J., THOMAS, J., THUMM, M., TRAVERE, J., TRAVERSO, P., TRETTER, J., MORA, H. T., TSUCHIYA, H., TSUJIMURA, T., TULIPÁN, S., UNTERBERG, B., VAKULCHYK, I., VALET, S., VANO, L., VAN MILLIGEN, B., VAN VUUREN, A., VELA, L., VELASCO, J.-L., VERGOTE, M., VERVIER, M., VIANELLO, N., VIEBKE, H., VILBRANDT, R., VORKPER, A., WADLE, S., WAGNER, F., WANG, E., WANG, N., WANG, Z., WARMER, F., WAUTERS, T., WEGENER, L., WEGGEN, J., WEI, Y., WEIR, G., WENDORF, J., WENZEL, U., WERNER, A., WHITE, A., WIEGEL, B., WILDE, F., WINDISCH, T., WINKLER, M., WINTER, A., WINTERS, V., WOLF, S., WOLF, R., WRIGHT, A., WURDEN, G., XANTHOPOULOS, P., YAMADA, H., YAMADA, I., YASUHARA, R., YOKOYAMA, M., ZANINI, M., ZARNSTORFF, M., ZEITLER, A., ZHANG, D., ZHANG, H., ZHU, J., ZILKER, M., ZOCCO, A., ZOLETNIK, S. & ZUIN, M. 2019 Overview of first wendelstein 7-x high-performance operation. *Nuclear Fusion* **59** (11), 112004.
- LANGENBERG, A., WEGNER, T., PABLANT, N. A., MARCHUK, O., GEIGER, B., TAMURA, N., BUSSIAHN, R., KUBKOWSKA, M., MOLLÉN, A., TRAVERSO, P., SMITH, H. M., FUCHERT, G., BOZHENKOV, S., DAMM, H., PASCH, E., BRUNNER, K.-J., KNAUER, J., BEURSKENS, M., BURHENN, R. & AND, R. C. W. 2020 Charge-state independent anomalous transport for a wide range of different impurity species observed at wendelstein 7-x. *Physics of Plasmas* **27** (5), 052510.
- MCCORMICK, K., GRIGULL, P., BURHENN, R., BRAKEL, R., EHMLER, H., FENG, Y., GADELMEIER, F., GIANNONE, L., HILDEBRANDT, D., HIRSCH, M., JAENICKE, R., KISSLINGER, J., KLINGER, T., KLOSE, S., KNAUER, J. P., KÖNIG, R., KÜHNER, G., LAQUA, H. P., NAUJOKS, D., NIEDERMAYER, H., PASCH, E., RAMASUBRAMANIAN, N., RUST, N., SARDEI, F., WAGNER, F., WELLER, A., WENZEL, U. & WERNER, A. 2002 New advanced operational regime on the W7-AS stellarator. *Phys. Rev. Lett.* **89**, 015001.
- MIKKELSEN, D. R., TANAKA, K., NUNAMI, M., WATANABE, T.-H., SUGAMA, H., YOSHINUMA, M., IDA, K., SUZUKI, Y., GOTO, M., MORITA, B., WIELAND, B., YAMADA, I., YASUHARA, R., TOKUZAWA, T., AKIYAMA, T. & PABLANT, N. A. 2014 Quasilinear carbon transport in an impurity hole plasma in lhd. *Physics of Plasmas* **21**, 082302.
- MOLLÉN, A., LANDREMAN, M., SMITH, H. M., GARCÍA-REGAÑA, J. M. & NUNAMI, M. 2018 Flux-surface variations of the electrostatic potential in stellarators: Impact on the radial electric field and neoclassical impurity transport. *Plasma Phys. Control. Fusion* **60**, 084001.
- NUNAMI, M., NAKATA, M., TODA, S. & SUGAMA, H. 2020 Gyrokinetic simulations for turbulent

- transport of multi-ion-species plasmas in helical systems. *Physics of Plasmas* **27** (5), 052501.
- PROLL, J. H. E., XANTHOPOULOS, P. & HELANDER, P. 2013 Collisionless microinstabilities in stellarators. II. numerical simulations. *Physics of Plasmas* **20** (12), 122506.
- VELASCO, J., CALVO, I., PARRA, F. & GARCÍA-REGAÑA, J. 2020 KNOSOS: a fast orbit-averaging neoclassical code for stellarator geometry. *Journal of Computational Physics* p. 109512.
- VELASCO, J. L., CALVO, I., GARCÍA-REGAÑA, J. M., PARRA, F. I., SATAKE, S. & AND, J. A. A. 2018 Large tangential electric fields in plasmas close to temperature screening. *Plasma Physics and Controlled Fusion* **60** (7), 074004.